

# Energy Cooperative Transmission Policy for Energy Harvesting Tags

Mengistu A. Mulatu, Thembelihle Dlamini, Mzabalazo Lupupa  
Dept. of Electrical and Electronic Engineering  
University of Eswatini  
Manzini, Eswatini  
{mamulatu,tldlamini,mlupupa}@uniswa.sz

Thokozani Shongwe  
Dept. of Electrical and Electronic Eng. Technology  
University of Johannesburg  
Johannesburg, South Africa  
tshongwe@uj.ac.za

**Abstract**—To sustain communication reliability and use the harvested energy effectively, it is crucial to consider energy sharing between energy harvesting tags (EHT) in a multiple access network, which are basic building blocks for the internet of things (IoT) applications. This technique also achieves higher throughput compared with the non-cooperative strategies despite energy losses occurred during energy transfer. We propose an energy cooperative communication strategy for a multiple access network of tags that depends on the harvested battery energy. We develop an optimal transmission policy for EHTs that maximises the long-term joint average throughput using a Markov decision process (MDP) model. Simulation results show that the proposed energy cooperative policy produces improved performance than traditional policies.

**Index Terms**—Cooperative Energy transfer, energy harvesting tags, Markov decision process, cooperative transmission strategy

## I. INTRODUCTION

Advances in the design of ultra low power transceivers and energy harvesting technology [1], [2] has brought up energy harvesting tags (EHT), which are building blocks for Internet of things applications. EHTs are small devices that can be attached to objects and can be applied to tracking and monitoring, and in collecting information and disaster victim identifications [3]. They can communicate with each other and with other devices using the energy they harvested from the surrounding.

Communication of such devices is limited by the available energy resources. Use of excessive energy causes battery outage, limiting tags activity time. On the other hand, use of minimum energy compromises the network throughput. The performance of the network can also be affected by the non-uniform energy harvesting conditions due to the tags location. Some tags harvest energy better than the others. As a result, they may not respond to all the requests sent from a reader. To sustain long-term communication, an optimized energy usage based on energy-cooperative technique has been developed.

The concept of energy cooperation is not a new idea and is addressed by a number of researchers [4]–[7], where an energy-rich device shares a portion of its energy to another energy-

hungry device. This sustains the long service lifetime of devices and improves the overall system performance, despite some energy losses incurred during energy transfer. In [4], Gurakan studied an energy management policies that maximize the network throughput for a self-sustaining network, in which sensor nodes harvest energy from the environment and transfer this energy to other nodes in the network. Energy transmission strategy in communication of energy harvesting tags is studied in [5], which showed there is significant throughput improvement compared to traditional policies. The authors in [6] studied a Partially Observed Markov Decision Process (POMDP) based energy cooperative transmission policy for multiple access model which maximizes the long term system throughput. Recently, the authors in [7] studied cooperative transmission of Energy-Constrained IoT Devices where IoT devices share signals with other devices and cooperate to transmit the signals to the destination using the harvested energy.

Wang *et al.* [8] studied an optimal transmission policy for a point-to-point communication system that contains an energy harvesting tag and a reader.

An energy-efficient scheduling schemes for wireless networks with energy-harvesting is studied in [9]. They proposed a direct or a cooperative relay communication and formulated the problem using Markov decision process (MDP).

The current techniques and algorithms used for wireless sensor networks are complex to use for simpler and small devices like EHTs. EHTs need simpler algorithms for their transmission optimization. This is motivated by an increasing need from the industry on a low energy consuming green communication system.

In this paper, we consider a multiple access communication composed of  $N$  tags powered by energy harvesting devices, each having independent energy arrival processes for recharging their finite capacity batteries and a reader. We assume that each tag can transfer/receive energy to/from its neighbor with minimum loss. We consider energy cooperation based communication model where data from all tags is equally important in time at the reader. This work is an extension

of the work in [5], that considered a system of two tags and a reader.

The rest of the paper is organized as follows. Section 2 describes the system model. Section 3 formulates an energy cooperative communication optimization problem as an MDP model. The optimal transmission policy and the simulations are provided in Sections 4 and 5. Lastly, the conclusion of the paper is presented in Section 6.

## II. SYSTEM MODEL

We consider an energy cooperative communication network, which consists of  $N$  energy harvesting tags ( $T^1, T^2, \dots, T^i, T^j, \dots, T^{N-1}$  and  $T^N$ ) and a tag reader (R) as shown in Fig. 1, where  $i, j \in \{1, 2, \dots, N\}$  and  $i \neq j$ . The tags are equipped with rechargeable batteries with their maximum battery capacity  $B_{max}^1, B_{max}^2, \dots, B_{max}^N$ .

We assume that the tags communicate with the reader in a request-reply mode and an energy exchange takes place between the tags before data transmission. As shown in Fig. 1, two tags  $T^i$  and  $T^j$  perform energy cooperation through pairing assigned by the reader. Such kind of multiple access mode is common in networks like wireless sensor networks. A tag  $T^i$  can send information to R using its harvested battery energy or using the energy received from its neighbouring tag  $T^j$  if the stored energy is not enough to transmit.  $T^j$  cooperates with  $T^i$  if its battery energy is sufficient for its own data transmission as well as for energy sharing.

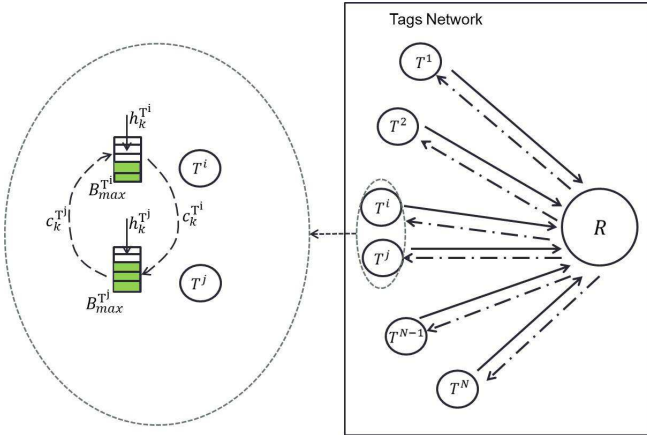


Fig. 1. System model

The ultra wideband (UWB) pulse position modulation technique (PPM) [8] is employed by each tag for data transmission to the reader.

The transmitted signal from  $T^i$  is given by [10]:

$$s^{T^i}(t) = \sum_{m=0}^{L-1} \sum_{\iota=1}^J y_{\iota,m}^{T^i} p(t - \iota T_f - m T_s), \quad (1)$$

where  $y_{\iota,m}^{T^i} \in \{0, 1\}$  is the  $\iota^{th}$  data bit within the  $m^{th}$  symbol for tag  $T^i$ ,  $J$  is the number of information bits per symbol of duration  $T_s$ ,  $p(t)$  is a pulse of duration  $T_p < T_f$ ,

$L$  is the number of PPM symbols per transmitted packet and  $T_f = T_s/J$ . We consider the pulses in each symbol as unit pulses with the total number of non-zero pulses in  $L$  equal to the energy of the packet.

At the beginning, the reader requests the tags for their energy parameters. Then the tags check their stored energy and reply to a reader. If a particular tag  $T^i$  lacks the required energy for data transmission, the reader assigns a neighbouring tag  $T^j$  with surplus energy to cooperate with  $T^i$ . Such kind of energy transfer causes an energy loss, but the overall performance of the system is better than a system without energy cooperation. The  $m^{th}$  transmitted symbol of a packet from any tag  $T^i$  reaching R is given by

$$x_{R,m}^{T^i}(t) = \vartheta_{T^i R} \sum_{\iota=1}^J y_{\iota,m}^{T^i} p(t - \iota T_f) + w_R^{T^i}(t) \quad (2)$$

where  $\vartheta_{T^i R}$  is the path loss effect proportional to  $1/d_{T^i R}^{\eta/2}$ , where  $d_{T^i R}$  is the distance between tag  $T^i$  and reader R, and  $\eta$  is the path loss exponent.  $w_R^{T^i}(t)$  is Gaussian noise variables with zero mean and similar variance  $N_0$ . Due to the robustness of Impulse Radio UWB (IR-UWB) to small scale fading, we use only channel path losses [11]. Denote  $\gamma_{T^i R} = \frac{\vartheta_{T^i R}^2 \mathcal{E}_{m,y}^{T^i}}{N_0}$  to be signal-to-noise ratios (SNRs) at R received from  $T^i$ , where  $\mathcal{E}_{m,y}^{T^i}$  is the symbol energy of  $y_m^{T^i}$ .

Complexity of such system can be reduced greatly by employing a compressed sensing signal detection and processing methods [8], [12].

A signal  $\mathbf{x}^{T^i} \in \mathcal{R}^N$  received at R can be recovered using compressive linear measurements, where  $\mathbf{x}^{T^i}$  is a sample of  $x_{R,m}^{T^i}(t)$ . For an  $M \times N$  measurement matrix  $\Phi$ ,  $\mathbf{x}^{T^i}$  can be extracted from the compressed samples  $\tilde{\mathbf{x}}^{T^i} = \Phi \mathbf{x}^{T^i} \in \mathcal{R}^M$  for  $M \ll N$ . For  $K$  PPM symbols, we write  $\tilde{\mathbf{x}}_i^{T^i} = \Phi \mathbf{x}_i^{T^i}$ ,  $i = 1, 2, \dots, K$ , where  $\mathbf{x}_i^{T^i}$  is samples of the  $i^{th}$  PPM symbol. To extract the original signal, the reader performs the following decision rule :

$$\hat{i} = \underset{1 \leq i \leq K}{\operatorname{argmin}} (\tilde{\mathbf{x}}^{T^i} - \tilde{\mathbf{x}}_i^{T^i})^T (\Phi \Phi^T)^{-1} (\tilde{\mathbf{x}}^{T^i} - \tilde{\mathbf{x}}_i^{T^i}). \quad (3)$$

And the probability of mis-detecting a symbol under this method is given by

$$p_{md}^{T^i}(\mathcal{E}^{T^i}) = 1 - Q \left( -\sqrt{\frac{M}{N}} \gamma_{T^i}(\mathcal{E}^{T^i}) \right)^{K-1}, \quad (4)$$

where  $Q(x) = \frac{1}{\sqrt{2\pi}} \int_x^\infty e^{-\frac{t^2}{2}} dt$ , and  $\gamma_{T^i}$  is the SNR at R from  $T^i$ .

In EHTs, there are two error sources: the no-response error ( $p_{nr}$ ) due to tags' battery outage and the mis-detection error due to reader's failure to decode the transmitted data successfully. Thus, at time interval  $k$ , the communication error probability is given by [8]:

$$p_e^{T^i}(\mathcal{E}_k^{T^i}) = \left( \beta \cdot p_{nr}(\mathcal{E}_k^{T^i}) + (1 - \beta) p_{md}^{T^i}(\mathcal{E}_k^{T^i}) \cdot 1_{\{\mathcal{E}_k^{T^i} > 0\}} \right) \cdot a_k, \quad (5)$$

where  $p_{nr} = 1_{\{\mathcal{E}_k^{\text{T}^i}=0\}}$  accounts for the no-response error,  $\beta \in [0, 1]$  is a weighting factor and  $a_k = 1$  means reader requests and  $a_k = 0$  otherwise. The indicator function  $1_{\{X\}}$  is defined as  $1_{\{X\}} = 1$  if  $X$  is true, and 0 otherwise.

We assume that there is no energy constraints at the reader. Denote  $B_k^{\text{T}^i}$  to be the battery energy of  $\text{T}^i$  at the beginning of the  $k^{\text{th}}$  time interval. Energy consumption by the tag is limited by its battery level; i.e.,  $0 \leq L\mathcal{E}_k^{\text{T}^i} \leq B_k^{\text{T}^i}$ . Denote  $h_k^{\text{T}^i}$  to be the amount of energy harvested by  $\text{T}^i$  during the  $k^{\text{th}}$  time interval. We consider the random energy arrival process, and assume that  $h_k^{\text{T}^i}$  takes discrete values from the set  $\mathcal{H} = \{H_1, H_2, \dots, H_D\}$ . Energy arrival can be modelled as a  $D$ -state Markov process with the state transition probability expressed as follows:

$$q^{\text{T}^i} = \begin{bmatrix} q_{H_1 H_1}^{\text{T}^i} & q_{H_1 H_2}^{\text{T}^i} & \cdots & q_{H_1 H_D}^{\text{T}^i} \\ q_{H_2 H_1}^{\text{T}^i} & q_{H_2 H_2}^{\text{T}^i} & \cdots & q_{H_2 H_D}^{\text{T}^i} \\ \vdots & \vdots & \ddots & \vdots \\ q_{H_D H_1}^{\text{T}^i} & q_{H_D H_2}^{\text{T}^i} & \cdots & q_{H_D H_D}^{\text{T}^i} \end{bmatrix}, \quad (6)$$

where  $q_{H_i H_j}^{\text{T}^i}$  is the probability of the energy harvesting state changing from the current state,  $H_i$ , to the next state,  $H_j$  for all  $i, j \in \{1, 2, \dots, D\}$ . Moreover, the steady state probability is given by:  $[q_{H_1}^{\text{T}^i}, q_{H_2}^{\text{T}^i}, \dots, q_{H_D}^{\text{T}^i}]$ . We model the request of the reader at the beginning of the  $k^{\text{th}}$  time interval with Bernoulli's model as:

$$\alpha_k \sim \text{Bernoulli}(r),$$

where  $\alpha_k = 1$  indicates a reader request with a probability of  $r$ , and  $\alpha_k = 0$  indicates no request, having probability  $(1 - r)$ . The battery energy of  $\text{T}^i$  time interval  $k$  is given by

$$B_{k+1}^{\text{T}^i} = \min(B_k^{\text{T}^i} - \alpha_k E_k^{\text{T}^i} + h_k^{\text{T}^i} - c_k^{\text{T}^i} + \rho c_k^{\text{T}^j}, B_{\max}^{\text{T}^i}) \quad (7)$$

where  $E_k^{\text{T}^i} = L\mathcal{E}_k^{\text{T}^i}$  and  $\rho \in (0, 1]$  is the energy transfer efficiency of tags and  $c_k^{\text{T}^i}$  is the amount of energy units transferred between tags during cooperation.

### III. PROBLEM FORMULATION

In this section, we formulate the optimal energy cooperative transmission policy as an infinite-horizon MDP problem. Define  $A_k = (\mathcal{E}_k^{\text{T}^1}, \mathcal{E}_k^{\text{T}^2}, \dots, \mathcal{E}_k^{\text{T}^N})$  to be the joint energy of the tags at the  $k^{\text{th}}$  time interval, and  $\mathcal{A}$  to be the set of all such possible joint symbol energies of the tags; i.e.,  $\mathcal{A} = (a_1, a_2, \dots, a_l)$ .

Denote  $S_k = (B_k^{\text{T}^1}, B_k^{\text{T}^2}, \dots, B_k^{\text{T}^N}, h_k^{\text{T}^1}, h_k^{\text{T}^2}, \dots, h_k^{\text{T}^N}, \alpha_k)$  to be the state of the tags at the beginning of the  $k^{\text{th}}$  time interval and denote  $\mathcal{S}$  to be the set of all possible states. i.e.  $\mathcal{S} = \{s_1, s_2, \dots, s_{|\mathcal{S}|}\}$ , where  $|\mathcal{S}|$  is the number of possible states. The energy cooperative transmission policy  $\pi(s)$  is defined as a mapping from the states  $\mathcal{S}$  to  $\mathcal{A}$ . Let  $\Pi = (\pi_1, \pi_2, \dots, \pi_l)$  denote the set of all possible policies. Given the current state  $S_k$  and the policy  $\pi : \mathcal{S} \rightarrow \mathcal{A}$ , the packet throughput of  $\text{T}^i$  at the  $k^{\text{th}}$  time interval is given by

$$V^{\text{T}^i}(\mathcal{E}_k^{\text{T}^i}) = R_s(1 - p_e^{\text{T}^i}(\mathcal{E}_k^{\text{T}^i}))^L \cdot \alpha_k \quad (8)$$

where  $R_s$  is the symbol rate. For the whole system, the sum packet throughput can be defined as:

$$V_k = \sum_{i=1}^N (V^{\text{T}^i}(\mathcal{E}_k^{\text{T}^i})). \quad (9)$$

Energy cooperation is performed between two adjacent tags  $\text{T}^i$  and  $\text{T}^j$ . Thus without loss of generality, we can take the paired tags and the reader as a simple network for analysis purpose to simplify computation complexity. The joint long-term average throughput of  $\text{T}^i$  and  $\text{T}^j$  over all time-intervals is given as:

$$V(\pi) = \lim_{N \rightarrow \infty} \frac{1}{N} \sum_{k=1}^N (V^{\text{T}^i}(\mathcal{E}_k^{\text{T}^i}) + V^{\text{T}^j}(\mathcal{E}_k^{\text{T}^j})). \quad (10)$$

Therefore, the objective to determine a transmission policy that maximizes the joint average system throughput and the optimization problem can be written as:

$$\begin{aligned} \mathcal{V}: \quad & \text{Maximize} \quad V(\pi) \\ & \pi \in \Pi \\ & \text{subject to} \quad \text{battery states (7)} \end{aligned} \quad (11)$$

An MDP provides a framework for modelling sequential decision-making problems. An MDP model can be defined as a quadruplet  $(\mathcal{S}, \mathcal{A}, p_{a_i}(s_i, s_j), R_{a_i}(s_i, s_j))$ , where  $\mathcal{S}$  is the set of states,  $\mathcal{A}$  is the action space,  $p_{a_i}(s_i, s_j)$  is the transition probability from state  $s_i$  to state  $s_j$  when an action  $a_i \in \mathcal{A}$  is taken, and  $R_{a_i}(s_i, s_j)$  denotes the reward due to transitions from state  $s_i$  to state  $s_j$  when an action  $a_i$  is taken. The goal of an MDP is to choose a policy  $\pi$  that assigns actions to each state and maximizes the average reward. At any time interval  $k$ ,  $\text{T}^i$  and  $\text{T}^j$  spend the joint energy  $a_k$  per symbol to send their information to the reader. Choosing  $a_k$  leads to a state change from  $S_k$  to  $S_{k+1}$ , providing the immediate reward of  $R_{a_k}(S_k, S_{k+1})$ , which in turn is chosen to equal the throughput with  $R_s$  is normalized to one. We define  $\mathcal{U}^n$  to be the normalized throughput corresponding to tag  $n$  and is given as:

$$\mathcal{U}^n(\mathcal{E}_k^n) = (1 - p_e^n(\mathcal{E}_k^n))^L \cdot \alpha_k \quad (12)$$

and the immediate joint reward is given as:

$$R_{a_k}(S_k, S_{k+1}) = \mathcal{U}^{\text{T}^i}(\mathcal{E}_k^{\text{T}^i}) + \mathcal{U}^{\text{T}^j}(\mathcal{E}_k^{\text{T}^j}). \quad (13)$$

Therefore, the infinite horizon joint average reward is described as:

$$R_{ih}(\pi) = \lim_{N \rightarrow \infty} \frac{1}{N} \sum_{k=1}^N R_{a_k}(S_k, S_{k+1}), \quad (14)$$

where  $a_k = \pi(S_k)$ .

The two equations, (10) and (14) are identical, except for a scaling factor  $R_s$ . Since  $R_s$  does not change the behaviour of the proposed performance metric, the optimal energy cooperative transmission policy,  $\pi$ , can be solved using the MDP problem:

$$\begin{aligned} \hat{\mathcal{V}}: \quad & \text{Maximize} \quad R_{ih}(\pi) \\ & \pi \in \Pi \\ & \text{subject to} \quad \text{battery states (7)}. \end{aligned} \quad (15)$$

Therefore, the optimization problem in (11) can be solved by using the MDP problem in (15).

#### IV. OPTIMAL TRANSMISSION POLICY

The value iteration MDP algorithm is used to solve problem (15). Since all components of  $S_k$  are discrete, a finite number of states exists. When the action  $a_k$  is taken, the state  $S_k$  transitions to the next state  $S_{k+1}$ . The state transition probability  $p_{a_k}(S_k, S_{k+1})$  is the probability that the system will go to state  $S_{k+1}$  when action  $a_k$  is taken at state  $S_k$  during the  $k^{th}$  time interval.  $p_{a_k}(S_k, S_{k+1})$  depends on the state and system parameters  $r$ ,  $q^{T^i}$  and  $q^{T^j}$  and can be defined as:

$$p_{a_k}(S_k, S_{k+1}) = q_{h_k^{T^i}, h_{k+1}^{T^i}}^{T^i} q_{h_k^{T^j}, h_{k+1}^{T^j}}^{T^j} p(\alpha_{k+1}). \quad (16)$$

A deterministic, stationary policy exists for such unichain MDP model that exhibit average reward criteria, providing steady-state transition probability distribution. Thus, the optimal policy  $\pi^* : \mathcal{S} \rightarrow \mathcal{A}$  can be obtained by solving the optimality equation for an average expected reward criteria and is given as, [13], [14]:

$$\begin{aligned} & \lambda^* + v^*(S_k) \\ &= \max_{a \in \mathcal{A}} \sum_{S_{k+1}=f}^F p_a(S_k, S_{k+1}) (R_a(S_k, S_{k+1}) + v^*(S_{k+1})), \end{aligned} \quad (17)$$

where  $\lambda^*$  is the optimal average reward and  $v^*(f)$  are the optimal rewards beginning at  $f = (B_{k+1}^{T^i}, B_{k+1}^{T^j}, H_1, H_1, 0), \dots, (B_{k+1}^{T^i}, B_{k+1}^{T^j}, H_3, H_3, 1) = F$ . Due to computational complexity issues, we used a three state ( $D = 3$ ) Markov energy arrival process and the relative value iteration (RVI) algorithm to solve (17). The solution  $(\lambda^*, v^*)$  of the optimality equation provides an optimal policy, which is expressed as:

$$\begin{aligned} \pi^*(S_k) = \arg \max_{a \in \mathcal{A}} \sum_{S_{k+1}=f}^F p_a(S_k, S_{k+1}) (R_a(S_k, S_{k+1}) \\ + v^*(S_{k+1})). \end{aligned} \quad (18)$$

RVI is a value iteration algorithm iterates the policy search process until the iteration variable converges. This algorithm is known for its low computational complexity due to constant number of states and actions involved.

#### V. SIMULATION AND ANALYSIS

In this section, we provide the simulation results to testify the performance of our system by investigating the long-term average throughput of the energy cooperative transmission strategy under taking different energy harvesting conditions. Here, we adopted similar parameter values for  $K, \mathcal{E}_k^{T^i}, T_s, T_p$  and  $M/N$  from the communication model used in [5], [8]. The system parameters we used in this simulation are summarized in Table I.

TABLE I  
SYSTEM PARAMETERS

Symbol	Description	Value
$L$	Number of PPM symbols	4
$K$	Modulation order	32
$T_s$	Duration of symbols	$6.4 \mu s$
$T_p$	Duration of pulses	$5 \eta s$
$M/N$	compression ratio	0.1
$B_{max}^{T^i} = B_{max}^{T^j}$	Maximum battery capacity	$24J$
$\mathcal{H}$	Energy harvesting parameters of $h^{T^i}$ and $h^{T^j}$	$\{0, 4, 8\}$
$d_{T^iR} = d_{T^jR}$	distance between tags and a reader	$1m$
$d_{T^iT^j}$	distance between tags	$1/2m$
$c_k^T$	energy transfer unit	$10J$
$\beta$	weighting factor	0.5
$\eta$	path loss exponent	2
$\rho$	energy transfer efficiency	0.8
$N$	simulated time slots	$10^6$
$\epsilon$	RVI convergence threshold	$10^{-4}$

Assume that a symbol can have 1, 2 or 4 non-zero pulses. The probability of mis-detection for these symbol energies is calculated using (4) and is given in Table II.

TABLE II  
THE PROBABILITY OF MIS-DETECTION.

$\mathcal{E}^{T^i}$	0	1	2	4
$p_{md}^{T^i}(\mathcal{E}^{T^i})$	1.0000	0.6874	0.1625	0.0054

Assume that the transmission of a symbol of unit energy provides an SNR of  $\frac{\rho^2 T_{iR}}{N_0} = 6$  dB at the reader. For performance comparison purpose, we compare our policy with the direct, greedy and conservative transmission policies proposed by [5]. In the direct transmission policy, there is no energy cooperation between tags. The greedy policy chooses as much energy as possible to transmit information; by contrast, the conservative policy saves as much energy as possible and transmits using less energy.

Fig. 2 (a) provides comparisons of the average throughput performance of the bi-directional energy cooperation policy, the uni-directional energy cooperation policy and the no energy cooperation policy when both tags are under energy deficient scenario, i.e., when

$$q^n = \begin{bmatrix} 0.6 & 0.3 & 0.1 \\ 0.4 & 0.4 & 0.2 \\ 0.3 & 0.5 & 0.2 \end{bmatrix}.$$

The corresponding steady-state probabilities of  $H_1, H_2$  and  $H_3$  are 0.48, 0.37 and 0.15, respectively. Fig. 2 (b) shows the average throughput comparisons of the proposed cooperative policy, the greedy policy and conservative policy.

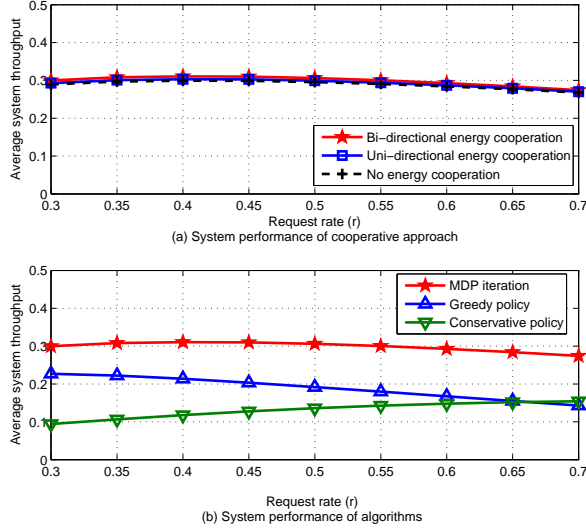


Fig. 2. Performance comparisons under energy deficient scenario of both tags.

Fig. 2 clearly shows that the average throughput of the proposed optimal cooperative transmission policy is better than other policies. In this case, the proposed scheme does not show significant performance difference as the tags cannot transfer their energy to each other in most of the slots due to limited amounts of energy harvested from the environment. The conservative policy achieves the worst performance compared to other policies.

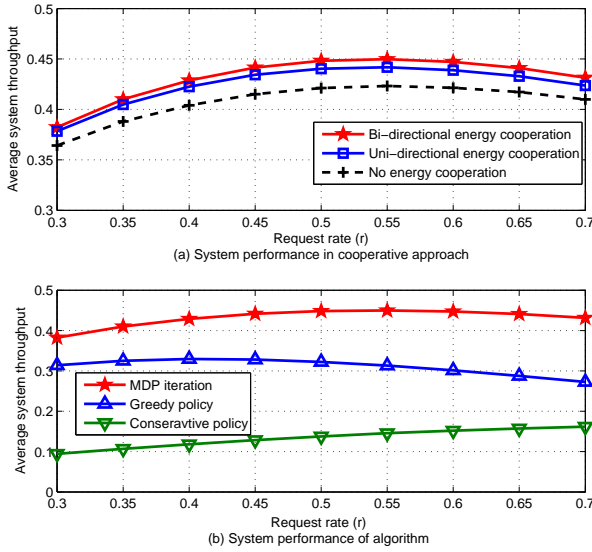


Fig. 3. Performance comparisons when  $T^i$  and  $T^j$  are under energy-surplus and energy-deficient conditions respectively.

Fig. 3 shows a condition in which  $T^i$  is in energy-surplus and  $T^j$  is in energy-deficient scenarios, i.e., when

$$q^{T_1} = \begin{bmatrix} 0.2 & 0.4 & 0.4 \\ 0.1 & 0.4 & 0.5 \\ 0.1 & 0.3 & 0.6 \end{bmatrix}, \text{ and } q^{T_2} = \begin{bmatrix} 0.6 & 0.3 & 0.1 \\ 0.4 & 0.4 & 0.2 \\ 0.3 & 0.5 & 0.2 \end{bmatrix}.$$

And the corresponding steady-state probabilities of  $H_1, H_2$  and  $H_3$  are 0.11, 0.35 and 0.54 for  $T^i$  and 0.48, 0.37 and 0.15 for  $T^j$ , respectively. In this scenario,  $T^i$  harvests surplus energy compared to  $T^j$ , and there is frequent energy transfer from  $T^i$  to  $T^j$ . The proposed optimal energy cooperative transmission policy shows superior performance compared with the other policies. Again, the conservative policy demonstrates the worst level of performance. Fig. 4 shows an energy-surplus scenario in which both tags have

$$q^n = \begin{bmatrix} 0.2 & 0.4 & 0.4 \\ 0.1 & 0.4 & 0.5 \\ 0.1 & 0.3 & 0.6 \end{bmatrix}.$$

The steady-state probabilities of  $H_1, H_2$  and  $H_3$  are 0.11, 0.35 and 0.54, respectively. Under this condition, the tag batteries strengthen, yielding the largest average throughput of all policies compared to those performances given in Fig. 2 and Fig. 3. The average throughput of the proposed policy nearly fits with the non-cooperative policy because of favourable energy-harvesting conditions. The average throughput difference between the bi-directional and uni-directional energy cooperation policies is similar to that given in Fig. 2 due to the less cooperation between tags in both scenarios. The greedy and conservative policies again yield inferior performance compared with the optimal energy cooperative and non-cooperative transmission policies.

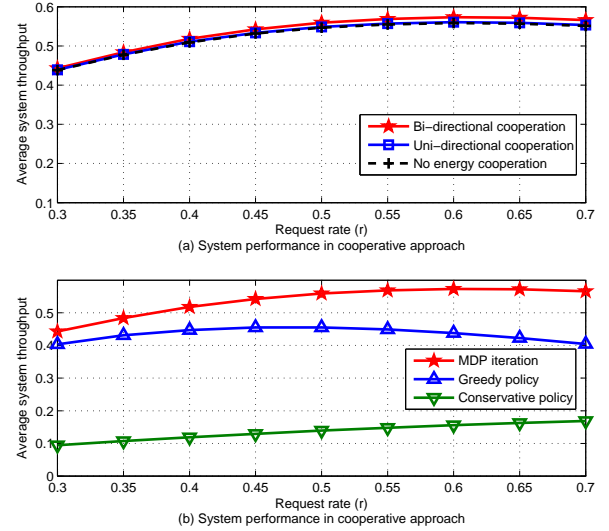


Fig. 4. Performance comparisons under energy surplus scenario of both tags. A. Optimality of transferred energy units (c)

The optimality of proposed energy transfer unit (c) is demonstrated by comparing the throughput performances for different  $c$  values. Figures 5 explains how variation of  $c$  affects the performance of the energy cooperative policy when  $T^i$  and  $T^j$  are under energy-surplus and energy-deficient conditions respectively. Therefore  $c = 10$  used in the simulation is the optimum energy transfer value that exhibits improved performance.

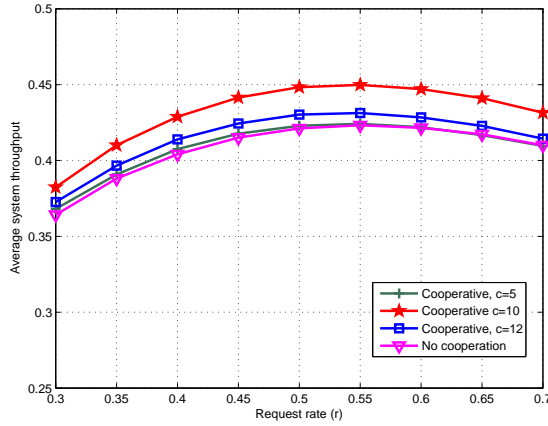


Fig. 5. Optimality of  $c$ .

## VI. CONCLUSION

In this paper, we have studied an energy cooperative communication strategy for a multiple access network in which the tags harvest energy from the surrounding energy harvesting and identification request. The long-term joint average throughput of energy cooperating tags have been optimized by managing energy resources. The numerical results show that the proposed energy cooperative policy realized by MDP algorithm achieves better average throughput under different energy harvesting scenarios.

## REFERENCES

- [1] S. Schmickl, T. Faseth, and H. Pretl, "An rf-energy harvester and ir-uw transmitter for ultra-low-power battery-less biosensors," *IEEE Transactions on Circuits and Systems I: Regular Papers*, vol. 67, no. 5, pp. 1459–1468, 2020.
- [2] T. Haapala, T. Rantataro, and K. A. I. Halonen, "A fully integrated programmable 6.0–8.5-ghz ir transmitter front-end for energy-harvesting devices," *IEEE Journal of Solid-State Circuits*, vol. 55, no. 7, pp. 1922–1934, 2020.
- [3] M. Gorlatova, P. Kinget, I. Kymissis, D. Rubenstein, X. Wang, and G. Zussman, "Energy harvesting active networked tags (enhants) for ubiquitous object networking," *IEEE Trans. Wireless Commun.*, vol. 17, no. 6, pp. 18–25, Dec. 2010.
- [4] B. Gurakan, O. Ozel, J. Yang, and S. Ulukus, "Energy cooperation in energy harvesting communications," *IEEE Transactions on Communications*, vol. 61, no. 12, pp. 4884–4898, 2013.
- [5] M. A. Mulatu, "Energy cooperation in communication of energy harvesting tags," *AEU-International Journal of Electronics and Communications*, vol. 71, pp. 145–151, 2017.
- [6] H. Liu, X. Zhao, H. Liang, and Z. Li, "Pomdp-based energy cooperative transmission policy for multiple access model powered by energy harvesting," *IEEE Transactions on Vehicular Technology*, vol. 68, no. 6, pp. 5747–5757, 2019.
- [7] C. Jeong and H. Son, "Cooperative transmission of energy-constrained iot devices in wireless-powered communication networks," *IEEE Internet of Things Journal*, vol. 8, no. 5, pp. 3972–3982, 2021.
- [8] Z. Wang, A. Tajer, and X. Wang, "Communication of energy harvesting tags," *IEEE Trans. Commun.*, vol. 60, no. 4, pp. 1159–1166, Apr. 2012.
- [9] H. Li, N. Jaggi, and B. Sikdar, "Relay scheduling for cooperative communications in sensor networks with energy harvesting," *IEEE Trans. Wireless Commun.*, vol. 10, no. 9, pp. 2918–2928, Sep. 2011.
- [10] M. A. Mulatu, L.-C. Chang, Y. S. Han, F. G. Mengistu, and D.-F. Tseng, "Threshold-based cooperative communication of energy harvesting active networked tags," *International Journal of Ad Hoc and Ubiquitous Computing*, vol. 24, no. 4, pp. 225–236, 2017.
- [11] G. Naddafzadeh Shirazi, P.-Y. Kong, and T. C. Khong, "Optimal cooperative relaying schemes in ir-uw networks," *IEEE Trans. Mobile Computing*, vol. 9, no. 7, pp. 969–981, May 2010.
- [12] M. A. Davenport, P. T. Boufounos, M. B. Wakin, and R. G. Baraniuk, "Signal processing with compressive measurements," *IEEE Journal of Selected Topics in Signal Processing*, vol. 4, no. 2, pp. 445–460, Mar. 2010.
- [13] M. Puterman, *Markov Decision Processes: Discrete stochastic Dynamic Programming*. John Wiley and Sons, 2005.
- [14] O. Sigaud and O. Buffet, *Markov Decision Processes in Artificial Intelligence*. John Wiley and Sons, 2010.