

Communication-Efficient Triangle Counting under Local Differential Privacy

Jacob Imola*
UC San Diego

Takao Murakami*
AIST

Kamalika Chaudhuri
UC San Diego

Abstract

Triangle counting in networks under LDP (Local Differential Privacy) is a fundamental task for analyzing connection patterns or calculating a clustering coefficient while strongly protecting sensitive friendships from a central server. In particular, a recent study proposes an algorithm for this task that uses two rounds of interaction between users and the server to significantly reduce estimation error. However, this algorithm suffers from a prohibitively large communication cost due to a large noisy graph each user needs to download.

In this work, we propose triangle counting algorithms under LDP with a small estimation error and communication cost. We first propose two-round algorithms consisting of edge sampling and carefully selecting edges each user downloads so that the estimation error is small. Then we propose a double clipping technique, which clips the number of edges and then the number of noisy triangles, to significantly reduce the sensitivity of each user’s query. Through comprehensive evaluation, we show that our algorithms dramatically reduce the communication cost of the existing algorithm, e.g., from 6 hours to 8 seconds or less at 20 Mbps download rate, while keeping a small estimation error.

1 Introduction

Counting subgraphs (e.g., triangles, stars, cycles) is one of the most basic tasks for analyzing connection patterns in various graph data; e.g., social, communication, and collaboration networks. For example, a triangle is given by a set of three nodes with three edges, whereas a k -star is given by a central node connected to k other nodes. These subgraphs play a crucial role in calculating a *clustering coefficient* ($= \frac{3 \times \# \text{triangles}}{\# 2\text{-stars}}$), which measures the average probability that two friends of a user will also be a friend in a social graph [41] (see Figure 1). Triangles and k -stars can also be used for constructing graph models [31, 49]. However, graph data often involve

sensitive data such as sensitive edges (friendships), which can be leaked from exact values of triangle and k -star counts [30].

To analyze subgraphs while protecting user privacy, DP (Differential Privacy) [25] has been widely adopted as a privacy metric [24, 30, 34, 53, 64, 65, 67]. DP protects user privacy against adversaries with arbitrary background knowledge, and is known as a gold standard for data privacy. According to the underlying model, DP can be categorized into *central (or global) DP* and *LDP (Local DP)*. Central DP assumes a scenario where a central server has personal data of all users. Although accurate analysis of subgraphs is possible under this model [24, 34, 67], there is a risk that the entire graph is leaked from the server by illegal access or internal fraud [17, 39]. In addition, central DP cannot be applied to *decentralized social networks* [4–6, 44] where the entire graph is distributed across many servers, nor *fully decentralized applications* where a server does not have any original edge between users; e.g., mobile app that sends a noisy degree (noisy number of friends) to the server, which then estimates a degree distribution.

In contrast, LDP assumes a scenario where each user obfuscates her personal data (friends list in the case of graph data) by herself and sends the obfuscated data to a (possibly malicious) server; i.e., it does not assume trusted servers. Thus, it does not suffer from the data breach, and can also be applied to the decentralized applications explained above. LDP has been widely studied in tabular data where each row corresponds to a user’s personal data (e.g., age, browser setting, location) [8, 12, 27, 33, 40, 45, 57, 58], and also in graph data [30, 46, 64, 65]. For example, k -star counts can be very accurately estimated under LDP because each user can count k -stars of which she is a center and sends a noisy version of her k -star count to the server [30].

However, more complex subgraphs such as triangles are much harder to count under LDP because each user cannot see edges between other users. For example, in Figure 1, user v_1 cannot see edges between v_2 , v_3 , and v_6 , hence cannot count triangles involving v_1 . Thus, existing algorithms [30, 64, 65] obfuscate each user’s edges (rather than her triangle count) by RR (Randomized Response) [61], and send noisy edges to

*The first and second authors made equal contribution.

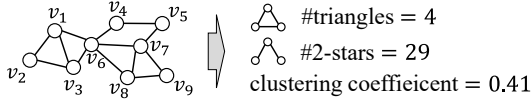


Figure 1: Triangles, 2-stars, and clustering coefficient.

a server. Consequently, the server suffers from a prohibitively large estimation error as shown in [30] (and Appendix D in our paper; e.g., relative error $> 10^2$ in large graphs) because all three edges are noisy in any noisy triangle the server sees.

A recent study [30] shows that the estimation error in locally private triangle counting is significantly reduced by introducing an additional round of interaction between users and the server. Specifically, if the server publishes the noisy graph (all noisy edges) sent by users at the first round, then each user can count her noisy triangles such that *only one edge* is noisy (as she knows two edges connected to her). Thus, the algorithm in [30] sends each user’s noisy triangle count (with additional noise) to the server at the second round. Then the server can accurately estimate the triangle count.

Unfortunately, this algorithm is still impractical for a large-scale graph. Specifically, the noisy graph sent by users is dense, hence extremely large for a large-scale graph (e.g., 500 Gbits for a graph of a million users). The problem is that *every user* needs to download such huge data; e.g., when the download speed is 20 Mbps (which is a recommended speed in YouTube [7]), *every user* needs about 7 hours to download the noisy graph. Since the communication ability might be limited for some users, the algorithm in [30] cannot be used for applications with large and diverse users.

In summary, existing triangle algorithms under LDP suffer from either a prohibitively large estimation error or a prohibitively large communication cost. They also suffer from the same issues when calculating the clustering coefficient.

Our Contributions. In this work, we propose locally private triangle counting algorithms with a small estimation error and small communication cost. Specifically, our contributions are:

- We propose two-rounds triangle algorithms consisting of *edge sampling* after RR and *selecting edges each user downloads*. In particular, we show that a simple extension of [30] with edge sampling suffers from a large estimation error for a large or dense graph where the number of 4-cycles (such as $v_1-v_2-v_3-v_6-v_1$ in Figure 1) is large. To address this issue, we propose some strategies for selecting edges to download to reduce the error caused by the 4-cycles, which we call the *4-cycle trick*.
- We show that the algorithms with the 4-cycle trick still suffer from a large estimation error due to large Laplacian noise for each user. To address this, we propose a *double clipping* technique, which clips the number of edges with LDP and then clips the number of noisy triangles, to significantly reduce the Laplacian noise.

- We evaluate our algorithms using two real datasets. We show that our entire algorithms with the 4-cycle trick and double clipping dramatically reduce the communication cost of [30]. For example, for a graph with about 900000 users, we reduce the download cost from 400 Gbits (6 hours when 20 Mbps) to 160 Mbits (8 seconds) or less while keeping the relative error much smaller than 1.

Thus, locally private triangle counting is now much more practical. In Appendix E, we also show that we can estimate the clustering coefficient with a small estimation error and download cost. Our source code is available at [1].

2 Related Work

Triangle Counting. Triangle counting has been extensively studied in a “non-private” setting [9, 13, 14, 21, 26, 36, 51, 54–56, 62] (it is almost a sub-field in itself) because it requires high time complexity for large graphs.

Edge sampling [13, 26, 56, 62] is one of the most basic techniques to improve the scalability. Although edge sampling is simple, it is quite effective – it is reported in [62] that edge sampling outperforms other sampling techniques such as node sampling and triangle sampling. Based on this, we adopt edge sampling after RR¹ with new techniques such as the 4-cycle trick and double clipping. Our entire algorithms significantly improve the communication cost, as well as the space and time complexity, under LDP (see Sections 5.3 and 6).

DP on Graphs. For “private” graph analysis, DP has been widely adopted as a privacy metric. Most of them adopt central (or global) DP [19, 23, 24, 29, 35, 47, 52, 59, 60, 67], which suffers from the data breach issue.

LDP on graphs has recently studied in some studies – synthetic data generation [46] and subgraph counting [30, 53, 64, 65]. A study in [53] proposes subgraph counting algorithms in a setting where each user allows her friends to see all her connections. However, this setting is unsuitable for many applications; e.g., in Facebook, a user can easily change her setting so that her friends cannot see her connections.

Thus, we consider a model where each user can see only her friends. In this model, some one-round algorithms [64, 65] and two-rounds algorithms [30] have been proposed. However, they suffer from a prohibitively large estimation error or communication cost, as explained in Section 1.

Recently proposed network LDP protocols [22] consider, instead of a central server, collecting private data with user-to-user communication protocols along a graph. Their results

¹We also note that a study in [42] proposes a graph publishing algorithm in the central model that independently changes 1-cells (edges) to 0-cells (no edges) with some probability and then changes a fixed number of 0-cells to 1-cells *without replacement*. However, each 0-cell is *not* independently sampled in this case, and consequently their proof that relies on the independence of the noise to each 0-cell is incorrect. In contrast, our algorithms provide DP because we apply sampling after RR (i.e., post-processing).

apply to sums, histograms, and SGD. In our setting, we instead compute graph statistics with a central server. Thus, their use of graphs is orthogonal to ours. The same applies to another work [50] that improves the utility of an averaging query by correlating the noise of users according to a graph.

LDP. RR [33, 61] and RAPPOR [27, 57] have been widely used for tabular data in LDP. Our work uses RR in part of our algorithm, but builds off of it significantly. One noteworthy result in this area is HR (Hadamard Response) [8], which is state-of-the-art for tabular data and requires low communication. However, this result is not applied to graph data and does not address the communication issues considered in this paper. Specifically, applying HR to each bit in a neighbor list will result in $O(n^2)$ (n : #users) download cost in the same way as the previous work [30] that uses RR. Applying HR to an entire neighbor list (which has 2^n possible values) will similarly result in $O(n \log 2^n) = O(n^2)$ download cost.

Previous work on distribution estimation [33, 40, 58] or heavy hitters [12, 45] addresses a different problem than ours, as they assume that every user has i.i.d. samples. In our setting, a user's neighbor list is non-i.i.d. (as one edge is shared by two users), which does not fit into their statistical framework.

3 Preliminaries

3.1 Notations

We begin with basic notations. Let \mathbb{N} , \mathbb{R} , $\mathbb{Z}_{\geq 0}$, and $\mathbb{R}_{\geq 0}$ be the sets of natural numbers, real numbers, non-negative integers, and non-negative real numbers, respectively. For $z \in \mathbb{N}$, let $[z]$ a set of natural numbers from 1 to z ; i.e., $[z] = \{1, 2, \dots, z\}$.

Let $G = (V, E)$ be an undirected graph, where V is a set of nodes and $E \subseteq V \times V$ is a set of edges. Let $n \in \mathbb{N}$ be the number of nodes in V . Let $v_i \in V$ be the i -th node, i.e., $V = \{v_1, \dots, v_n\}$. We consider a social graph where each node in V represents a user and an edge $(v_i, v_j) \in E$ represents that v_i is a friend with v_j . Let $d_{\max} \in \mathbb{N}$ be the maximum degree of G . Let \mathcal{G} be a set of graphs with n nodes. Let $f_{\Delta} : \mathcal{G} \rightarrow \mathbb{Z}_{\geq 0}$ be a triangle count query that takes $G \in \mathcal{G}$ as input and outputs a triangle count $f_{\Delta}(G)$ (i.e., number of triangles) in G .

Let $\mathbf{A} = (a_{i,j}) \in \{0, 1\}^{n \times n}$ be a symmetric adjacency matrix corresponding to G ; i.e., $a_{i,j} = 1$ if and only if $(v_i, v_j) \in E$. We consider a local privacy model [30, 46], where each user obfuscates her neighbor list $\mathbf{a}_i = (a_{i,1}, \dots, a_{i,n}) \in \{0, 1\}^n$ (i.e., the i -th row of \mathbf{A}) using a local randomizer \mathcal{R}_i with domain $\{0, 1\}^n$ and sends obfuscated data $\mathcal{R}_i(\mathbf{a}_i)$ to a server. We also assume a two-rounds algorithm in which user v_i downloads a message M_i from the server at the second round.

We also show the basic notations in Table 2 of Appendix A.

3.2 Local Differential Privacy on Graphs

LDP on Graphs. LDP (Local DP) protects the data of individual users when their data are sent to a central server. It

guarantees privacy even when the central server acts maliciously, and thus users do not need to trust the central server.

When we apply LDP to graphs, we follow the direction of *edge DP* [43, 48] that has been developed for the central DP model. In edge DP, the existence of an edge between any two users is protected; i.e., two computations, one using a graph with the edge and one using the graph without the edge, are indistinguishable. There is also another privacy notion called *node DP* [29, 66], which hides the existence of one user along with her all edges. However, in the local model, many applications send a user ID to a server; e.g., each user sends the number of her friends along with her user ID. For such applications, we cannot use node DP, but can use edge DP to hide her edges (i.e., friends). Thus, we focus on edge DP in the local model in the same way as [30, 46, 53, 64, 65].

Specifically, we use the following definition:

Definition 1 (ϵ -edge LDP [46]). *Let $\epsilon \in \mathbb{R}_{\geq 0}$. For $i \in [n]$, let \mathcal{R}_i be a local randomizer of user v_i that takes \mathbf{a}_i as input. We say \mathcal{R}_i provides ϵ -edge LDP if for any two neighbor lists $\mathbf{a}_i, \mathbf{a}'_i \in \{0, 1\}^n$ that differ in one bit and any $s \in \text{Range}(\mathcal{R}_i)$,*

$$\Pr[\mathcal{R}_i(\mathbf{a}_i) = s] \leq e^\epsilon \Pr[\mathcal{R}_i(\mathbf{a}'_i) = s]. \quad (1)$$

For example, a local randomizer \mathcal{R}_i that applies Warner's RR (Randomized Response) [61], which flips 0/1 with probability $\frac{1}{e^\epsilon + 1}$, to each bit of \mathbf{a}_i provides ϵ -edge LDP.

When the parameter (a.k.a. privacy budget) ϵ is small (e.g., $\epsilon \leq 1$ [37]), each bit is strongly protected by edge LDP. Edge LDP can also be used to hide *multiple bits* – by group privacy [25], two neighbor lists $\mathbf{a}_i, \mathbf{a}'_i \in \{0, 1\}^n$ that differ in $k \in \mathbb{N}$ bits are indistinguishable up to the factor $k\epsilon$.

Edge LDP is useful for protecting a neighbor list \mathbf{a}_i of each user v_i . For example, a user in Facebook can change her setting so that anyone (except for the central server) cannot see her friend list \mathbf{a}_i . Edge LDP hides \mathbf{a}_i even from the server.

As with regular LDP, the guarantee of edge LDP does not break when the server or other users act maliciously. However, adding or removing an edge affects the neighbor list of two users. This means that each user needs to trust her friend to not reveal an edge between them (this also applies to Facebook – even if v_i keeps \mathbf{a}_i secret, her edge with v_j can be disclosed if v_j reveals \mathbf{a}_j). To protect each edge during the whole process, we use another privacy notion called relationship DP [30]:

Definition 2 (ϵ -relationship DP [30]). *Let $\epsilon \in \mathbb{R}_{\geq 0}$. For $i \in [n]$, let \mathcal{R}_i be a local randomizer of user v_i that takes \mathbf{a}_i as input. We say $(\mathcal{R}_1, \dots, \mathcal{R}_n)$ provides ϵ -relationship DP if for any two neighboring graphs $G, G' \in \mathcal{G}$ that differ in one edge and any $(s_1, \dots, s_n) \in \text{Range}(\mathcal{R}_1) \times \dots \times \text{Range}(\mathcal{R}_n)$,*

$$\begin{aligned} \Pr[(\mathcal{R}_1(\mathbf{a}_1), \dots, \mathcal{R}_n(\mathbf{a}_n)) = (s_1, \dots, s_n)] \\ \leq e^\epsilon \Pr[(\mathcal{R}_1(\mathbf{a}'_1), \dots, \mathcal{R}_n(\mathbf{a}'_n)) = (s_1, \dots, s_n)], \end{aligned} \quad (2)$$

where \mathbf{a}_i (resp. \mathbf{a}'_i) $\in \{0, 1\}^n$ is the i -th row of the adjacency matrix of graph G (resp. G').

For an edge (v_i, v_j) where both users v_i and v_j follow the protocol (i.e., output $R_i(\mathbf{a}_i)$ and $R_j(\mathbf{a}_j)$), (2) holds for graphs G, G' that differ in (v_i, v_j) . Thus, relationship DP applies to all edges of a user whose her neighbors are trustworthy.

While users need to trust other friends to maintain a relationship DP guarantee, only one edge per user is at risk for each malicious friend that does not follow the protocol. This is because only one edge can exist between two users. Thus, although the trust assumption in relationship DP is stronger than that of LDP, it is much weaker than that of central DP in which all edges can be revealed by the server.

It is possible to use a tuple of local randomizers with edge LDP to obtain a relationship DP guarantee:

Proposition 1 (Edge LDP and relationship DP [30]). *If each of local randomizers $\mathcal{R}_1, \dots, \mathcal{R}_n$ provides ϵ -edge LDP, then $(\mathcal{R}_1, \dots, \mathcal{R}_n)$ provides 2ϵ -relationship DP. Additionally, if each \mathcal{R}_i uses only bits $a_{i,1}, \dots, a_{i,i-1}$ for users with smaller IDs (i.e., only the lower triangular part of \mathbf{A}), then $(\mathcal{R}_1, \dots, \mathcal{R}_n)$ provides ϵ -relationship DP.*

The doubling factor in ϵ comes from the fact that (2) applies to an entire edge, whereas (1) applies to just one neighbor list, and adding an entire edge may cause changes to two neighbor lists. However, when each \mathcal{R}_i ignores bits $a_{i,i}, \dots, a_{i,n}$ for users with larger IDs, then this doubling factor can be avoided. Our algorithms also use only the lower triangular part of \mathbf{A} .

Interaction among Users and Multiple Rounds. While interaction in LDP has been studied before [32], neither of Definitions 1 and 2 allows the interaction among users in a one-round protocol where user v_i sends $\mathcal{R}_i(\mathbf{a}_i)$ to the server.

However, the interaction between users is possible in a multi-round protocol. Specifically, at the first round, each user v_i applies a randomizer \mathcal{R}_i^1 and sends $\mathcal{R}_i^1(\mathbf{a}_i)$ to the server. At the second round, the server calculates a message M_i for v_i by performing some post-processing on $\mathcal{R}_i^1(\mathbf{a}_i)$ (possibly with the private outputs by other users). Let λ_i be the post-processing algorithm on $\mathcal{R}_i^1(\mathbf{a}_i)$; i.e., $M_i = \lambda_i(\mathcal{R}_i^1(\mathbf{a}_i))$. The server sends M_i to v_i . Then v_i uses a randomizer $\mathcal{R}_i^2(M_i)$ that depends on M_i , and sends $\mathcal{R}_i^2(M_i)(\mathbf{a}_i)$ back to the server. This entire computation is protected by edge DP by a (general) sequential composition [37] (the proof appears in Appendix F):

Proposition 2 (Sequential composition of edge LDP). *For $i \in [n]$, let \mathcal{R}_i^1 be a local randomizer of user v_i that takes \mathbf{a}_i as input. Let λ_i be a post-processing algorithm on $\mathcal{R}_i^1(\mathbf{a}_i)$, and $M_i = \lambda_i(\mathcal{R}_i^1(\mathbf{a}_i))$ be its output. Let $\mathcal{R}_i^2(M_i)$ be a local randomizer of v_i that depends on M_i . If \mathcal{R}_i^1 provides ϵ_1 -edge LDP and for any $M_i \in \text{Range}(\lambda_i)$, $\mathcal{R}_i^2(M_i)$ provides ϵ_2 -edge LDP, then the sequential composition $(\mathcal{R}_i^1(\mathbf{a}_i), \mathcal{R}_i^2(M_i)(\mathbf{a}_i))$ provides $(\epsilon_1 + \epsilon_2)$ -edge LDP.*

Global Sensitivity. We use the notion of global sensitivity [25] to provide edge LDP:

Definition 3. *In edge LDP (Definition 1), the global sensitivity of a function $f : \{0, 1\}^n \rightarrow \mathbb{R}$ is given by:*

$$GS_f = \max_{\mathbf{a}_i, \mathbf{a}'_i \in \{0, 1\}^n, \mathbf{a}_i \sim \mathbf{a}'_i} |f(\mathbf{a}_i) - f(\mathbf{a}'_i)|,$$

where $\mathbf{a}_i \sim \mathbf{a}'_i$ represents that \mathbf{a}_i and \mathbf{a}'_i differ in one bit.

For example, adding the Laplacian noise with mean 0 scale $\frac{GS_f}{\epsilon}$ (denoted by $\text{Lap}(\frac{GS_f}{\epsilon})$) to $f(\mathbf{a}_i)$ provides ϵ -edge LDP.

3.3 Utility and Communication-Efficiency

Utility. We consider a private estimate of $f_\Delta(G)$. Our private estimator $\hat{f}_\Delta : G \rightarrow \mathbb{R}$ is a post-processing of local randomizers $(\mathcal{R}_1, \dots, \mathcal{R}_n)$ which satisfy ϵ -edge LDP. Following previous work, we use the l_2 loss (i.e., squared error) [33, 40, 58] and the relative error [15, 18, 63] as utility metrics.

Specifically, let l_2^2 be the expected l_2 loss function on a graph G , which maps the estimate $\hat{f}_\Delta(G)$ and the true value $f_\Delta(G)$ to the expected l_2 loss; i.e., $l_2^2(f_\Delta(G), \hat{f}_\Delta(G)) = \mathbb{E}[(\hat{f}_\Delta(G) - f_\Delta(G))^2]$. The expectation is taken over the randomness in the estimator \hat{f} , which is necessarily a randomized algorithm since it satisfies edge LDP. In our theoretical analysis, we analyze the expected l_2 loss, as with [33, 40, 58].

Note that the l_2 loss is large when $f_\Delta(G)$ is large. Therefore, in our experiments, we use the relative error given by $\frac{|\hat{f}_\Delta(G) - f_\Delta(G)|}{\max\{f_\Delta(G), \eta\}}$, where $\eta \in \mathbb{R}_{\geq 0}$ is a small value. Following convention [15, 18, 63], we set η to $0.001n$. The estimate is very accurate when the relative error is much smaller than 1.

Communication-Efficiency. A prominent concern when performing local computations is that the computing power of individual users is often limited. Of particular concern to our private estimators, and a bottleneck of previous work in locally private triangle counting [30], is the communication overhead between users and the server. This communication takes the form of users *downloading* any necessary data required to compute their local randomizers and *uploading* the output of their local randomizers. We distinguish the two quantities because often downloading is cheaper than uploading.

Consider a τ -round protocol, where $\tau \in \mathbb{N}$. At round $j \in [\tau]$, user v_i applies a local randomizer $\mathcal{R}_i^j(M_i^j)$ to her neighbor list \mathbf{a}_i , where M_i^j is a message sent from the server to user v_i during round j . We define the *download cost* to be the number of bits required to describe M_i^j , and the *upload cost* to be the number of bits required to describe $\mathcal{R}_i^j(M_i^j)(\mathbf{a}_i)$, which is what is released by user v_i during the round. Over all rounds and all users, we evaluate the *maximum per-user download/upload cost*, which is given by:

$$\text{Cost}_{DL} = \max_{i=1}^n \sum_{j=1}^{\tau} \mathbb{E}[|M_i^j|] \quad (\text{bits}) \quad (3)$$

$$\text{Cost}_{UL} = \max_{i=1}^n \sum_{j=1}^{\tau} \mathbb{E}[|\mathcal{R}_i^j(M_i^j)(\mathbf{a}_i)|] \quad (\text{bits}). \quad (4)$$

The above expectations go over the probability distributions of computing the local randomizers and any post-processing done by the server. We evaluate the maximum of the expected download/upload cost over users.

4 Communication-Efficient Triangle Counting Algorithms

The current state-of-the-art triangle counting algorithm [30] under edge LDP suffers from an extremely large per-user download cost, hence is impractical for a large graph; e.g., *every user* has to download a message of 400 Gbits or more when $n = 900000$. To address this issue, we propose three communication-efficient triangle algorithms under edge LDP.

We explain the overview and details of our proposed algorithms in Sections 4.1 and 4.2, respectively. Then we analyze theoretical properties of our algorithms in Section 4.3.

4.1 Overview

Motivation. The drawback of the triangle algorithm in [30] is a prohibitively large download cost at the second round. This comes from the fact that in their algorithm each user v_i applies Warner’s RR (Randomized Response) [61] to bits for smaller user IDs in her neighbor list \mathbf{a}_i (i.e., lower triangular part of \mathbf{A}) and then downloads the whole noisy graph. Since Warner’s RR outputs “1” (edge) with high probability (e.g., about 0.5 when ϵ is close to 0), the number of edges in the noisy graph is extremely large—about half of the $\binom{n}{2}$ possible edges will be edges (e.g., 400 Gbits or more in our experiments).

In this paper, we address this issue by introducing two strategies: *sampling edges* and *selecting edges each user downloads*. First, each user v_i samples each “1” (edge) after applying Warner’s RR. Edge sampling has been widely studied in a non-private triangle counting problem [13, 26, 56, 62]. In particular, Wu *et al.* [62] compare various non-private triangle algorithms (e.g., edge sampling, node sampling, triangle sampling) and show that edge sampling provides almost the lowest estimation error. They also formally prove that edge sampling outperforms node sampling. Thus, sampling edges after Warner’s RR is a natural choice for our private setting.

Second, we propose three strategies for selecting edges each user downloads. The first strategy is to simply select all noisy edges; i.e., each user downloads the whole noisy graph in the same way as [30]. The second and third strategies select some edges (rather than all edges) in a more clever manner so that the estimation error is significantly reduced. We provide a more detailed explanation in Section 4.2.

Algorithm Overview. Figure 2 shows the overview of our proposed algorithms.

At the first round, each user v_i obfuscates bits for smaller user IDs in her neighbor list \mathbf{a}_i by an LDP mechanism which we call the *ARR (Asymmetric Randomized Response)*, and

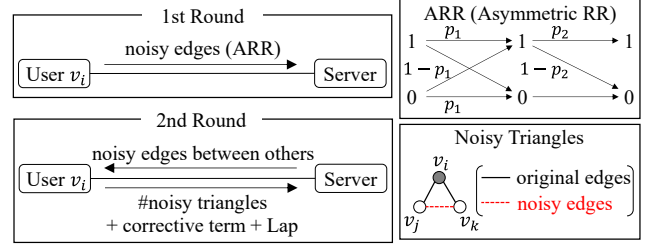


Figure 2: Overview of our communication-efficient triangle counting algorithms ($p_1 = \frac{e^\epsilon}{e^\epsilon + 1}$, $p_2 \in [0, 1]$).

sends the obfuscated bits to a server (note that we use only the lower triangular part of \mathbf{A} to avoid the doubling issue, as described in Section 3.2). The ARR is a combination of Warner’s RR and edge sampling; i.e., we apply Warner’s RR that outputs “1” or “0” as it is with probability $p_1 (= \frac{e^\epsilon}{e^\epsilon + 1})$ and then sample each “1” with probability $p_2 \in [0, 1]$. Unlike Warner’s RR, the ARR is asymmetric in that the flip probability in the whole process is different depending on the input value. As with Warner’s RR, the ARR provides edge LDP. We can also significantly reduce the number of “1”s (hence the communication cost) by setting p_2 small.

At the second round, the server calculates a message M_i for user v_i consisting of some or all noisy edges between others (we propose three strategies for calculating M_i) and v_i downloads M_i from the server. Then, since user v_i knows her edges, v_i can count *noisy triangles* (v_i, v_j, v_k) such that $j < k < i$ and only one edge (v_j, v_k) is noisy, as shown in Figure 2 (the condition $j < k < i$ is imposed to use only the lower triangular part of \mathbf{A}). User v_i adds a corrective term (to enable the server to obtain an unbiased estimate of $f_\Delta(G)$) and the Laplacian noise to the noisy triangle count, and sends it to a server. The Laplacian noise provides edge LDP. Finally, the server calculates an unbiased estimate of $f_\Delta(G)$ from the noisy data sent by users. By composition (Proposition 2), our algorithms provide edge LDP in total.

Remark. Note that it is also possible for the server to calculate an unbiased estimate of $f_\Delta(G)$ at the first round. However, this results in a prohibitively large estimation error because all edges sent by users are noisy (i.e., three edges are noisy in any triangle). In contrast, only one edge is noisy in each noisy triangle at the second round because each user v_i knows two original edges connected to v_i . Consequently, we can obtain an unbiased estimate with much smaller variance. See Appendix D for a detailed comparison.

4.2 Algorithms

ARR. First we formally define the ARR. The ARR has two parameters: $\epsilon \in \mathbb{R}_{\geq 0}$ and $\mu \in [0, \frac{e^\epsilon}{e^\epsilon + 1}]$. The parameter ϵ is the privacy budget, and μ controls the communication cost.

Let $ARR_{\epsilon, \mu}$ be the ARR with parameters ϵ and μ . It takes

0/1 as input and outputs 0/1 with the following probability:

$$\Pr[ARR_{\epsilon, \mu}(1) = b] = \begin{cases} \mu & (b = 1) \\ 1 - \mu & (b = 0) \end{cases} \quad (5)$$

$$\Pr[ARR_{\epsilon, \mu}(0) = b] = \begin{cases} \mu\rho & (b = 1) \\ 1 - \mu\rho & (b = 0), \end{cases} \quad (6)$$

where $\rho = e^{-\epsilon}$. By Figure 2, we can view this randomizer as a combination of Warner's RR [61] and edge sampling, where $\mu = p_1 p_2$. In fact, the ARR with $\mu = p_1 = \frac{e^\epsilon}{e^\epsilon + 1}$ (i.e., $p_2 = 1$) is equivalent to Warner's RR.

Each user v_i applies the ARR to bits for smaller user IDs in her neighbor list \mathbf{a}_i ; i.e., $\mathcal{R}_i(\mathbf{a}_i) = (ARR_{\epsilon, \mu}(a_{i,1}), \dots, ARR_{\epsilon, \mu}(a_{i,i-1}))$. Then v_i sends $\mathcal{R}_i(\mathbf{a}_i)$ to the server. Since applying Warner's RR to \mathbf{a}_i provides ϵ -edge LDP (as described in Section 3.2) and the sampling is a post-processing process, applying the ARR to \mathbf{a}_i also provides ϵ -edge LDP by the immunity to post-processing [25].

Let $E' \subseteq V \times V$ be a set of noisy edges sent by users.

Which Noisy Edges to Download? Now, the main question tackled in this paper is: *which noisy edges should each user v_i download at the second round?* Note that user v_i is not allowed to download only a set of noisy edges that form noisy triangles (i.e., $\{(v_j, v_k) \in E' | (v_i, v_j) \in E, (v_i, v_k) \in E\}$), because it tells the server who are friends with v_i . In other words, user v_i cannot leak her original edges to the server when she downloads noisy edges; the server must choose which part of E' to include in the message M_i it sends her.

Thus, a natural solution would be to download *all noisy edges between others* (with smaller user IDs); i.e., $M_i = \{(v_j, v_k) \in E' | j < k < i\}$. We denote our algorithm with this full download strategy by $ARRFull_\Delta$. The (inefficient) two-rounds algorithm in [30] is a special case of $ARRFull_\Delta$ without sampling ($\mu = p_1$). In other words, $ARRFull_\Delta$ is a generalization of the two-rounds algorithm in [30] using the ARR.

In this paper, we show that we can do much better than $ARRFull_\Delta$. Specifically, we prove in Section 4.3 that $ARRFull_\Delta$ results in a high estimation error when the number of 4-cycles (cycles of length 4) in G is large. Intuitively, this can be explained as follows. Suppose that $v_i, v_j, v_{j'}$, and v_k ($j < k < i, j < k < i'$) form a 4-cycle. There is no triangle in this graph. However, if there is a noisy edge between v_j and v_k , then two (incorrect) noisy triangles appear: (v_i, v_j, v_k) counted by v_i and $(v_{i'}, v_j, v_k)$ counted by $v_{i'}$. More generally, let E_{ijk} (resp. $E_{i'jk}$) $\in \{0, 1\}$ be a random variable that takes 1 if (v_i, v_j, v_k) (resp. $(v_{i'}, v_j, v_k)$) forms a noisy triangle and 0 otherwise. Then, the covariance $Cov(E_{ijk}, E_{i'jk})$ between E_{ijk} and $E_{i'jk}$ is large because the presence/absence of a single noisy edge (v_j, v_k) affects the two noisy triangles.

To address this issue, we introduce a "trick" that makes the two noisy triangles *less correlated with each other*. We call this the *4-cycle trick*. Specifically, we propose two algorithms in which the server uses noisy edges connected to v_i when

	$ARRFull_\Delta$	$ARROneNS_\Delta$	$ARRTwoNS_\Delta$
Noisy edges between others (v_j and v_k) to DL			
$Cost_{DL}$	$O(\mu n^2 \log n)$	$O(\mu^2 n^2 \log n)$	$O(\mu^3 n^2 \log n)$

Figure 3: Noisy edges to download in our three algorithms.

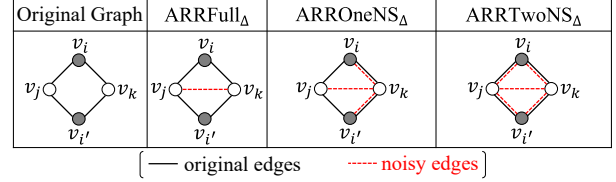


Figure 4: 4-cycle trick. $ARRFull_\Delta$ counts two (incorrect) noisy triangles when one noisy edge appears. $ARROneNS_\Delta$ and $ARRTwoNS_\Delta$ avoid this by increasing independent noise.

it calculates a message M_i for v_i . In the first algorithm, the server selects noisy edges (v_j, v_k) such that one noisy edge is connected from v_k to v_i ; i.e., $M_i = \{(v_j, v_k) \in E' | (v_i, v_k) \in E', j < k < i\}$. We call this algorithm $ARROneNS_\Delta$ (as one noisy edge is connected to v_i). In the second algorithm, the server selects noisy edges (v_j, v_k) such that two noisy edges are connected from these nodes to v_i ; i.e., $M_i = \{(v_j, v_k) \in E' | (v_i, v_j) \in E', (v_i, v_k) \in E', j < k < i\}$. We call this algorithm $ARRTwoNS_\Delta$ (as two noisy edges are connected to v_i). Note that user v_i does not leak her original edges to the server at the time of download in these algorithms, because the server uses only noisy edges E' sent by users to calculate M_i .

Figure 3 shows our three algorithms. The download cost $Cost_{DL}$ in (3) is $O(\mu n^2 \log n)$, $O(\mu^2 n^2 \log n)$, and $O(\mu^3 n^2 \log n)$, respectively, when we regard ϵ as a constant. In our experiments, we set the parameter μ in the ARR so that μ in $ARRFull_\Delta$ is equal to μ^2 in $ARROneNS_\Delta$ and also equal to μ^3 in $ARRTwoNS_\Delta$ (e.g., $\mu = 10^{-6}, 10^{-3}$, and 10^{-2} in $ARRFull_\Delta, ARROneNS_\Delta$, and $ARRTwoNS_\Delta$, respectively). Then the download cost is the same between the three algorithms.

Figure 4 shows our 4-cycle trick. $ARRFull_\Delta$ counts two (incorrect) noisy triangles when a noisy edge (v_j, v_k) appears. In contrast, $ARROneNS_\Delta$ (resp. $ARRTwoNS_\Delta$) counts both the two noisy triangles only when three (resp. five) independent noisy edges appear, as shown in Figure 4. Thus, this bad event happens with much smaller probability. For example, $ARRFull_\Delta$ ($\mu = 10^{-6}$), $ARROneNS_\Delta$ ($\mu = 10^{-3}$), and $ARRTwoNS_\Delta$ ($\mu = 10^{-2}$) count both the two noisy triangles with probability $10^{-6}, 10^{-9}$, and 10^{-10} , respectively. The covariance $Cov(E_{ijk}, E_{i'jk})$ of $ARROneNS_\Delta$ and $ARRTwoNS_\Delta$ is also much smaller than that of $ARRFull_\Delta$.

In our experiments, we show that $ARROneNS_\Delta$ and $ARRTwoNS_\Delta$ significantly outperforms $ARRFull_\Delta$ for a large-scale graph or dense graph, in both of which the number of 4-cycles in G can be very large.

$ARROneNS_\Delta$ vs. $ARRTwoNS_\Delta$. One might expect that AR-

RTwoNS $_{\Delta}$ outperforms ARROneNS $_{\Delta}$ because ARRTwoNS $_{\Delta}$ addresses the 4-cycle issue more aggressively; i.e., the number of independent noisy edges in a 4-cycle is larger in ARRTwoNS $_{\Delta}$, as shown in Figure 4. However, ARROneNS $_{\Delta}$ can reduce the global sensitivity of the Laplacian noise at the second round more effectively than ARRTwoNS $_{\Delta}$, as explained in Section 5. Consequently, ARROneNS $_{\Delta}$ achieves the smallest estimation error in our experiments. See Sections 5 and 6 for details of the global sensitivity and experiments, respectively.

Three Algorithms. Below we explain the details of our three algorithms. For ease of explanation, we assume that the maximum degree d_{\max} is public in Section 4.2². Note, however, that our double clipping (which is proposed to significantly reduce the global sensitivity) in Section 5 does *not* assume that d_{\max} is public. Consequently, our entire algorithms (i.e., ARRFull $_{\Delta}$, ARROneNS $_{\Delta}$, ARRTwoNS $_{\Delta}$ with double clipping) do *not* require the assumption that d_{\max} is public.

Recall that the server calculates a message M_i for v_i as:

$$M_i = \{(v_j, v_k) \in E' \mid j < k < i\} \quad (7)$$

$$M_i = \{(v_j, v_k) \in E' \mid (v_i, v_k) \in E', j < k < i\} \quad (8)$$

$$M_i = \{(v_j, v_k) \in E' \mid (v_i, v_j) \in E', (v_i, v_k) \in E', j < k < i\} \quad (9)$$

in ARRFull $_{\Delta}$, ARROneNS $_{\Delta}$, ARRTwoNS $_{\Delta}$, respectively. Algorithm 1 shows our three algorithms. These algorithms are processed differently in lines 2 and 9 (“F”, “O”, “T” are short-hands for ARRFull $_{\Delta}$, ARROneNS $_{\Delta}$, and ARRTwoNS $_{\Delta}$, respectively). The privacy budgets for the first and second rounds are $\epsilon_1, \epsilon_2 \in \mathbb{R}_{\geq 0}$, respectively.

The first round appears in lines 3-7 of Algorithm 1. In this round, each user applies $ARR_{\epsilon_1, \mu}$ defined by (5) and (6) to bits $a_{i,1}, \dots, a_{i,i-1}$ for smaller user IDs in her neighbor list \mathbf{a}_i (i.e., lower triangular part of \mathbf{A}). Let $\mathbf{r}_i = (r_{i,1}, \dots, r_{i,i-1}) \in \{0, 1\}^{i-1}$ be the obfuscated bits of v_i . User v_i uploads \mathbf{r}_i to the server. Then the server combines the noisy edges together, forming $E' = \{(v_j, v_k) : r_{k,j} = 1, j < k\}$.

The second round appears in lines 8-17 of Algorithm 1. In this round, the server computes a message M_i by (7), (8), or (9), and user v_i downloads it. Then user v_i calculates the number $t_i \in \mathbb{Z}_{\geq 0}$ of noisy triangles (v_i, v_j, v_k) such that only one edge (v_j, v_k) is noisy (as shown in Figure 2). User v_i also calculate a corrective term $s_i \in \mathbb{Z}_{\geq 0}$. The corrective term s_i is the number of possible triangles involving v_i , and is computed to obtain an unbiased estimate of $f_{\Delta}(G)$. User v_i calculates $w_i = t_i - \mu^* \rho s_i$, where $\rho = e^{-\epsilon_1}$ and $\mu^* = \mu, \mu^2$, and μ^3 in “F”, “O”, and “T”, respectively. Then v_i adds the Laplacian noise $\text{Lap}(\frac{d_{\max}}{\epsilon_2})$ to w_i to provide ϵ_2 -edge LDP, and sends the noisy value $\hat{w}_i (= w_i + \text{Lap}(\frac{d_{\max}}{\epsilon_2}))$ to the server. Finally, the server

²For example, d_{\max} is public in Facebook ($d_{\max} = 5000$) [3]. If the server does not have prior knowledge about d_{\max} , she can privately estimate d_{\max} and use graph projection to guarantee that each user’s degree never exceeds the private estimate of d_{\max} [30]. In any case, the assumption in Section 4.2 does not undermine our algorithms, because our entire algorithms with double clipping in Section 5 does *not* assume that d_{\max} is public.

Input: Graph $G \in \mathcal{G}$ represented as neighbor lists

$\mathbf{a}_1, \dots, \mathbf{a}_n \in \{0, 1\}^n$, privacy budgets
 $\epsilon_1, \epsilon_2 \in \mathbb{R}_{\geq 0}$, $d_{\max} \in \mathbb{Z}_{\geq 0}$, $\mu \in [0, \frac{e^{\epsilon_1}}{e^{\epsilon_1} + 1}]$.

Output: Private estimate $\hat{f}_{\Delta}(G)$ of $f_{\Delta}(G)$.

```

1 [s]  $\rho \leftarrow e^{-\epsilon_1}$ ;
2 [ $v_i, s$ ]  $\mu^* \leftarrow \mu, \mu^2$ , and  $\mu^3$  in F, O, and T, respectively;
   /* First round. */
3 for  $i = 1$  to  $n$  do
4   [ $v_i$ ]  $\mathbf{r}_i \leftarrow (ARR_{\epsilon_1, \mu}(a_{i,1}), \dots, ARR_{\epsilon_1, \mu}(a_{i,i-1}))$ ;
5   [ $v_i$ ] Upload  $\mathbf{r}_i = (r_{i,1}, \dots, r_{i,i-1})$  to the server;
6 end
7 [ $s$ ]  $E' = \{(v_j, v_k) : r_{k,j} = 1, j < k\}$ ;
   /* Second round. */
8 for  $i = 1$  to  $n$  do
9   [ $s$ ] Compute  $M_i$  by (7), (8), and (9) in F, O, and T,
      respectively;
10  [ $v_i$ ] Download  $M_i$  from the server;
11  [ $v_i$ ]  $t_i \leftarrow |\{(v_i, v_j, v_k) : a_{i,j} = a_{i,k} = 1, (v_j, v_k) \in M_i, j < k < i\}|$ ;
12  [ $v_i$ ]  $s_i \leftarrow |\{(v_i, v_j, v_k) : a_{i,j} = a_{i,k} = 1, j < k < i\}|$ ;
13  [ $v_i$ ]  $w_i \leftarrow t_i - \mu^* \rho s_i$ ;
14  [ $v_i$ ]  $\hat{w}_i \leftarrow w_i + \text{Lap}(\frac{d_{\max}}{\epsilon_2})$ ;
15  [ $v_i$ ] Upload  $\hat{w}_i$  to the server;
16 end
17 [ $s$ ]  $\hat{f}_{\Delta}(G) \leftarrow \frac{1}{\mu^*(1-\rho)} \sum_{i=1}^n \hat{w}_i$ ;
18 return  $\hat{f}_{\Delta}(G)$ 

```

Algorithm 1: Our three algorithms. “F”, “O”, “T” are shorthands for ARRFull $_{\Delta}$, ARROneNS $_{\Delta}$, and ARRTwoNS $_{\Delta}$, respectively. [v_i] and [s] represent that the process is run by v_i and the server, respectively.

calculates an estimate of $f_{\Delta}(G)$ as: $\hat{f}_{\Delta}(G) = \frac{1}{\mu^*(1-\rho)} \sum_{i=1}^n \hat{w}_i$. As we prove later, $\hat{f}_{\Delta}(G)$ is an unbiased estimate of $f_{\Delta}(G)$.

4.3 Theoretical Analysis

We now introduce the theoretical guarantees on the privacy, communication, and utility of ARRFull $_{\Delta}$, ARROneNS $_{\Delta}$, and ARRTwoNS $_{\Delta}$. All the proofs appear in Appendix G.

Privacy. We first show the privacy guarantees:

Theorem 1. For $i \in [n]$, let $\mathcal{R}_i^1, \mathcal{R}_i^2(M_i)$ be the randomizers used by user v_i in rounds 1 and 2 of Algorithm 1. Let $\mathcal{R}_i(\mathbf{a}_i) = (\mathcal{R}_i^1(\mathbf{a}_i), \mathcal{R}_i^2(M_i)(\mathbf{a}_i))$ be the composition of the two randomizers. Then, \mathcal{R}_i satisfies $(\epsilon_1 + \epsilon_2)$ -edge LDP and $(\mathcal{R}_1, \dots, \mathcal{R}_n)$ satisfies $(\epsilon_1 + \epsilon_2)$ -relationship DP.

The algorithms satisfy both $(\epsilon_1 + \epsilon_2)$ -edge LDP and $(\epsilon_1 + \epsilon_2)$ -relationship DP because we use only the lower triangular part of \mathbf{A} (i.e., avoid the doubling issue in Section 3.2). By the immunity to post-processing, the estimate $\hat{f}_{\Delta}(G)$ also satisfies $(\epsilon_1 + \epsilon_2)$ -edge LDP and $(\epsilon_1 + \epsilon_2)$ -relationship DP.

Communication. Recall that we evaluate the algorithms based on their download cost (3) and upload cost (4).

Download Cost: The download cost is the number of bits required to download M_i . M_i can be represented as a list of edges between others, and each edge can be identified with two indices (user IDs); i.e., $2 \log n$ bits. There are $\frac{(n-1)(n-2)}{2} \approx \frac{n^2}{2}$ edges between others. $ARR_{\varepsilon_1, \mu}$ outputs “1” with probability at most μ . In addition, each noisy triangle must have 1, 2, and 3 noisy edges in $ARRFull_{\Delta}$, $ARROneNS_{\Delta}$, and $ARRTwoNS_{\Delta}$, respectively (as shown in Figure 3).

Thus, the download cost in Algorithm 1 can be written as:

$$Cost_{DL} \leq \mu^* n^2 \log n, \quad (10)$$

where $\mu^* = \mu, \mu^2$, and μ^3 in $ARRFull_{\Delta}$, $ARROneNS_{\Delta}$, and $ARRTwoNS_{\Delta}$, respectively. In (10), we upper-bounded $Cost_{DL}$ by using the fact that $ARR_{\varepsilon_1, \mu}$ outputs “1” with probability at most μ . However, when $d_{max} \ll n$, $ARR_{\varepsilon_1, \mu}$ outputs “1” with probability $\mu e^{-\varepsilon_1}$ in most cases. In that case, we can roughly approximate $Cost_{DL}$ by replacing μ with $\mu e^{-\varepsilon_1}$ in (10).

Upload Cost: The upload cost comes from the number of bits required to upload $\mathcal{R}_i^1(\mathbf{a}_i)$ and $\mathcal{R}_i^2(M_i)(\mathbf{a}_i)$. Uploading $\mathcal{R}_i^1(\mathbf{a}_i)$ involves uploading \mathbf{r}_i (line 5), which is a list of up to n noisy neighbors. By sending just the indices (user IDs) of the 1s in \mathbf{r}_i , each user sends $\|\mathbf{r}_i\|_1 \log n$ bits, where $\|\mathbf{r}_i\|_1$ is the number of 1s in \mathbf{r}_i . When we use $ARR_{\varepsilon_1, \mu}$, we have $\mathbb{E}[\|\mathbf{r}_i\|_1] \leq \mu n$. Uploading $\mathcal{R}_i^2(M_i)$ involves uploading a single real number \hat{w}_i (line 15), which is negligibly small (e.g., 64 bits when we use a double precision floating point).

Thus, the upload cost in Algorithm 1 can be written as:

$$Cost_{UL} \leq \mu n \log n. \quad (11)$$

Clearly, $Cost_{UL}$ is much smaller than $Cost_{DL}$ for large n .

Utility. Analyzing the expected l_2 loss $l_2^2(f_{\Delta}(G), \hat{f}_{\Delta}(G))$ of the algorithms involves first proving that the estimator \hat{f}_{Δ} is unbiased (i.e., for any graph G , $\mathbb{E}[\hat{f}_{\Delta}(G)] = f_{\Delta}(G)$) and then analyzing the variance $\mathbb{V}[\hat{f}_{\Delta}(G)]$ to obtain an upper-bound on $l_2^2(f_{\Delta}(G), \hat{f}_{\Delta}(G))$. This is given in the following:

Theorem 2. Let $G \in \mathcal{G}$, $\varepsilon_1, \varepsilon_2 \in \mathbb{R}_{\geq 0}$, and $\mu \in [0, \frac{e^{\varepsilon_1}}{e^{\varepsilon_1} + 1}]$. Let $\hat{f}_{\Delta}^F(G)$, $\hat{f}_{\Delta}^O(G)$, and $\hat{f}_{\Delta}^T(G)$ be the estimates output respectively by $ARRFull_{\Delta}$, $ARROneNS_{\Delta}$, and $ARRTwoNS_{\Delta}$ in Algorithm 1. Then, $\mathbb{E}[\hat{f}_{\Delta}^F(G)] = \mathbb{E}[\hat{f}_{\Delta}^O(G)] = \mathbb{E}[\hat{f}_{\Delta}^T(G)] = f_{\Delta}(G)$ (i.e., estimates are unbiased) and

$$\begin{aligned} l_2^2(f_{\Delta}(G), \hat{f}_{\Delta}^F(G)) &\leq \frac{2C_4(G) + S_2(G)}{\mu(1 - e^{\varepsilon_1})^2} + \frac{2nd_{max}^2}{\mu^2(1 - e^{\varepsilon_1})^2\varepsilon_2^2} \\ l_2^2(f_{\Delta}(G), \hat{f}_{\Delta}^O(G)) &\leq \frac{\mu(2C_4(G) + 6S_3(G)) + S_2(G)}{\mu^2(1 - e^{\varepsilon_1})^2} + \frac{2nd_{max}^2}{\mu^4(1 - e^{\varepsilon_1})^2\varepsilon_2^2} \\ l_2^2(f_{\Delta}(G), \hat{f}_{\Delta}^T(G)) &\leq \frac{\mu^2(2C_4(G) + 6S_3(G)) + S_2(G)}{\mu^3(1 - e^{\varepsilon_1})^2} + \frac{2nd_{max}^2}{\mu^6(1 - e^{\varepsilon_1})^2\varepsilon_2^2}, \end{aligned}$$

where $C_4(G)$ is the number of 4-cycles in G and $S_k(G)$ is the number of k -stars in G .

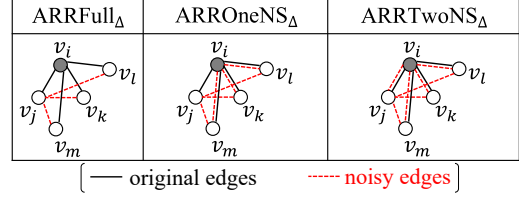


Figure 5: Noisy triangles involving edge (v_i, v_j) counted by user v_i ($j < k, l, m < i$).

For each of the three upper-bounds in Theorem 2, the first and second terms are the estimation errors caused by empirical estimation and the Laplacian noise, respectively. We also note that $C_4(G) = S_3(G) = O(nd_{max}^3)$ and $S_2(G) = O(nd_{max}^2)$. Thus, for small μ , the l_2 loss of empirical estimation can be expressed as $O(nd_{max}^3)$, $O(nd_{max}^2)$, and $O(nd_{max}^2)$ in $ARRFull_{\Delta}$, $ARROneNS_{\Delta}$, $ARRTwoNS_{\Delta}$, respectively (as the factors of $C_4(G)$ and $S_3(G)$ diminish for small μ).

This highlights our 4-cycle trick. The large l_2 loss of $ARRFull_{\Delta}$ is caused by the number $C_4(G) = O(nd_{max}^3)$ of 4-cycles. $ARROneNS_{\Delta}$ and $ARRTwoNS_{\Delta}$ addresses this issue by increasing independent noise, as shown in Figure 4.

5 Double Clipping

In Section 4, we showed that the estimation error caused by empirical estimation (i.e., the first term in Theorem 2) is significantly reduced by the 4-cycle trick. However, the estimation error is still very large in our algorithms presented in Section 4 (as shown in our experiments). This is because the estimation error by the Laplacian noise (i.e., the second term in Theorem 2) is very large especially for small ε_2 or μ . This error term is tight and unavoidable as long as we use d_{max} as a global sensitivity, which suggests that we need a better global sensitivity analysis. To significantly reduce the global sensitivity, we propose a novel *double clipping* technique.

We describe the overview and details of our double clipping in Sections 5.1 and 5.2, respectively. Then we perform theoretical analysis in Section 5.3.

5.1 Overview

Motivation. Figure 5 shows noisy triangles involving edge (v_i, v_j) counted by user v_i in our three algorithms. Our algorithms in Section 4 (and the two-round algorithm in [30]) use the fact that the number of such noisy triangles (hence the global sensitivity) is upper-bounded by the maximum degree d_{max} (as user v_i 's degree is at most d_{max}). Unfortunately, this upper-bound is too large, as shown in our experiments.

In this paper, we significantly reduce this upper-bound by using the parameter μ in the ARR and user v_i 's degree $d_i \in \mathbb{Z}_{\geq 0}$ (for users with smaller IDs). For example, the number of noisy triangles involving (v_i, v_j) in $ARRFull_{\Delta}$ is expected

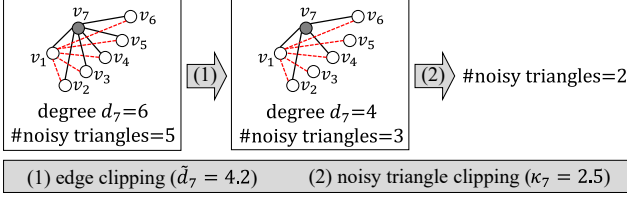


Figure 6: Overview of double clipping applied to edge (v_1, v_7) .

to be around μd_i because one noisy edge is included in each noisy triangle (as shown in Figure 5) and all noisy edges are independent. μd_i is very small, especially when we set $\mu \ll 1$ to reduce the communication cost.

However, we cannot directly use μd_i as an upper-bound of the global sensitivity in ARRFull_Δ for two reasons. First, μd_i leaks the exact value of user v_i 's degree d_i , hence violates edge LDP. Second, the number of noisy triangles involving (v_i, v_j) exceeds μd_i with high probability (about 0.5). Thus, the noisy triangle count cannot be upper-bounded by μd_i .

To address these two issues (i.e., the leakage of d_i and the excess of the noisy triangle count), we propose a double clipping technique, which is explained below.

Algorithm Overview. Figure 6 shows the overview of our double clipping, which consists of an *edge clipping* and *noisy triangle clipping*. The edge clipping addresses the first issue (i.e., leakage of d_i) as follows. It privately computes a noisy version of d_i (denoted by \tilde{d}_i) with edge LDP, and then performs edge clipping (a.k.a. graph projection [23, 24, 35, 47]), which removes some neighbors from a neighbor list \mathbf{a}_i so that the degree of v_i never exceeds the noisy degree \tilde{d}_i . Edge clipping is also used in [30] to obtain a noisy version of d_{\max} (though ours is to obtain a noisy version of d_i).

The main novelty in our double clipping lies at the *noisy triangle clipping* to address the second issue (i.e., excess of the noisy triangle count). Note that this issue appears only when we attempt to reduce the global sensitivity by using a very small sampling probability for each edge. Therefore, the noisy triangle clipping has not been studied in the existing works on private triangle counting [24, 30, 34, 35, 52, 53, 64, 65, 67], because they do not apply a sampling technique.

Our noisy triangle clipping reduces the noisy triangle count so that it never exceeds a user-dependent clipping threshold $\kappa_i \in \mathbb{R}_{\geq 0}$. Then a crucial issue is how to set an appropriate threshold κ_i . We theoretically analyze the probability that the noisy triangle count exceeds κ_i (referred to as the *triangle excess probability*) as a function of the ARR parameter μ and the noisy degree \tilde{d}_i . Then we set κ_i so that the triangle excess probability is very small ($= 10^{-6}$ in our experiments).

We use the clipping threshold κ_i as a global sensitivity. Note that κ_i provides edge LDP because \tilde{d}_i provides edge LDP (i.e., immunity to post-processing [25]). κ_i is also very small when $\mu \ll 1$, as it is determined based on μ .

Input: Neighbor list $\mathbf{a}_i \in \{0, 1\}^n$, privacy budget $\epsilon_0 \in \mathbb{R}_{\geq 0}$ $\mu \in [0, \frac{\epsilon_1}{\epsilon_1 + 1}]$, $\alpha \in \mathbb{R}_{\geq 0}$, $\beta \in \mathbb{R}_{\geq 0}$.

Output: \hat{w}_i .

```

1  $\mu^* \leftarrow \mu, \mu^2$ , and  $\mu^3$  in F, O, and T, respectively;
  /* Edge clipping. */
2  $\tilde{d}_i \leftarrow \max\{d_i + \text{Lap}(\frac{1}{\epsilon_0}) + \alpha, 0\}$ ;
  /* Remove  $d_i - \lfloor \tilde{d}_i \rfloor$  neighbors if  $d_i > \tilde{d}_i$ . */
3  $\mathbf{a}_i \leftarrow \text{GraphProjection}(\mathbf{a}_i, \tilde{d}_i)$ ;
  /* Noisy triangle clipping. */
4 for  $j$  such that  $a_{i,j} = 1$  and  $j < i$  do
5    $t_{i,j} \leftarrow |\{(v_i, v_j, v_k) : a_{i,k} = 1, (v_j, v_k) \in M_i, j < k < i\}|$ ;
6 end
  /* Calculate  $\kappa_i \in [\mu^* \tilde{d}_i, \tilde{d}_i]$  s.t. the triangle excess probability is  $\beta$  or less. */
7  $\kappa_i \leftarrow \text{ClippingThreshold}(\mu, \tilde{d}_i, \beta)$ ;
8  $t_i \leftarrow \sum_{a_{i,j}=1, j < i} \min\{t_{i,j}, \kappa_i\}$ ;
9  $s_i \leftarrow |\{(v_i, v_j, v_k) : a_{i,j} = a_{i,k} = 1, j < k < i\}|$ ;
10  $w_i \leftarrow t_i - \mu^* \rho s_i$ ;
11  $\hat{w}_i \leftarrow w_i + \text{Lap}(\frac{\kappa_i}{\epsilon_2})$ ;
12 return  $\hat{w}_i$ 

```

Algorithm 2: Our double clipping algorithm. “F”, “O”, “T” are shorthands for ARRFull_Δ , ARROneNS_Δ , and ARRTwoNS_Δ , respectively. All the processes are run by user v_i .

5.2 Algorithms

Algorithm 2 shows our double clipping algorithm. All the processes are run by user v_i at the second round. Thus, there is no interaction with the server in Algorithm 2.

Edge Clipping. The edge clipping appears in lines 2-3 of Algorithm 2. It uses a privacy budget $\epsilon_0 \in \mathbb{R}_{\geq 0}$.

In line 2, user v_i adds the Laplacian noise $\text{Lap}(\frac{1}{\epsilon_0})$ to her degree d_i . Since adding/removing one edge changes d_i by at most 1, this process provides ϵ_0 -edge LDP. v_i also adds some non-negative constant $\alpha \in \mathbb{R}_{\geq 0}$ to d_i . We add this value so that edge removal (in line 3) occurs with a very small probability (e.g., in our experiments, we set $\alpha = 150$, where edge removal occurs with probability 1.5×10^{-7} when $\epsilon_0 = 0.1$). A similar technique is introduced in [53] to provide (ϵ, δ) -DP [25] with small δ . The difference between ours and [53] is that we perform edge clipping to always provide ϵ -DP ($\delta = 0$). Let $\tilde{d}_i \in \mathbb{R}_{\geq 0}$ be the noisy degree of v_i .

In line 3, user v_i calls the function “GraphProjection”, which performs graph projection as follows; if $d_i > \tilde{d}_i$, randomly remove $d_i - \lfloor \tilde{d}_i \rfloor$ neighbors from \mathbf{a}_i ; otherwise, do nothing. Consequently, the degree of v_i never exceeds \tilde{d}_i .

Noisy Triangle Clipping. The noisy triangle clipping appears in lines 4-11 of Algorithm 2.

In lines 4-6, user v_i calculates the number $t_{i,j} \in \mathbb{Z}_{\geq 0}$ of noisy

	ARRFull $_{\Delta}$	ARROneNS $_{\Delta}$	ARRTwoNS $_{\Delta}$
Privacy	$(\epsilon_0 + \epsilon_1 + \epsilon_2)$ -edge LDP and $(\epsilon_0 + \epsilon_1 + \epsilon_2)$ -relationship DP		
Expected l_2 loss	$O\left(\frac{nd_{\max}^3}{\mu(1-e^{-\epsilon_1})^2} + \frac{2\sum_{i=1}^n \kappa_i^2}{\mu^2(1-e^{-\epsilon_1})^2\epsilon_2^2}\right)$	$O\left(\frac{nd_{\max}^2}{\mu^2(1-e^{-\epsilon_1})^2} + \frac{2\sum_{i=1}^n \kappa_i^2}{\mu^4(1-e^{-\epsilon_1})^2\epsilon_2^2}\right)$	$O\left(\frac{nd_{\max}^2}{\mu^3(1-e^{-\epsilon_1})^2} + \frac{2\sum_{i=1}^n \kappa_i^2}{\mu^6(1-e^{-\epsilon_1})^2\epsilon_2^2}\right)$
Cost $_{DL}$	$\mu n^2 \log n$	$\mu^2 n^2 \log n$	$\mu^3 n^2 \log n$
Cost $_{UL}$	$\mu n \log n$	$\mu n \log n$	$\mu n \log n$

Table 1: Performance guarantees of our three algorithms with double clipping when the edge removal and triangle removal do not occur. The expected l_2 loss assumes that μ is small. The download (resp. upload) cost is an upper-bound in (10) (resp. (11)).

triangles (v_i, v_j, v_k) ($j < k < i$) involving (v_i, v_j) (as shown in Figure 5). Note that the total number t_i of noisy triangles of v_i can be expressed as: $t_i = \sum_{a_{i,j}=1, j < i} t_{i,j}$. In line 7, v_i calls the function “ClippingThreshold”, which calculates a clipping threshold $\kappa_i \in [\mu^* \tilde{d}_i, \tilde{d}_i]$ ($\mu^* = \mu, \mu^2$, and μ^3 in “F”, “O”, and “T”, respectively) based on the ARR parameter μ and the noisy degree \tilde{d}_i so that the triangle excess probability does not exceed some constant $\beta \in \mathbb{R}_{\geq 0}$. We explain how to calculate the triangle excess probability in Section 5.3. In line 8, v_i calculates the total number t_i of noisy triangles by summing up $t_{i,j}$, with the exception that v_i adds κ_i (rather than $t_{i,j}$) if $t_{i,j}$ exceeds κ_i . In other words, triangle removal occurs when $t_{i,j} > \kappa_i$. Consequently, the number of noisy triangles involving (v_i, v_j) never exceeds κ_i .

Lines 9-11 in Algorithm 2 are the same as lines 12-14 in Algorithm 1, except that the global sensitivity in the former (resp. latter) is κ_i (resp. d_{\max}). Line 11 in Algorithm 2 provides ϵ_2 -edge LDP because the number of triangles involving (v_i, v_j) is now upper-bounded by κ_i .

Our Entire Algorithms with Double Clipping. We can run our algorithms ARRFull $_{\Delta}$, ARROneNS $_{\Delta}$, ARRTwoNS $_{\Delta}$ with double clipping just by replacing lines 11-14 in Algorithm 1 with lines 2-11 in Algorithm 2. That is, after calculating \hat{w}_i by Algorithm 2, v_i uploads \hat{w}_i to the server. Then the server calculates an estimate of $f_{\Delta}(G)$ as $\hat{f}_{\Delta}(G) = \frac{1}{\mu^*(1-\rho)} \sum_{i=1}^n \hat{w}_i$, as in line 17 of Algorithm 1.

We also note that the input d_{\max} in Algorithm 1 is no longer necessary thanks to the edge clipping; i.e., our entire algorithms with double clipping do *not* assume that d_{\max} is public.

5.3 Theoretical Analysis

We now perform theoretical analysis on the privacy and utility of our double clipping. All the proofs appear in Appendix H.

Privacy. We begin with the privacy guarantees:

Theorem 3. *For $i \in [n]$, let $\mathcal{R}_i^1, \mathcal{R}_i^2(M_i)$ be the randomizers used by user v_i in rounds 1 and 2 of our algorithms with double clipping (Algorithms 1 and 2). Let $\mathcal{R}_i(\mathbf{a}_i) = (\mathcal{R}_i^1(\mathbf{a}_i), \mathcal{R}_i^2(M_i)(\mathbf{a}_i))$ be the composition of the two randomizers. Then, \mathcal{R}_i satisfies $(\epsilon_0 + \epsilon_1 + \epsilon_2)$ -edge LDP, and $(\mathcal{R}_1, \dots, \mathcal{R}_n)$ satisfies $(\epsilon_0 + \epsilon_1 + \epsilon_2)$ -relationship DP.*

Utility. Next we show the triangle excess probability:

Theorem 4. *In Algorithm 2, the triangle excess probability (i.e., probability that the number of noisy triangles $t_{i,j}$ involving edge (v_i, v_j) exceeds a clipping threshold κ_i) is:*

$$\Pr(t_{i,j} > \kappa_i) \leq \exp \left[-\tilde{d}_i D \left(\frac{\kappa_i}{\tilde{d}_i} \parallel \mu \right) \right] \quad (12)$$

$$\Pr(t_{i,j} > \kappa_i) \leq \exp \left[-\tilde{d}_i D \left(\frac{\kappa_i}{\tilde{d}_i} \parallel \mu^2 \right) \right] \quad (13)$$

$$\Pr(t_{i,j} > \kappa_i) \leq \mu \exp \left[-\tilde{d}_i D \left(\frac{\max\{\kappa_i, \mu^2 \tilde{d}_i\}}{\tilde{d}_i} \parallel \mu^2 \right) \right] \quad (14)$$

in ARRFull $_{\Delta}$, ARROneNS $_{\Delta}$, and ARRTwoNS $_{\Delta}$, respectively, where $D(p_1 \parallel p_2)$ is the Kullback-Leibler divergence between two Bernoulli distributions; i.e.,

$$D(p_1 \parallel p_2) = p_1 \log \frac{p_1}{p_2} + (1 - p_1) \log \frac{1-p_1}{1-p_2}.$$

In all of (12), (13), and (14), we use the Chernoff bound, which is known to be reasonably tight [10].

Setting κ_i . The function “ClippingThreshold” in Algorithm 2 sets a clipping threshold κ_i of user v_i based on Theorem 4. Specifically, we set $\kappa_i = \lambda_i \mu^* \tilde{d}_i$, where $\lambda_i \in \mathbb{N}$, and calculate λ_i as follows. We initially set $\lambda_i = 1$ and keep increasing λ_i by 1 until the upper-bound (i.e., right-hand side of (12), (13), or (14)) is smaller than or equal to the triangle excess probability β . In our experiments, we set $\beta = 10^{-6}$.

Large κ_i of ARRTwoNS $_{\Delta}$. In our experiments, we set μ so that μ in ARRFull $_{\Delta}$ is equal to μ^2 in ARROneNS $_{\Delta}$ and also equal to μ^3 in ARRTwoNS $_{\Delta}$. Then by (12) and (13), the upper-bound on the triangle excess probability is the same between ARRFull $_{\Delta}$ and ARROneNS $_{\Delta}$. In contrast, ARRTwoNS $_{\Delta}$ has a larger upper-bound. For example, when $\kappa_i = 15\mu^* \tilde{d}_i$, $\mu^* = 10^{-3}$, and $\tilde{d}_i = 1000$, the right-hand sides of (12), (13), and (14) are 2.5×10^{-12} , 2.5×10^{-12} , and 3.3×10^{-2} , respectively. Consequently, ARRTwoNS $_{\Delta}$ has a larger global sensitivity κ_i for the same value of β .

We can explain a large global sensitivity κ_i of ARRTwoNS $_{\Delta}$ as follows. The number $t_{i,j}$ of noisy triangles involving (v_i, v_j) in ARRFull $_{\Delta}$ is expected to be around μd_i because one noisy edge is in each noisy triangle (as in Figure 5) and all noisy edges are independent. For the same reason, $t_{i,j}$ in ARROneNS $_{\Delta}$ is expected to be around $\mu^2 d_i$. However, $t_{i,j}$ in ARRTwoNS $_{\Delta}$ is *not* expected to be around $\mu^3 d_i$, because all the noisy triangles have noisy edge (v_i, v_j) in common (as in Figure 5). Then, the expectation of $t_{i,j}$ largely depends on the presence/absence of the noisy edge (v_i, v_j) ; i.e., if noisy

edge (v_i, v_j) exists, it is $\mu^2 d_i$; otherwise, 0. Thus, κ_i cannot be effectively reduced by double clipping.

Summary. The performance guarantees of our three algorithms with double clipping can be summarized in Table 1.

The first and second terms of the expected l_2 loss are the l_2 loss of empirical estimation and that of the Laplacian noise, respectively. For small μ , the l_2 loss of empirical estimation can be expressed as $O(nd_{\max}^3)$, $O(nd_{\max}^2)$, and $O(nd_{\max}^2)$ in ARRFull_Δ , ARROneNS_Δ , ARRTwoNS_Δ , respectively, as explained in Section 4.3. The l_2 loss of the Laplacian noise is $O(\sum_{i=1}^n \kappa_i^2)$, which is much smaller than $O(nd_{\max}^2)$. Thus, our ARROneNS_Δ which effectively reduces κ_i provides the smallest error, as shown in our experiments.

We also note that both the space and the time complexity to compute and send M_i in our algorithms are $O(\mu^* n^2)$ (as $|E'| = O(\mu^* n^2)$), which is much smaller than [30] ($= O(n^2)$).

6 Experiments

To evaluate each component of our algorithms in Sections 4 and 5 as well as our entire algorithms (i.e., ARRFull_Δ , ARROneNS_Δ , ARRTwoNS_Δ with double clipping), we pose the following three research questions:

- RQ1.** How do our three triangle counting algorithms (i.e., ARRFull_Δ , ARROneNS_Δ , ARRTwoNS_Δ) in Section 4 compare with each other in terms of accuracy?
- RQ2.** How much does our double clipping technique in Section 5 decrease the estimation error?
- RQ3.** How much do our entire algorithms reduce the communication cost, compared to the existing algorithm [30], while keeping high utility (e.g., relative error $\ll 1$)?

In Appendix D, we also compare our entire algorithms with one-round algorithms.

6.1 Experimental Set-up

In our experiments, we used two real graph datasets:

Gplus. The Google+ dataset [38] (denoted by Gplus) was collected from users who had shared circles. From the dataset, we constructed a social graph $G = (V, E)$ with 107614 nodes (users) and 12238285 edges, where edge $(v_i, v_j) \in E$ represents that v_i follows or is followed by v_j . The average (resp. maximum) degree in G is 113.7 (resp. 20127).

IMDB. The IMDB (Internet Movie Database) [2] (denoted by IMDB) includes a bipartite graph between 896308 actors and 428440 movies. From this, we constructed a graph $G = (V, E)$ with 896308 nodes (actors) and 57064358 edges, where edge $(v_i, v_j) \in E$ represents that v_i and v_j have played in the same movie. The average (resp. maximum) degree in G is 63.7 (resp. 15451). Thus, IMDB is more sparse than Gplus.

We also evaluated our algorithms using a synthetic graph based on the Barabási-Albert model [11], which has a power-law degree distribution. We report the results in Appendix B.

In our three triangle counting algorithms, we set the ARR parameter μ so that μ in ARRFull_Δ is equal to μ^2 in ARROneNS_Δ and also equal to μ^3 in ARRTwoNS_Δ ; i.e., Cost_{DL} is the same between the three algorithms. Let $\mu^* = \mu$, μ^2 , and μ^3 in ARRFull_Δ , ARROneNS_Δ , and ARRTwoNS_Δ , respectively. We evaluated our algorithms while changing μ^* .

In our double clipping, we set $\alpha = 150$ and $\beta = 10^{-6}$ so that both edge removal and triangle removal occur with a very small probability ($\leq 10^{-6}$ when $\epsilon_0 = 0.1$). Then for each algorithm, we evaluated the relative error between the true triangle count $f_\Delta(G)$ and its estimate $\hat{f}_\Delta(G)$ (as described in Section 3.2). Since the estimate $\hat{f}_\Delta(G)$ varies depending on the randomness of LDP mechanisms, we ran each algorithm $\tau \in \mathbb{N}$ times ($\tau = 20$ and 10 for Gplus and IMDB, respectively), and averaged the relative error over the τ cases.

6.2 Experimental Results

Performance Comparison. First we evaluated our algorithms with the Laplacian noise. Specifically, we evaluated all possible combinations of our three algorithms with and without our double clipping (six combinations in total), and compares them with the existing two-rounds algorithm in [30]. For algorithms with double clipping, we divided the total privacy budget ϵ as: $\epsilon_0 = \frac{\epsilon}{10}$ and $\epsilon_1 = \epsilon_2 = \frac{9\epsilon}{20}$. For algorithms without double clipping, we divided ϵ as $\epsilon_1 = \epsilon_2 = \frac{\epsilon}{2}$, and used the maximum degree d_{\max} as the global sensitivity.

Figures 7 and 8 show the results. Figure 7 highlights the relative error of our three algorithms with double clipping when $\epsilon = 1$ or 2 and $\mu^* = 10^{-3}$. “DC” (resp. “ d_{\max} ”) represents algorithms with (resp. without) double clipping. $\text{RRFull}_\Delta(d_{\max})$ (marked with purple square) in Figure 8 (c) and (d) represents the two-rounds algorithm in [30]. Note that this is a special case of our ARRFull_Δ without sampling ($\mu = \frac{e^{\epsilon_1}}{e^{\epsilon_1} + 1} = 0.62$), as described in Section 4.1. Figure 8 (c) and (d) also show the download cost Cost_{DL} calculated by (10). Note that when $\mu^* \geq 0.1$ (marked with squares), Cost_{DL} can be 6Gbits and 400Gbits in Gplus and IMDB, respectively, by downloading only 0/1 for each pair of users (v_j, v_k) ($\text{Cost}_{DL} = \frac{(n-1)(n-2)}{2}$ in this case).

Figures 7 and 8 show that our ARROneNS_Δ (DC) provides the best (or almost the best) performance in all cases. This is because ARROneNS_Δ (DC) introduces the 4-cycle trick (shown in Figure 4) and effectively reduces the global sensitivity of the Laplacian noise by double clipping. Later, we will also investigate the effectiveness of the 4-cycle trick (by not adding the Laplacian noise) and the relation between the Laplacian noise and the relative error (while changing n).

Figure 8 also shows that the relative error is almost the same between our three algorithms without double clipping (“ d_{\max} ”) and that it is too large. This is because $\text{Lap}(\frac{d_{\max}}{\epsilon_2})$

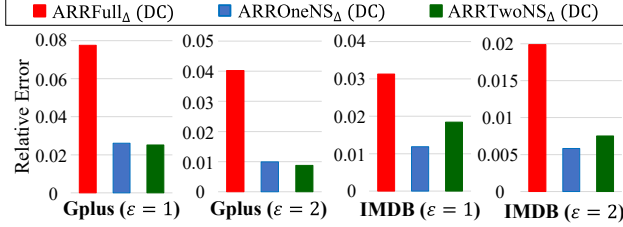


Figure 7: Relative error of our three algorithms with double clipping (“DC”) when $\varepsilon = 1$ or 2 and $\mu^* = 10^{-3}$ ($n = 107614$ in Gplus, $n = 896308$ in IMDB).

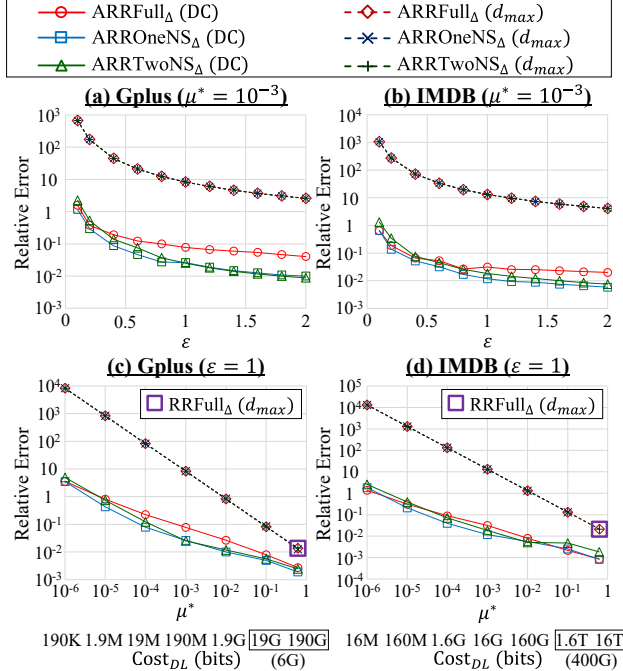


Figure 8: Relative error of our three algorithms with (“DC”) or without (“ d_{max} ”) double clipping ($n = 107614$ in Gplus, $n = 896308$ in IMDB). $RRFull_{\Delta}(d_{max})$ is the algorithm in [30]. $Cost_{DL}$ is an upper-bound in (10). When $\mu^* \geq 0.1$, $Cost_{DL}$ can be 6 Gbits and 400 Gbits in Gplus and IMDB, respectively, by downloading only 0/1 for each pair of users (v_j, v_k).

is too large and dominant. The relative error is significantly reduced by introducing our double clipping in all cases. For example, when $\mu^* = 10^{-3}$, our double clipping reduces the relative error of $ARROneNS_{\Delta}$ by two or three orders of magnitude. The improvement is larger for smaller μ^* . In Appendix C, we also evaluate the effect of edge clipping and noisy triangle clipping independently, and show that each component significantly reduces the estimation error.

Communication Cost. From Figure 8 (c) and (d), we can explain how much our algorithms can reduce the download cost while keeping high utility (e.g., relative error $\ll 1$).

For example, when we use the algorithm in [30], the download cost is $Cost_{DL} = 400$ Gbits in IMDB. Thus, when the download speed is 20 Mbps (recommended speed in YouTube

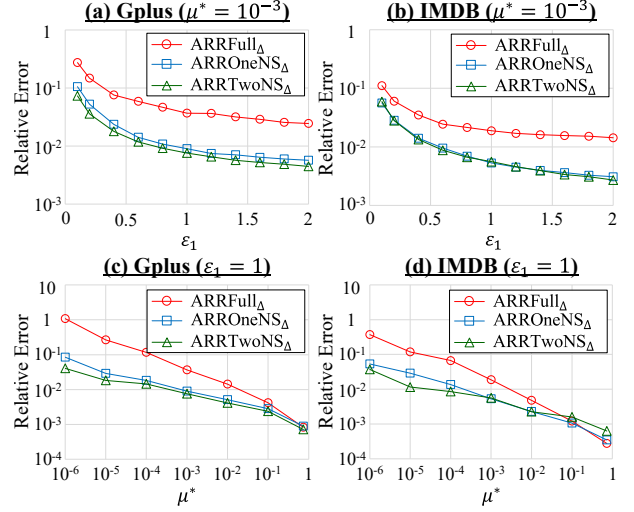


Figure 9: Relative error of our three algorithms without the Laplacian noise ($n = 107614$ in Gplus, $n = 896308$ in IMDB).

[7]), every user v_i needs 6 hours to download the message M_i , which is far from practical. In contrast, our $ARROneNS_{\Delta}$ (DC) can reduce it to 160 Mbits (8 seconds when 20 Mbps download rate) or less (relative error = 0.21), which is practical and a dramatic improvement over [30].

We also note that since $d_{max} \ll n$ in IMDB, $Cost_{DL}$ of our $ARROneNS_{\Delta}$ (DC) can also be roughly approximated by 60 Mbits (3 seconds) by replacing μ with $\mu e^{-\varepsilon_1}$ in (10).

4-Cycle Trick. We also investigated the effectiveness of our 4-cycle trick in $ARROneNS_{\Delta}$ and $ARRTwoNS_{\Delta}$ (shown in Figure 4) in detail. To this end, we evaluated our three algorithms when we did *not* add the Laplacian noise at the second round. Note that they do not provide edge LDP (as $\varepsilon_2 = \infty$). The purpose here is to purely investigate the 4-cycle trick related to our first research question RQ1.

Figure 9 shows the results, where ε_1 and μ^* are changed to various values. Figure 9 shows that $ARROneNS_{\Delta}$ and $ARRTwoNS_{\Delta}$ significantly outperform $ARRFull_{\Delta}$ when μ^* is small. This is because in both $ARROneNS_{\Delta}$ and $ARRTwoNS_{\Delta}$, the factors of C_4 (#4-cycles) and S_3 (#3-stars) in the expected l_2 loss diminish for small μ , as explained in Section 4.3. In other words, $ARROneNS_{\Delta}$ and $ARRTwoNS_{\Delta}$ effectively address the 4-cycle issue. Figure 9 also shows that $ARRTwoNS_{\Delta}$ slightly outperforms $ARROneNS_{\Delta}$ when μ^* is small. This is because the factors of C_4 and S_3 diminish more rapidly; i.e., $ARRTwoNS_{\Delta}$ addresses the 4-cycle issue more aggressively.

However, when we add the Laplacian noise, $ARRTwoNS_{\Delta}$ (DC) is outperformed by $ARROneNS_{\Delta}$ (DC), as shown in Figure 8. This is because $ARRTwoNS_{\Delta}$ cannot effectively reduce the global sensitivity by double clipping. In Figure 8, the difference between $ARROneNS_{\Delta}$ (DC) and $ARRFull_{\Delta}$ (DC) is also small for very small ε or μ^* (e.g., $\varepsilon = 0.1$, $\mu^* = 10^{-6}$) because the Laplacian noise is dominant in this case.

Changing n . We finally evaluated our three algorithms with

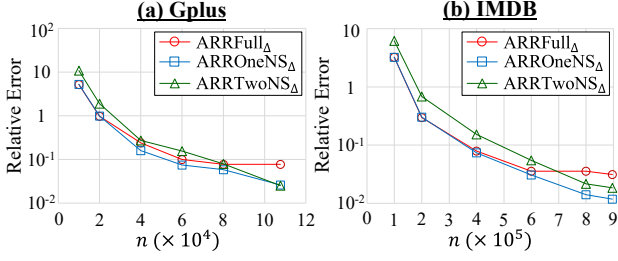


Figure 10: Relative error of our three algorithms with double clipping for various values of n ($\epsilon = 1$, $\mu^* = 10^{-3}$).

double clipping while changing the number n of users. In both Gplus and IMDB, we randomly selected n users from all users and extracted a graph with n users. Then we evaluated the relative error while changing n to various values.

Figure 10 shows the results, where $\epsilon = 1$ ($\epsilon_0 = 0.1$, $\epsilon_1 = \epsilon_2 = 0.45$) and $\mu^* = 10^{-3}$. In all the three algorithms, the relative error decreases with increase in n . This is because the expected l_2 loss can be expressed as $O(nd_{\max}^3)$ or $O(nd_{\max}^2)$ in these algorithms as shown in Section 5.3 and the square of the true triangle count can be expressed as $\Omega(n^2)$. In other words, when $d_{\max} \ll n$, the relative error becomes smaller for larger n . Figure 10 also shows that for small n , ARRTwoNS $_{\Delta}$ provides the worst performance and ARROneNS $_{\Delta}$ performs almost the same as ARRFull $_{\Delta}$. For large n , ARRFull $_{\Delta}$ performs the worst and ARROneNS $_{\Delta}$ performs the best.

To investigate the reason for this, we decomposed the estimation error into two components – the first error caused by empirical estimation and the second error caused by the Laplacian noise. Specifically, for each algorithm, we evaluated the first error by calculating the relative error when we did not add the Laplacian noise ($\epsilon_1 = 0.45$). Then we evaluated the second error by subtracting the first error from the relative error when we used double clipping ($\epsilon_0 = 0.1$, $\epsilon_1 = \epsilon_2 = 0.45$).

Figure 11 shows the results for some values of n , where “emp” represents the first error by empirical estimation and “Lap” represents the second error by the Laplacian noise. We observe that the second error rapidly decreases with increase in n . In addition, the first error of ARRFull $_{\Delta}$ is much larger than those of ARROneNS $_{\Delta}$ and ARRTwoNS $_{\Delta}$ when n is large.

We also examined the number C_4 of 4-cycles as a function of n . Figure 12 shows the results. We observe that C_4 (which is $O(nd_{\max}^3)$) is quartic in n ; e.g., C_4 is increased by $2^4 \approx 16$ and $6^4 \approx 1296$ when n is multiplied by 2 and 6, respectively. This is because we randomly selected n users from all users and d_{\max} is almost proportional to n (though $d_{\max} \ll n$).

Based on Figures 11 and 12, we can explain Figure 10 as follows. As shown in Section 5.3, the l_2 loss of empirical estimation can be expressed as $O(nd_{\max}^3)$, $O(nd_{\max}^2)$, and $O(nd_{\max}^2)$ in ARRFull $_{\Delta}$, ARROneNS $_{\Delta}$, and ARRTwoNS $_{\Delta}$, respectively. The large l_2 loss of ARRFull $_{\Delta}$ is caused by a large value of C_4 . The expected l_2 loss of the Laplacian noise is $O(\sum_{i=1}^n \kappa_i^2)$, which is much smaller than $O(nd_{\max}^2)$. Thus, as n

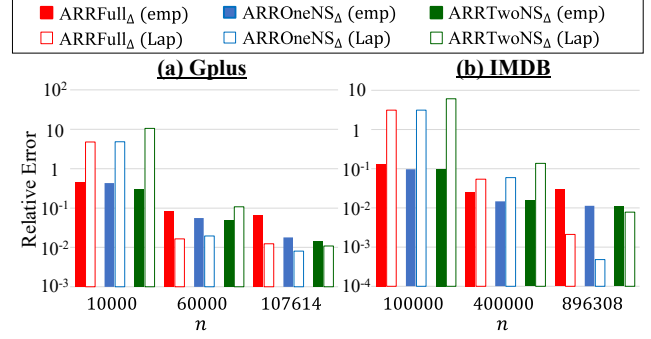


Figure 11: Relative error of empirical estimation and the Laplacian noise in our three algorithms with double clipping ($\epsilon = 1$, $\mu^* = 10^{-3}$).

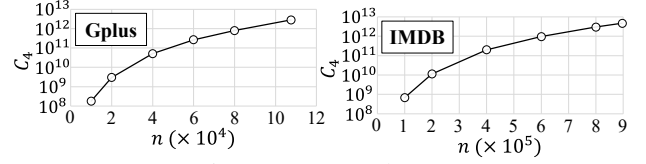


Figure 12: #4-cycles C_4 .

increases, the Laplacian noise becomes relatively very small, as shown in Figure 11. Consequently, ARROneNS $_{\Delta}$ provides the best performance for large n because it addresses the 4-cycle issue and effectively reduces the global sensitivity. This explains the results in Figure 10. It is also interesting that when $n \approx 10^5$, ARRFull $_{\Delta}$ performs the worst in Gplus and almost the same as ARROneNS $_{\Delta}$ in IMDB (see Figure 10). This is because Gplus is more dense than IMDB and C_4 is much larger in Gplus when $n \approx 10^5$, as in Figure 12.

In other words, Figures 10, 11, and 12 are consistent with our theoretical results in Section 5.3. From these results, we conclude that ARROneNS $_{\Delta}$ is effective especially for a large graph (e.g., $n \approx 10^6$) or dense graph (e.g., Gplus) where the number C_4 of 4-cycles is large. In Appendix B, we also show similar results using the Barabási-Albert graph model.

Summary. In summary, our answers to our three research questions RQ1-3 at the beginning of Section 6 are as follows. [RQ1]: Our ARROneNS $_{\Delta}$ achieves almost the smallest estimation error in all cases and outperforms the other two especially for a large graph or dense graph where C_4 is large. [RQ2]: Our double clipping reduces the estimation error by two or three orders of magnitude. [RQ3]: Our entire algorithm (ARROneNS $_{\Delta}$ with double clipping) dramatically reduces the communication cost; e.g., from 6 hours to 8 seconds or less (relative error = 0.21) in IMDB at 20 Mbps download rate [7].

Thus, triangle counting under edge LDP is now much more practical. In Appendix E, we show that the clustering coefficient can also be accurately estimated using our algorithms.

7 Conclusions

We proposed triangle counting algorithms under edge LDP with a small estimation error and small communication cost. We showed that our entire algorithms with the 4-cycle trick and double clipping can dramatically reduce the download cost of [30] (e.g., from 6 hours to 8 seconds or less).

We assumed that each user v_i honestly inputs her neighbor list \mathbf{a}_i , as in most previous work on LDP. However, recent studies [16, 20] show that the estimate in LDP can be skewed by data poisoning attacks. As future work, we would like to analyze the impact of data poisoning on our algorithms and develop defenses (e.g., detection) against it.

References

- [1] Tools: ComTriLDP. <https://github.com/ComTriLDP/ComTriLDP>.
- [2] 12th Annual Graph Drawing Contest. <http://mozart.diei.unipg.it/gdcontest/contest2005/index.html>, 2005.
- [3] What to Do When Your Facebook Profile is Maxed Out on Friends. <https://authoritypublishing.com/social-media/what-to-do-when-your-facebook-profile-is-maxed-out-on-friends/>, 2012.
- [4] The diaspora* project. <https://diasporafoundation.org/>, 2021.
- [5] Mastodon: Giving social networking back to you. <https://joinmastodon.org/>, 2021.
- [6] Minds: The leading alternative social network. <https://wefunder.com/minds>, 2021.
- [7] YouTube: System requirements. <https://support.google.com/youtube/answer/78358?hl=en>, 2021.
- [8] Jayadev Acharya, Ziteng Sun, and Huanyu Zhang. Hadamard response: Estimating distributions privately, efficiently, and with little communication. In *Proc. AIS-TATS'19*, pages 1120–1129, 2019.
- [9] Shaikh Arifuzzaman, Maleq Khan, and Madhav V. Marathe. PATRIC: A parallel algorithm for counting triangles in massive networks. In *Proc. CIKM'13*, pages 529–538, 2013.
- [10] Richard Arratia and Louis Gordon. Tutorial on large deviations for the binomial distribution. *Bulletin of Mathematical Biology*, 51(1):125–131, 1989.
- [11] Albert-László Barabási. *Network Science*. Cambridge University Press, 2016.
- [12] Raef Bassily, Kobbi Nissim, Uri Stemmer, and Abhradeep Thakurta. Practical locally private heavy hitters. In *Proc. NIPS'17*, pages 2285–2293, 2017.
- [13] Suman K. Bera and C. Seshadhri. How the degeneracy helps for triangle counting in graph streams. In *Proc. PODS'20*, pages 457–467, 2020.
- [14] Suman K. Bera and C. Seshadhri. How to count triangles, without seeing the whole graph. In *Proc. KDD'20*, pages 306–316, 2020.
- [15] Vincent Bindschaedler and Reza Shokri. Synthesizing plausible privacy-preserving location traces. In *Proc. S&P'16*, pages 546–563, 2016.
- [16] Xiaoyu Cao, Jinyuan Jia, and Neil Zhenqiang Gong. Data poisoning attacks to local differential privacy protocols. In *Proc. Usenix Security'21*, pages 947–964, 2021.
- [17] Rosalie Chan. The cambridge analytica whistleblower explains how the firm used facebook data to sway elections. <https://www.businessinsider.com/cambridge-analytica-whistleblower-christopher-wylie-facebook-data-2019-10>, 2019.
- [18] Rui Chen, Gergely Acs, and Claude Castelluccia. Differentially private sequential data publication via variable-length n-grams. In *Proc. CCS'12*, pages 638–649, 2012.
- [19] Xihui Chen, Sjouke Mauw, and Yunior Ramírez-Cruz. Publishing community-preserving attributed social graphs with a differential privacy guarantee. *Proceedings on Privacy Enhancing Technologies (PoPETs)*, (4):131–152, 2020.
- [20] Albert Cheu, Adam Smith, and Jonathan Ullman. Manipulation attacks in local differential privacy. In *Proc. S&P'21*, pages 883–900, 2021.
- [21] Shumo Chu and James Cheng. Triangle listing in massive networks and its applications. In *Proc. KDD'11*, pages 672–680, 2020.
- [22] Edwige Cyffers and Aurélien Bellet. Privacy amplification by decentralization. *CoRR*, 2012.05326, 2021.
- [23] Wei-Yen Day, Ninghui Li, and Min Lyu. Publishing graph degree distribution with node differential privacy. In *Proc. SIGMOD'16*, pages 123–138, 2016.
- [24] Xiaofeng Ding, Shujun Sheng, Huajian Zhou, Xiaodong Zhang, Zhifeng Bao, Pan Zhou, and Hai Jin. Differentially private triangle counting in large graphs. *IEEE Transactions on Knowledge and Data Engineering (Early Access)*, pages 1–14, 2021.

- [25] Cynthia Dwork and Aaron Roth. *The Algorithmic Foundations of Differential Privacy*. Now Publishers, 2014.
- [26] Talya Eden, Amit Levi, Dana Ron, and C. Seshadhri. Approximately counting triangles in sublinear time. In *Proc. FOCS'15*, pages 614–633, 2015.
- [27] Giulia Fanti, Vasyl Pihur, and Ulfar Erlingsson. Building a RAPPOR with the unknown: Privacy-preserving learning of associations and data dictionaries. *Proceedings on Privacy Enhancing Technologies (PoPETs)*, 2016(3):1–21, 2016.
- [28] Aric A. Hagberg, Daniel A. Schult, and Pieter J. Swart. Exploring network structure, dynamics, and function using networkx. In *Proceedings of the 7th Python in Science Conference (SciPy'08)*, pages 11–15, 2008.
- [29] Michael Hay, Chao Li, Gerome Miklau, and David Jensen. Accurate estimation of the degree distribution of private networks. In *Proc. ICDM'09*, pages 169–178, 2009.
- [30] Jacob Imola, Takao Murakami, and Kamalika Chaudhuri. Locally differentially private analysis of graph statistics. In *Proc. USENIX Security'21*, pages 983–1000, 2021.
- [31] Zach Jorgensen, Ting Yu, and Graham Cormode. Publishing attributed social graphs with formal privacy guarantees. In *Proc. SIGMOD'16*, pages 107–122, 2016.
- [32] Matthew Joseph, Jieming Mao, and Aaron Roth. Exponential separations in local differential privacy. In *Proc. SODA'20*, pages 515–527, 2020.
- [33] Peter Kairouz, Keith Bonawitz, and Daniel Ramage. Discrete distribution estimation under local privacy. In *Proc. ICML'16*, pages 2436–2444, 2016.
- [34] Vishesh Karwa, Sofya Raskhodnikova, Adam Smith, and Grigory Yaroslavtsev. Private analysis of graph structure. *Proceedings of the VLDB Endowment*, 4(11):1146–1157, 2011.
- [35] Shiva Prasad Kasiviswanathan, Kobbi Nissim, Sofya Raskhodnikova, and Adam Smith. Analyzing graphs with node differential privacy. In *Proc. TCC'13*, pages 457–476, 2013.
- [36] Mihail N. Kolountzakis, Gary L. Miller, Richard Peng, and Charalampos E. Tsourakakis. Efficient triangle counting in large graphs via degree-based vertex partitioning. *Internet Mathematics*, 8(1–2):161–185, 2012.
- [37] Ninghui Li, Min Lyu, and Dong Su. *Differential Privacy: From Theory to Practice*. Morgan & Claypool Publishers, 2016.
- [38] Julian McAuley and Jure Leskovec. Learning to discover social circles in ego networks. In *Proc. NIPS'12*, pages 539–547, 2012.
- [39] Chris Morris. The number of data breaches in 2021 has already surpassed last year's total. <https://fortune.com/2021/10/06/data-breach-2021-2020-total-hacks/>, 2021.
- [40] Takao Murakami and Yusuke Kawamoto. Utility-optimized local differential privacy mechanisms for distribution estimation. In *Proc. USENIX Security'19*, pages 1877–1894, 2019.
- [41] M. E. J. Newman. Random graphs with clustering. *Physical Review Letters*, 103(5):058701, 2009.
- [42] Hiep H. Nguyen, Abdessamad Imine, and Michaël Rusinowitch. Network structure release under differential privacy. *Transactions on Data Privacy*, 9(3):215–214, 2016.
- [43] Kobbi Nissim, Sofya Raskhodnikova, and Adam Smith. Smooth sensitivity and sampling in private data analysis. In *Proc. STOC'07*, pages 75–84, 2007.
- [44] Thomas Paul, Antonino Famulari, and Thorsten Strufe. A survey on decentralized online social networks. *Computer Networks*, 75:437–452, 2014.
- [45] Zhan Qin, Yin Yang, Ting Yu, Issa Khalil, Xiaokui Xiao, and Kui Ren. Heavy hitter estimation over set-valued data with local differential privacy. In *Proc. CCS'16*, pages 192–203, 2016.
- [46] Zhan Qin, Ting Yu, Yin Yang, Issa Khalil, Xiaokui Xiao, and Kui Ren. Generating synthetic decentralized social graphs with local differential privacy. In *Proc. CCS'17*, pages 425–438, 2017.
- [47] Sofya Raskhodnikova and Adam Smith. Efficient lipschitz extensions for high-dimensional graph statistics and node private degree distributions. *CoRR*, 1504.07912, 2015.
- [48] Sofya Raskhodnikova and Adam Smith. *Differentially Private Analysis of Graphs*, pages 543–547. Springer, 2016.
- [49] Garry Robins, Pip Pattison, Yuval Kalish, and Dean Lusher. An introduction to exponential random graph (p^*) models for social networks. *Social Networks*, 29(2):173–191, 2007.
- [50] César Sabater, Aurélien Bellet, and Jan Ramon. An accurate, scalable and verifiable protocol for federated differentially private averaging. *CoRR*, 2006.07218, 2021.

- [51] C. Seshadhri, Ali Pinar, and Tamara G. Kolda. Triadic measures on graphs: The power of wedge sampling. In *Proc. SDM'13*, pages 10–18, 2013.
- [52] Shuang Song, Susan Little, Sanjay Mehta, Staal Vinterboy, and Kamalika Chaudhuri. Differentially private continual release of graph statistics. *CoRR*, 1809.02575, 2018.
- [53] Haipai Sun, Xiaokui Xiao, Issa Khalil, Yin Yang, Zhan Qui, Hui (Wendy) Wang, and Ting Yu. Analyzing sub-graph statistics from extended local views with decentralized differential privacy. In *Proc. CCS'19*, pages 703–717, 2019.
- [54] Siddharth Suri and Sergei Vassilvitskii. Counting triangles and the curse of the last reducer. In *Proc. WWW'11*, pages 607–614, 2011.
- [55] Kanat Tangwongsan, A. Pavan, and Srikanta Tirathapura. Parallel triangle counting in massive streaming graphs. In *Proc. CIKM'13*, pages 781–786, 2013.
- [56] Charalampos E. Tsourakakis, U Kang, Gary L. Miller, and Christos Faloutsos. DOULION: Counting triangles in massive graphs with a coin. In *Proc. KDD'09*, pages 837–846, 2009.
- [57] Úlfar Erlingsson, Vasyli Pihur, and Aleksandra Korolova. RAPPOR: Randomized aggregatable privacy-preserving ordinal response. In *Proc. CCS'14*, pages 1054–1067, 2014.
- [58] Tianhao Wang, Jeremiah Blocki, Ninghui Li, and Somesh Jha. Locally differentially private protocols for frequency estimation. In *Proc. USENIX Security'17*, pages 729–745, 2017.
- [59] Yue Wang and Xintao Wu. Preserving differential privacy in degree-correlation based graph generation. *Transactions on Data Privacy*, 6(2), 2013.
- [60] Yue Wang, Xintao Wu, and Leting Wu. Differential privacy preserving spectral graph analysis. In *Proc. PAKDD'13*, pages 329–340, 2013.
- [61] Stanley L. Warner. Randomized response: A survey technique for eliminating evasive answer bias. *Journal of the American Statistical Association*, 60(309):63–69, 1965.
- [62] Bin Wu, Ke Yi, and Zhenguo Li. Counting triangles in large graphs by random sampling. *IEEE Transactions on Knowledge and Data Engineering*, 28(8):2013–2026, 2016.
- [63] Xiaokui Xiao, Gabriel Bender, Michael Hay, and Johannes Gehrke. iReduct: Differential privacy with reduced relative errors. In *Proc. SIGMOD'11*, pages 229–240, 2011.
- [64] Qingqing Ye, Haibo Hu, Man Ho Au, Xiaofeng Meng, and Xiaokui Xiao. Towards locally differentially private generic graph metric estimation. In *Proc. ICDE'20*, pages 1922–1925, 2020.
- [65] Qingqing Ye, Haibo Hu, Man Ho Au, Xiaofeng Meng, and Xiaokui Xiao. LF-GDPR: A framework for estimating graph metrics with local differential privacy. *IEEE Transactions on Knowledge and Data Engineering (Early Access)*, pages 1–16, 2021.
- [66] Hailong Zhang, Sufian Latif, Raef Bassily, and Atanas Rountev. Differentially-private control-flow node coverage for software usage analysis. In *Proc. USENIX Security'20*, pages 1021–1038, 2020.
- [67] Jun Zhang, Graham Cormode, Cecilia M. Procopiuc, Divesh Srivastava, and Xiaokui Xiao. Private release of graph statistics using ladder functions. In *Proc. SIGMOD'15*, pages 731–745, 2015.

A Basic Notations

Table 2 shows the basic notations used in this paper.

B Experiments Using the Barabási-Albert Graph Datasets

In Section 6, we evaluated our algorithms using two real datasets. Below we also evaluate our algorithms using a synthetic graph based on the BA (Barabási-Albert) graph model [11], which has a power-law degree distribution.

In the BA graph model, a graph of n nodes is generated by attaching new nodes one by one. Each node has $m \in \mathbb{Z}_{\geq 0}$ edges, and each edge is connected to an existing node with probability proportional to its degree. We used NetworkX [28], a Python package for complex networks to generate synthetic graphs based on the BA graph model.

We generated a graph $G = (V, E)$ with the same number of nodes as Gplus; i.e., $n = 107614$ nodes. For the number m of edges per node, we set $m = 50, 114$, or 500 . Note that the BA graph with $m = 114$ has almost the the average degree as Gplus. Using these graphs, we evaluated our three algorithms with double clipping. We set parameters in the same as Section 6; i.e., $\alpha = 150$, $\beta = 10^{-6}$, $\epsilon_0 = \frac{\epsilon}{10}$, and $\epsilon_1 = \epsilon_2 = \frac{9\epsilon}{20}$. For each algorithm, we averaged the relative error over 10 runs.

Figure 13 shows the results, where $\epsilon = 1$ and $\mu^* = 10^{-3}$. We observe that ARROneNS_{Δ} significantly outperforms ARRFull_{Δ} and ARRTwoNS_{Δ} when $m = 500$, and that ARROneNS_{Δ} performs almost the same as ARRFull_{Δ} when $m = 50$ or 114 .

To examine the reason for this, we also decomposed the estimation error into two components (the first error by empirical estimation and the second error by the Laplacian noise)

Table 2: Basic notations.	
Symbol	Description
$G = (V, E)$	Graph with n users V and edges E .
v_i	i -th user in V (i.e., $V = \{v_1, \dots, v_n\}$).
d_{\max}	Maximum degree of G .
\mathcal{G}	Set of possible graphs with n users.
$f_{\Delta}(G)$	Triangle count in G .
$\mathbf{A} = (a_{i,j})$	Adjacency matrix.
\mathbf{a}_i	Neighbor list of v_i (i.e., i -th row of \mathbf{A}).
\mathcal{R}_i	Local randomizer of v_i .
M_i	Message sent from the server to user v_i .
μ	Parameter in the ARR.
μ^*	$= \mu, \mu^2, \mu^3$ in ARRFull_{Δ} , ARROneNS_{Δ} , and ARRTwoNS_{Δ} , respectively.
\tilde{d}_i	Noisy degree of user v_i .
κ_i	Clipping threshold of user v_i .
ϵ_0	Privacy budget for edge clipping.
ϵ_1	Privacy budget for the ARR.
ϵ_2	Privacy budget for the Laplacian noise.
ϵ	Total privacy budget.

Table 3: #4-cycles C_4 in each graph dataset.

	$m = 50$	$m = 114$	$m = 500$	Gplus
C_4	8.8×10^8	1.7×10^{10}	3.1×10^{12}	2.8×10^{12}

in the same way as Figure 11. Figure 14 shows the results. We also show in Table 3 the number C_4 of 4-cycles in each BA graph ($m = 50, 114$, or 500) and Gplus.

From Figure 14 and Table 3, we can explain Figure 13 as follows. The BA graphs with $m = 50$ and 114 have a much smaller number C_4 of 4-cycles than Gplus, as shown in Table 3. Consequently, the Laplacian noise is relatively large and dominant for these two graphs, as shown in Figure 14. In particular, the Laplacian noise is the largest in ARRTwoNS_{Δ} because it cannot effectively reduce the global sensitivity by double clipping, as explained in Section 5. In contrast, the BA graph with $m = 500$ has a larger number C_4 of 4-cycles than Gplus, hence the Laplacian noise is not dominant (except for ARRTwoNS_{Δ}). This explains the results in Figure 13.

These results show that ARROneNS_{Δ} outperforms ARRFull_{Δ} especially when the number C_4 of 4-cycles is large. As we have shown in Section 6 and Appendix B, C_4 is large in a large graph (e.g., $n \approx 10^6$) or dense graph (e.g., Gplus, BA graph with $m = 500$).

C Edge Clipping and Noisy Triangle Clipping

In Section 6, we showed that our double clipping significantly reduces the estimation error. To investigate the effect of edge clipping and noisy triangle clipping independently, we also performed the following ablation study.

We evaluated our three algorithms with only edge clipping;

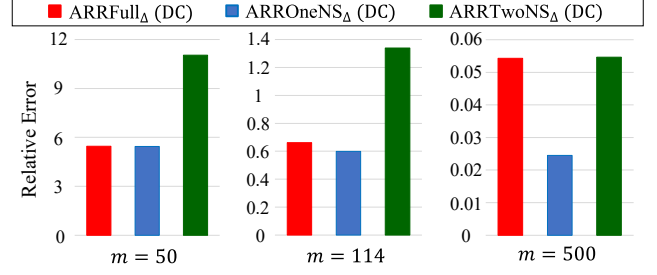


Figure 13: Relative error of our three algorithms with double clipping in the BA graphs ($n = 107614$, $\epsilon = 1$, $\mu^* = 10^{-3}$).

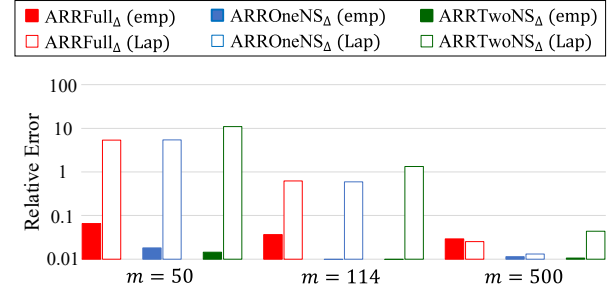


Figure 14: Relative error of empirical estimation and the Laplacian noise in our three algorithms with double clipping in the BA graphs ($n = 107614$, $\epsilon = 1$, $\mu^* = 10^{-3}$).

i.e., each user calculates a noisy degree \tilde{d}_i (possibly with edge clipping) and then adds $\text{Lap}(\frac{\tilde{d}_i}{\epsilon_2})$ to her noisy triangle count. Then we compared them with our algorithms with double clipping and without clipping.

Figure 15 shows the results, where $\epsilon = 1$, $\mu^* = 10^{-6}$ or 10^{-3} , and “EC” represents our algorithms with only edge clipping. We observe that “EC” outperforms “ d_{\max} ” (w/o clipping) and is outperformed by “DC” (double clipping). The difference between “EC” and “DC” is significant especially when $\mu^* = 10^{-6}$ (“DC” is smaller than $\frac{1}{100}$ of “EC”). This is because our noisy triangle clipping reduces the global sensitivity by using a small value of μ^* . From Figure 15, we conclude that each component (i.e., edge clipping, noisy triangle clipping) is essential in our double clipping.

D Comparison with One-Round Algorithms

Below we show that one-round triangle counting algorithms suffer from a prohibitively large estimation error.

First, we note that all of the existing one-round triangle counting algorithms in [30, 64, 65] are inefficient and *cannot be directly applied to a large-scale graph* such as Gplus and IMDB in Section 6. Specifically, in their algorithms, each user v_i applies Warner’s RR to each bit of her neighbor list \mathbf{a}_i and sends the noisy neighbor list to the server. Then the server counts the number of noisy triangles each of which has three noisy edges, and estimates $f_{\Delta}(G)$ based on the noisy triangle count. Thus, the time complexity of the existing one-round algorithms

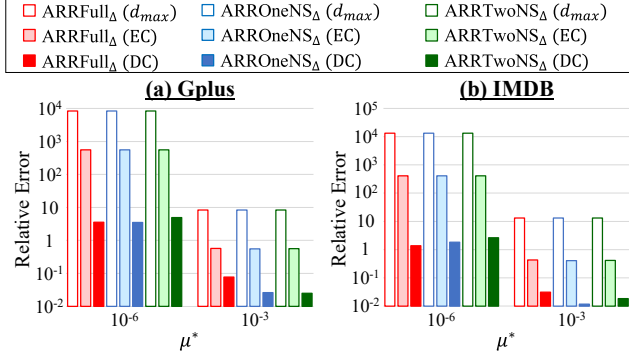


Figure 15: Relative error of our three algorithms without clipping (“ d_{max} ”), with only edge clipping (“EC”), and double clipping (“DC”) when $\epsilon = 1$ and $\mu^* = 10^{-6}$ or 10^{-3} ($n = 107614$ in Gplus, $n = 896308$ in IMDB).

[30, 64, 65] is $O(n^3)$ because the noisy graph G' in the server is dense and there are $O(n^3)$ noisy triangles in G' . It is also reported in [30] that when $n = 10^6$, the one-round algorithms would require about 35 years even using a supercomputer, due to the enormous number of noisy triangles.

Therefore, we evaluated the existing one-round algorithms by taking the following two steps. First, we evaluate all the existing algorithms in [30, 64, 65] using small graph datasets ($n = 10000$), and show that the algorithm in [30] achieves the lowest estimation error. Second, we improve the time complexity of the algorithm in [30] using the ARR (i.e., edge sampling after Warner’s RR), and compare it with our two-rounds algorithms using large graph datasets in Section 6.

Small Datasets. We first evaluated the existing algorithms in [30, 64, 65] using small datasets. For both Gplus and IMDB in Section 6, we first randomly selected $n = 10000$ users from all users, and extracted a graph with n users. Then we evaluated the relative error of the following three algorithms: (i) RR (biased) [30, 64] (ii) RR (bias-reduced) [65], and (iii) RR (unbiased) [30]. All of them provide ϵ -edge LDP.

RR (biased) simply uses the number of noisy triangles in the noisy graph G' obtained by Warner’s RR as an estimate of $f_\Delta(G)$. Clearly, it suffers from a very large bias (as G' is dense). RR (bias-reduced) reduces this bias by using a noisy degree sent by each user. However, it introduces some approximation to estimate $f_\Delta(G)$, and consequently it is not clear whether the estimate is unbiased. We used the mean of the noisy degrees as a representative degree to obtain the optimal privacy budget allocation (see [65] for details). RR (unbiased) calculates an unbiased estimate of $f_\Delta(G)$ via empirical estimation. It is proved that the estimate is unbiased [30].

In all of the three algorithms, each user v_i obfuscates bits for smaller user IDs in her neighbor list \mathbf{a}_i (i.e., the lower triangular part of \mathbf{A}) to avoid the doubling issue in Section 3.2. We averaged the relative error over 10 runs.

Figure 16 shows the results. RR (bias-reduced) significantly outperforms RR (biased), and is significantly outperformed

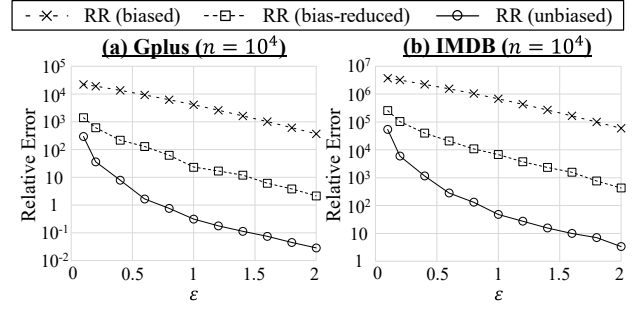


Figure 16: Relative error of one-round algorithms for small datasets ($n = 10000$).

by RR (unbiased). We believe that this is caused by the fact that RR (bias-reduced) introduces some approximation and does not calculate an unbiased estimate of $f_\Delta(G)$.

Large Datasets. Based on Figure 16, we improve the time complexity of RR (unbiased) using the ARR and compare it with our two-rounds algorithms in large datasets.

Specifically, RR (unbiased) counts *triangles*, *2-edges* (three nodes with two edges), *1-edges* (three nodes with one edge), and *no-edges* (three nodes with no edges) in G' obtained by Warner’s RR. Let $m_3, m_2, m_1, m_0 \in \mathbb{Z}_{\geq 0}$ be the numbers of triangles, 2-edges, 1-edges, and no-edges, respectively, after applying Warner’s RR. RR (unbiased) calculates an unbiased estimate of $f_\Delta(G)$ from these four values. Thus, we improve RR (unbiased) by using the ARR, which samples each edge with probability p_2 after Warner’s RR, and then calculating unbiased estimates of m_3, m_2, m_1 , and m_0 .

Let $\hat{m}_3, \hat{m}_2, \hat{m}_1, \hat{m}_0 \in \mathbb{R}$ be the unbiased estimates of m_3, m_2, m_1 , and m_0 , respectively. Let $m_3^*, m_2^*, m_1^*, m_0^* \in \mathbb{Z}_{\geq 0}$ be the number of triangles, 2-edges, 1-edges, no-edges, respectively, after applying the ARR. Since the ARR samples each edge with probability p_2 , we obtain:

$$\begin{aligned} m_3^* &= p_2^3 \hat{m}_3 \\ m_2^* &= 3p_2^2(1 - p_2)\hat{m}_3 + p_2^2 \hat{m}_2 \\ m_1^* &= 3p_2(1 - p_2)^2 \hat{m}_3 + 2p_2(1 - p_2)\hat{m}_2 + p_2 \hat{m}_1. \end{aligned}$$

By these equations, we obtain:

$$\hat{m}_3 = \frac{m_3^*}{p_2^3} \quad (15)$$

$$\hat{m}_2 = \frac{m_2^*}{p_2^2} - 3(1 - p_2)\hat{m}_3 \quad (16)$$

$$\hat{m}_1 = \frac{m_1^*}{p_2} - 3(1 - p_2)^2 \hat{m}_3 - 2(1 - p_2)\hat{m}_2 \quad (17)$$

$$\hat{m}_0 = \frac{n(n-1)(n-2)}{6} - \hat{m}_3 - \hat{m}_2 - \hat{m}_1. \quad (18)$$

Therefore, after applying the ARR to the lower triangular part of \mathbf{A} , the server counts m_3^*, m_2^*, m_1^* , and m_0^* in G' , and then calculates the unbiased estimates $\hat{m}_3, \hat{m}_2, \hat{m}_1$, and \hat{m}_0 by (15), (16), (17), and (18), respectively. Finally, the server estimates $f_\Delta(G)$ from $\hat{m}_3, \hat{m}_2, \hat{m}_1$, and \hat{m}_0 in the same way as

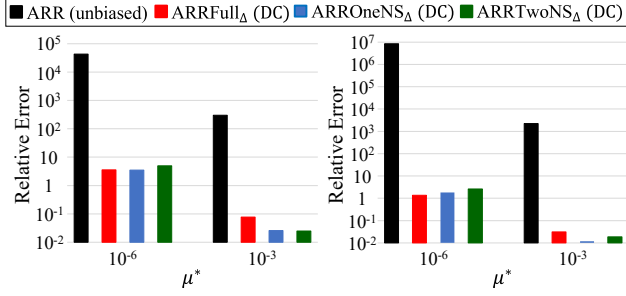


Figure 17: Relative error of the one-round algorithm ARR (unbiased) and our three two-round algorithms with double clipping for large datasets ($n = 107614$ in Gplus, $n = 896308$ in IMDB).

RR (unbiased). We denote this algorithm by ARR (unbiased). The time complexity of ARR (unbiased) is $O(\mu^3 n^3)$, where μ is the ARR parameter.

We compared ARR (unbiased) with our three algorithms with double clipping using Gplus ($n = 107614$) and IMDB ($n = 896308$). For the sampling probability p_2 , we set $p_2 = 10^{-3}$ or 10^{-6} . We averaged the relative error over 10 runs.

Figure 17 shows the results, where we set $\mu^* = 10^{-6}$ or 10^{-3} . In ARR (unbiased), we used μ^* as the ARR parameter μ . Thus, we can see *how much the relative error is reduced by introducing an additional round with ARFull $_{\Delta}$* . Figure 17 shows that the relative error of ARR (unbiased) is prohibitively large; i.e., relative error $\gg 1$. This is because three edges are noisy in any noisy triangle and edge sampling is introduced to reduce the time complexity (recall that the one-round algorithms without sampling would require about 35 years when $n = 10^6$ [30]). The relative error is significantly reduced by introducing an additional round because only one edge is noisy in each noisy triangle at the second round.

In summary, one-round algorithms are far from acceptable in terms of the estimation error for large graphs, and two-round algorithms such as ours are necessary.

E Clustering Coefficient

Here we evaluate the estimation error of the clustering coefficient using our algorithms.

We first estimated a triangle count by using our AROneNS $_{\Delta}$ with double clipping ($\epsilon_0 = \frac{\epsilon}{10}$ and $\epsilon_1 = \epsilon_2 = \frac{9\epsilon}{20}$) because it provides the best performance in Figures 7, 8, and 10. Then we estimated a 2-star count by using the one-round 2-star algorithm in [30] with the edge clipping in Section 5.

Specifically, we calculated a noisy degree \hat{d}_i of each user v_i (possibly with edge clipping) by using the edge clipping with the privacy budget ϵ_0 . Then we calculated the number $r_i \in \mathbb{Z}_{\geq 0}$ of 2-stars of which user v_i is a center, and added $\text{Lap}(\frac{\Delta}{\epsilon_1})$ to r_i , where $\Delta = (\frac{\hat{d}_i}{2})$. Let $\hat{r}_i = r_i + \text{Lap}(\frac{\Delta}{\epsilon_1})$ be the noisy 2-star of v_i . Finally, we calculate the sum $\sum_{i=1}^n \hat{r}_i$ as an

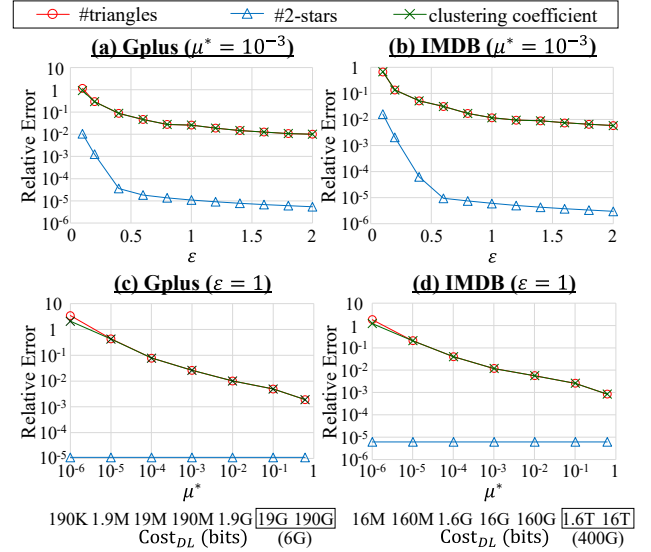


Figure 18: Relative errors of #triangles, #2-stars, and the clustering coefficient in AROneNS $_{\Delta}$ with double clipping. Cost_{DL} is calculated by (10) (when $\mu^* \geq 0.1$, Cost_{DL} can be 6 Gbits and 400 Gbits in Gplus and IMDB, respectively).

estimate of the 2-star count. This 2-star algorithm provides $(\epsilon_0 + \epsilon_1)$ -edge privacy (see [30] for details). For the privacy budgets ϵ_0 and ϵ_1 , we set $\epsilon_0 = \frac{\epsilon}{10}$ and $\epsilon_1 = \frac{9\epsilon}{10}$.

Based on the triangle and 2-star counts, we estimated the clustering coefficient as $\frac{3 \times \hat{f}_{\Delta}(G)}{\hat{f}_{2\star}(G)}$, where $\hat{f}_{\Delta}(G)$ (resp. $\hat{f}_{2\star}(G)$) is the estimate of the triangle (resp. 2-star) count.

Figure 18 shows the relative errors of the triangle count, 2-star count, and clustering coefficient. Note that the relative error of the 2-star count is not changed by changing μ^* because the 2-star algorithm does not use the ARR. Figure 18 shows that the relative error of the 2-star count is much smaller than that of the triangle count. This is because each user can count her 2-stars locally (whereas she cannot count her triangles), as described in Section 1. Consequently, the relative error of the clustering coefficient is almost the same as that of the triangle count, as the denominator $\hat{f}_{2\star}(G)$ in the clustering coefficient is very accurate.

Note that the clustering coefficient requires the privacy budgets for calculating both $\hat{f}_{\Delta}(G)$ and $\hat{f}_{2\star}(G)$ (in Figure 18, 2ϵ in total). However, we can accurately calculate $\hat{f}_{2\star}(G)$ with a very small privacy budget, as shown in Figure 18. Thus, we can accurately estimate the clustering coefficient with almost the same privacy budget as the triangle count by assigning a very small privacy budget (e.g., $\epsilon = 0.1$ or 0.2) for $\hat{f}_{2\star}(G)$.

In summary, we can accurately estimate the clustering coefficient as well as the triangle count under edge LDP by using our AROneNS $_{\Delta}$ with double clipping.

F Proof of Proposition 2

Let $\mathcal{R}_i(\mathbf{a}_i) = (\mathcal{R}_i^1(\mathbf{a}_i), \mathcal{R}_i^2(M_i)(\mathbf{a}_i))$ be the randomizer used by user v_i in the composition. To establish that $\mathcal{R}_i(\mathbf{a}_i)$ satisfies ϵ -edge LDP for every $v_i \in V$, we will prove that (1) holds for $\mathcal{R}_i(\mathbf{a}_i)$. To do this, first write

$$\begin{aligned} \Pr[(\mathcal{R}_i^1(\mathbf{a}_i), \mathcal{R}_i^2(M_i)(\mathbf{a}_i)) = (r_i^1, r_i^2)] &= \\ \Pr[\mathcal{R}_i^1(\mathbf{a}_i) = r_i^1] \Pr[\mathcal{R}_i^2(M_i)(\mathbf{a}_i) = r_i^2 | \mathcal{R}_i^1(\mathbf{a}_i) = r_i^1] &= \\ \Pr[\mathcal{R}_i^1(\mathbf{a}_i) = r_i^1] \Pr[\mathcal{R}_i^2(M_i)(\mathbf{a}_i) = r_i^2 | M_i = \lambda_i(r_i^1)], \end{aligned}$$

where the last equality follows because $M_i = \lambda_i(\mathcal{R}_i^1(\mathbf{a}_i))$ for a post-processing algorithm λ_i . Notice that the same equalities are true when we replace \mathbf{a}_i with \mathbf{a}_i' . Because \mathcal{R}_i^1 and $\mathcal{R}_i^2(M_i)$ (for any M_i) satisfy ϵ_1, ϵ_2 -edge LDP, respectively, we have

$$\begin{aligned} \Pr[\mathcal{R}_i^1(\mathbf{a}_i) = r_i^1] \Pr[\mathcal{R}_i^2(M_i)(\mathbf{a}_i) = r_i^2 | M_i = \lambda_i(r_i^1)] &= \\ \leq e^{\epsilon_1} \Pr[\mathcal{R}_i^1(\mathbf{a}_i') = r_i^1] e^{\epsilon_2} \Pr[\mathcal{R}_i^2(M_i)(\mathbf{a}_i') = r_i^2 | M_i = \lambda_i(r_i^1)] &= \\ = e^{\epsilon_1 + \epsilon_2} \Pr[(\mathcal{R}_i^1(\mathbf{a}_i'), \mathcal{R}_i^2(M_i)(\mathbf{a}_i')) = (r_i^1, r_i^2)]. \end{aligned}$$

This establishes the result. \square

G Proof of Statements in Section 4

G.1 Proof of Theorem 1

Let $\mathbf{a}_i, \mathbf{a}_i' \in \{0, 1\}^n$ be two neighbor lists that differ in one bit. Let t_i', s_i' , and w_i' be respectively the values of t_i (line 11 of Algorithm 1), s_i (line 12), and w_i (line 13) when the neighbor list of user v_i is \mathbf{a}_i' . Let $\Delta w_i = |w_i' - w_i|$. Then we have $t_i' - t_i \in [0, d_{\max}]$ and $s_i' - s_i \in [0, d_{\max}]$, hence $\Delta w_i = |(t_i' - t_i) - \mu^* \rho (s_i' - s_i)| \leq d_{\max}$.

Since we add $\text{Lap}\left(\frac{d_{\max}}{\epsilon_2}\right)$ to w_i , the second round provides ϵ_2 -edge LDP. The first round uses $\text{ARR}_{\epsilon_1, \mu}$ and provides ϵ_1 -edge LDP. Thus, by sequential composition (Proposition 2), Algorithm 1 provides $(\epsilon_1 + \epsilon_2)$ -edge LDP in total. It also provides $(\epsilon_1 + \epsilon_2)$ -relationship DP because it uses only the lower-triangular part of \mathbf{A} (Proposition 1). \square

G.2 Proof of Theorem 2

Unbiased Estimators. First, we will show that $\hat{f}_\Delta(G)$ satisfies $\mathbb{E}[\hat{f}_\Delta(G)] = f_\Delta(G)$ for all $G \in \mathcal{G}$, in ARRFull_Δ , ARROneNS_Δ , ARRTwoNS_Δ . Regardless of algorithm, we have

$$\begin{aligned} \mathbb{E}[\hat{f}_\Delta(G)] &= \frac{1}{\mu^*(1-\rho)} \sum_{i=1}^n \mathbb{E}[w_i] \\ &= \frac{1}{\mu^*(1-\rho)} \sum_{i=1}^n \mathbb{E}[t_i - \mu^* \rho s_i] \\ &= \frac{1}{\mu^*(1-\rho)} \sum_{i=1}^n \sum_{1 \leq j < k < i \leq n} \mathbb{E}[\mathbf{1}_{(v_j, v_k) \in M_i} - \mu^* \rho], \end{aligned} \quad (19)$$

where $\rho = e^{-\epsilon_1}$, and the quantities μ^*, t_i, s_i are defined in Algorithm 1. Given that $a_{i,j} = a_{i,k} = 1$, we have that $\Pr[(v_i, v_j) \in E'] = \Pr[(v_i, v_k) \in E'] = \mu$ by definition of ARR. Furthermore, $\Pr[(v_j, v_k) \in E'] = \mu$ if $a_{j,k} = 1$, and $\Pr[(v_j, v_k) \in E'] = \mu\rho$ otherwise. Examining (7), (8), and (9), we have

$$\Pr[(v_j, v_k) \in M_i] = \begin{cases} \mu^* & a_{j,k} = 1 \\ \mu^* \rho & a_{j,k} = 0 \end{cases}$$

for all the three algorithms (note that $\mu^* = \mu, \mu^2$, and μ^3 in ARRFull_Δ , ARROneNS_Δ , ARRTwoNS_Δ , respectively). Thus, $\mathbb{E}[\mathbf{1}_{(v_j, v_k) \in M_i}] = \mu^*(\rho + (1-\rho)a_{j,k})$ ($= \mu^*$ if $a_{i,j} = 1$ and $\mu^* \rho$ if $a_{i,j} = 0$). Plugging into (19), we have

$$\begin{aligned} \mathbb{E}[\hat{f}_\Delta(G)] &= \frac{1}{\mu^*(1-\rho)} \sum_{i=1}^n \sum_{1 \leq j < k < i \leq n} \mu^*(\rho + (1-\rho)a_{j,k}) - \mu^* \rho \\ &= \frac{1}{\mu^*(1-\rho)} \sum_{i=1}^n \sum_{1 \leq j < k < i \leq n} \mu^*(1-\rho)a_{j,k} \\ &= \sum_{i=1}^n \sum_{1 \leq j < k < i \leq n} a_{j,k} \\ &= f_\Delta(G). \end{aligned}$$

Thus, $\hat{f}_\Delta(G)$ is unbiased. \square

l_2 Loss of Estimators. Using bias-variance decomposition, we have for any graph G ,

$$\begin{aligned} l_2^2(f_\Delta(G), \hat{f}_\Delta(G)) &= \mathbb{E}[(\hat{f}_\Delta(G) - f_\Delta(G))^2] \\ &= \mathbb{E}[(f_\Delta(G) - \mathbb{E}[\hat{f}_\Delta(G)])^2] + \mathbb{V}[\hat{f}_\Delta(G)] \\ &= \mathbb{V}[\hat{f}_\Delta(G)], \end{aligned}$$

where the last step follows because \hat{f} is unbiased. Since $\hat{f}_\Delta(G) = \frac{1}{\mu^*(1-\rho)} \sum_{i=1}^n \hat{w}_i$, we have

$$\begin{aligned} \mathbb{V}[\hat{f}_\Delta(G)] &= \frac{1}{(\mu^*)^2(1-\rho)^2} \mathbb{V}\left[\sum_{i=1}^n \hat{w}_i\right] \\ &= \frac{1}{(\mu^*)^2(1-\rho)^2} \mathbb{V}\left[\sum_{i=1}^n w_i + \text{Lap}\left(\frac{d_{\max}}{\epsilon_2}\right)\right] \\ &= \frac{1}{(\mu^*)^2(1-\rho)^2} \left(\mathbb{V}\left[\sum_{i=1}^n w_i\right] + n \mathbb{V}\left[\text{Lap}\left(\frac{d_{\max}}{\epsilon_2}\right)\right] \right) \\ &= \frac{1}{(\mu^*)^2(1-\rho)^2} \left(\mathbb{V}\left[\sum_{i=1}^n w_i\right] + 2n \frac{d_{\max}^2}{\epsilon_2^2} \right), \end{aligned} \quad (20)$$

where the fourth line follows from independence of the added of Laplace noise. Now, we will prove bounds on $\mathbb{V}[\sum_{i=1}^n w_i]$

for ARRFull_Δ , ARROneNS_Δ , and ARRTwoNS_Δ . In the following, we let $S_k(G)$ be the number of k -stars in G and $C_4(G)$ be the number of 4-cycles in G .

Bounding the Variance in ARRFull_Δ . In ARRFull_Δ , M_i is defined by (7). Thus we have

$$\begin{aligned} \sum_{i=1}^n w_i &= \sum_{i=1}^n \sum_{\substack{1 \leq j < k < i \leq n \\ a_{i,j}=1, a_{i,k}=1}} \mathbf{1}_{(v_j, v_k) \in M_i} \\ &= \sum_{1 \leq j < k \leq n} \sum_{k < i \leq n} a_{i,j} a_{i,k} \mathbf{1}_{(v_j, v_k) \in E'} \\ &= \sum_{1 \leq j < k \leq n} \mathbf{1}_{(v_j, v_k) \in E'} \sum_{k < i \leq n} a_{i,j} a_{i,k} \end{aligned}$$

For $j < k$, we introduce the constant $c_{jk} = \sum_{k < i \leq n} a_{i,j} a_{i,k}$. Notice that for any choice of j and k , $\mathbf{1}_{(v_j, v_k) \in E'}$ for $1 \leq j \leq k$ are mutually independent, because all edges in E' are mutually independent. Furthermore, the indicator $\mathbf{1}_{(v_j, v_k) \in E'}$ is a Bernoulli random variable with parameter either μ or $\mu\rho$, and in either case, $\mathbb{V}[\mathbf{1}_{(v_j, v_k) \in E'}] \leq \mu$. We have

$$\begin{aligned} \mathbb{V}\left[\sum_{i=1}^n w_i\right] &= \mathbb{V}\left[\sum_{1 \leq j < k \leq n} \mathbf{1}_{(v_j, v_k) \in E'} c_{jk}\right] \\ &= \sum_{1 \leq j < k \leq n} \mathbb{V}[\mathbf{1}_{(v_j, v_k) \in E'} c_{jk}] \\ &= \sum_{1 \leq j < k \leq n} \mu c_{jk}^2. \end{aligned}$$

By Lemma 1 (which is shown at the end of Appendix G.2), we have $\sum_{1 \leq j < k \leq n} c_{jk}^2 \leq 2C_4(G) + S_2(G)$. Plugging into (20) (and substituting $\mu^* = \mu$), we obtain

$$\mathbb{V}[\hat{f}_\Delta(G)] = \frac{1}{(1-\rho)^2} \left(\frac{1}{\mu} (2C_4(G) + S_2(G)) + 2n \frac{d_{\max}^2}{\mu^2 \varepsilon_2^2} \right).$$

This establishes the result. \square

Bounding the Variance in ARROneNS_Δ . In ARROneNS_Δ , for a fixed $v_i \in V$, we have $(v_j, v_k) \in M_i$ if and only if $j < k < i$, $(v_j, v_k) \in E'$, and $(v_i, v_k) \in E'$ from (8). Thus,

$$\begin{aligned} \sum_{i=1}^n w_i &= \sum_{i=1}^n \sum_{\substack{1 \leq j < k < i \leq n \\ a_{i,j}=1, a_{i,k}=1}} \mathbf{1}_{(v_j, v_k) \in M_i} \\ &= \sum_{1 \leq j < k < i \leq n} \mathbf{1}_{(v_j, v_k) \in E'} a_{i,j} a_{i,k} \mathbf{1}_{(v_i, v_k) \in E'} \end{aligned}$$

Define the random variable $F_{ijk} = \mathbf{1}_{(v_j, v_k) \in E'} \mathbf{1}_{(v_i, v_k) \in E'}$. Substituting, we have

$$\begin{aligned} \sum_{i=1}^n w_i &= \sum_{1 \leq j < k < i \leq n} a_{i,j} a_{i,k} F_{ijk} \\ \mathbb{V}\left[\sum_{i=1}^n w_i\right] &= \sum_{\substack{1 \leq j < k < i \leq n \\ 1 \leq j' < k' < i' \leq n}} a_{i,j} a_{i,k} a_{i',j'} a_{i',k'} \text{Cov}(F_{ijk}, F_{i'j'k'}). \end{aligned}$$

The set $\{i, i', j, j', k, k'\}$ when $j < k < i$ and $j' < k' < i'$ can take between three and six distinct values. If $\{i, i', j, j', k, k'\}$ takes five or more distinct values, then F_{ijk} and $F_{i'j'k'}$ involve distinct edges and are independent random variables. Thus, $\text{Cov}(F_{ijk}, F_{i'j'k'}) = 0$. Otherwise, the events are not independent, and we will use the upper bound $\text{Cov}(F_{ijk}, F_{i'j'k'}) \leq \mathbb{E}[F_{ijk} F_{i'j'k'}] = \Pr[F_{ijk} = F_{i'j'k'} = 1]$, which holds because the F_{ijk} have domain $\{0, 1\}$. Thus,

$$\begin{aligned} \mathbb{V}\left[\sum_{i=1}^n w_i\right] &\leq \sum_{\substack{1 \leq j < k < i \leq n \\ 1 \leq j' < k' < i' \leq n \\ |\{i, j, k, i', j', k'\}| = 3 \text{ or } 4}} a_{i,j} a_{i,k} a_{i',j'} a_{i',k'} \Pr[F_{ijk} = F_{i'j'k'} = 1]. \end{aligned}$$

Define a choice of $(i, j, k, i', j', k') \in [n]^6$ to be a *valid* choice if $j < k < i$, $j' < k' < i'$ (ordering requirement), $a_{i,k} = a_{i,j} = a_{i',j'} = a_{i',k'} = 1$ (edge requirement), and $3 \leq |\{i, i', j, j', k, k'\}| \leq 4$ (size requirement). We can write the above sum as

$$\mathbb{V}\left[\sum_{i=1}^n w_i\right] \leq \sum_{i, i', j, j', k, k' \text{ valid}} \Pr[F_{ijk} = F_{i'j'k'} = 1].$$

In the above sum, each valid choice implies there exists a subgraph of G that associates each of $\{v_i, v_{i'}, v_j, v_{j'}, v_k, v_{k'}\}$ with one node in the subgraph and contains edges $(v_i, v_j), (v_i, v_k), (v_{i'}, v_{j'}), (v_{i'}, v_{k'})$. Conversely, each subgraph of G of three or four nodes can have a certain number of valid choices mapped to it. For each subgraph, we now go over the number of possible valid choices that can map to it:

1. 4-cycle: By ordering, either i or i' is mapped to the node of the 4-cycle with maximal index. WLOG, suppose i is mapped to this node. By edge requirements, i' has index equal to the opposite node in the 4-cycle. By ordering, there is now one way to map j, j', k, k' . Thus, each 4-cycle can be associated with **2** valid choices.
2. 3-path: Consider the middle node v_ℓ in the 3-path (path graph on 4 nodes) which has the second largest index. By ordering, either $i = \ell$ or $i' = \ell$. WLOG, suppose $i = \ell$. Then, by the edge requirement $a_{i',j'} = a_{i',k'} = 1$, the middle node other than v_ℓ is i' . However, this means either $i = j'$ or $i = k'$, and we have $j' > i'$ or $k' > i'$. This violates the order requirement, hence there are **0** valid choices.
3. 3-star: By edge requirement, both i, i' map to the central node in the 3-star. j, j', k, k' can map to the other three nodes in any way that satisfies ordering. Suppose the three nodes are v_a, v_b, v_c with $a < b < c$. Only one of the three nodes can be duplicated in this mapping. For example, if a is duplicated, then both j and j' map to

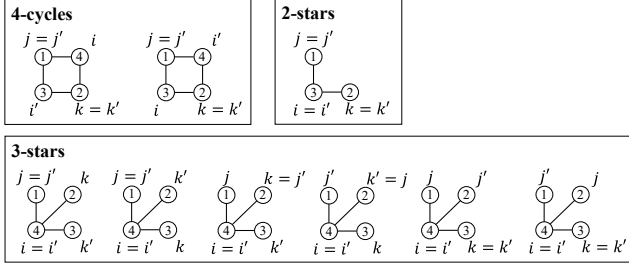


Figure 19: Examples of two 4-cycles, six 3-stars, and one 2-stars.

v_a , and there are two remaining choices for how to map k and k' . Thus, each S_3 can be associated with **6** valid choices.

4. Triangle: Either i or i' maps to the maximal node in the triangle by ordering. WLOG, suppose i does. By the edge requirement, i' maps to a different node. However, this means $i = k'$ or $i = j'$, so $k' > i'$, contradicting ordering. Thus, there are **0** valid choices.
5. 2-star: By edge requirements, both i and i' map to the central node in the 2-star. We then have just one mapping for the remaining indices. Thus, there is **1** valid choice.

Figure 19 shows an example of two 4-cycles, six 3-stars, and one 2-stars. We can see that the other possible subgraphs on 3 or 4 nodes are immediately ruled out because they have too many or too few edges, violating edge requirements.

In the following, let $P(i, j, k)$ be the event that $F_{ijk} = F_{i'j'k'} = 1$. Observing Figure 4, we can see that in both possible ways in which a valid choice maps to a 4-cycle, then $P(i, j, k)$ holds when at least 3 edges in E' are present. Each edge in E' is independent, and is present with probability at most μ . Thus, $\Pr[P(i, j, k)] \leq \mu^3$. Next, if a valid choice maps to a 3-star, then $P(i, j, k)$ implies at least 3 edges in E' are present. Thus, $\Pr[P(i, j, k) = 1] \leq \mu^3$. Finally, if a valid choice maps to a 2-star, then $P(i, j, k) = 1$ if and only if 2 edges in E' are present. Thus, $\Pr[P(i, j, k) = 1] \leq \mu^2$.

Putting this together,

$$\mathbb{V}\left[\sum_{i=1}^n w_i\right] \leq 2C_4(G)\mu^3 + 6S_3(G)\mu^3 + S_2(G)\mu^2.$$

Plugging into (20), we get

$$\begin{aligned} \mathbb{V}[\hat{f}_\Delta(G)] &\leq \frac{1}{(1-\rho)^2} \left(\frac{1}{\mu} (2C_4(G) + 6S_3(G)) + \frac{1}{\mu^2} S_2(G) + 2n \frac{d_{\max}^2}{\mu^4 \epsilon_2^2} \right). \end{aligned}$$

This establishes the result. \square

Bounding the Variance in ARRTwoNS $_\Delta$. In ARRTwoNS $_\Delta$, for a fixed $v_i \in V$, we have $(v_j, v_k) \in M_i$ if and only if $j < k < i$,

$(v_j, v_k) \in E'$, $(v_i, v_k) \in E'$, and $(v_i, v_j) \in E'$ from (9). Thus,

$$\begin{aligned} \sum_{i=1}^n w_i &= \sum_{i=1}^n \sum_{\substack{1 \leq j < k < i \leq n \\ a_{i,j}=1, a_{i,k}=1}} \mathbf{1}_{(v_j, v_k) \in M_i} \\ &= \sum_{1 \leq j < k < i \leq n} a_{i,j} a_{i,k} \mathbf{1}_{(v_j, v_k) \in E'} \mathbf{1}_{(v_i, v_k) \in E'} \mathbf{1}_{(v_i, v_j) \in E'}. \end{aligned}$$

Define the random variable $F_{ijk} = \mathbf{1}_{(v_j, v_k) \in E'} \mathbf{1}_{(v_i, v_k) \in E'} \mathbf{1}_{(v_i, v_j) \in E'}$. Following the same steps as those in the proof of ARRTwoNS $_\Delta$, we have

$$\begin{aligned} \mathbb{V}\left[\sum_{i=1}^n w_i\right] &= \sum_{\substack{1 \leq j < k < i \leq n \\ 1 \leq j' < k' < i' \leq n}} a_{i,j} a_{i,k} a_{i',j'} a_{i',k'} \text{Cov}(F_{ijk}, F_{i'j'k'}) \\ &\leq \sum_{i, i', j, j', k, k' \text{ valid}} \Pr[F_{ijk} = F_{i'j'k'} = 1]. \end{aligned}$$

As we showed in the proof for ARRTwoNS $_\Delta$, each 4-cycle of G has at most 2 valid choices mapped to it, each 3-star of G has at most 6 valid choices mapped to it, and each 2-star of G has at most one valid choice mapped to it.

In the following, let $P(i, j, k)$ be the event that $F_{ijk} = F_{i'j'k'} = 1$. Observing Figure 4, we can see that for each possible mapping of a valid choice to a 4-cycle, five edges must be present in G' in order for $P(i, j, k) = 1$. Thus, $\Pr[P(i, j, k) = 1] \leq \mu^5$. For each possible mapping of a valid choice to a 3-star, five edges must be present in G' in order for $P(i, j, k) = 1$. Thus, $\Pr[P(i, j, k) = 1] \leq \mu^5$. For each possible mapping of a valid choice to a 2-star, three edges must be present in G' in order for $P(i, j, k) = 1$. Thus, $\Pr[P(i, j, k) = 1] \leq \mu^3$.

Plugging into (20), we get

$$\begin{aligned} \mathbb{V}[\hat{f}_\Delta(G)] &\leq \frac{1}{(1-\rho)^2} \left(\frac{1}{\mu} (2C_4(G) + 6S_3(G)) + \frac{1}{\mu^3} S_2(G) + 2n \frac{d_{\max}^2}{\mu^6 \epsilon_2^2} \right). \end{aligned}$$

This establishes the result. \square

Lemma 1. Let $c_{ij} = \sum_{l < i \leq n} a_{l,i} a_{l,j}$. Then,

$$\sum_{i,j=1, i < j}^n c_{ij}^2 \leq 2C_4(G) + S_2(G).$$

Proof.

$$\begin{aligned} \sum_{i,j=1, i < j}^n c_{ij}^2 &= \sum_{i,j=1, i < j}^n c_{ij} + \sum_{i,j=1, i < j}^n c_{ij}(c_{ij} - 1) \\ &= S_2(G) + \sum_{i,j=1, i < j}^n c_{ij}(c_{ij} - 1). \end{aligned}$$

Let $C_{i-*j-*i}(G)$ be the number of 4-cycles in G such that the first and third nodes are v_i and v_j , respectively ($i < j$), and the remaining two nodes have smaller indices than i . From

middle nodes in 2-paths starting at v_i and ending at v_j , we can choose two nodes as the second and fourth nodes in the 4-cycles. c_{ij} is the number of nodes that have smaller IDs than v_i and are connected to v_i and v_j . Thus, $C_{i-*j-*i}(G) = \binom{c_{ij}}{2}$. Therefore, we have

$$\sum_{i,j=1,i < j}^n c_{ij}^2 = S_2(G) + \sum_{i,j=1,i < j}^n 2C_{i-*j-*i}(G) \leq S_2(G) + 2C_4(G).$$

The last inequality comes from the fact that two nodes with the largest indices may not be opposite to each other in some 4-cycles in G . \square

H Proof of Statements in Section 5

H.1 Proof of Theorem 3

Let $\mathbf{a}_i, \mathbf{a}'_i \in \{0, 1\}^n$ be two neighbor lists that differ in one bit. Let t'_i, s'_i , and w'_i be respectively the values of t_i (in line 8 of Algorithm 2), s_i (in line 9), and w_i (in line 10) when the neighbor list of user v_i is \mathbf{a}'_i . Let $\Delta w_i = |w'_i - w_i|$.

We assume that $|\mathbf{a}'_i| = |\mathbf{a}_i| + 1$ without loss of generality. Let $\bar{\mathbf{a}}_i, \bar{\mathbf{a}}'_i \in \{0, 1\}^n$ be neighbor lists corresponding to \mathbf{a}_i and \mathbf{a}'_i , respectively, after edge clipping. Note that $|\bar{\mathbf{a}}_i| = |\bar{\mathbf{a}}'_i| \leq \tilde{d}_i$. There are three cases for $\bar{\mathbf{a}}_i$ and $\bar{\mathbf{a}}'_i$:

1. $\bar{\mathbf{a}}_i$ is identical to $\bar{\mathbf{a}}'_i$ and $|\bar{\mathbf{a}}_i| = |\bar{\mathbf{a}}'_i| = \tilde{d}_i$.
2. $\bar{\mathbf{a}}_i$ and $\bar{\mathbf{a}}'_i$ differ in one bit and $|\bar{\mathbf{a}}'_i| = |\bar{\mathbf{a}}_i| + 1$.
3. $\bar{\mathbf{a}}_i$ and $\bar{\mathbf{a}}'_i$ differ in two bits and $|\bar{\mathbf{a}}_i| = |\bar{\mathbf{a}}'_i| = \tilde{d}_i$.

Note that the third case can happen when $|\mathbf{a}'_i| \geq \tilde{d}_i$. For example, assume that $n = 8$, $\tilde{d}_i = 4$, $\mathbf{a}_i = (1, 1, 0, 1, 0, 1, 1, 1)$ and $\mathbf{a}'_i = (1, 1, 1, 1, 0, 1, 1, 1)$. If we select four "1"s in the order of 3, 1, 4, 6, 8, 2, 7, and 5-th bit in the neighbor list, $\bar{\mathbf{a}}_i$ and $\bar{\mathbf{a}}'_i$ will be: $\bar{\mathbf{a}}_i = (1, 0, 0, 1, 0, 1, 0, 1)$ and $\bar{\mathbf{a}}'_i = (1, 0, 1, 1, 0, 1, 0, 0)$, which differ in two bits.

If $\bar{\mathbf{a}}_i$ and $\bar{\mathbf{a}}'_i$ differ in one bit ($|\bar{\mathbf{a}}'_i| = |\bar{\mathbf{a}}_i| + 1$), then $t'_i - t_i \in [0, \kappa_i]$ and $s'_i - s_i \in [0, \tilde{d}_i]$, hence $\Delta w_i = |(t'_i - t_i) - \mu^* p(s'_i - s_i)| \leq \kappa_i$. If $\bar{\mathbf{a}}_i$ and $\bar{\mathbf{a}}'_i$ differ in two bits ($|\bar{\mathbf{a}}_i| = |\bar{\mathbf{a}}'_i| = d_{\max}$), then $t'_i - t_i \in [-\kappa_i, \kappa_i]$ and $s_i = s'_i = \binom{\tilde{d}_i}{2}$, hence $\Delta w_i \leq \kappa_i$.

Therefore, we always have $\Delta w_i \leq \kappa_i$ (if $\bar{\mathbf{a}}_i$ is identical to $\bar{\mathbf{a}}'_i$, $\Delta w_i = 0$). Since we add $\text{Lap}(\frac{1}{\epsilon_0})$ to d_i and $\text{Lap}(\frac{\kappa_i}{\epsilon_2})$ to w_i^* , the second round provides $(\epsilon_0 + \epsilon_2)$ -edge LDP. The first round provides ϵ_1 -edge LDP and we use only the lower-triangular part of \mathbf{A} . Thus, by sequential composition (Proposition 2) and Proposition 1, \mathcal{R}_i satisfies $(\epsilon_0 + \epsilon_1 + \epsilon_2)$ -edge LDP, and $(\mathcal{R}_1, \dots, \mathcal{R}_n)$ satisfies $(\epsilon_0 + \epsilon_1 + \epsilon_2)$ -relationship DP. \square

H.2 Proof of Theorem 4

Recall that $t_{i,j} = |\{(v_i, v_j, v_k) : a_{i,k} = 1, (v_j, v_k) \in M_i, j < k < i\}|$. Let $t'_{i,j} = |\{(v_i, v_j, v_k) : a_{i,k} = 1, (v_j, v_k) \in M_i\}|$. Then $t_{i,j} \leq$

$t'_{i,j}$. Thus we have

$$\Pr(t_{i,j} > \kappa_i) \leq \Pr(t_{i,j} \geq \kappa_i) \leq \Pr(t'_{i,j} \geq \kappa_i).$$

Below we first prove (12) and (13). Then we prove (14).

Proof of (12) and (13). For each edge (v_i, v_j) , we have $\sum_{k \neq i,j} \mathbf{1}_{(v_i, v_k) \in E} \leq \tilde{d}_i$. In ARRFull_Δ , each edge (v_j, v_k) is included in E' with probability at most μ , and all the events are independent. In ARROneNS_Δ , each of the edges (v_i, v_k) and (v_j, v_k) is included in E' with probability at most μ , and all the events are independent. Thus, $\Pr(t'_{i,j} \geq \kappa_i)$ is less than or equal to the probability that the number of successes in the binomial distribution $B(\tilde{d}_i, \mu^*)$ ($\mu^* = \mu$ in ARRFull_Δ and μ^2 in ARROneNS_Δ) is larger than or equal to κ_i .

Let $X_{n,p}$ be a random variable representing the number of successes in the binomial distribution $B(n, p)$, and $F(\kappa_i; n, p) = \Pr(X_{n,p} \leq \kappa_i)$; i.e., F is a cumulative distribution function of $B(n, p)$. Since $\kappa_i \geq \mu^* \tilde{d}_i$, we have

$$\begin{aligned} \Pr(t'_{i,j} \geq \kappa_i) &\leq \Pr(X_{\tilde{d}_i, \mu^*} \geq \kappa_i) \\ &= F(\tilde{d}_i - \kappa_i; \tilde{d}_i, 1 - \mu^*) \\ &\leq \exp \left[-\tilde{d}_i D \left(\frac{\tilde{d}_i - \kappa_i}{\tilde{d}_i} \parallel 1 - \mu^* \right) \right] \text{ (by Chernoff bound)} \\ &= \exp \left[-\tilde{d}_i D \left(\frac{\kappa_i}{\tilde{d}_i} \parallel \mu^* \right) \right], \end{aligned}$$

which proves (12) and (13) (as $\Pr(t_{i,j} > \kappa_i) \leq \Pr(t'_{i,j} \geq \kappa_i)$).

Proof of (14). Assume that $\kappa_i \geq \mu^2 \tilde{d}_i$ in ARRTwoNS_Δ . For each edge (v_i, v_j) , we have $\sum_{k \neq i,j} \mathbf{1}_{(i,k) \in E} \leq \tilde{d}_i$. In addition, each of the edges (v_i, v_k) and (v_j, v_k) are included in E' with probability at most μ , and all the events are independent.

If (v_i, v_j) is included in E' (which happens with probability at most μ), $\Pr(t'_{i,j} \geq \kappa_i)$ is less than or equal to the probability that the number of successes in the binomial distribution $B(\tilde{d}_i, \mu^2)$ is larger than or equal to κ_i . Otherwise (i.e., if (v_i, v_j) is not included in E'), then $t'_{i,j} = 0$.

Thus, if $\kappa_i \geq \mu^2 \tilde{d}_i$, we have

$$\begin{aligned} \Pr(t'_{i,j} \geq \kappa_i) &\leq \mu \Pr(X_{\tilde{d}_i, \mu^2} \geq \kappa_i) \\ &= \mu F(\tilde{d}_i - \kappa_i; \tilde{d}_i, 1 - \mu^2) \\ &\leq \mu \exp \left[-\tilde{d}_i D \left(\frac{\tilde{d}_i - \kappa_i}{\tilde{d}_i} \parallel 1 - \mu^2 \right) \right] \text{ (by Chernoff bound)} \\ &= \mu \exp \left[-\tilde{d}_i D \left(\frac{\kappa_i}{\tilde{d}_i} \parallel \mu^2 \right) \right], \end{aligned}$$

hence (14) holds (as $\Pr(t_{i,j} > \kappa_i) \leq \Pr(t'_{i,j} \geq \kappa_i)$).

If $\mu^3 \tilde{d}_i \leq \kappa_i < \mu^2 \tilde{d}_i$, (14) can be written as: $\Pr(t_{i,j} > \kappa_i) \leq \mu \exp \left[-\tilde{d}_i D \left(\mu^2 \parallel \mu^2 \right) \right] = \mu$. This clearly holds because each edge (v_i, v_j) is included in E' with probability at most μ . \square