



$Z_{c,b}$ -like states from QCD Laplace sum rules at NLO [☆]

S. Narison^{a,b,1}, D. Rabetiarivony^{b,2}^aLaboratoire Univers et Particules de Montpellier, CNRS-IN2P3, Case 070, Place Eugène Bataillon, 34095 - Montpellier, France.^bInstitute of High Energy Physics of Madagascar (iHEPMAD), University of Antakso, Antananarivo 101, Madagascar.

Abstract

We review our results on Z_c -like states [1] which we complete with the ones on Z_b -like states by using relativistic QCD Laplace Sum Rules (LSR) within stability criteria and including Factorized Next-to-Leading Order (FNLO) Perturbative (PT) corrections and Lowest Order (LO) QCD condensates up to $\langle G^3 \rangle$. We emphasize the importance of PT radiative corrections for heavy quark sum rules in order to justify the use of the running heavy quark mass in the analysis. Our estimates are compiled in Tables 3 and 4. From our results, the observed Z_{cs} (3983) state are good candidate for being \mathcal{T}_{cs} tetramole (superposition of nearly degenerated molecules and tetraquark states having the same quantum numbers J^{PC} and with almost the same couplings to the currents). The Z_{cs} bump around 4100 MeV can be interpreted as a combination of $D_0^* D_{s1}$ and $D_{s0}^* D_1$ molecules. The physical states Z_{cs} (4000) and Z_{cs} (4220) found by LHCb are too low to be considered as the first radial excitations of Z_{cs} (3983). For the future Z_b , Z_{bs} and Z_{bss} , we suggest to scan the region around (10.3 ~ 10.9) GeV while the 1st radial excitations are about 2.4 GeV above the ground states.

Keywords: QCD Spectral Sum Rules, Perturbative and Non-perturbative QCD, Exotic hadrons, Masses and Decay constants.

1. Introduction

In earlier papers [2–10], the inverse Laplace Transform (LSR) [12–17] of QCD spectral sum rules (QSSR)³ has been used to extract the masses and couplings of some heavy-light and fully heavy molecules and tetraquark states.

In our recent work [1] reviewed here, we revisit our estimation for the Z_c (3900) state found by BELLE [29] and BESIII [30] and present new results on 1^+ ($\bar{c}s$)($c\bar{u}$) molecules and (cs)($\bar{c}\bar{u}$) tetraquark states for an attempt to interpret the recent observations of the Z_{cs} physical

states by BESIII [31] and LHCb [32]. We have extended our predictions for their future Z_{css} partner.

In this talk, we pursue the analysis using LSR for the cases of future Z_b , Z_{bs} and Z_{bss} .

2. The Laplace sum rule

We shall work with the finite energy version of the QCD inverse Laplace sum rules and their ratios:

$$\begin{aligned} \mathcal{L}_n^c(\tau, \mu) &= \int_{t_0}^{t_c} dt t^n e^{-t\tau} \frac{1}{\pi} \text{Im} \Pi_{\mathcal{H}}^{(1)}(t, \mu), \\ \mathcal{R}_n^c(\tau) &= \frac{\mathcal{L}_{n+1}^c}{\mathcal{L}_n^c}, \end{aligned} \quad (1)$$

where m_Q and m_q are respectively the heavy and light quarks masses ($Q \equiv c, b$ and $q \equiv u, s$), τ is the LSR variable, $n = 0, 1$ is the degree of moments, t_0 is the hadronic threshold, t_c is the "QCD continuum" which parametrizes, from the discontinuity of the Feynman

[☆]Talk given at QCD21 International Conference (5–9 July 2021, Montpellier–FR)

Email addresses: snarison@yahoo.fr (S. Narison), rd.bids@gmail.com (D. Rabetiarivony)

¹ICTP-Trieste consultant for Madagascar

²Speaker

³For reviews, see [18–28]

diagrams, the spectral function $\text{Im}\Pi_{\mathcal{H}}^{(1)}(t, m_Q^2, \mu^2)$ where $\Pi_{\mathcal{H}}^{(1)}(t, m_Q^2, \mu^2)$ is the two-point scalar correlator defined as:

$$\begin{aligned} \Pi_{\mathcal{H}}^{\mu\nu}(q^2) &= i \int d^4x e^{-iqx} \langle 0 | \mathcal{T} \mathcal{O}_{\mathcal{H}}^\mu(x) (\mathcal{O}_{\mathcal{H}}^\nu(x))^\dagger | 0 \rangle, \\ &\equiv - \left(g^{\mu\nu} - \frac{q^\mu q^\nu}{q^2} \right) \Pi_{\mathcal{H}}^{(1)}(q^2) + \frac{q^\mu q^\nu}{q^2} \Pi_{\mathcal{H}}^{(0)}(q^2), \end{aligned} \quad (2)$$

where $\mathcal{O}_{\mathcal{H}}^\mu(x)$ are the interpolating currents describing the molecules and tetraquark states.

3. Interpolating currents

We shall be concerned with the interpolating currents given in Table 1.

Table 1: Interpolating currents describing the 1^+ molecules and tetraquark states ($Q \equiv c, b; q \equiv u, s$).

| 1^+ states | Currents ($\mathcal{O}_{\mathcal{H}}^\mu$) |
|------------------------------------|--|
| Molecules | |
| $D_q^* D, B_q^* B$ | $(\bar{Q} \gamma_\mu q)(\bar{u} i \gamma_5 Q)$ |
| $D^* D_q, B^* B_q$ | $(\bar{u} \gamma_\mu Q)(\bar{Q} i \gamma_5 q)$ |
| $D_{q0}^* D_1, B_{q0}^* B_1$ | $(\bar{Q} q)(\bar{u} \gamma_\mu \gamma_5 Q)$ |
| $D_0^* D_{q1}, B_0^* B_{q1}$ | $(\bar{u} Q)(\bar{Q} \gamma_\mu \gamma_5 q)$ |
| $D_s^* D_s, B_s^* B_s$ | $(\bar{Q} \gamma_\mu s)(\bar{s} i \gamma_5 Q)$ |
| $D_{s0}^* D_{s1}, B_{s0}^* B_{s1}$ | $(\bar{Q} s)(\bar{s} \gamma_\mu \gamma_5 Q)$ |
| Tetraquarks | |
| A_{cq}, A_{bq} | $\epsilon_{ijk} \epsilon_{mnk} \left[(q_i^T C \gamma_5 Q_j)(\bar{u}_m \gamma^\mu C \bar{Q}_n^T) + b (q_i^T C Q_j)(\bar{u}_m \gamma^\mu \gamma_5 C \bar{Q}_n^T) \right]$ |
| A_{css}, A_{bss} | $\epsilon_{ijk} \epsilon_{mnk} \left[(s_i^T C \gamma_5 Q_j)(\bar{s}_m \gamma^\mu C \bar{Q}_n^T) + b (s_i^T C Q_j)(\bar{s}_m \gamma^\mu \gamma_5 C \bar{Q}_n^T) \right]$ |

4. The Spectral function

We shall use the Minimal Duality Ansatz (MDA) for parametrizing the molecule spectral function:

$$\frac{1}{\pi} \text{Im}\Pi_{\mathcal{H}} \simeq f_{\mathcal{H}}^2 M_{\mathcal{H}}^8 \delta(t - M_{\mathcal{H}}^2) + \Theta(t - t_c) \frac{1}{\pi} \text{Im}\Pi_{\mathcal{H}}^{QCD}(t), \quad (3)$$

The hadron decay constant $f_{\mathcal{H}}$ (analogue to f_π) is defined as:

$$\langle 0 | \mathcal{O}_{\mathcal{H}}^\mu | \mathcal{H} \rangle = f_{\mathcal{H}} M_{\mathcal{H}}^5 \epsilon^\mu. \quad (4)$$

Where ϵ^μ is the axial-vector polarization.

As the interpolating currents are constructed from bilinear (pseudo)scalar currents, thus the decay constants acquire anomalous dimension:

$$f_{\mathcal{H}}(\mu) = \hat{f}_{\mathcal{H}} (-\beta_1 a_s)^{2/\beta_1} (1 - k_f a_s), \quad (5)$$

where $\hat{f}_{\mathcal{H}}$ is the renormalization group invariant coupling and $[-\beta_1 = (1/2)(11 - 2n_f/3)]$ is the first coefficient of the QCD β -function for n_f flavors. $a_s \equiv (\alpha_s/\pi)$ is the QCD coupling. $k_f = 1.014(1.176)$ for $n_f = 4(5)$ flavors.

Within a such parametrization, one obtains:

$$\mathcal{R}_0^c \equiv \mathcal{R} \simeq M_{\mathcal{H}}^2, \quad (6)$$

where $M_{\mathcal{H}}$ is the lowest ground state mass.

5. NLO PT corrections and stability criteria

Assuming a factorization of the four-quark interpolating current, we can write the corresponding spectral function as a convolution of the two ones associated to two quark bilinear currents. In this way, we obtain [33, 34]:

$$\begin{aligned} \frac{1}{\pi} \text{Im}\Pi_{\mathcal{H}}(t) &= \theta \left(t - (\sqrt{t_{10}} + \sqrt{t_{20}})^2 \right) \left(\frac{k}{4\pi} \right)^2 \int_{t_{10}}^{(\sqrt{t} - \sqrt{t_{20}})^2} dt_1 \\ &\times \int_{t_{20}}^{(\sqrt{t} - \sqrt{t_1})^2} dt_2 \left[2\lambda^{3/2} \left(\frac{t_1}{t}, \frac{t_2}{t} \right) \frac{1}{\pi} \text{Im}\psi^{S,P}(t_1) \right. \\ &\quad \left. \times \frac{1}{\pi} \text{Im}\Pi^{A,V}(t_2) \right], \end{aligned} \quad (7)$$

where $\sqrt{t_{10}}$ and $\sqrt{t_{20}}$ are the quark/hadronic thresholds, k is an appropriate normalization factor [1], m_Q is the on-shell heavy quark mass and with the phase space factor:

$$\lambda \left(\frac{t_1}{t}, \frac{t_2}{t} \right) = \left(1 - \frac{(\sqrt{t_1} - \sqrt{t_2})^2}{t} \right) \left(1 - \frac{(\sqrt{t_1} + \sqrt{t_2})^2}{t} \right). \quad (8)$$

The NLO expressions of the spectral functions of the bilinear unequal masses (pseudo)scalar and (axial-)vector are known in the literature [20, 21, 26, 35–37]. The variables τ, μ and t_c are, in principle, free external parameters. We shall use stability criteria with respect to these free 3 parameters to extract the lowest ground state mass and coupling (more detailed discussions can be seen in [1–6, 10, 11] and references therein).

6. The On-shell and $\overline{\text{MS}}$ -scheme

In our analysis, we replace the on-shell (pole) masses m_Q appearing in the spectral functions with the running masses $\bar{m}_Q(\mu)$ using the relation, to order α_s [20, 21]:

$$m_Q = \bar{m}_Q(\mu) \left[1 + \frac{4}{3} a_s + a_s \text{Log} \left(\frac{\mu}{m_Q} \right)^2 + \mathcal{O}(a_s^2) \right] \quad (9)$$

for n_l light flavours where μ is the arbitrary subtraction scale.

7. QCD input parameters

The QCD parameters which shall appear in the following analysis will be the QCD coupling α_s [38], the charm and bottom quark masses $m_{c,b}$, the strange quark mass m_s (we shall neglect the light quark masses $m_{u,d}$), the light quark condensate $\langle\bar{q}q\rangle$ ($q \equiv u, d, s$), the gluon condensates $\langle\alpha_s G^2\rangle \equiv \langle\alpha_s G_{\mu\nu}^a G_a^{\mu\nu}\rangle$ and $\langle g^3 G^3\rangle \equiv \langle g^3 f_{abc} G_{\mu\nu}^a G_{\nu\rho}^b G_{\rho\mu}^c\rangle$, the mixed condensate $\langle\bar{q}Gq\rangle \equiv \langle\bar{q}g\sigma^{\mu\nu}(\lambda_a/2)G_{\mu\nu}^a q\rangle = M_0^2\langle\bar{q}q\rangle$ and the four-quark condensate $\rho\alpha_s\langle\bar{q}q\rangle^2$, where $\rho \simeq 3 - 4$. Their values are given in Table 2.

Table 2: QCD input parameters from recent QSSR analysis based on stability criteria.

| Parameters | Values | Ref. |
|---|---------------|-----------------------------|
| $\alpha_s(M_Z)$ | 0.1181(16)(3) | [38–40] |
| $\bar{m}_c(\bar{m}_c)$ [MeV] | 1266(16) | [38, 40–43] |
| $\bar{m}_b(\bar{m}_b)$ [MeV] | 4197(8) | [41, 42] |
| $\hat{\mu}_q$ [MeV] | 253(6) | [21, 44] |
| \hat{m}_s [MeV] | 114(6) | [21, 44] |
| $\kappa \equiv \langle\bar{s}s\rangle/\langle\bar{d}d\rangle$ | 0.74(6) | [21, 44, 45] |
| M_0^2 [GeV ²] | 0.8(2) | [21, 28, 46] [47–49, 56] |
| $\langle\alpha_s G^2\rangle \times 10^2$ [GeV ⁴] | 6.35(35) | [38, 40] |
| $\langle g^3 G^3\rangle/\langle\alpha_s G^2\rangle$ [GeV ²] | 8.2(1.0) | [51–53] |
| $\rho\alpha_s\langle\bar{q}q\rangle^2 \times 10^4$ [GeV ⁶] | 5.8(9) | [28, 46, 54–57] |

8. Molecules and tetraquarks states

This section will be entirely devoted to the bottom channels. Detailed analyzes of their charmed analogue have already been carried out in [1] and the final results on Z_c and Z_{cs} states are quoted in Table 3.

As the analysis will be performed using the same techniques, we shall illustrate it in the case of B_s^*B . The final and conservative results are compiled in Table 4.

8.1. B_s^*B states

We study the behavior of the coupling and mass in term of the LSR variable τ for different values of t_c at NLO as shown in Fig. 1. We consider as final results the mean of the values corresponding to the beginning of τ stability for $[t_c (\text{GeV}), \tau (\text{GeV}^{-2})] \simeq [130, 0.08]$ and the one where the t_c stability is reached for $[t_c (\text{GeV}), \tau (\text{GeV}^{-2})] \simeq [145, 0.12]$. For the other channels, the set of (t_c, τ) values where the optimal results have been extracted are summarized in Table 7.

Table 3: $Z_{c(s)}$ couplings and masses predictions from LSR at NLO. The errors from QCD input parameters are from Table 2. We take $|\Delta\mu| = 0.05$ GeV and $|\Delta\tau| = 0.01$ GeV⁻². In the case of asymmetric errors, we take the mean value.

| Obseables | Couplings [keV] | Masses [MeV] |
|----------------------------|------------------|---------------|
| <i>Molecules (cd)(cū)</i> | | |
| D^*D | 140(15) | 3912(61) |
| $D_0^*D_1$ | 96(23) | 4023(130) |
| <i>Tetraquark (cū)(cū)</i> | | |
| A_c | 173(17) | 3889(58) |
| <i>Molecules (cs)(cū)</i> | | |
| D_s^*D | 130(15) | 3986(51) |
| D^*D_s | 133(16) | 3979(56) |
| $D_{s0}^*D_1$ | 86(23) | 4064(133) |
| $D_0^*D_{s1}$ | 89(22) | 4070(133) |
| <i>Tetraquark (cs)(cū)</i> | | |
| A_{cs} | 148(17) | 3950(56) |

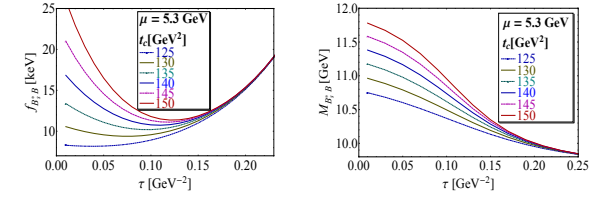


Figure 1: The coupling $f_{B_s^*B}$ and mass $M_{B_s^*B}$ at NLO as function of τ for different values of t_c , for $\mu = 5.3$ GeV and for the QCD parameters in Table 2.

8.2. μ -stability

Using the fact that the final results must be independent of the arbitrary parameter μ , we consider as optimal result the one at the inflexion point for $\mu \simeq 5.3$ GeV (Fig. 2).

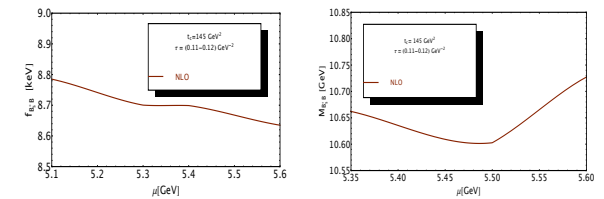


Figure 2: μ -behavior of $f_{B_s^*B}$ and $M_{B_s^*B}$ for $t_c = 145$ GeV² at NLO.

8.3. The Factorization assumption

We have shown explicitly in [1] that the contributions of non-factorized part to the four-quark correlator which appear at LO (α_s^0) of perturbative series but not at α_s^2 (as claimed by [58]) are numerically negligible. This

feature occurs also in the cases of the bottom channels, as we can see in Fig. 3 which justifies our approximation by considering the four-quark spectral function as a convolution of two ones built from two quark bilinear currents. One can also notice from Fig. 3 that at LO, the two definitions of the bottom quark mass lead to different predictions. However, using the \overline{MS} running mass, the LO and NLO give almost the same results indicating that in this scheme the radiative corrections are small which justify the good numerical results obtained at LO in the current literature. These features have already been tested in our previous works [3–8].

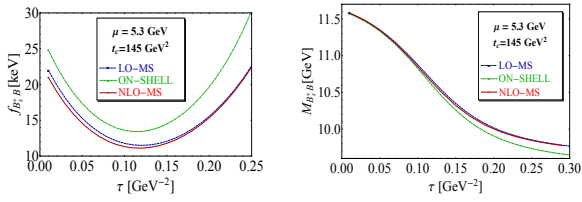


Figure 3: The coupling $f_{B_s^* B}$ and mass $M_{B_s^* B}$ at LO and NLO as function of τ for $t_c = 145 \text{ GeV}^2$ and $\mu = 5.3 \text{ GeV}$ for different definitions of the bottom quark mass. We use $m_b(\text{on-shell}) = 4.66 \text{ GeV}$ and the running mass given in Table 2.

8.4. The Tetramole states

We expect that the "physical states" is a combination of nearly degenerated molecules and tetraquark states having the same quantum numbers J^{PC} with almost the same couplings strengths to the currents which we shall call *Tetramole* (\mathcal{T}). Taking the quadratic means of the masses and couplings of these states, we obtain:

$$- B^* B \oplus A_{bd}$$

$$M_{\mathcal{T}_b} = 10580(148) \text{ MeV}, \quad f_{\mathcal{T}_b} = 10(2) \text{ keV} \quad (10)$$

$$- B_s^* B \oplus B^* B_s \oplus A_{bs}$$

$$M_{\mathcal{T}_{bs}} = 10644(132) \text{ MeV}, \quad f_{\mathcal{T}_{bs}} = 10(2) \text{ keV} \quad (11)$$

$$- B_s^* B_s \oplus A_{bss}$$

$$M_{\mathcal{T}_{bss}} = 10703(195) \text{ MeV}, \quad f_{\mathcal{T}_{bss}} = 9(3) \text{ keV}. \quad (12)$$

The value of $M_{\mathcal{T}_b}$ agrees with the one of [59] obtained to LO and just below the t_c -stability region (130-150 GeV^2) where the τ -stability is not yet reached. This agreement is due to the fact that in the \overline{MS} scheme the radiative corrections are small as shown in Fig. 3.

8.5. Radial excitations

We estimate the couplings and masses of first radial excitations of $B^* B$, $B_s^* B$ and $B_s^* B_s$ using a "Two

resonances" + $\theta(t - t_c)$ "QCD continuum" parametrization of the spectral function. We shall also work with the moments \mathcal{L}_1^c and the ratio of moments \mathcal{R}_1^c . The behavior of the different curves are very similar to the case of $(B_s^* B)_1$ shown in Fig. 4 where the stability region is delimited by $t_c = 190$ and 230 GeV^2 to which corresponds respectively the τ stability of $(0.05 \sim 0.06) \text{ GeV}^{-2}$ and $(0.09 \sim 0.10) \text{ GeV}^{-2}$. The set of LSR parameters used to get the final results compiled in Table 5 are quoted in Table ?? . One can notice from Table 5 that the couplings of the first radial excitations are relatively large compared to the ones of the lowest ground states. We have shown also that the mass-splittings between the first radial excitation and the lowest ground state are

$$M_{(G)_1} - M_G \approx 2.4 \text{ GeV}. \quad (13)$$

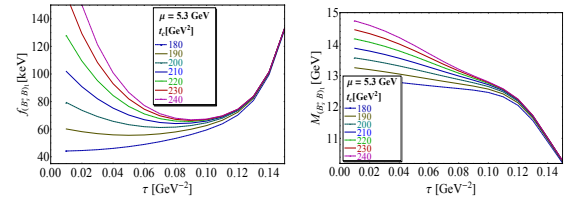


Figure 4: The coupling $f_{(B_s^* B)_1}$ and mass $M_{(B_s^* B)_1}$ at NLO as function of τ for different values of t_c , for $\mu = 5.3 \text{ GeV}$ and for the QCD parameters in Table 2.

9. Conclusions

– Motivated by the first observations of hidden-charm tetraquark with strangeness by BESIII and LHCb, we have presented new predictions of $(\bar{c}s)(c\bar{u})$ molecules and $(cs)(\bar{c}\bar{u})$ tetraquark states using LSR within stability criteria where we have included to the LO perturbative term, the NLO corrections and contributions of quark and gluon condensates up to dimension-six. We have completed the analysis with new predictions of the future beauty Z_b , Z_{bs} and Z_{bss} states.

– We have introduced the tetramole states as a superposition of nearly degenerated molecules and tetraquark states having the same quantum numbers J^{PC} with almost the same couplings to the currents. The mass splittings of the tetramoles \mathcal{T}_Q , \mathcal{T}_{Qs} , \mathcal{T}_{Qss} ($Q \equiv c, b$) due to $SU(3)$ breakings are successively about $(73 \sim 91) \text{ MeV}$ (resp. $\sim 60 \text{ MeV}$) for the charm (resp. bottom) channel.

– The $Z_{cs}(3983)$ can be identified with the tetramole $\mathcal{T}_{cs}(3973)$ and the $Z_{cs}(4100)$ bump as a combination of $D_{s0}^* D_1$ and $D_0^* D_{s1}$ molecules.

– Our predictions suggest the presence of Z_b , Z_{bs} and Z_{bss} in the range $(10.3 \sim 10.9) \text{ GeV}$ which can be tested in future experiments while the 1st radial excitations are expected to be about 2.4 GeV above the ground states.

Table 4: $Z_{b(s)}$ -like couplings and masses predictions from LSR at NLO. The errors from QCD input parameters are from Table 2. We take $|\Delta\mu| = 0.10$ GeV and $|\Delta\tau| = 0.01$ GeV $^{-2}$. In the case of asymmetric errors, we take the mean value.

| Observables | Δt_c | $\Delta\tau$ | $\Delta\mu$ | $\Delta\alpha_s$ | ΔPT | Δm_s | Δm_b | $\Delta\bar{\psi}\psi$ | $\Delta\kappa$ | ΔG^2 | ΔM_0^2 | $\Delta\bar{\psi}\psi^2$ | ΔG^3 | ΔOPE | ΔM_G | Values |
|--|--------------|--------------|-------------|------------------|-------------|--------------|--------------|------------------------|----------------|--------------|----------------|--------------------------|--------------|--------------|--------------|------------|
| Coupling f_G [keV] | | | | | | | | | | | | | | | | |
| <i>Molecules ($b\bar{d}$)($b\bar{u}$)</i> | | | | | | | | | | | | | | | | |
| B^*B | 0.80 | 0.05 | 0.02 | 0.29 | 0.47 | ... | 0.13 | 0.23 | ... | 0.0 | 0.14 | 0.49 | 0.0 | 1.18 | 0.70 | 9(2) |
| $B_0^*B_1$ | 0.89 | 0.12 | 0.07 | 0.19 | 0.47 | ... | 0.14 | 0.33 | ... | 0.0 | 0.18 | 0.65 | 0.0 | 2.20 | 1.65 | 8(3) |
| <i>Tetraquark ($\bar{b}\bar{d}$)(bu)</i> | | | | | | | | | | | | | | | | |
| A_{bd} | 0.83 | 0.12 | 0.02 | 0.33 | 0.52 | ... | 0.14 | 0.25 | ... | 0.0 | 0.17 | 0.52 | 0.0 | 0.52 | 0.62 | 11(2) |
| <i>Molecules ($\bar{b}s$)($b\bar{u}$)</i> | | | | | | | | | | | | | | | | |
| B_s^*B | 0.86 | 0.62 | 0.08 | 0.33 | 0.02 | 0.01 | 0.18 | 0.16 | 0.28 | 0.0 | 0.12 | 0.39 | 0.0 | 1.29 | 0.84 | 10(2) |
| $B_s^*B_s$ | 0.85 | 0.87 | 0.07 | 0.34 | 0.01 | 0.0 | 0.19 | 0.16 | 0.27 | 0.0 | 0.13 | 0.38 | 0.0 | 1.34 | 0.95 | 10(2) |
| $B_{s0}^*B_1$ | 0.79 | 0.13 | 0.08 | 0.22 | 1.05 | 0.01 | 0.16 | 0.26 | 0.17 | 0.0 | 0.18 | 0.58 | 0.0 | 2.12 | 2.35 | 9(4) |
| $B_0^*B_{s1}$ | 0.80 | 0.12 | 0.08 | 0.22 | 1.10 | 0.01 | 0.16 | 0.26 | 0.17 | 0.0 | 0.17 | 0.58 | 0.0 | 2.12 | 2.37 | 9(4) |
| <i>Tetraquark (bs)($\bar{b}\bar{u}$)</i> | | | | | | | | | | | | | | | | |
| A_{bs} | 0.93 | 0.05 | 0.09 | 0.38 | 0.05 | 0.01 | 0.21 | 0.18 | 0.31 | 0.0 | 0.16 | 0.45 | 0.0 | 1.56 | 1.12 | 11(2) |
| <i>Molecules ($\bar{b}s$)($b\bar{s}$)</i> | | | | | | | | | | | | | | | | |
| $B_s^*B_s$ | 0.43 | 0.06 | 0.05 | 0.31 | 1.00 | 0.0 | 0.14 | 0.22 | 0.64 | 0.0 | 0.15 | 0.37 | 0.0 | 1.42 | 1.30 | 8(2) |
| $B_{s0}^*B_{s1}$ | 0.81 | 0.11 | 0.08 | 0.20 | 0.46 | 0.05 | 0.14 | 0.27 | 0.23 | 0.0 | 0.18 | 0.53 | 0.0 | 1.89 | 2.14 | 8(3) |
| <i>Tetraquark (bs)($\bar{b}\bar{s}$)</i> | | | | | | | | | | | | | | | | |
| A_{bss} | 0.76 | 0.07 | 0.20 | 0.42 | 1.78 | 0.11 | 0.13 | 0.39 | 0.90 | 0.0 | 0.22 | 0.43 | 0.0 | 1.49 | 1.03 | 9(3) |
| Mass M_G [MeV] | | | | | | | | | | | | | | | | |
| <i>Molecules ($b\bar{d}$)($b\bar{u}$)</i> | | | | | | | | | | | | | | | | |
| B^*B | 15.3 | 88.0 | 17.0 | 4.50 | 0.30 | ... | 6.90 | 15.4 | ... | 0.03 | 0.23 | 16.4 | 0.05 | 139 | ... | 10582(169) |
| $B_0^*B_1$ | 33.6 | 255 | 5.60 | 12.8 | 0.22 | ... | 5.00 | 57.0 | ... | 0.03 | 2.10 | 70.0 | 0.05 | 149 | ... | 10626(311) |
| <i>Tetraquark ($\bar{b}\bar{d}$)(bu)</i> | | | | | | | | | | | | | | | | |
| A_{bd} | 14.2 | 89.0 | 17.5 | 5.00 | 0.31 | ... | 7.30 | 14.3 | ... | 0.05 | 1.00 | 56.7 | 0.0 | 56.0 | ... | 10578(123) |
| <i>Molecules ($\bar{b}s$)($b\bar{u}$)</i> | | | | | | | | | | | | | | | | |
| B_s^*B | 29.0 | 84.6 | 30.6 | 14.7 | 0.0 | 14.9 | 14.7 | 14.8 | 14.1 | 0.05 | 14.9 | 16.5 | 0.05 | 68.5 | ... | 10652(123) |
| $B_s^*B_s$ | 10.0 | 86.0 | 6.70 | 10.0 | 0.01 | 2.75 | 5.40 | 10.7 | 14.3 | 0.20 | 5.50 | 25.0 | 0.20 | 96.3 | ... | 10651(134) |
| $B_{s0}^*B_1$ | 31.8 | 239 | 5.20 | 14.3 | 0.14 | 1.15 | 1.55 | 32.5 | 53.4 | 0.0 | 8.10 | 73.5 | 0.0 | 247 | ... | 10713(359) |
| $B_0^*B_{s1}$ | 33.7 | 238 | 4.88 | 14.3 | 0.15 | 0.83 | 1.50 | 31.0 | 54.1 | 0.0 | 8.80 | 74.1 | 0.0 | 244 | ... | 10725(356) |
| <i>Tetraquark (bs)($\bar{b}\bar{u}$)</i> | | | | | | | | | | | | | | | | |
| A_{bs} | 7.95 | 86.5 | 7.45 | 9.65 | 0.09 | 1.55 | 5.40 | 11.9 | 13.9 | 0.05 | 5.05 | 39.9 | 0.0 | 97.1 | ... | 10630(138) |
| <i>Molecules ($\bar{b}s$)($b\bar{s}$)</i> | | | | | | | | | | | | | | | | |
| $B_s^*B_s$ | 24.5 | 130 | 27.5 | 3.40 | 1.00 | 25.4 | 25.1 | 26.6 | 11.2 | 0.0 | 25.8 | 21.8 | 0.0 | 139 | ... | 10694(202) |
| $B_{s0}^*B_{s1}$ | 13.0 | 253 | 3.50 | 12.1 | 1.04 | 2.33 | 3.48 | 35.8 | 83.0 | 0.03 | 12.4 | 80.8 | 0.03 | 248 | ... | 10773(375) |
| <i>Tetraquark (bs)($\bar{b}\bar{s}$)</i> | | | | | | | | | | | | | | | | |
| A_{bss} | 4.85 | 148 | 22.2 | 32.1 | 0.68 | 13.6 | 3.33 | 40.0 | 17.7 | 0.18 | 2.00 | 23.6 | 0.03 | 95.0 | ... | 10711(188) |

Table 5: Radial excitations of some $Z_{b(s)}$ states. The errors from QCD input parameters are from Table 2. We take $|\Delta\mu| = 0.10$ GeV and $|\Delta\tau| = 0.01$ GeV $^{-2}$.

| Observables | Δt_c | $\Delta\tau$ | $\Delta\mu$ | $\Delta\alpha_s$ | ΔPT | Δm_s | Δm_b | $\Delta\bar{\psi}\psi$ | $\Delta\kappa$ | ΔG^2 | ΔM_0^2 | $\Delta\bar{\psi}\psi^2$ | ΔG^3 | ΔOPE | ΔM_G | Δf_G | $\Delta M_{(G)_1}$ | Values |
|--|--------------|--------------|-------------|------------------|-------------|--------------|--------------|------------------------|----------------|--------------|----------------|--------------------------|--------------|--------------|--------------|--------------|--------------------|------------|
| Coupling f_G [keV] | | | | | | | | | | | | | | | | | | |
| $(B^*B)_1$ | 4.61 | 0.55 | 0.41 | 1.96 | 3.02 | ... | 0.87 | 1.50 | ... | 0.0 | 0.56 | 2.14 | 0.0 | 3.93 | 1.89 | 4.03 | 5.31 | 56(10) |
| $(B_s^*B)_1$ | 5.38 | 0.53 | 0.24 | 2.13 | 0.38 | 0.12 | 1.24 | 1.11 | 1.33 | 0.0 | 0.49 | 1.68 | 0.0 | 3.30 | 1.81 | 3.96 | 5.98 | 61(10) |
| $(B_s^*B_s)_1$ | 2.92 | 0.35 | 0.99 | 4.93 | 3.24 | 0.24 | 3.39 | 2.87 | 3.25 | 0.0 | 1.53 | 6.09 | 0.0 | 3.75 | 2.80 | 4.73 | 10.6 | 42(17) |
| Mass M_G [MeV] | | | | | | | | | | | | | | | | | | |
| $(B^*B)_1$ | 17.1 | 117 | 26.4 | 64.2 | 0.05 | ... | 62.8 | 19.3 | ... | 0.0 | 59.0 | 41.3 | 0.10 | 103 | 26.8 | 56.3 | ... | 12942(207) |
| $(B_s^*B)_1$ | 4.85 | 132 | 18.4 | 35.4 | 0.14 | 1.03 | 47.6 | 34.1 | 52.7 | 0.13 | 27.1 | 16.2 | 0.20 | 67.4 | 30.7 | 30.4 | ... | 12963(181) |
| $(B_s^*B_s)_1$ | 23.6 | 150 | 4.28 | 6.45 | 0.01 | 4.53 | 58.2 | 85.3 | 97.0 | 0.03 | 63.7 | 17.0 | 0.20 | 45.9 | 34.1 | 45.4 | ... | 13020(230) |

Table 6: Values of the set of LSR parameters (t_c, τ) at the optimization region for the PT series up to NLO and for the OPE truncated at the dimension-six condensates and for $\mu = 5.3$ GeV.

| States | B^*B | B_s^*B | B^*B_s | $B_s^*B_s$ | $B_0^*B_1$ | $B_{s0}^*B_1$ | $B_0^*B_{s1}$ | $B_{s0}^*B_{s1}$ | A_{bd} | A_{bs} | A_{bss} |
|----------------------------------|---------|----------|----------|------------|------------|---------------|---------------|------------------|----------|----------|-----------|
| Parameters | | | | | | | | | | | |
| t_c [GeV] 2 | 130-150 | 130-145 | 130-145 | 145-165 | 145-165 | 145-165 | 145-165 | 145-165 | 130-150 | 130-145 | 150-170 |
| τ [GeV] $^{-2} \times 10^2$ | 5 ; 10 | 7 ; 12 | 8 ; 12 | 9 ; 12 | 8 ; 11 | 9 ; 12 | 9 ; 12 | 9 ; 12 | 6 ; 10 | 8 ; 12 | 7 ; 11 |

Table 7: Values of the set of LSR parameters (t_c, τ) at the optimization region for the PT series up to NLO and for the OPE truncated at the dimension-six condensates and for $\mu = 5.3$ GeV.

| States | $(B^*B)_1$ | $(B_s^*B)_1$ | $(B_s^*B_s)_1$ |
|----------------------------------|------------|--------------|----------------|
| Parameters | | | |
| t_c [GeV] 2 | 190-230 | 190-230 | 190-230 |
| τ [GeV] $^{-2} \times 10^2$ | 6 ; 9 | 5 ; 9 | 7 ; 11 |

References

- [1] R. M. Albuquerque, S. Narison and D. Rabetiarivony, *Phys. Rev. D* **103**, 074015 (2021).
- [2] R. Albuquerque et al., *Phys. Lett. B* **175**, (2012) 129.
- [3] R. Albuquerque et al., *Int. J. Mod. Phys. A* **31** (2016) no.17, 1650093.
- [4] R. Albuquerque et al., *Int. J. Mod. Phys. A* **31** (2016) no. 36, 1650196.
- [5] R. Albuquerque et al., *Int. J. Mod. Phys. A* **33** (2018), 1850082.
- [6] R. M. Albuquerque et al., *Nucl. Part. Phys. Proc.* **282-284**, (2017) 83.
- [7] R. M. Albuquerque et al., *Nucl. Part. Phys. Proc.* **300-302**, (2018) 186-195.
- [8] R. M. Albuquerque et al., *Phys. Rev. D* **102**, 094001 (2020).
- [9] R. M. Albuquerque et al., *Nucl. Part. Phys. Proc.* **312-317**, (2021) 120-124.
- [10] R. Albuquerque et al., *Nucl. Phys. A* **1007** (2021) 122113.
- [11] R. M. Albuquerque et al., *J. Phys. G* **46**, 093002 (2019).
- [12] J.S. Bell and R.A. Bertlmann, *Nucl. Phys.* **B177** (1981) 218.
- [13] J.S. Bell and R.A. Bertlmann, *Nucl. Phys.* **B187** (1981) 285.
- [14] C. Becchi et al., *Z. Phys. C* **8**, 335 (1981).
- [15] R.A. Bertlmann, *Acta Phys. Austriaca* **53**, 305 (1981) and references therein.
- [16] R.A. Bertlmann and H. Neufeld, *Z. Phys. C* **27** (1985) 437.
- [17] S. Narison and E. de Rafael, *Phys. Lett. B* **522** (2001) 266.
- [18] M.A. Shifman, A.I. Vainshtein and V.I. Zakharov, *Nucl. Phys.* **B147** (1979) 385, 448.
- [19] V.I. Zakharov, *Int. J. Mod. Phys. A* **14**, 4865 (1999).
- [20] S. Narison, *QCD as a theory of hadrons, Cambridge Monogr. Part. Phys. Nucl. Phys. Cosmol.* **17** (2002) 1; [hep-ph/0205006].
- [21] S. Narison, *QCD spectral sum rules, World Sci. Lect. Notes Phys.* **26** (1989) 1.
- [22] S. Narison, *Phys. Rept.* **84** (1982) 263; *Acta Phys. Pol.* **B 26** (1995) 687.
- [23] E. de Rafael, hep-ph/9802448.
- [24] F. J. Yndurain, *The Theory of Quark and Gluon Interactions*, 3rd ed. (Springer, New York, 1999).
- [25] P. Pascual and R. Tarrach, *QCD: Renormalization for Practitioner* (Springer, New York, 1985).
- [26] L. J. Reinders, H. Rubinstein, and S. Yazaki, *Phys. Rep.* **127**, 1(1985).
- [27] B. L. Ioffe, *Prog. Part. Nucl. Phys.* **56**, 232(2006).
- [28] H. G. Dosch, *Non-Perturbative Methods*, edited by S. Narison (World Scientific, Singapor, 1985).
- [29] Z. Q. Liu et al. (Belle Collaboration), *Phys. Rev. Lett.* **110**, 252002 (2013).
- [30] M. Ablikim et al. (BESIII Collaboration), *Phys. Rev. Lett.* **110**, 252001 (2013).
- [31] M. Ablikim et al. (BESIII Collaboration), *Phys. Rev. Lett.* **126**, 102001 (2021).
- [32] r. Aaij et al. (LHCb Collaboration), *Phys. Rev. Lett.* **127**, 082001 (2021).
- [33] A. Pich and E. de Rafael, *Phys. Lett.* **B158** (1985) 477.
- [34] S. Narison and A. Pivovarov, *Phys. Lett. B* **327** (1994) 341.
- [35] D. J. Broadhurst, *Phys. Lett.* **101B**, (1985) 423.
- [36] K. G. Chetyrkin and M. Steinhauser, *Phys. Lett. B* **502**, 104 (2001).
- [37] P. Gelhausen, A. Khodjamirian, A. A. Pivovarov and D. Rosenthal, *Phys. Rev. D* **88**, 014015 (2013); **89**, 099901 (E) (2014); **91**, 099901(E) (2015).
- [38] S. Narison, *Int. J. Mod. Phys. A* **33**, 1850045 (2018); **33**, 1850045(A) (2018) and references therein.
- [39] S. Narison, arXiv:1812.09360.
- [40] S. Narison, arXiv:2101.12578; *Nucl. Part. Phys. Proc.* **300-302**, 153 (2018).
- [41] S. Narison, *Phys. Lett. B* **784**, 261 (2018).
- [42] S. Narison, *Phys. Lett. B* **802**, 135221 (2020).
- [43] S. Narison, *Phys. Lett. B* **718**, 1321 (2013).
- [44] S. Narison, *Int. J. Mod. Phys. A* **30**, 1550116 (2015); *Phys. Lett. B* **738**, 346 (2014).
- [45] R. M. Albuquerque, S. Narison and M. Nielsen, *Phys. Lett. B* **684**, 236 (2010).
- [46] Y. Chung, H. G. Dosch, M. Kremer and D. Schall, *Z. Phys. C* **25**, 151 (1984).
- [47] B. L. Ioffe, *Nucl. Phys. B* **188**, 317 (1981); **B 191**, 591(E) (1981).
- [48] A. A. Ovchinnikov and A. A. Pivovarov, *Yad. Fiz.* **48**, 1135 (1988).
- [49] S. Narison, *Phys. Lett. B* **605**, 319 (2005).
- [50] S. Narison, *Phys. Lett. B* **693**, 559 (2010) ; **705**, 544(E) (2011).
- [51] S. Narison, *Phys. Lett. B* **693**, 559 (2010) ; **705**, 544(E) (2011).
- [52] S. Narison, *Phys. Lett. B* **706**, 412 (2011).
- [53] S. Narison, *Phys. Lett. B* **707**, 259 (2012).
- [54] G. Launer, S. Narison and R. Tarrach, *Z. Phys. C* **26**, 433 (1984).
- [55] S. Narison, *Phys. Lett. B* **673**, 30 (2009).
- [56] H. G. Dosch, M. Jamin and S. Narison, *Phys. Lett. B* **220** 251 (1989).
- [57] R. A. Bertlmann, G. Launer and E. de Rafael, *Nucl. Phys. B* **250**, 61 (1985).
- [58] W. Lucha, D. Melikhov and H. Sazdjian, *Phys. Rev. D* **100**, 014010 (2019); **100**, 074029 (2019).
- [59] S. S. Agaev, K. Azizi and H. Sundu, *Eur. Phys. J. C* **77**(2017) 836.