

Antiferromagnetic spin fluctuations and superconductivity in NbRh_2B_2 and TaRh_2B_2 with a chiral crystal structure

Kazuaki Matano,¹ Ryo Ogura,¹ Mateo Fountaine^{a,1} Harald

O. Jeschke,² Shinji Kawasaki,¹ and Guo-qing Zheng¹

¹*Department of Physics, Okayama University, Okayama 700-8530, Japan*

²*Research Institute for Interdisciplinary Science,
Okayama University, Okayama 700-8530, Japan*

(Dated: December 22, 2021)

^a Present address: École normale supérieure Paris-Saclay, Cachan Cedex 94235, France

Abstract

We report the ^{11}B nuclear magnetic resonance (NMR) measurements on non-centrosymmetric superconductors NbRh_2B_2 (superconducting transition temperature $T_c = 7.8$ K) and TaRh_2B_2 ($T_c = 5.9$ K) with a chiral crystal structure. The nuclear spin-lattice relaxation rate $1/T_1$ shows no coherence peak below T_c , which suggests unconventional nature of the superconductivity. In the normal state, $1/T_1 T$ increases with decreasing temperature T at low temperatures below $T = 200$ K for TaRh_2B_2 and $T = 15$ K for NbRh_2B_2 , while the Knight shift remains constant. These results suggest the presence of antiferromagnetic spin fluctuations in both compounds. The stronger spin fluctuations in TaRh_2B_2 compared to NbRh_2B_2 is discussed in the context of spin-orbit coupling.

I. INTRODUCTION

For a long time, the relationship between strong electronic correlations and unconventional superconductivity has been a major theme in condensed matter physics[1–3]. Antiferromagnetic spin fluctuations due to $3d$ electrons are essential for the high-temperature superconductivity in copper oxides[3, 4], and the same is true in iron pnictides[5–8] and cobalt-based superconductors[9]. In contrast, $4d$ and $5d$ electrons are usually not as strongly correlated as $3d$ electrons because of the considerably larger spatial extension of the wavefunction, while spin-orbit coupling (SOC) is stronger.

Superconductivity in compounds containing $4d$ or $5d$ elements has also attracted attention in recent years, as spin-triplet and spin-singlet mixed superconductivity has been discovered in some non-centrosymmetric superconductors (NCSs) containing $5d$ elements[10–12]. Such a mixed state is explained by the antisymmetric spin-orbit coupling (ASOC) interaction [13–15], and can show topological properties[16, 17]. Broken inversion symmetry and strong SOC also lead to the realization of Weyl semimetals[18, 19], where a huge orbital diamagnetic response has been found [20] and an unconventional superconducting state has been suggested [21–23].

Among NCSs, only $\text{Li}_2\text{Pt}_3\text{B}$ [10] and CePt_3Si [24] show pronounced signatures of spin-triplet properties. $\text{Li}_2\text{Pt}_3\text{B}$ is a weakly correlated metal, but CePt_3Si is a heavy fermion superconductor and electron correlation is strong. After $\text{Li}_2\text{Pt}_3\text{B}$ was reported, a number of NCSs with weak electron correlations were found[25–29], but no spin-triplet superconductivity was reported[30–35]. The reason why spin-triplet superconductivity was not observed in

those compounds was probably because the ASOC was not large enough[12]. The question then, is how to enhance the ASOC. It has been found that the enhancement of the ASOC in $\text{Li}_2(\text{Pd}_{1-x}\text{Pt}_x)_3\text{B}$ is caused by the decrease in the angle between $\text{B}(\text{Pd,Pt})_6$ octahedra, which enhances the breaking of the spatial inversion symmetry[12]. Inspection of the evolution of $\text{Li}_2(\text{Pd}_{1-x}\text{Pt}_x)_3\text{B}$ with x reveals that the local distortion in the crystal structure is another important factor in addition to the presence of the heavier element Pt[12]. Note that $\text{Li}_2(\text{Pd,Pt})_3\text{B}$ has a chiral crystal structure, which is an advantage for achieving a large extent of symmetry breaking.

NbRh_2B_2 and TaRh_2B_2 are recently discovered superconductors ($T_c = 7.8$ K for NbRh_2B_2 , 5.8 K for TaRh_2B_2) with a chiral crystal structure[36]. They have a structure with space group $P3_1$ and a large upper critical field ($H_{c2} = 18.0$ T for NbRh_2B_2 , 11.7 T for TaRh_2B_2) exceeding the Pauli limit[36, 37]. It is interesting to note the similarity of the relationship between NbRh_2B_2 and TaRh_2B_2 to that between $\text{Li}_2\text{Pd}_3\text{B}$ and $\text{Li}_2\text{Pt}_3\text{B}$. Like Pd and Pt, Nb and Ta are located in the same group in the periodic table. Therefore, they provide a good platform to study the interplay between ASOC, electron correlations and superconductivity.

Here we report ^{11}B nuclear magnetic resonance (NMR) measurements of polycrystalline samples of NbRh_2B_2 and TaRh_2B_2 . We find an increase of $1/T_1T$ with decreasing temperature at low temperatures for both compounds. The Knight shift is constant in the temperature range where $1/T_1T$ is increased. These results suggest the existence of antiferromagnetic spin correlations. However, the magnitude of spin correlations is different, and it is more significant for TaRh_2B_2 where the SOC is larger. In the superconducting state, the spin-lattice relaxation rate $1/T_1$ dropped below T_c without a coherence peak witch suggests unconventional superconductivity.

II. EXPERIMENTAL AND THEORETICAL

A. Sample preparation and characterization

The polycrystalline samples of NbRh_2B_2 and TaRh_2B_2 were synthesized by heating a mixture of Nb(Ta), Rh and B in a vacuum. Elemental Nb (99.99%), Ta (99.9%), Rh (99.9%), and B (99%) were used. Powders of the starting materials Ta/Nb, Rh, and B were weighed in a ratio of 1:1.9:2.1, crushed using a mortar and pestle, and pressed into a pellet. The pellets

were wrapped in Ta foil and heated at 1200 °C for 6 h while vacuuming in a quartz tube with pressure on the order of 10^{-1} Pa. The pellets were crushed into powder for X-ray and NMR measurements. The T_c was determined by measuring the ac susceptibility using the *in situ* NMR coil. Dc susceptibility measurements were performed using a superconducting quantum interference device (SQUID) with the vibrating sample magnetometer (VSM).

B. NMR measurements

A standard phase-coherent pulsed NMR spectrometer was used to collect data. The NMR measurements were performed at an applied magnetic field $H_0 = 3.0378$ T. The nuclear gyromagnetic ratio $\gamma=13.66$ MHz/T was used for calculation of the Knight shift. The nuclear spin-lattice relaxation rate $1/T_1T$ was measured by using a single saturation pulse. The spin-lattice relaxation time T_1 was measured by using a single saturating pulse. The recovery curves of the nuclear magnetization in all temperature ranges were fitted by a single stretched exponential function

$$\frac{M_0 - M(t)}{M_0} = 0.9e^{\left(-\frac{6t}{T_1}\right)^\beta} + 0.1e^{\left(-\frac{t}{T_1}\right)^\beta} \quad (1)$$

to extract $1/T_1$, where M_0 is the nuclear magnetization in the thermal equilibrium, $M(t)$ is the nuclear magnetization at a time t after the saturating pulse, and $\beta < 1$. In this study, β is within the range of 0.6 to 0.8.

C. Band calculations

We used density functional theory (DFT) calculations within the full potential local orbital (FPLO) basis [38]. We use the generalized gradient approximation (GGA) to the exchange correlation functional [39], and we perform fully relativistic calculations in order to include the effects of spin-orbit (SO) coupling. For TaRh₂B₂, we use the crystal structure given in Ref. 36. For NbRh₂B₂ which is isostructural to TaRh₂B₂, only lattice parameters are given in Ref. 36. We use GGA calculations to optimize the internal coordinates of NbRh₂B₂. We are confident that the DFT structure prediction works very well in these materials because application of the same relaxation to TaRh₂B₂ leads only to a 60 meV lower energy per formula unit and nearly unchanged atomic positions. We use $24 \times 24 \times 24$ k meshes to calculate the band structures and densities of states.

III. RESULTS AND DISCUSSION

A. Spin correlations in the normal state

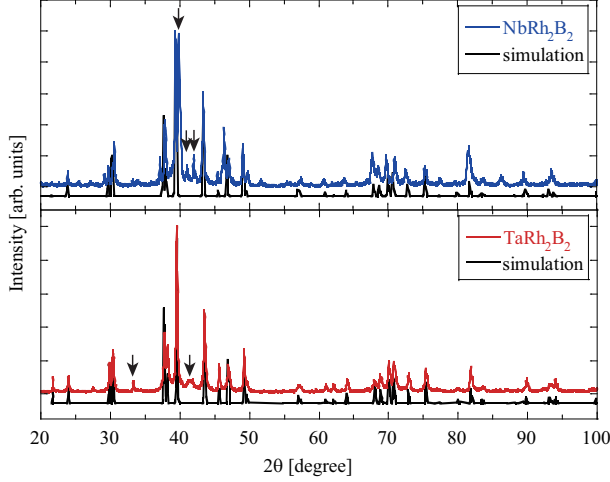


FIG. 1. (color online) XRD patterns for NbRh_2B_2 and TaRh_2B_2 . The theoretical curves(simulations) are obtained by the Rietveld method. Arrows indicate unidentified peaks.

Figure 1 shows the powder X-ray diffraction (XRD) patterns for NbRh_2B_2 and TaRh_2B_2 . The results are generally in agreement with the simulations using the Rietveld method, but impurity peaks, which have also been observed in previous studies[36], were observed in both samples. Figure 2 shows the ac susceptibility measured using the *in situ* NMR coil.

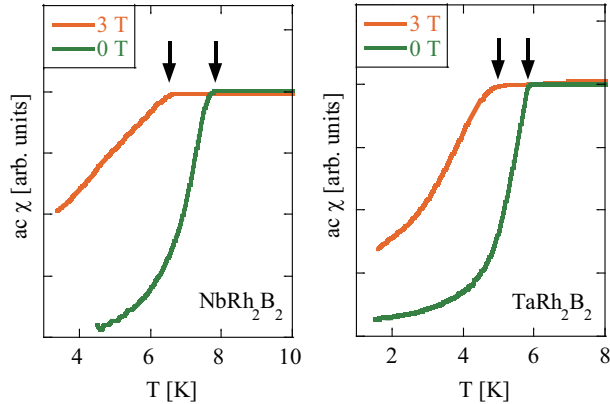


FIG. 2. (color online) Ac susceptibility measured using the *in situ* NMR coil at zero and finite magnetic field (3 T). The arrows indicate T_c for each sample at different fields.

The T_c was determined as the onset temperature of the appearance of diamagnetism. The

T_c for zero magnetic field is 7.6 K for NbRh₂B₂ and 5.8 K for TaRh₂B₂, respectively. When a magnetic field of 3 T was applied, T_c is reduced to 6.5 K for NbRh₂B₂ and 5.0 K for TaRh₂B₂, respectively. The obtained T_c is consistent with the previous report[36]. Figure

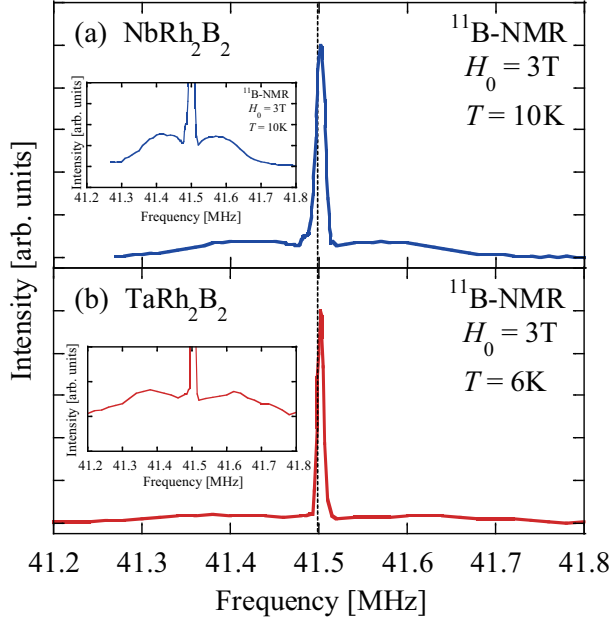


FIG. 3. (color online) (a) ^{11}B -NMR spectra at 3.0 T and 6 K for NbRh₂B₂. (b) ^{11}B -NMR spectra at 3.0 T and 10 K for TaRh₂B₂. The dotted line shows the position of $K=0$.

3 shows the $^{11}\text{B}(I = 3/2)$ -NMR spectra for NbRh₂B₂ and TaRh₂B₂. A typical powder pattern is observed for both samples. The full width at half maximum (FWHM) of the central peak is 10.2 kHz for NbRh₂B₂ and 7.4 kHz for TaRh₂B₂. Figure 4 shows the Knight shift, K , as a function of temperature. In both samples, K decreases gradually toward lower temperatures and becomes constant at 60 K. Then, with the superconducting transition, K decreased sharply with the onset of superconductivity. Figure 5 shows the temperature dependence of $1/T_1T$ for NbRh₂B₂ and TaRh₂B₂. Above 200 K, $1/T_1T$ is constant for both compounds. However, at low temperatures, $1/T_1T$ behaves differently. In TaRh₂B₂, $1/T_1T$ is greatly enhanced below 200 K, while the enhancement is weak in NbRh₂B₂.

In a general form, $1/T_1T$ is expressed as

$$\frac{1}{T_1T} = \frac{\pi k_B \gamma_n^2}{(\gamma_e \hbar)^2} \sum_q A_{hf}^2 \frac{\chi''_{\perp}(q, \omega)}{\omega}, \quad (2)$$

where $\chi''_{\perp}(q, \omega)$ is the imaginary part of the dynamical susceptibility perpendicular to the applied field, and ω is the NMR frequency. If one assumes that there is a peak around a finite

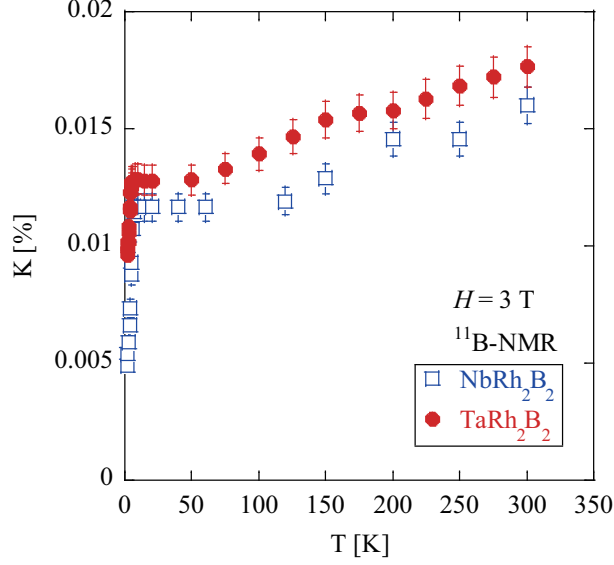


FIG. 4. (color online) Temperature dependence of the Knight shift for NbRh_2B_2 and TaRh_2B_2 .

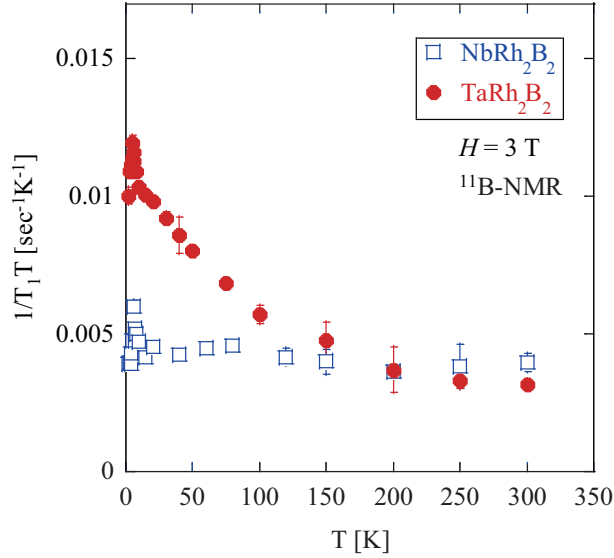


FIG. 5. (color online) Temperature dependence of $1/T_1T$ measured at center peak for NbRh_2B_2 and TaRh_2B_2 .

wave vector Q (due to spin fluctuation), then one may have the following approximation,

$$\frac{1}{T_1T} = \left(\frac{1}{T_1T}\right)_0 + \left(\frac{1}{T_1T}\right)_Q$$

$$\left(\frac{1}{T_1T}\right)_Q = \frac{\pi k_B \gamma_n^2}{(\gamma_e \hbar)^2} \sum_{q \approx Q} A_{hf}^2 \frac{\chi''_{\perp}(q, \omega)}{\omega}, \quad (3)$$

where $(1/T_1T)_Q$ is the contribution from wave vectors around Q , while $(1/T_1T)_0$ denotes

the contribution from $q \sim 0$, which is proportional to the magnetic susceptibility χ_s . That is, $(1/T_1T)_0$ is proportional to the density of states (DOS) at the Fermi level and does not change with temperature. The enhancement of $1/T_1T$ at low temperatures is not caused by impurities, since NbRh_2B_2 contains more impurities but the enhancement of $1/T_1T$ is weaker. Therefore, the increase of $1/T_1T$ at low temperatures is ascribed to $(1/T_1T)_Q$, i.e. spin correlations develop at low temperatures. On the other hand, since the temperature dependence of the Knight shift is constant above T_c in both samples, we conclude that the correlation is of antiferromagnetic nature. The difference in the strength of the antiferromagnetic fluctuations between NbRh_2B_2 and TaRh_2B_2 will be discussed in subsection C in connection with the calculated band structure.

B. Properties of the superconducting state

Figure 6 shows the temperature dependence of $1/T_1$ measured at the central peak of the NMR spectrum at $H_0 = 3.0$ T. Below T_c , $1/T_1$ decreases due to the superconducting transition, but no clear coherence peak was observed for either compound. In BCS superconductors, a large coherence peak is usually observed. A large applied magnetic field could reduce the height of the coherence peak, but the applied magnetic field (3 T) we used is only 1/6 of the upper critical field (18 T) for NbRh_2B_2 and 1/4 for TaRh_2B_2 (11.7 T), which is not strong enough to completely suppress the coherence peak[36, 40]. A large nuclear electric quadrupole moment [41], or phonon damping in the strong coupling regime[35, 42] could result in an absence of the coherence peak. However, the former does not apply to ^{11}B nuclei, and there is no indication of strong-coupling superconductivity as the decrease of $1/T_1$ below T_c is not steep. Another candidate to suppress the coherence peak is nonmagnetic impurities. However, in order to suppress completely the coherence peak, one would need 0.7 n_{cr} of impurity, where n_{cr} is the critical impurity concentration to kill superconductivity[43]. Therefore, the absence of the coherence peak may indicate the possibility of unconventional superconductivity. In the case of $\text{Li}_2\text{Pd}_3\text{B}$ and $\text{Li}_2\text{Pt}_3\text{B}$, a well-defined coherence peak was found in the former[44] but no coherence peak in the latter, which was explained by the different strength of SOC. However, in the present case, no coherence peak is seen in either compound although the SOC is quite different(see section C), which should probably be ascribed to electron correlations. The decrease of $1/T_1$ below T_c is not as fast as T^3 as seen

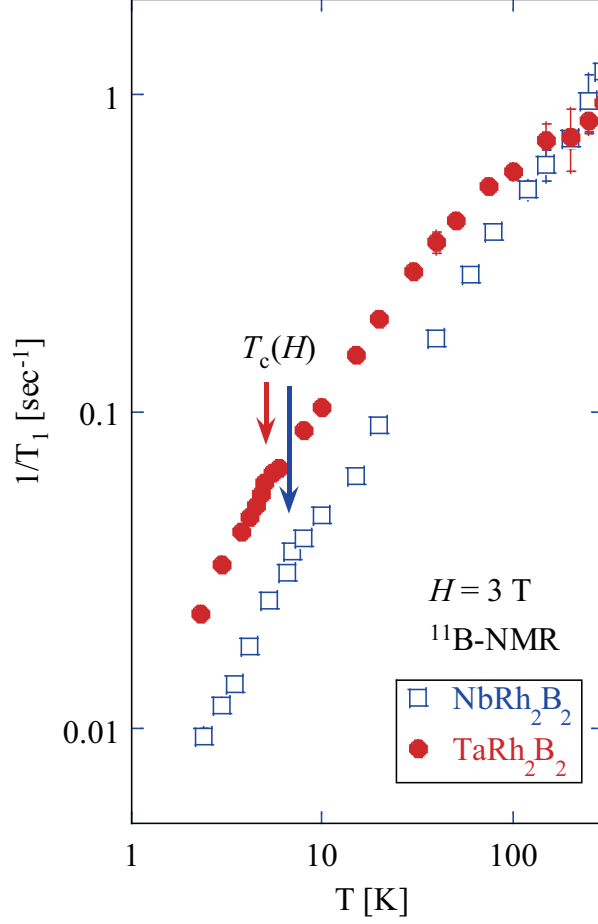


FIG. 6. (color online) Temperature dependence of the spin-lattice relaxation rate $1/T_1$ measured at the central peak.

in, for example, cuprates, which is probably due to impurity scattering[45]. In unconventional superconductors with line nodes in the gap function, impurity scattering can bring about a finite density of states. In fact, when the residual density of states is quite large, a temperature dependence of $1/T_1$ similar to our result was observed[46].

The temperature dependence of the Knight shift around T_c is shown in Fig. 7. Generally, the Knight shift in the superconducting state is expressed as,

$$K = K_{\text{orb}} + K_s + K_{\text{dia}}, \quad (4)$$

$$K_{\text{orb}} = A_{\text{orb}}\chi_{\text{orb}} = 2\chi_{\text{orb}} \left\langle \frac{1}{r^3} \right\rangle, \quad (5)$$

$$K_s = A_{\text{hf}}\chi_s, \quad (6)$$

$$\chi_s = -4\mu_B^2 \int N_S(E) \frac{\partial f(E)}{\partial E} dE, \quad (7)$$

where K_{orb} is the contribution due to orbital susceptibility which is T -independent, A_{orb} and

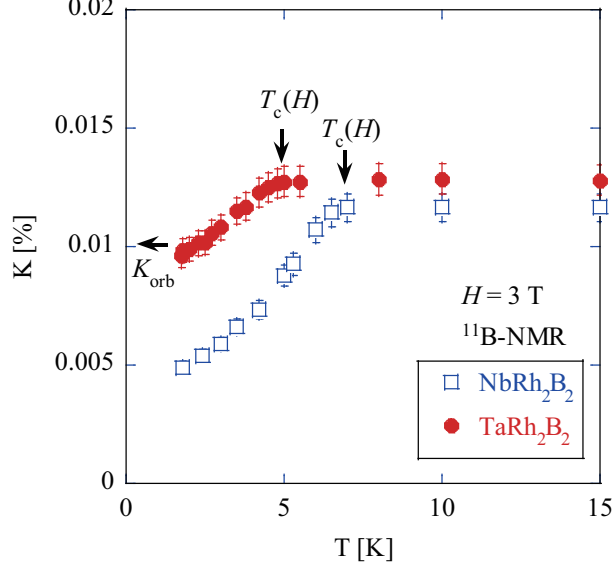


FIG. 7. (color online) Temperature dependence of the Knight shift around T_c for NbRh_2B_2 and TaRh_2B_2 . The horizontal arrow indicates the position of K_{orb} (See text).

A_{hf} is the hyperfine coupling constant, χ_{orb} and χ_s are the orbital and spin susceptibility, and K_{dia} is the contribution from diamagnetism in the vortex state. The K_{dia} is calculated using the following equation for the diamagnetic field H_{dia} [47],

$$H_{\text{dia}} = H_{c1} \frac{\ln\left(\frac{\beta d}{\sqrt{e\xi}}\right)}{\ln\frac{\lambda}{\xi}}. \quad (8)$$

Here, β is 0.38 for the triangular lattice of the vortex, ξ is the coherence length, λ is the London penetration depth. ξ is obtained from the measurement of H_{c2} and λ is taken from Ref. 36. As a result, K_{dia} was calculated to be -0.025 % for NbRh_2B_2 and -0.015 % for TaRh_2B_2 , which are larger than the observed reduction of the Knight shift below T_c .

Next, we estimate the A_{hf} and K_{orb} using the K - χ plot. We have performed Dc susceptibility measurements on NbRh_2B_2 and TaRh_2B_2 . However, we could not obtain the K - χ plot for NbRh_2B_2 due to a dominant Curie-Weiss behavior. In Fig. 8, the Knight shift for the TaRh_2B_2 is plotted as a function of DC susceptibility. The diamagnetic susceptibility due to closed shells of Ta, Rh, and B was estimated to be $\chi_{\text{core}} = -1.6 \times 10^{-6}$ emu/mol [48], from which the slope of $K_{\text{orb}} = A_{\text{orb}}\chi_{\text{orb}}$ was drawn. Here, $\langle 1/r^3 \rangle = 0.62$ a.u. is adopted, which is 80% of the theoretical value for B metal[49]. The orbital part of the shift and susceptibility are $K_{\text{orb}} = 0.01\%$, $\chi_{\text{orb}} = -9.26 \times 10^{-6}$ emu/mol · B. The Knight shift for NbRh_2B_2 is reduced below K_{orb} , thus most of the decrease can be attributed to the contribution of K_{dia} .

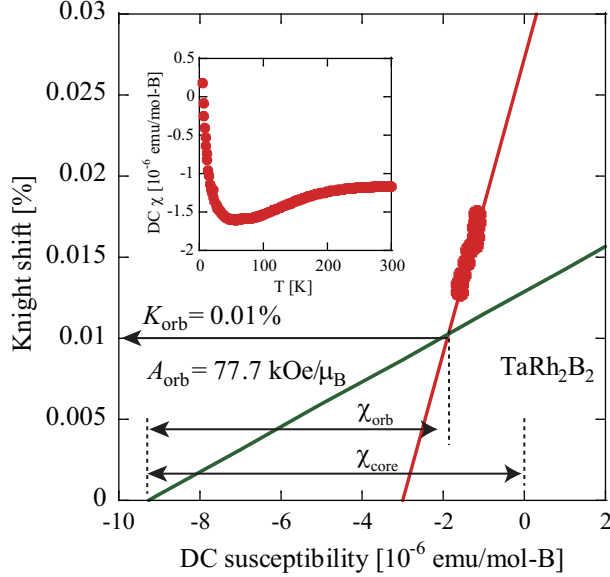


FIG. 8. (color online) K - χ plot for TaRh_2B_2 . The inset shows the results of the dc magnetic susceptibility measurement. The Curie-Weiss-like increase in the DC susceptibility at low temperatures is probably due to paramagnetic impurities.

Therefore, we cannot discuss K_s below T_c at the moment. The A_{hf} is calculated from the slope of K vs. χ emu/mol to be $A_{\text{hf}} = 28.7$ kOe/ μ_B .

C. Band structure and other observed properties

In order to understand our results, we performed electronic structure calculations for NbRh_2B_2 and TaRh_2B_2 . Figure 9 shows fully relativistic GGA bands, labeled as GGA+SO. There is a significant splitting of bands due to spin-orbit coupling; this effect is more pronounced in TaRh_2B_2 containing heavier Ta compared to NbRh_2B_2 .

We first discuss the differences in T_c between NbRh_2B_2 (7.8 K) and TaRh_2B_2 (5.9 K). We evaluated the density of states at the Fermi level $N(E_F)$. We found $N(E_F) = 3.04564$ states/eV/f.u. (f.u. = formula unit) for NbRh_2B_2 and $N(E_F) = 2.77660$ states/eV/f.u. for TaRh_2B_2 . Such differences in DOS may be caused by differences in the magnitude of the spin-orbit interaction, namely the magnitude of the band splitting. The $N(E_F)$ is about 9% smaller in TaRh_2B_2 , explaining at least partly why the experimentally observed superconducting T_c is also smaller.

This calculation at first sight seems to contradict with the results of the Knight shift.

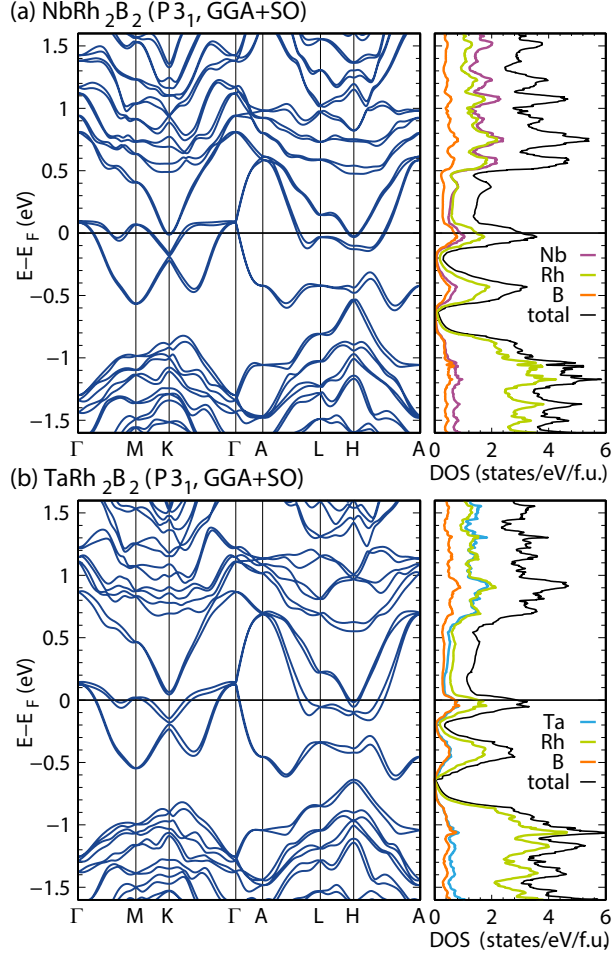


FIG. 9. (color online) Band structures and density of states of (a) NbRh_2B_2 and (b) TaRh_2B_2 .

The Knight shift of TaRh_2B_2 is larger than that of NbRh_2B_2 . According to Equation (4) to (7), assuming that K_{orb} and A_{hf} are the same for NbRh_2B_2 and TaRh_2B_2 , the Knight shift is proportional to the density of states. The difference of the Knight shift indicates that the density of states in TaRh_2B_2 is larger than in NbRh_2B_2 . However, what we observe in ^{11}B -NMR is the contribution of the s -electrons. If we take into account only the s -electrons, $N(E_{\text{F}})$ is 0.070 states/eV/f.u. for NbRh_2B_2 and 0.076 states/eV/f.u. for TaRh_2B_2 and the contradiction is resolved.

Next, we will discuss effects of the ASOC. For $\text{Li}_2(\text{Pt,Pd})_3\text{B}$, the effect of the ASOC is discussed in terms of band splitting near the Fermi level. Average splitting of the two bands closest to the Fermi level due to SOC is 30 meV in NbRh_2B_2 and 50 meV in TaRh_2B_2 . Spin-orbit interactions and electron correlations are usually in a reciprocal relationship. Namely, in systems with strong electron correlations, SOC is weak and in systems with

large SOC, electron correlations are weak. However, there are some exceptions to this principle. Contrary to the usual case, the compound Sr_2IrO_4 containing a heavy element is a Mott insulator, while Sr_2CoO_4 and Sr_2RhO_4 are metals [50–53]. Spin-orbit interactions can explain this difference. Sr_2IrO_4 contains a slightly tilted IrO_6 octahedron[53]. The stronger ionic nature of the oxide leads to an approximately 5/6 filled t_{2g} shell of Ir. As a result, a Mott insulator is realized. The Mott insulator is realized when spin-orbit interactions and Coulomb interaction further split the orbitals that were initially split by the crystal field in Sr_2IrO_4 [52].

Similar SOC-assisted electron correlations may be realized in $(\text{Nb,Ta})\text{Rh}_2\text{B}_2$, although NbRh_2B_2 and TaRh_2B_2 are intermetallic compounds. Boron tends to form covalent bonds, and since the electronegativities of B, Rh, and Ta/Nb are similar, no substantial transfer of charge is expected. Our calculations of integrated DOS (not shown) support this. Another possibility is the nesting of the Fermi surface. It can be seen that several bands are crossing the Fermi level. The spin-orbit interaction may have caused a different Fermi level nesting between the two materials. As mentioned above, the SOC is larger in TaRh_2B_2 . We calculated the electronic structure of NbRh_2B_2 and TaRh_2B_2 using 200×200 k meshes and the GGA+SO functional in order to extract the Fermi surfaces at three different k_z values. The result is shown in Fig.10. The splitting of bands due to SOC is clearly stronger in TaRh_2B_2 , and the Fermi surface nesting is quite different for the two compounds. For example, the six-fold symmetric Fermi surface for TaRh_2B_2 appears to have a better nesting condition compared to NbRh_2B_2 .

IV. SUMMARY

In summary, we have performed ^{11}B -NMR measurements on the non-centrosymmetric superconductors NbRh_2B_2 and TaRh_2B_2 with chiral structure. In both compounds, we found that $1/T_1T$ increases with decreasing T at low temperatures. On the other hand, the Knight shift was constant at low temperatures for both compounds. These results point to the existence of antiferromagnetic spin correlations. Furthermore, the magnitude of the spin correlation is much more significant for TaRh_2B_2 than NbRh_2B_2 . It is not usual for compounds containing heavy elements to have stronger spin correlations. It is necessary to consider the possibility that spin-orbit interactions enhance spin correlations in this system.

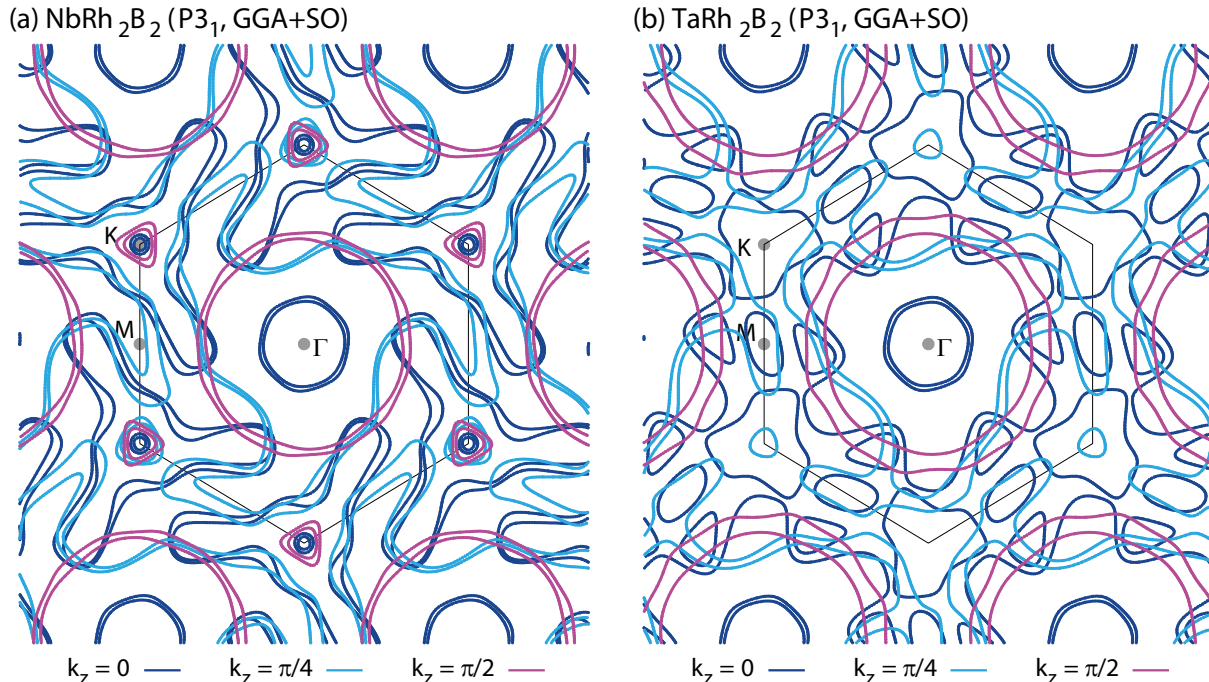


FIG. 10. GGA+SO Fermi surface cuts of (a) NbRh_2B_2 and (b) TaRh_2B_2 . The Brillouin zone and high symmetry points at $k_z = 0$ are shown.

We hope that our result will stimulate more works in this direction. In the superconducting state, no coherence peak was observed in $1/T_1$ just below T_c , suggesting unconventional superconductivity.

ACKNOWLEDGMENTS

This work was supported by Research Grants from MEXT and JSPS, No. JP19H00657, No. JP19K03747, and No. JP20K03862. We acknowledge stimulating discussions with I. I. Mazin.

-
- [1] P. A. Lee, N. Nagaosa, and X.-G. Wen, Doping a Mott insulator: Physics of high-temperature superconductivity, *Rev. Mod. Phys.* **78**, 17 (2006).
 - [2] T. Moriya and K. Ueda, Spin fluctuations and high temperature superconductivity, *Adv. Phys.* **49**, 555 (2000).

- [3] P. Monthoux and D. Pines, Spin-fluctuation-induced superconductivity and normal-state properties of $\text{YBa}_2\text{Cu}_3\text{O}_7$, *Phys. Rev. B* **49**, 4261 (1994).
- [4] S. Ohsugi, Y. Kitaoka, K. Ishida, G.-q. Zheng, and K. Asayama, Cu NMR and NQR Studies of High- T_c Superconductor $\text{La}_{2-x}\text{Sr}_x\text{CuO}_4$, *J. Phys. Soc. Jpn.* **63**, 700 (1994).
- [5] I. I. Mazin, D. J. Singh, M. D. Johannes, and M. H. Du, Unconventional Superconductivity with a Sign Reversal in the Order Parameter of $\text{LaFeAsO}_{1-x}\text{F}_x$, *Phys. Rev. Lett.* **101**, 057003 (2008).
- [6] K. Kuroki, S. Onari, R. Arita, H. Usui, Y. Tanaka, H. Kontani, and H. Aoki, Unconventional Pairing Originating from the Disconnected Fermi Surfaces of Superconducting $\text{LaFeAsO}_{1-x}\text{F}_x$, *Phys. Rev. Lett.* **101**, 087004 (2008).
- [7] K. Matano, Z. Li, G. L. Sun, D. L. Sun, C. T. Lin, M. Ichioka, and G. qing Zheng, Anisotropic spin fluctuations and multiple superconducting gaps in hole-doped $\text{Ba}_{0.72}\text{K}_{0.28}\text{Fe}_2\text{As}_2$: NMR in a single crystal, *Europhys. Lett.* **87**, 27012 (2009).
- [8] T. Oka, Z. Li, S. Kawasaki, G. F. Chen, N. L. Wang, and G.-q. Zheng, Antiferromagnetic Spin Fluctuations above the Dome-Shaped and Full-Gap Superconducting States of $\text{LaFeAsO}_{1-x}\text{F}_x$ Revealed by ^{75}As -Nuclear Quadrupole Resonance, *Phys. Rev. Lett.* **108**, 047001 (2012).
- [9] K. Matano, C. T. Lin, and G. q. Zheng, Hydration-induced anisotropic spin fluctuations in $\text{Na}_x\text{CoO}_2 \cdot 1.3\text{H}_2\text{O}$ superconductor, *Europhys. Lett.* **84**, 57010 (2008).
- [10] M. Nishiyama, Y. Inada, and G.-q. Zheng, Spin Triplet Superconducting State due to Broken Inversion Symmetry in $\text{Li}_2\text{Pt}_3\text{B}$, *Phys. Rev. Lett.* **98**, 047002 (2007).
- [11] H. Q. Yuan, D. F. Agterberg, N. Hayashi, P. Badica, D. Vandervelde, K. Togano, M. Sigrist, and M. B. Salamon, *S*-Wave Spin-Triplet Order in Superconductors without Inversion Symmetry: $\text{Li}_2\text{Pd}_3\text{B}$ and $\text{Li}_2\text{Pt}_3\text{B}$, *Phys. Rev. Lett.* **97**, 017006 (2006).
- [12] S. Harada, J. J. Zhou, Y. G. Yao, Y. Inada, and G.-q. Zheng, *Phys. Rev. B* **86**, 220502(R) (2012).
- [13] L. P. Gor'kov and E. I. Rashba, Superconducting 2D System with Lifted Spin Degeneracy: Mixed Singlet-Triplet State, *Phys. Rev. Lett.* **87**, 037004 (2001).
- [14] P. A. Frigeri, D. F. Agterberg, A. Koga, and M. Sigrist, Superconductivity without Inversion Symmetry: MnSi versus CePt_3Si , *Phys. Rev. Lett.* **92**, 097001 (2004).
- [15] P. A. Frigeri, D. F. Agterberg, and M. Sigrist, Spin susceptibility in superconductors without inversion symmetry, *New J. Phys.* **6**, 115 (2004).

- [16] M. Sato and S. Fujimoto, Topological phases of noncentrosymmetric superconductors: Edge states, Majorana fermions, and non-Abelian statistics, *Phys. Rev. B* **79**, 094504 (2009).
- [17] Y. Tanaka, Y. Mizuno, T. Yokoyama, K. Yada, and M. Sato, Anomalous Andreev Bound State in Noncentrosymmetric Superconductors, *Phys. Rev. Lett.* **105**, 097002 (2010).
- [18] H. Weng, C. Fang, Z. Fang, B. A. Bernevig, and X. Dai, Weyl Semimetal Phase in Noncentrosymmetric Transition-Metal Monophosphides, *Phys. Rev. X* **5**, 011029 (2015).
- [19] L. X. Yang, Z. K. Liu, Y. Sun, H. Peng, H. F. Yang, T. Zhang, B. Zhou, Y. Zhang, Y. F. Guo, M. Rahn, D. Prabhakaran, Z. Hussain, S.-K. Mo, C. Felser, B. Yan, and Y. L. Chen, Weyl semimetal phase in the non-centrosymmetric compound TaAs, *Nat. Phys.* **11**, 728 (2015).
- [20] C. G. Wang, Y. Honjo, L. X. Zhao, G. F. Chen, K. Matano, R. Zhou, and G.-q. Zheng, Landau diamagnetism and Weyl-fermion excitations in TaAs revealed by ^{75}As NMR and NQR, *Phys. Rev. B* **101**, 241110(R) (2020).
- [21] T. Meng and L. Balents, Weyl superconductors, *Phys. Rev. B* **86**, 054504 (2012).
- [22] G. Y. Cho, J. H. Bardarson, Y.-M. Lu, and J. E. Moore, Superconductivity of doped Weyl semimetals: Finite-momentum pairing and electronic analog of the $^3\text{He-A}$ phase, *Phys. Rev. B* **86**, 214514 (2012).
- [23] Y. Qi, P. G. Naumov, M. N. Ali, C. R. Rajamathi, W. Schnelle, O. Barkalov, M. Hanfland, S.-C. Wu, C. Shekhar, Y. Sun, V. Süß, M. Schmidt, U. Schwarz, E. Pippel, P. Werner, R. Hillebrand, T. Förster, E. Kampert, S. Parkin, R. J. Cava, C. Felser, B. Yan, and S. A. Medvedev, Superconductivity in Weyl semimetal candidate MoTe_2 , *Nat. Commun.* **7**, 11038 (2016).
- [24] H. Mukuda, T. Fujii, T. Ohara, A. Harada, M. Yashima, Y. Kitaoka, Y. Okuda, R. Settai, and Y. Onuki, Enhancement of Superconducting Transition Temperature due to the Strong Antiferromagnetic Spin Fluctuations in the Noncentrosymmetric Heavy-Fermion Superconductor CeIrSi_3 : A ^{29}Si NMR Study under Pressure, *Phys. Rev. Lett.* **100**, 107003 (2008).
- [25] T. Klimczuk, Q. Xu, E. Morosan, J. D. Thompson, H. W. Zandbergen, and R. J. Cava, Superconductivity in noncentrosymmetric $\text{Mg}_{10}\text{Ir}_{19}\text{B}_{16}$, *Phys. Rev. B* **74**, 220502(R) (2006).
- [26] A. Kawano, Y. Mizuta, H. Takagiwa, T. Muranaka, and J. Akimitsu, The Superconductivity in Re-B System, *J. Phys. Soc. Jpn.* **72**, 1724 (2003).
- [27] G. Goll, M. Marz, A. Hamann, T. Tomanic, K. Grube, T. Yoshino, and T. Takabatake, Thermodynamic and transport properties of the non-centrosymmetric superconductor LaBiPt ,

- Phys. B: Condens. Matter **403**, 1065 (2008).
- [28] B. Joshi, A. Thamizhavel, and S. Ramakrishnan, Superconductivity in noncentrosymmetric BiPd, Phys. Rev. B **84**, 064518 (2011).
- [29] M. N. Ali, Q. D. Gibson, T. Klimczuk, and R. J. Cava, Noncentrosymmetric superconductor with a bulk three-dimensional Dirac cone gapped by strong spin-orbit coupling, Phys. Rev. B **89**, 020505(R) (2014).
- [30] K. Tahara, Z. Li, H. X. Yang, J. L. Luo, S. Kawasaki, and G.-q. Zheng, Superconducting state in the noncentrosymmetric $\text{Mg}_{9.3}\text{Ir}_{19}\text{B}_{16.7}$ and $\text{Mg}_{10.5}\text{Ir}_{19}\text{B}_{17.1}$ revealed by NMR, Phys. Rev. B **80**, 060503(R) (2009).
- [31] E. Bauer, G. Rogl, X.-Q. Chen, R. T. Khan, H. Michor, G. Hilscher, E. Royanian, K. Kumagai, D. Z. Li, Y. Y. Li, R. Podloucky, and P. Rogl, Unconventional superconducting phase in the weakly correlated noncentrosymmetric $\text{Mo}_3\text{Al}_2\text{C}$ compound, Phys. Rev. B **82**, 064511 (2010).
- [32] K. Matano, S. Maeda, H. Sawaoka, Y. Muro, T. Takabatake, B. Joshi, S. Ramakrishnan, K. Kawashima, J. Akimitsu, and G.-q. Zheng, NMR and NQR Studies on Non-centrosymmetric Superconductors Re_7B_3 , LaBiPt , and BiPd , J. Phys. Soc. Jpn. **82**, 084711 (2013).
- [33] Singh, R. P. and Hillier, A. D. and Mazidian, B. and Quintanilla, J. and Annett, J. F. and Paul, D. McK. and Balakrishnan, G. and Lees, M. R., Detection of Time-Reversal Symmetry Breaking in the Noncentrosymmetric Superconductor Re_6Zr Using Muon-Spin Spectroscopy, Phys. Rev. Lett. **112**, 107002 (2014).
- [34] K. Matano, R. Yatagai, S. Maeda, and G.-q. Zheng, Full-gap superconductivity in noncentrosymmetric Re_6Zr , $\text{Re}_{27}\text{Zr}_5$, and $\text{Re}_{24}\text{Zr}_5$, Phys. Rev. B **94**, 214513 (2016).
- [35] S. Maeda, K. Matano, and G.-q. Zheng, Fully gapped spin-singlet superconductivity in noncentrosymmetric PbTaSe_2 : ^{207}Pb nuclear magnetic resonance study, Phys. Rev. B **97**, 184510 (2018).
- [36] E. M. Carnicom, W. Xie, T. Klimczuk, J. Lin, K. Górnicka, Z. Sobczak, N. P. Ong, and R. J. Cava, TaRh_2B_2 and NbRh_2B_2 : Superconductors with a chiral noncentrosymmetric crystal structure, Sci. Adv. **4**, eaar7969 (2018).
- [37] D. A. Mayoh, M. J. Pearce, K. Götze, A. D. Hillier, G. Balakrishnan, and M. R. Lees, Superconductivity and the upper critical field in the chiral noncentrosymmetric superconductor NbRh_2B_2 , Journal of Physics: Condensed Matter **31**, 465601 (2019).

- [38] K. Koepernik and H. Eschrig, Full-potential nonorthogonal local-orbital minimum-basis band-structure scheme, *Phys. Rev. B* **59**, 1743 (1999).
- [39] J. P. Perdew, K. Burke, and M. Ernzerhof, Generalized Gradient Approximation Made Simple, *Phys. Rev. Lett.* **77**, 3865 (1996).
- [40] Y. Masuda and N. Okubo, Nuclear Spin-Lattice Relaxation in Superconducting Mixed State, *J. Phys. Soc. Jpn.* **26**, 309 (1969).
- [41] Z. Li, W. H. Jiao, G. H. Cao, and G.-q. Zheng, Charge fluctuations and nodeless superconductivity in quasi-one-dimensional $\text{Ta}_4\text{Pd}_3\text{Te}_{16}$ revealed by ^{125}Te -NMR and ^{181}Ta -NQR, *Phys. Rev. B* **94**, 174511 (2016).
- [42] J. Luo, J. Yang, S. Maeda, Z. Li, and G.-Q. Zheng, Structural phase transition, precursory electronic anomaly, and strong-coupling superconductivity in quasi-skutterudite $(\text{Sr}_{1-x}\text{Ca}_x)_3\text{Ir}_4\text{Sn}_{13}$ and $\text{Ca}_3\text{Rh}_4\text{Sn}_{13}$, *Chin. Phys.* **27**, 077401 (2018).
- [43] A. Griffin and V. Ambegaokar, in *Proc. 9th Int. Conf. Low Temp. Phys.*, J. G. Daunt, D. O. Edwards, F. J. Milford, and M. Yaquib, eds. (Plenum Press, New York, 1965), Part A, p. 524.
- [44] M. Nishiyama, Y. Inada, and G.-q. Zheng, Superconductivity of the ternary boride $\text{Li}_2\text{Pd}_3\text{B}$ probed by ^{11}B NMR, *Phys. Rev. B* **71**, 220505(R) (2005).
- [45] K. Asayama, G.-q. Zheng, Y. Kitaoka, K. Ishida, and K. Fujiwara, NMR study of high- T_c superconductors, *Physica C* **178**, 281 (1991).
- [46] S. Kawasaki, T. Oka, A. Sorime, Y. Kogame, K. Uemoto, K. Matano, J. Guo, S. Cai, L. Sun, J. L. Sarrao, J. D. Thompson, and G.-q. Zheng, Localized-to-itinerant transition preceding antiferromagnetic quantum critical point and gapless superconductivity in $\text{CeRh}_{0.5}\text{Ir}_{0.5}\text{In}_5$, *Commun. Phys* **3**, 148 (2020).
- [47] P. G. de Gennes, *Superconductivity of Metals and Alloys* (Westview Press, Oxford, UK, 1999).
- [48] G. S. Carter, L. H. Bennett, and D. J. Kahan, *Metallic Shifts in NMR, A Review of Theory and Comprehensive Critical Data Compilation of Metallic Materials*, edited by B. Chalmers, J. W. Christian, and T. B. Massalski, *Progress in Materials Science Vol. 20* (Pergamon Press, Oxford, 1977).
- [49] R. Ahlberg, *Handbook of atomic data*. S. Fraga, I. Karwowski, and K. M. S. Sexena. Elsevier Scientific Publishing Company, Amsterdam, Oxford, New York, *Int. J. Quant. Chem.* **12**, 231 (1977).

- [50] J. Matsuno, Y. Okimoto, Z. Fang, X. Z. Yu, Y. Matsui, N. Nagaosa, M. Kawasaki, and Y. Tokura, Metallic Ferromagnet with Square-Lattice CoO_2 Sheets, *Phys. Rev. Lett.* **93**, 167202 (2004).
- [51] B. J. Kim, J. Yu, H. Koh, I. Nagai, S. I. Ikeda, S.-J. Oh, and C. Kim, Missing xy -Band Fermi Surface in $4d$ Transition-Metal Oxide Sr_2RhO_4 : Effect of the Octahedra Rotation on the Electronic Structure, *Phys. Rev. Lett.* **97**, 106401 (2006).
- [52] B. J. Kim, H. Jin, S. J. Moon, J.-Y. Kim, B.-G. Park, C. S. Leem, J. Yu, T. W. Noh, C. Kim, S.-J. Oh, J.-H. Park, V. Durairaj, G. Cao, and E. Rotenberg, Novel $J_{\text{eff}} = 1/2$ Mott State Induced by Relativistic Spin-Orbit Coupling in Sr_2IrO_4 , *Phys. Rev. Lett.* **101**, 076402 (2008).
- [53] H. Watanabe, T. Shirakawa, and S. Yunoki, Microscopic Study of a Spin-Orbit-Induced Mott Insulator in Ir Oxides, *Phys. Rev. Lett.* **105**, 216410 (2010).