

Mirror Twin Higgs Cosmology: Constraints and a Possible Resolution to the H_0 and S_8 Tensions

Saurabh Bansal,^{a,b} Jeong Han Kim,^{c,d,e} Christopher Kolda,^a Matthew Low,^f Yuhsin Tsai^a

^a*Department of Physics, University of Notre Dame, IN 46556, USA*

^b*Department of Physics, University of Cincinnati, Cincinnati, Ohio 45221, USA*

^c*Department of Physics, Chungbuk National University, Cheongju, Chungbuk 28644, Republic of Korea*

^d*Center for Theoretical Physics of the Universe, Institute for Basic Science, Daejeon 34126 Korea*

^e*School of Physics, KIAS, Seoul 02455, Korea*

^f*Theoretical Physics Department, Fermilab, P.O. Box 500, Batavia, IL 60510, USA*

E-mail: bansalsh@ucmail.uc.edu, jeonghan.kim@cbu.ac.kr,
ckolda@nd.edu, mattlow@fnal.gov, ytsai3@nd.edu

ABSTRACT: The mirror twin Higgs model (MTH) is a solution to the Higgs hierarchy problem that provides well-predicted cosmological signatures with only three extra parameters: the temperature of the twin sector, the abundance of twin baryons, and the vacuum expectation value (VEV) of twin electroweak symmetry breaking. These parameters specify the behavior of twin radiation and the acoustic oscillations of twin baryons, which lead to testable effects on the cosmic microwave background (CMB) and large-scale structure (LSS). While collider searches can only probe the twin VEV, through a fit to cosmological data we show that the existing CMB (Planck18 TTTEEE+lowE+lowT+lensing) and LSS (KV450) data already provide useful constraints on the remaining MTH parameters. Additionally, we show that the presence of twin radiation in this model can raise the Hubble constant H_0 while the scattering twin baryons can reduce the matter fluctuations S_8 , which helps to relax the observed H_0 and S_8 tensions simultaneously. This scenario is different from the typical Λ CDM + ΔN_{eff} model, in which extra radiation helps with the Hubble tension but worsens the S_8 tension. For instance, when including the SH0ES and 2013 Planck SZ data in the fit, we find that a universe with $\gtrsim 20\%$ of the dark matter comprised of twin baryons is preferred over Λ CDM by $\sim 4\sigma$. If the twin sector is indeed responsible for resolving the H_0 and S_8 tensions, future measurements from the Euclid satellite and CMB Stage 4 experiment will further measure the twin parameters to $O(1-10\%)$ -level precision. Our study demonstrates how models with hidden naturalness can potentially be probed using precision cosmological data.

Contents

1	Introduction	1
2	Parametrizing the Twin Sector for Cosmological Studies	4
3	Mirror Twin Cosmology	7
3.1	Twin BBN	7
3.2	Twin Recombination	10
3.3	Perturbations in the MTH Universe	15
4	Cosmological Signals	18
4.1	Constraints from CMB Measurements	19
4.2	LSS Constraints and Application to the H_0 and S_8 Tensions	25
4.3	Non-Linear Corrections	35
4.4	Future Prospects	37
5	Conclusion	40
A	Additional MCMC results	42

1 Introduction

The electroweak hierarchy problem remains one of the focal questions in particle physics. While the big hierarchy is usually addressed through supersymmetry or compositeness, there are a number of approaches to solving the little hierarchy problem. Traditional solutions utilize symmetries that predict new particles near the electroweak scale. Consequently, these particles are either present only deep in the primordial dark ages or they persist until the present day as cold dark matter (CDM). Therefore, typical solutions to the little hierarchy problem are expected to produce new signals at high energy colliders, but not in cosmological observations.

More recently, motivated by the increasingly strong limits on new particles from the Large Hadron Collider (LHC), solutions to the little hierarchy problem have been proposed that subvert this expectation. These models permit the Higgs to be the only observable resonance within reach of the LHC, but, often unavoidably, predict deviations from the standard cosmological scenario (Λ CDM). The twin Higgs model [1] is one of the early examples, but this class of “hidden naturalness” models has expanded significantly [2–22]. Other variations include N -naturalness [23] and relaxion mechanisms [24–26] that also produce minimal collider signatures but have a cosmological history that is outside the standard paradigm.

In fact, even if hidden naturalness were first discovered at the LHC, the predicted signatures are usually indirect in nature, such as missing transverse energy or deviations in Higgs couplings. As a result, it would be challenging to attribute such observations uniquely to a hidden sector.

Constraints from cosmological observations, on the other hand, provide a complementary handle on new physics. For example, additional radiation can be probed through cosmological measurements that are sensitive to the expansion rate of the universe. Also, the matter power spectrum is sensitive to the presence of new particles that interact with the added radiation. As the precision of such measurements improve, there is more and more that can be learned about a possible hidden sector.

In this work, we specifically study the mirror twin Higgs model (MTH). In this model, the entire particle content and symmetries of the Standard Model (SM) are replicated, yielding a “twin sector.” Each twin particle is heavier than its SM counterpart by a small factor. While variations of twin Higgs models that only replicate part of the SM particle spectrum or symmetries have been proposed,¹ we consider the case with the minimal assumption of the mirror-symmetry breaking, in which all particles and symmetries of the SM are also present in the twin sector. Therefore, the particle content of the twin sector is expected to be similar to that of the SM.

The presence of additional states in the twin sector, especially so many potentially stable particles, creates immediate problems for the MTH model. At late times, there are stable twin electrons and baryons, which could together represent some or all of the universe’s dark matter; and there are stable, ultra-relativistic states in the form of twin photons and neutrinos, the latter of which will come in three species. It is these relativistic degrees of freedom that present the first challenge to the model, because such light degrees of freedom will alter the expansion rate of the universe and modify the well-known cosmological processes such as nucleosynthesis and the generation of CMB.²

In order to preserve the successes of traditional Big Bang cosmology, one must constrain the number of additional light degrees of freedom present in any model of new physics. Following the standard practice of expressing this bound in terms of the number of additional effective species of neutrinos allowed, ΔN_{eff} , one finds that $\Delta N_{\text{eff}} \lesssim 0.30$ [29]. On the other hand, the MTH model predicts $\Delta N_{\text{eff}} \approx 5 - 6$, assuming that the temperature of the twin sector matches that of the SM [30, 31]. That prediction, however, can be reduced if the temperatures in the twin sector are lower than those of the SM sector. In fact, this is at least somewhat expected. If the twin and SM sectors decouple as expected near a few GeV [3], then the twin sector will be naturally colder because at decoupling more twin species will have already left the thermal bath due to their heavier masses. One could posit additional sources of cooling in the twin sector, for example, an asymmetric post-inflationary reheating that preferentially reheats the SM more effectively than the twin sector [30–32]. Alternative ways to cool the twin sector, and thereby lower ΔN_{eff} , have also been studied [33–37]. Regardless of the source, one requirement for a realistic MTH cosmology is that the twin sector must be colder than the SM sector.

It is not only the extra radiation, however, that leads to cosmological constraints on the MTH

¹One example is the fraternal twin Higgs model [15] where only the third generation of fermions, the color force, and the weak force are replicated. In the hadrosymmetric twin Higgs model [27] the twin sector contains twin copies for all three generations of quarks, but the twin lepton sector is absent.

²See also [28] for a study of the DM halo and direct detection signals of the MTH model.

model. Since the twin sector is a copy of the SM, twin baryons and electrons will undergo a sequence of events similar to the SM, the most important of which are twin Big Bang nucleosynthesis (twin BBN) and, later, twin recombination. However, since the twin sector is heavier and colder than the SM, these processes will occur earlier than the analogous processes in Λ CDM. As we shall see, these two processes will leave indelible marks on the universe, so we pause to give a brief overview of each process and its signatures.

Twin BBN is the process by which twin nuclei composed of twin protons and twin neutrons are created. As in the SM, the vast majority of twin baryonic matter ends up in twin hydrogen and twin helium, although with different relative abundances.³ At later times, twin baryon density perturbations begin to oscillate as they enter the horizon due to an interplay between the gravitational potential and the twin photon pressure. These twin baryon acoustic oscillations (twin BAO) are visible in the matter power spectrum via both a decrease in power at small scales and oscillations with a period in momentum space that is longer than that of BAO from the SM sector [40]. These oscillations are, in fact, a generic feature of hidden sector models with both dark radiation and matter to which it couples; but unlike the generic case, we will find that these oscillations turn off at twin recombination, which leaves the matter power spectrum unmodified at the largest scales.

Once the temperature of the universe cools sufficiently, the twin electrons and the twin hydrogen and helium nuclei combine into neutral twin atoms, again mimicking recombination in the SM sector. At this point, twin BAO ends and the twin atoms begin to fall into the gravitational wells already seeded by any non-interacting cold dark matter. Prior studies have made semi-analytic estimates showing that the size of the suppression in the matter power spectrum at small scales depends on the abundance of twin baryonic matter, while the scale at which the oscillations stop depends on the time of twin recombination [40]. Such estimates provide a crucial first test of the MTH cosmology, but are not precise enough to make true comparisons to the high precision data on the CMB from Planck and on the matter power spectrum from, *e.g.*, the KV450 catalogue [41]. Nor do they allow us to predict with any confidence the ability of future surveys, such as Euclid [42] or CMB Stage 4 (CMB-S4) [43], to constrain the parameter space of the MTH model. Given the increasing accuracy of the datasets available, such comparisons are only possible when calculating the full evolution of the universe within the MTH paradigm.

To that end, we have implemented the MTH model inside the Cosmic Linear Anisotropy Solving System, CLASS (v2.9) [44], which is one of the leading programs used to calculate the evolution of the universe. For comparison with data and to extract parameter bounds, we use the cosmological inference package `MontePython` (v3.4) [45], interfaced with our version of CLASS.⁴

Interestingly, as we will show, addressing the little hierarchy problem using a twin sector may in fact help to alleviate some puzzling tensions in the current cosmological data. The first of these is the Hubble tension which is an inconsistency between the value of H_0 inferred from the CMB [29] and the locally measured value [46–48] obtained by the SHOES collaboration.⁵ The inferred H_0 value

³For additional studies of BBN occurring in a dark sector, see [38, 39].

⁴Our modifications to CLASS are available at https://github.com/srbPhy/class_twin.

⁵There are other local H_0 measurements, for instance, based on the tip of the red-giant branch distance ladder measurement [49–51] or measurements using strong gravitational lensing systems [52–54]. While the obtained H_0 varies between

from the Λ CDM fit to the Planck data is $4 - 5\sigma$ lower than the locally measured values [55].

The second is the S_8 tension where $S_8 \equiv \sigma_8(\Omega_m/0.3)^{0.5}$ [41], σ_8 is the root mean square of matter fluctuations around the $8h^{-1}$ Mpc scale, and Ω_m is the total matter abundance. The value of S_8 inferred from the CMB is $2 - 3\sigma$ larger than measurements of large-scale structure from weak lensing and galaxy cluster surveys [41, 56–59]. While many models have been proposed to ease one or the other tension,⁶ we will find that the MTH model naturally includes parameter space where both tensions are simultaneously and significantly ameliorated.

One necessity of using a detailed numerical approach is that a specific model needs to be chosen. Though we describe the modifications made to the CLASS software for working within the MTH model, the same roadmap can be followed to study other, similar models, including some of the variations of twin Higgs scheme mentioned above, or, for example, N -naturalness models.

The organization of the paper is as follows. In Sec. 2 we discuss the relevant details of the MTH model, in particular the three parameters that determine the cosmological evolution of the twin sector. Next, in Sec. 3 the cosmological history of the twin sector is described, including twin BBN, twin recombination, and the evolution of perturbations. In Sec. 4 the CMB and matter power spectrum are computed and compared to present data to extract limits on model parameters. In so doing, we demonstrate that the MTH model can significantly relax both the Hubble and S_8 tensions simultaneously. We also discuss the effect that non-linear corrections to the matter power spectrum will have on our results. Finally, we estimate the sensitivity of future observations and find that the MTH parameter space will be probed at the $O(1 - 10\%)$ level in next generation surveys. Our conclusions are summarized in Sec. 5.

2 Parametrizing the Twin Sector for Cosmological Studies

In the MTH model, the SM is accompanied by a twin sector which is an exact replica of the particle content and gauge symmetries of the SM. Moreover, the gauge and Yukawa couplings of the two sectors are identical, enforced by a discrete Z_2 symmetry which is only softly broken. This breaking of the Z_2 symmetry causes the vacuum expectation value (VEV) in the twin sector \hat{v} ⁷ to differ from that of the SM sector v . We can parametrize the amount of breaking by the dimensionless ratio \hat{v}/v .

Current searches for invisible Higgs decays require $\hat{v}/v \gtrsim 3$ [65], which corresponds to a mild tuning, which we define as $2v^2/(v^2 + \hat{v}^2) \approx 20\%$. Measurements of Higgs couplings [66], such as the Z -Higgs coupling, also require $\hat{v}/v \gtrsim 2$. This region is consistent with electroweak precision bounds [67] and flavor bounds [68]. The rough requirement of a natural theory, with tuning $\gtrsim 10\%$ (1%), sets an approximate upper bound of $\hat{v}/v \lesssim 5$ (15).

The specific components of the twin sector relevant for the study of cosmological observables are: the twin radiation, in the form of twin photons $\hat{\gamma}$ and twin neutrinos $\hat{\nu}$; and the twin matter, in the

these different measurements, we will focus on the SHOES result, which has the largest deviation from the Planck measurement.

⁶For recent reviews and other proposed solutions to the H_0 tension see, *e.g.* [55, 60, 61]. A mirror sector has been proposed to relax the H_0 tension [62, 63] and both the H_0 and S_8 tensions [40, 64].

⁷Our convention is to write all twin particles and parameters using the corresponding SM notations but with a “hat” symbol on top.

form of twin protons \hat{p} and twin neutrons \hat{n} , which, after a period of twin BBN, form twin hydrogen \hat{H}^+ and twin helium nuclei \hat{He}^{++} . These nuclei bind with twin electrons \hat{e} during twin recombination, which means that the universe today has a fraction of its energy budget in the form of twin atoms, \hat{H} and \hat{He} , that may or may not bind together gravitationally to form larger structures (like twin stars and twin galaxies)⁸ depending on the details of the nuclear physics in the twin sector.

While it would be efficient for the twin baryons to make up the entirety of the universe's dark matter, this need not be the case. In fact, given our lack of understanding of how the SM baryon density is set, it is best to leave the density of twin baryons as a free parameter. We thus define a new variable to describe the abundance of twin matter in the universe today, \hat{r} , the fraction of the universe's dark matter that is composed of twin baryons:

$$\hat{r} \equiv \frac{\Omega_{\text{all twin baryons}}}{\Omega_{\text{DM}}}.$$

If the twin and SM sectors were exactly alike, our naive expectation would be that there would be equal amounts of twin baryons and SM baryons, in which case $\hat{r} \approx 0.2$; that is, the twin baryons would only contribute about 5% of the universe's total energy budget, which would be roughly 20% of the dark matter budget. However, we will allow \hat{r} to vary over its entire permissible range of $0 < \hat{r} \leq 1$.

The contribution of any new form of radiation to the energy budget of the universe is most often expressed as a change in the effective number of extra neutrinos ΔN_{eff} . In the MTH model, the contribution of twin radiation to ΔN_{eff} is a complicated function of redshift that depends on the relative relativistic degrees of freedom in the two sectors (SM and twin). However, for the processes of interest for this analysis, *i.e.* twin neutrino decoupling (for the twin BBN calculation) and recombination, it can be inferred from the ratio of the temperatures of the two sectors. Using the definition of ΔN_{eff} ,

$$\hat{g}_* \hat{T}^4 = 2 \times \frac{7}{8} \left(\frac{4}{11} \right)^{4/3} (\Delta \hat{N}) T^4 \quad \Longrightarrow \quad \frac{\hat{T}}{T} = \left(\frac{\Delta \hat{N}}{7.4} \right)^{1/4}, \quad (2.1)$$

where $\hat{g}_* = 3.36$ is the twin relativistic degrees of freedom, $\hat{T}(T)$ is the temperature of the twin (SM) sector and $\Delta \hat{N}$ is the contribution of the twin sector to ΔN_{eff} .

In this paper we will treat the twin neutrinos as free-streaming radiation. We will not consider the possibility of twin neutrinos being warm dark matter [73], which can further suppress the matter power spectrum. Just as in the SM, before twin electron-positron annihilation, the twin neutrino and twin photon temperature are equal: *i.e.* $T_{\hat{\nu}} = \hat{T}$. However, after the twin electrons and positrons annihilate, the twin photon temperature increases (relative to the twin neutrinos) due to the resulting entropy dump, leading to $T_{\hat{\nu}} = (4/11)^{1/3} \hat{T}$. Thus, dividing the contributions to $\Delta \hat{N}$ into those due to twin photons and neutrinos,

$$\Delta \hat{N} = \Delta N_{\hat{\gamma}} + \Delta N_{\hat{\nu}}, \quad (2.2)$$

⁸See [69–72] for more discussion on twin stars and Ref. [28] for a discussion of twin galaxy formation.

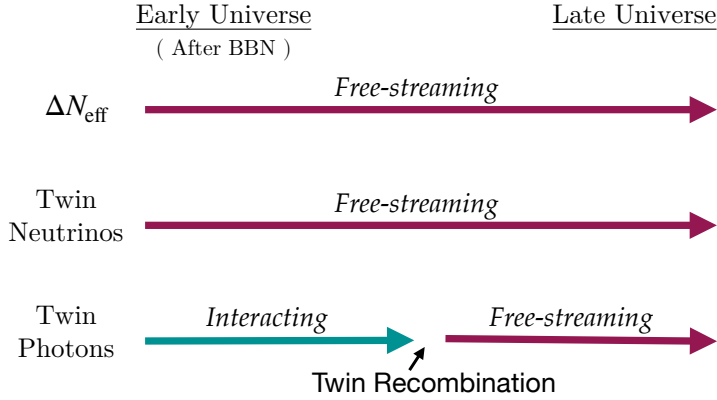


Figure 1: Pictorial representation of the phases of twin radiation.

we find

$$\Delta N_{\hat{\gamma}} = \frac{1}{(7/8)} \left(\frac{11}{4}\right)^{4/3} \left(\frac{\hat{T}}{T}\right)^4 = 4.4 \frac{\Delta \hat{N}}{7.4}, \quad (2.3)$$

$$\Delta N_{\hat{\nu}} = 3 \left(\frac{11}{4}\right)^{4/3} \left(\frac{T_{\hat{\nu}}}{T}\right)^4 = 3 \frac{\Delta \hat{N}}{7.4}. \quad (2.4)$$

As discussed in Sec. 1, there are several mechanisms for arranging the temperature differential between the two sectors. We will proceed under the assumption that $\Delta \hat{N}$ is a free parameter. Thus, the free parameters of the MTH model relevant for this cosmological study are: \hat{v}/v , \hat{r} , and $\Delta \hat{N}$.

Throughout the rest of this work, we will be comparing the MTH model to two benchmark models. The first is the canonical Λ CDM model, while the second model is a small variation on Λ CDM in which we add a new source of ultra-relativistic, free-streaming dark radiation with its own temperature set by ΔN_{eff} . The reasons for comparing to this latter model are two-fold. Firstly, the MTH model contains both dark radiation (twin photons and twin neutrinos) and interacting dark matter (twin baryons) and by comparing to the Λ CDM + ΔN_{eff} model (with $\Delta N_{\text{eff}} = \Delta \hat{N}$), we can better isolate the effects of the twin baryons, while keeping the radiation energy density, and thus the expansion rate of the universe, the same in both models. Secondly, it has been shown [55] that allowing $\Delta N_{\text{eff}} > 0$ helps to ease the Hubble tension. By comparing our model to the Λ CDM + ΔN_{eff} model, we can identify when and how the extra structure of the twin sector plays any role in fitting to the cosmological parameters.

One unique aspect of the MTH model is, in fact, the behavior of the dark radiation. While the twin neutrinos in the MTH model are always free-streaming, the twin photons behave like interacting radiation prior to twin recombination, but then stream freely afterwards. We indicate this schematically in Fig. 1. In this way, the dark radiation of the MTH model differs from that in our benchmark Λ CDM + ΔN_{eff} model.

3 Mirror Twin Cosmology

The matter and CMB power spectra are highly sensitive to thermal processes of the early universe, namely BBN and recombination. As the twin sector contains a near-perfect copy of the SM, equivalent thermal processes, such as twin BBN and twin recombination, will also occur. The details and signatures of these twin processes, however, can be quite different from those of the SM. The difference between the two sectors predominantly stems from the facts that the twin particles are heavier and/or colder than their SM counterparts and that we directly observe the power spectra in SM matter and radiation instead of via the twin counterparts.

These early universe twin processes leave imprints on cosmological observables. Therefore, an accurate account of these processes is vital for studying the MTH model using cosmological datasets. We first discuss the important physics of twin BBN and twin recombination that can affect their cosmological signatures. Our estimates closely follow those of Ref. [40]. We will then be prepared to discuss the evolution of perturbations in the MTH model. In each part of the discussion, we provide a brief overview of our implementation of the MTH model into CLASS.

3.1 Twin BBN

Big Bang nucleosynthesis is the primordial process which leads to the formation of helium nuclei along with traces of other light elements. For the purposes of this work, the only output from BBN that we need to consider is the primordial mass fraction of helium, $Y_p(^4\text{He}) \equiv \rho_{\text{He}}/(\rho_{\text{He}} + \rho_{\text{H}})$. In order to compute $Y_p(^4\text{He})$, we use the CLASS implementation of the BBN code PARTHENON (v1.0) [74], assuming a neutron lifetime of 885.7 seconds.

Twin BBN is the parallel process that occurs for twin matter. During twin BBN, twin helium nuclei (*i.e.* nuclei made up of two twin protons and two twin neutrons) are formed, possibly along with traces of heavier twin nuclei. Just as in the SM, we expect the primordial mass fraction of the heavier twin elements to be negligible and the twin matter energy density to be dominated by twin hydrogen $\hat{\text{H}}$ and twin helium $\hat{\text{He}}$. As such, we ignore all heavier twin elements in calculating twin BBN. With that simplification, the primordial abundance of twin helium, $\hat{Y}_p(^4\hat{\text{He}}) \equiv \rho_{\hat{\text{He}}}/(\rho_{\hat{\text{He}}} + \rho_{\hat{\text{H}}})$, can be computed in a straightforward manner.

The successful formation of twin helium also requires the twin neutron to live long enough to form twin deuterium. In the SM sector, the deuterium bottleneck means that some neutrons have decayed before they can form deuterium. As discussed in [40], the twin neutron yield at the twin deuterium formation depends on the ratio of the twin neutron lifetime over the twin deuterium formation time, where the later number can be estimated using the lattice result for the deuterium binding energy (see *e.g.*, [75] for a review). From the estimate in [40], both of these time scales are roughly proportional to \hat{v}^{-1} when $(\hat{v}/v) \gtrsim 2$. The resulting neutron yield is therefore insensitive to the (\hat{v}/v) value and is similar to or only slightly smaller than the ratio in the SM case. The decay of twin neutrons before twin deuterium formation can at most suppress $\hat{Y}_p(^4\hat{\text{He}})$ by an additional $\mathcal{O}(10\%)$ relative to the calculated ratio and will not significantly change the conclusions of our cosmological study.

The twin helium mass fraction, \hat{Y}_p , primarily depends on the freeze-out number density of twin neutrons \hat{n} , as almost all the twin neutrons after freeze-out combine with twin protons \hat{p} to form

$\hat{\text{He}}$ nuclei. Taking this to be the case, the primordial abundance of twin helium can be computed using,

$$\hat{Y}_p(^4\hat{\text{He}}) \equiv \frac{\rho_{\hat{\text{He}}}}{\rho_{\hat{\text{He}}} + \rho_{\hat{\text{H}}}} \approx \frac{4n_{\hat{\text{He}}}}{n_{\hat{\text{H}}} + 4n_{\hat{\text{He}}}} = 2X_{\hat{n}}^{\text{freeze-out}}, \quad (3.1)$$

where $X_{\hat{n}}^{\text{freeze-out}}$ is defined as the freeze-out value of the twin neutron fraction, $X_{\hat{n}} \equiv n_{\hat{n}}/(n_{\hat{n}} + n_{\hat{p}})$. The evolution of $X_{\hat{n}}$, in turn, can be calculated using the following Boltzmann equation [76–79],

$$\frac{dX_{\hat{n}}}{dT} = \frac{\Gamma_{\hat{n}\hat{\nu}_e \rightarrow \hat{p}\hat{e}^-} + \Gamma_{\hat{n}\hat{e}^+ \rightarrow \hat{p}\hat{\nu}_e}}{TH(T)} \left(X_{\hat{n}} - (1 - X_{\hat{n}}) e^{-\hat{Q}/\hat{T}} \right), \quad (3.2)$$

where $\Gamma_{\hat{n}\hat{\nu}_e \rightarrow \hat{p}\hat{e}^-}$ and $\Gamma_{\hat{n}\hat{e}^+ \rightarrow \hat{p}\hat{\nu}_e}$ are the twin neutron depletion rates and $\hat{Q} \equiv m_{\hat{n}} - m_{\hat{p}}$. In the above equation, as long as $\hat{T} \gg \hat{Q}$, the twin neutrons and twin protons remain in equilibrium, with $X_{\hat{n}} = 1/2$. The depletion rates mimic the SM calculation:

$$\Gamma_{\hat{n}\hat{\nu}_e \rightarrow \hat{p}\hat{e}^-} = \frac{1 + 3g_a^2}{2\pi^3} \hat{G}_F^2 \hat{Q}^5 J(1; \infty), \quad \Gamma_{\hat{n}\hat{e}^+ \rightarrow \hat{p}\hat{\nu}_e} = \frac{1 + 3g_a^2}{2\pi^3} \hat{G}_F^2 \hat{Q}^5 J\left(-\infty; -\frac{m_{\hat{e}}}{\hat{Q}}\right), \quad (3.3)$$

where

$$J(a, b) \equiv \int_a^b \sqrt{1 - \frac{(m_{\hat{e}}/\hat{Q})^2}{q^2}} \frac{q^2(q-1)^2 dq}{\left(1 + e^{\frac{\hat{Q}}{\hat{T}}(q-1)}\right) \left(1 + e^{-\frac{\hat{Q}}{\hat{T}}q}\right)}. \quad (3.4)$$

Though it is not obvious from the above equations, $J(a, b)$ in the above equation has a strong temperature dependence; this ensures that as the temperature decreases, the coefficient on the right of Eq. (3.2) drops below 1, so that freeze-out can happen.

Next, we briefly discuss our estimate of the mass difference, \hat{Q} , between the twin neutron and twin proton. Although the gauge couplings of the twin sector are equal to those of the SM at the cutoff scale of the theory (about 5 – 10 TeV), the running of the couplings in the two models is different because of the higher twin VEV. Due to this, the confinement scale for twin QCD ($\hat{\Lambda}_{\text{QCD}}$) is higher than that of the SM (Λ_{QCD}). Using the renormalization group running of the strong coupling at one-loop for the twin sector, one finds

$$\frac{\hat{\Lambda}_{\text{QCD}}}{\Lambda_{\text{QCD}}} \approx 0.68 + 0.41 \log(1.32 + \hat{v}/v). \quad (3.5)$$

Using this $\hat{\Lambda}_{\text{QCD}}$ and the lattice QCD result in Fig. 3 of Ref. [80], we can fit the mass splitting function between neutron and proton and estimate \hat{Q} to be [40]

$$\frac{\hat{Q}}{Q} \approx 1.68(\hat{v}/v) - 0.68, \quad Q \equiv m_n - m_p = 1.29 \text{ MeV}. \quad (3.6)$$

Finally, the mass of the twin electron and the twin Fermi constant are related to their SM counterparts by,

$$m_{\hat{e}} = (\hat{v}/v) m_e, \quad \hat{G}_F = (\hat{v}/v)^{-2} G_F. \quad (3.7)$$

An example of the evolution of $X_{\hat{n}}$ for the twin sector with $\hat{v}/v = 3$ and $\Delta\hat{N} = 0.3$ is shown in Fig. 2. Just like the SM sector, the twin sector starts with an equal number density of twin neutrons and twin protons since their mass difference is small compared to their temperature and $\hat{n} \leftrightarrow \hat{p}$ rates are in balance. However, as the universe cools, the rate of $\hat{p} \rightarrow \hat{n}$ process drops, suppressing the twin neutron fraction. In time, the scattering rate drops below the Hubble rate; ultimately leading to the freeze-out of twin neutrons. It is worth noting that the freeze-out of the twin neutrons happens much earlier than that of SM neutrons. We find that for $1 \text{ MeV} \lesssim T \lesssim 10^4 \text{ MeV}$, the depletion rates $\Gamma_{\hat{n}\hat{\nu}_e \rightarrow \hat{p}\hat{e}^-}$ and $\Gamma_{\hat{n}\hat{e}^+ \rightarrow \hat{p}\hat{\nu}_e}$ are smaller than the SM values by a factor of about $10^3 - 10^4$. Due to this, the coefficient on the right-hand side of Eq. (3.2) drops below unity at a higher temperature, leading to a earlier freeze-out.

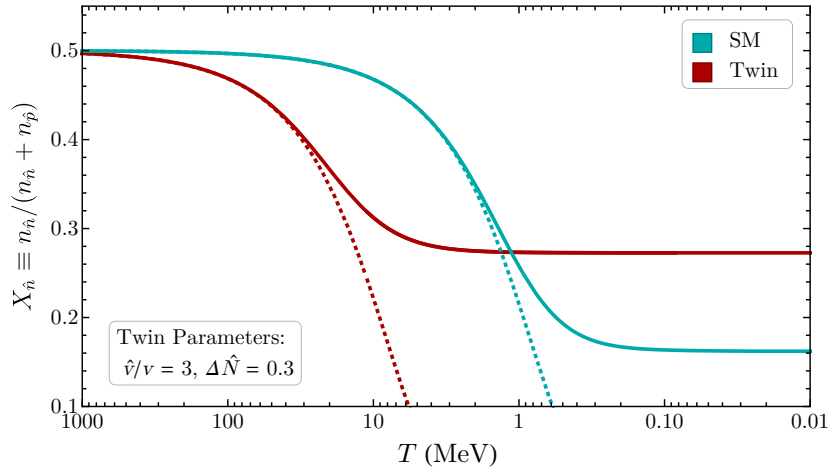


Figure 2: An example of the evolution of the twin neutron fraction $X_{\hat{n}}$ (solid red line) as a function of temperature showing twin neutron freeze-out. Also shown is the evolution of the SM neutron fraction X_n (solid teal line). The dotted lines indicate the equilibrium values of the neutron fraction for the two sectors.

Finally, using Eqs. (3.1) and (3.2), we compute the primordial mass fraction of twin helium for the parameter space of \hat{v}/v and $\Delta\hat{N}$. The results of this analysis are shown in Fig. 3.⁹ A colder (*i.e.* lower $\Delta\hat{N}$) or heavier (*i.e.* higher \hat{v}/v) twin sector has a larger primordial mass fraction of twin helium. To incorporate twin BBN in CLASS, we calculate $\hat{Y}_p(^4\hat{\text{He}})$ in `Mathematica` for a range of values of \hat{v}/v and $\Delta\hat{N}$ using the procedure discussed above and store the output in a file. This file is then read and interpolated in CLASS to obtain $\hat{Y}_p(^4\hat{\text{He}})$ for the twin parameters of interest.

⁹Note that the results shown in Fig. 3 are different from those in Ref. [40], and the size of $\hat{Y}_p(^4\hat{\text{He}})$ is lower than the estimate in [40] by $\approx 30\%$. This discrepancy is the result of an error in the calculations of Ref. [40]. Specifically, for the exponential in Eq. (3.2) we use twin photon temperature \hat{T} , whereas Ref. [40] incorrectly used the SM photon temperature T .

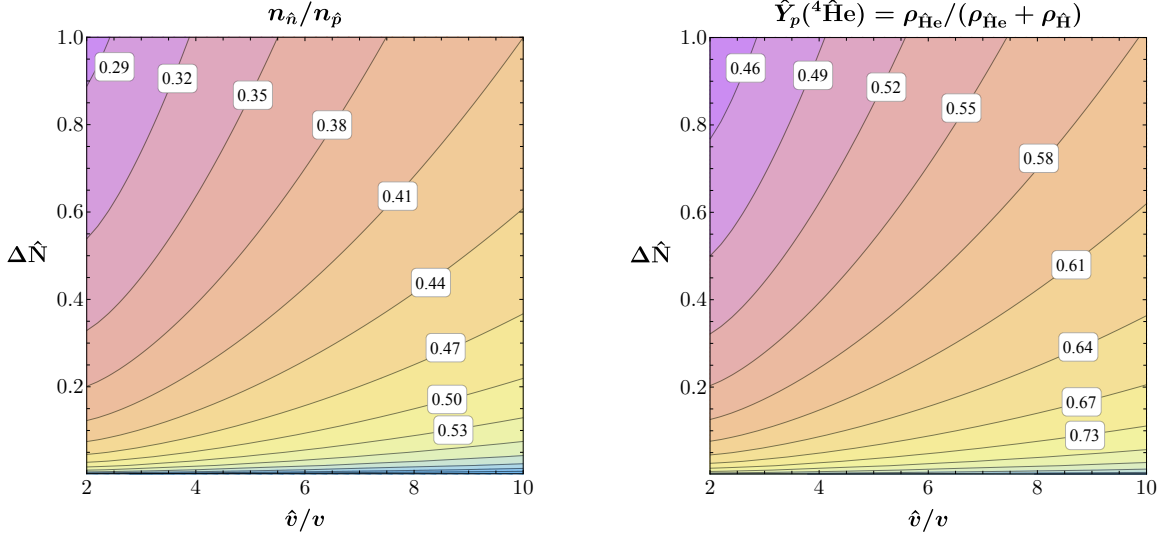


Figure 3: The twin neutron to twin proton fraction (left) and the primordial abundance of twin helium (right) obtained from twin BBN.

3.2 Twin Recombination

Like in the SM sector, twin nuclei formed during twin BBN combine with twin electrons to produce twin neutral atoms. We call this process twin recombination and it occurs in three distinctive steps. First, doubly-ionized twin helium ($\hat{\text{He}} \text{ III}$) nuclei combine with a twin electron to form singly-ionized twin helium ($\hat{\text{He}} \text{ II}$). Then, $\hat{\text{He}} \text{ II}$ nuclei combine with a twin electron to form neutral twin helium ($\hat{\text{He}} \text{ I}$) atoms. Finally, all of the remaining twin protons in the universe combine with free twin electrons to form twin hydrogen ($\hat{\text{H}} \text{ I}$) atoms.

The dynamics of twin recombination can be studied by tracking the evolution of the ionization fraction of twin electrons, $x_{\hat{e}} \equiv n_{\hat{e}}/n_{\hat{\text{H}}}$. Here, $n_{\hat{\text{H}}}$ is the combined number density of neutral and ionized twin hydrogen atoms. The ionization fraction, in turn, can be calculated by tracking the capture of twin electrons into excited atomic levels, followed by their decay to the ground state. A precise calculation of twin recombination would require a level-by-level treatment of both twin helium and hydrogen atoms.

The recombination of twin hydrogen can be well-described by a three-level system of the twin hydrogen atom, as was originally done by Peebles for the standard hydrogen recombination [81]. However, a similar account of twin helium recombination is beyond the scope of this work as, even in the SM, helium recombination depends on a complex network of transitions between the various energy levels. In our analysis, we approximate the twin helium recombination using the Saha equations, which are known to accurately predict the onset of recombination.

We do not expect this approximation to have a significant effect on our results. This is because the effects of twin recombination on our observables are dominated by the physics of the last recombination (*i.e.* $\hat{\text{H}}$ -recombination), the time at which twin photons decouple. That is to say the current data is not sensitive to the details of $\hat{\text{He}}$ recombination. To accurately compute the twin hydrogen

recombination we use Peebles-like three-level twin hydrogen atom. Note that for the recombination in the SM sector, we utilize the CLASS implementation of RECFAST [82] version 1.5.2 to compute the evolution of x_e for the SM. This calculation of x_e is based on a level-by-level treatment of both hydrogen and helium atoms [83].

The ionization fraction of twin electrons ($x_{\hat{e}}$) resulting from twin helium recombination is computed using the following Saha equations [83]:

$$\frac{(x_{\hat{e}} - 1 - f_{\hat{\text{He}}}) x_{\hat{e}} n_{\hat{\text{H}}}}{1 + 2f_{\hat{\text{He}}} - x_{\hat{e}}} = \left(\frac{m_{\hat{e}} \hat{T}}{2\pi} \right)^{3/2} e^{-\epsilon_{\hat{\text{HeII}}}/\hat{T}}, \quad (\hat{\text{He III}} \rightarrow \hat{\text{He II}}), \quad (3.8)$$

$$\frac{(x_{\hat{e}} - 1) x_{\hat{e}} n_{\hat{\text{H}}}}{1 + f_{\hat{\text{He}}} - x_{\hat{e}}} = 4 \left(\frac{m_{\hat{e}} \hat{T}}{2\pi} \right)^{3/2} e^{-\epsilon_{\hat{\text{HeI}}}/\hat{T}}, \quad (\hat{\text{He II}} \rightarrow \hat{\text{He I}}), \quad (3.9)$$

where, $f_{\hat{\text{He}}} \equiv n_{\hat{\text{He}}}/\hat{n}_{\hat{\text{H}}}$, $m_{\hat{e}} = (\hat{v}/v)m_e$ is the mass of twin electrons, and $\epsilon_{\hat{\text{HeII}}}$ and $\epsilon_{\hat{\text{HeI}}}$ are the binding energies of the first and second twin electron, respectively, in the twin helium atom. Since the binding energies are directly proportional to the mass of the twin electrons, the latter two quantities can be written as,

$$\epsilon_{\hat{\text{HeII}}} = \left(\frac{\hat{v}}{v} \right) \epsilon_{\text{HeII}} \approx \left(\frac{\hat{v}}{v} \right) 54.4 \text{ eV}, \quad (3.10)$$

$$\epsilon_{\hat{\text{HeI}}} = \left(\frac{\hat{v}}{v} \right) \epsilon_{\text{HeI}} \approx \left(\frac{\hat{v}}{v} \right) 24.6 \text{ eV}. \quad (3.11)$$

For twin hydrogen recombination, we follow the procedure outlined in Ref. [40]. The evolution of $x_{\hat{e}}$ during twin hydrogen recombination is computed using the following relation

$$\frac{dx_{\hat{e}}}{dt} = -\frac{\Lambda_{\hat{\alpha}} + \Lambda_{2\hat{\gamma}}}{\Lambda_{\hat{\alpha}} + \Lambda_{2\hat{\gamma}} + 4\hat{\beta}} \hat{\alpha}^{(2)} \left[n_{\hat{\text{H,tot}}} x_{\hat{e}}^2 - (1 - x_{\hat{e}}) \left(\frac{m_{\hat{e}} \hat{T}}{2\pi} \right)^{3/2} e^{-\epsilon_{\hat{\text{H}}}/\hat{T}} \right], \quad (3.12)$$

where t is the time, $\Lambda_{\hat{\alpha}}$ is the decay rate of the $\hat{\text{H}}(2p)$ state to the $\hat{\text{H}}(1s)$ state due to the emission of a Lyman- α twin photon, $\Lambda_{2\hat{\gamma}}$ is the two twin photons decay rate of the $\hat{\text{H}}(2s)$ state to the $\hat{\text{H}}(1s)$ state, and $\hat{\alpha}^{(2)}$ and $\hat{\beta}$ are the recombination and photoionization rates of the $n = 2$ states of twin hydrogen. The last two quantities can be approximated as [84]

$$\hat{\alpha}^{(2)} = 0.448 \frac{64\pi}{\sqrt{27\pi}} \frac{\alpha^2}{m_{\hat{e}}^2} \left(\frac{\epsilon_{\hat{\text{H}}}}{\hat{T}} \right)^{1/2} \ln \left(\frac{\epsilon_{\hat{\text{H}}}}{\hat{T}} \right), \quad (3.13)$$

$$\hat{\beta} = \frac{\hat{\alpha}^{(2)}}{4} \left(\frac{m_{\hat{e}} \hat{T}}{2\pi} \right)^{3/2} e^{-\epsilon_{\hat{\text{H}}}/4\hat{T}}, \quad (3.14)$$

where, α is the fine structure constant and is equal to the SM value, and $\epsilon_{\hat{\text{H}}}$ is twin hydrogen atom binding energy, given by

$$\epsilon_{\hat{\text{H}}} = (\hat{v}/v)\epsilon_{\text{H}}. \quad (3.15)$$

The Lyman- α and two twin photon transition rates are given by [40, 85, 86]

$$\Lambda_{\hat{\alpha}} = \frac{H (3 \epsilon_{\hat{H}})^3}{(8\pi)^2 n_{\hat{H}, \text{tot}} (1 - x_{\hat{e}})}, \quad (3.16)$$

$$\Lambda_{2\hat{\gamma}} = \left(\frac{\hat{\alpha}_{\text{em}}}{\alpha_{\text{em}}} \right)^6 \left(\frac{\hat{\epsilon}_{\hat{H}}}{\epsilon_{\hat{H}}} \right) \Lambda_{2\gamma} = \left(\frac{\hat{v}}{v} \right) \Lambda_{2\gamma}, \quad (3.17)$$

where $\Lambda_{2\gamma} = 8.227 \text{ sec}^{-1}$.

To compute twin recombination in CLASS, we have incorporated Eqs. (3.8), (3.9), and (3.12) in its thermodynamics module.¹⁰

In Fig. 4, we show a few examples of $x_{\hat{e}}$ as computed by CLASS for various combinations of twin parameters. In the figure, the values of twin parameters are indicated in the following format: $(\hat{r}, \Delta\hat{N}, \hat{v}/v)$. In the lower panel, we also show the visibility function, $g(z)$, as a function of redshift.¹¹ The visibility function is a probability distribution and is defined as the probability that a photon (or twin photon) in the CMB was last scattered at a particular redshift, z . Although recombination happens over a finite range of time, the nominal redshift of recombination is defined as the point at which the visibility function reaches its maximum. In the SM sector, this maximum happens towards the end of the recombination of hydrogen. However, as discussed below, this is not necessarily the case for the twin sector. In fact, as we will see, the visibility function will provide a unique insight into the physics of twin recombination, particularly when only a tiny fraction of the dark matter is made up of twin baryons.

We next discuss a few salient features of Fig. 4. Here, we use the red curve corresponding to $(\hat{r}, \Delta\hat{N}, \hat{v}/v) = (0.1, 0.3, 3)$ as our benchmark twin model, while the dotted and dashed curves show the results obtained by changing just one twin parameter relative to the benchmark model. The SM-labelled curve shows the evolution of x_e (rather than $x_{\hat{e}}$) due to recombination in the Λ CDM model.¹² This curve is based on the built-in functionality in CLASS to compute x_e and utilizes level-by-level treatment of both the hydrogen and helium atoms. In addition, we show a dotted line in the same

¹⁰For the numerical computation of \hat{H} -recombination in CLASS, we first start with the Saha equation instead of Eq. (3.12) for $1 \leq x_{\hat{e}} \leq 0.99$ in order to avoid numerical fluctuations. This works because it is well-known that the Saha equation accurately predicts the onset of recombination. In fact, a similar procedure is also used by RECFAST to compute SM H-recombination. For completeness, we here provide the Saha equation for twin hydrogen,

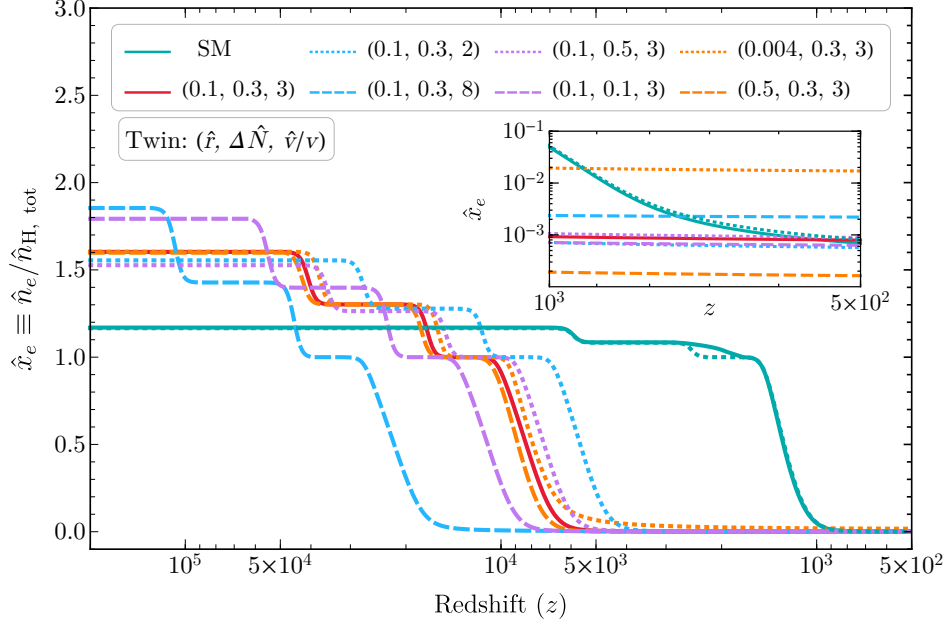
$$\frac{x_{\hat{e}}^2}{1 - x_{\hat{e}}} = \frac{(2\pi m_{\hat{e}} \hat{T})^{3/2}}{n_{\hat{H}}} e^{-\epsilon_{\hat{H}}/\hat{T}}, \quad (\hat{H} \text{ II} \rightarrow \hat{H} \text{ I}).$$

¹¹We define the visibility function $g(\eta)$ for the twin sector at a conformal time (η) as,

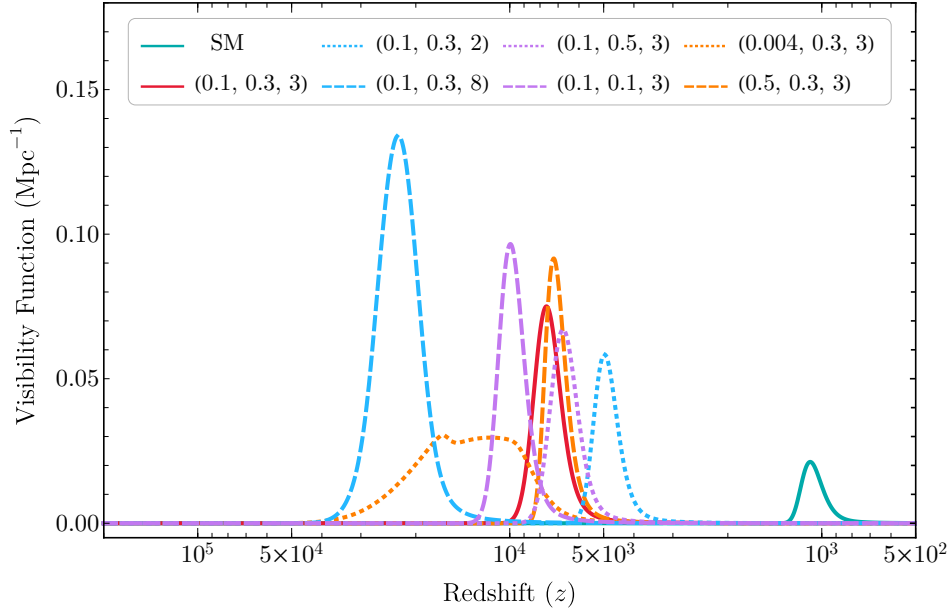
$$g(z) = -\frac{d\tau}{d\eta} e^{-\tau}, \quad \text{where } \tau(\eta) \equiv \int_{\eta}^{\eta_0} d\eta' a n_{\hat{e}} \hat{\sigma}_T \quad (3.18)$$

where a is the scale factor. The visibility function is normalized with respect to η . Therefore, in Fig. 4b, where the visibility function is plotted as a function of redshift, the different curves do not appear to be normalized to 1.

¹²Note that in the SM, x_e starts to grow again at $z \lesssim 100$ due to reionization. Though a similar situation may happen in the twin sector, we do not consider that to be the case in this work. We assume that the twin atoms do not reionize after twin recombination. However, even if they did, we do not expect this process to have much impact on our results.



(a)



(b)

Figure 4: The ionization fraction (Fig. 4a) and visibility function (Fig. 4b) for Λ CDM and the MTH model with various twin parameters labelled according to $(\hat{r}, \Delta\hat{N}, \hat{v}/v)$. The y -axis corresponds to x_e for the Λ CDM model.

color as the SM curve (most visible around $z = 2 \times 10^3$). This curve shows the evolution of $x_{\hat{e}}$ for the twin sector model in the limit when it behaves like the SM, which happens for $(\hat{r}, \Delta\hat{N}, \hat{v}/v) = (0.188, 7.4, 1)$. As we can see from the figure, the evolution of $x_{\hat{e}}$ in such a model closely follows the evolution of x_e in the SM, except around HeII \rightarrow HeI recombination, which is expected from the earlier discussion.

Here are a few additional important observations from Fig. 4:

- The first thing to notice in Fig. 4a is that the starting value of $x_{\hat{e}}$ (at the largest redshifts) is not the same for the different twin models shown in the figure. This is because at those redshifts, all the twin electrons are ionized while the denominator, in the definition of $x_{\hat{e}}$, does not include the twin protons bound into the $\hat{\text{H}}\text{e}$ nuclei:

$$x_{\hat{e}} \equiv \frac{n_{\hat{e}}}{n_{\hat{\text{H}}}} = \frac{n_{\hat{\text{H}}} + 2n_{\hat{\text{He}}}}{n_{\hat{\text{H}}}} = 1 + 2\frac{\hat{Y}_p}{4(1 - \hat{Y}_p)}, \quad (\text{at early times}),$$

where $\hat{Y}_p \equiv \hat{Y}_p(^4\hat{\text{H}}\text{e})$. Since these models have different abundances of twin helium (see twin BBN in Sec. 3.1), their starting $x_{\hat{e}}$ are different. Heavier and/or colder twin sectors lead to larger starting $x_{\hat{e}}$, whereas lighter and/or hotter twin sectors result in smaller values. Note that the starting value of $x_{\hat{e}}$ (and \hat{Y}_p) is independent of the value of \hat{r} (compare the orange and red lines in the figure).

- Twin recombination happens earlier on increasing \hat{v}/v or lowering $\Delta\hat{N}$. This is because a twin sector with a higher VEV has higher atomic binding energies causing twin recombination to take place at earlier times. On the other hand, a smaller $\Delta\hat{N}$ leads to a colder twin sector. The twin photons in such a sector do not have enough energy to reionize a twin electron that has attached to a nucleus. Thus decreasing $\Delta\hat{N}$ also leads to an earlier recombination. Finally, note that the shape of $x_{\hat{e}}(z)$ is roughly independent of the value of \hat{r} besides a small overall shift in z (compare the orange and red lines in the figure).
- The visibility function in Fig. 4b mostly behaves like a narrow Gaussian function and peaks towards the end of hydrogen recombination, as expected. However, the $(\hat{r}, \Delta\hat{N}, \hat{v}/v) = (0.004, 0.3, 3)$ (orange-dotted) cases show some peculiar deviations from this expected behavior. In this case, the visibility function shows a small peak around $\hat{\text{H}}\text{e}$ -recombination. It happens because the number density of twin particles in this case, due to small \hat{r} , is quite small. Therefore, when there is a further drop in $n_{\hat{e}}$ due to recombination, a fraction of the twin photons decouple. This ultimately leads to a small peak in the visibility function during twin helium recombination.¹³ Physically, it means that a fraction of the twin photons actually last scatter the twin electrons that were going to form neutral $\hat{\text{H}}\text{e}$ atoms. Finally, though the evolution of $x_{\hat{e}}$ in Fig. 4a is roughly independent of \hat{r} , the visibility function has broken this degeneracy in \hat{r} .

¹³Note that the opposite of this scenario happens for the $(\hat{r}, \Delta\hat{N}, \hat{v}/v) = (0.5, 0.3, 3)$ case (orange-dashed), where the visibility function peaks after those of $\hat{r} = 0.004$ and $\hat{r} = 0.1$ (dotted orange and red lines). This is surprising given that $x_{\hat{e}}$ drops the earliest among the three (see upper panel). This happens because in the model with $\hat{r} = 0.5$, the number density of ionized twin electrons is so large that $x_{\hat{e}}$ has to drop to a significantly smaller value before the twin photons can decouple.

Before concluding this subsection, we want to discuss the temperature of twin baryons, $T_{\hat{b}}$, which will be useful in computing the evolution of matter perturbations. In CLASS, we compute the evolution of $T_{\hat{b}}$ [81] using

$$\frac{dT_{\hat{b}}}{dt} = \frac{8}{3} \frac{\hat{\sigma}_T a \hat{T}^4}{m_{\hat{e}}} x_{\hat{e}} \left(\hat{T} - T_{\hat{b}} \right) - \frac{2T_{\hat{b}}}{a} \frac{da}{dt}, \quad (3.19)$$

where t is the time, a is the scale factor, and $\hat{\sigma}_T$ is the twin Thomson scattering cross-section, related to its SM value by $\hat{\sigma}_T = \sigma_T (\hat{v}/v)^{-2}$.

The first term in Eq. (3.19) accounts for the heat transfer from the twin photons to twin baryons due to Thomson scattering, while the second term corresponds to the adiabatic cooling of matter due to the expansion of the universe. At high temperatures, before twin recombination, the first term dominates and the temperature of twin baryons closely follows the temperature of twin photons: $T_{\hat{b}} \simeq \hat{T}$. As $x_{\hat{e}}$ drops when twin electrons start to recombine, the first term becomes sub-dominant and the twin baryons decouple from the twin photons. From here on, twin baryons cool adiabatically due to the expansion of the universe.

To compute $T_{\hat{b}}$ in CLASS, we start with $T_{\hat{b}} = \hat{T}$ for $x_{\hat{e}} > 0.1$, and then evolve Eq. (3.19) for smaller $x_{\hat{e}}$ to find $T_{\hat{b}}$ as a function of redshift.

3.3 Perturbations in the MTH Universe

The twin sector of the MTH model leaves its imprints on cosmological observables like LSS and the CMB through its effect on metric (gravity) perturbations. The energy density perturbations of the twin sector modify the metric perturbations, which in turn, affect the matter perturbations and subsequently, the CMB. The energy density of the twin sector is carried by three species: twin baryons, twin photons, and twin neutrinos. In this subsection, we will compute the evolution of perturbations for these species using the Boltzmann equations.

We work in the conformal Newtonian gauge where ψ and ϕ characterize the two scalar perturbations on the background metric¹⁴

$$ds^2 = a^2(\tau) [-(1 + 2\psi)d\tau^2 + (1 - 2\phi)\delta_{ij}dx^i dx^j], \quad (3.20)$$

where τ denotes conformal time.

The Boltzmann equations describing the evolution of twin photon perturbations are:

$$\dot{\delta}_{\hat{\gamma}} + \frac{4}{3}\theta_{\hat{\gamma}} - 4\dot{\phi} = 0, \quad (3.21)$$

$$\dot{\theta}_{\hat{\gamma}} + k^2(\sigma_{\hat{\gamma}} - \frac{1}{4}\delta_{\hat{\gamma}}) - k^2\psi = -an_{\hat{e}}\hat{\sigma}_T(\theta_{\hat{\gamma}} - \theta_{\hat{b}}), \quad (3.22)$$

$$\dot{F}_{\hat{\gamma},\ell} + \frac{k}{2\ell+1}((\ell+1)F_{\hat{\gamma},\ell+1} - \ell F_{\hat{\gamma},\ell-1}) = -an_{\hat{e}}\hat{\sigma}_T\alpha_{\ell}F_{\hat{\gamma},\ell}, \quad (\text{for } \ell \geq 2) \quad (3.23)$$

where $\delta_r \equiv \delta\rho_r/\bar{\rho}_r$, $\theta_r \equiv \partial_i v_r^i$, and σ_r are the density perturbation, velocity divergence, and shear stress of species r . $F_{\hat{\gamma},\ell}$ is the ℓ^{th} moment of twin photon temperature perturbation. k is the comoving

¹⁴We follow the general formalism and notation of Ref. [84].

wave number of the perturbation, $n_{\hat{e}}(\equiv x_{\hat{e}}n_{\hat{H}})$ is the number density of the ionized twin electrons, and $\hat{\sigma}_T$ is the Thomson scattering cross-section for the twin sector. The overhead dot represents the derivative with respect to conformal time. The coefficient α_ℓ contains information about the angular dependence of the $\hat{\gamma} - \hat{b}$ scattering cross section. For the twin sector, we find $\alpha_2 = 9/10$ and $\alpha_\ell = 1$ for all the higher ℓ modes.

The Boltzmann equations governing the twin baryons perturbations are

$$\dot{\delta}_{\hat{b}} + \theta_{\hat{b}} - 3\dot{\phi} = 0, \quad (3.24)$$

$$\dot{\theta}_{\hat{b}} + \frac{\dot{a}}{a}\theta_{\hat{b}} - c_{\hat{b}}^2 k^2 \delta_{\hat{b}} - k^2 \psi = -\frac{4\rho_{\hat{\gamma}}}{3\rho_{\hat{b}}} a n_{\hat{e}} \hat{\sigma}_T (\theta_{\hat{b}} - \theta_{\hat{\gamma}}), \quad (3.25)$$

where $c_{\hat{b}}$ is the adiabatic sound speed of \hat{b} . From the above Boltzmann equations for the twin photons and twin baryons, it is clear that the twin sector communicates to the SM only through the metric perturbations, ϕ and ψ .

In this work, we compute the evolution of perturbations for the MTH universe in CLASS by exploiting the CLASS implementation of interacting dark matter-dark radiation (IDM-DR) model. This implementation is based on an effective theory of structure formation, known as ETHOS [87], which is a framework that encapsulates a broad category of dark matter models so that the cosmological signature of these models can be computed using only a handful of effective parameters. Due to the inherent complexities in the twin sector related to twin BBN and twin recombination, we do not directly use the ETHOS effective parameters to parametrize the twin sector. Rather, we first compute twin BBN and twin recombination in CLASS without invoking the IDM-DR model. This is done using the procedure outlined earlier in this section. Then, to compute the evolution of the perturbations in the twin sector, we map all perturbation-related aspects of the twin sector to the relevant IDM-DR parameters.

In Table 1, we provide the mapping used in order to utilize the ETHOS framework for studying the perturbations in the MTH model. The twin photons of the MTH model behave like dark radiation in the ETHOS framework and twin baryons behave like interacting dark matter. The opacity parameters due to the interactions in the dark sector can be computed using the physics of twin BBN and twin recombination. In principle one can also simultaneously study the self interactions of the DR using the ETHOS framework. Since twin photon self-interactions ($\hat{\gamma}\hat{\gamma} \leftrightarrow \hat{\gamma}\hat{\gamma}$) are negligible in such a model, we turn off the DR self interactions part of the code.

ETHOS	DR	χ	$\dot{\kappa}_{\text{DR-DM}}$	$\dot{\kappa}_\chi$	c_χ^2	$\alpha_{\ell=2}$	$\alpha_{\ell \geq 2}$	$\dot{\kappa}_{\text{DR-DR}}$	β_ℓ
MTH	$\hat{\gamma}$	\hat{b}	$-a\hat{n}_e\hat{\sigma}_T$	$-\frac{4\rho_{\hat{\gamma}}}{3\rho_{\hat{b}}}a\hat{n}_e\hat{\sigma}_T$	$c_{\hat{b}}^2$	9/10	1	0	0

Table 1: The mapping used between the ETHOS framework [87] and the MTH model to utilize the interacting dark matter-dark radiation (IDM-DR) Boltzmann equations for the twin sector. χ is the IDM in the ETHOS framework.

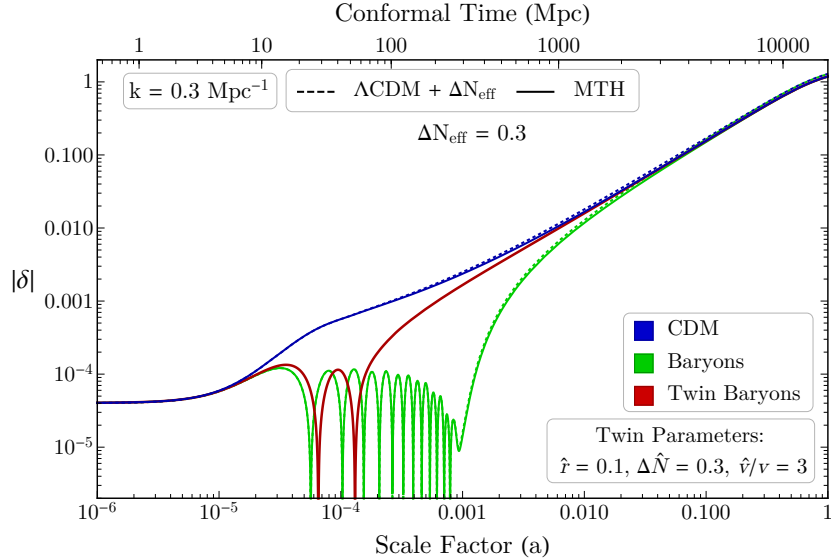


Figure 5: An example of the linear evolution of density perturbations of CDM, baryons, and twin baryons for $\Lambda\text{CDM} + \Delta N_{\text{eff}}$ (dashed) and the MTH model (solid).

Finally, to compute the perturbations in twin neutrinos, we assume that the twin neutrinos are massless and behave like free-streaming radiation. Therefore, they obey the same Boltzmann equations as the SM neutrinos [84]. To account for twin neutrinos in CLASS, we incorporate their effect in the effective number of free-streaming ultra-relativistic degrees of freedom (N_{eff}).

With this setup in place, the final N_{eff} in the MTH model is

$$N_{\text{eff}} = 3.046 + \Delta\hat{N}_{\nu}, \quad (3.26)$$

where 3.046 is the contribution from the SM neutrinos¹⁵ and $\Delta\hat{N}_{\nu}$ is that from the twin neutrinos. Note that $\Delta\hat{N}_{\nu}$ is not a free parameter in our setup, but is determined by $\Delta\hat{N}$, as shown in Eq. (2.4).

To summarize, we use the following mapping to compute the evolution of perturbations in the twin photons, twin baryons, and twin neutrinos:

$$\hat{\gamma} \leftrightarrow \text{DR}, \quad \hat{b} \leftrightarrow \chi, \quad N_{\text{eff}} = 3.046 + \Delta\hat{N}_{\nu}, \quad (3.27)$$

where DR and χ are the dark radiation and interacting dark matter species of the ETHOS framework.

An example of the evolution of matter density perturbations (δ) at the linear order for a k -mode of 0.3 Mpc^{-1} obtained using this setup in CLASS is shown in Fig. 5. The solid lines show the perturbations in each of the matter species present in the MTH model: CDM, baryons and twin baryons. The dashed lines correspond to the two matter species of the $\Lambda\text{CDM} + \Delta N_{\text{eff}}$ model: CDM and baryons. Here ΔN_{eff} ($= \Delta\hat{N} = 0.3$) is additional free-streaming ultra-relativistic radiation that we have added to the ΛCDM model so that it has the same background quantities as the MTH model.

¹⁵Recent studies [88] have found the contribution of the SM neutrinos to the relativistic degrees of freedom to be $\Delta N_{\text{eff}} = 3.044$. This will have no impact on our results.

To obtain this plot, the six Λ CDM input parameters $\{\Omega_{\text{dm}}h^2, \Omega_{\text{b}}h^2, \theta_s, \ln(10^{10}A_s), n_s, \tau_{\text{reio}}\}$, defined later in Sec. 4, are the same for the two models, while the additional twin parameters for the MTH model are $(\hat{r}, \Delta\hat{N}, \hat{v}/v) = (0.1, 0.3, 3)$. By using $\hat{r} = 0.1$ for the MTH model, we are assuming that 90% of the dark sector is composed of CDM ($\Omega_{\text{cdm}} = 0.9\Omega_{\text{dm}}$), while the remaining 10% is made up of twin baryons. Whereas for the Λ CDM+ ΔN_{eff} model, 100% of the dark sector is made up of CDM ($\Omega_{\text{cdm}} = \Omega_{\text{dm}}$).

Before the k -mode shown in Fig. 5 enters the horizon at conformal time $\eta \sim 3$ Mpc, all of the matter species in both the models have equal density perturbations. However, once it enters the horizon, the different matter species evolve differently. The density perturbations in the CDM of both models start to grow as the CDM starts to clump together due to gravitational self-attraction and thus starts to form over-dense regions. Just like the SM baryons, density perturbations in the twin baryons start to undergo oscillations due to their interaction with the twin photons, a process we will call twin baryon acoustic oscillations (twin BAO). While gravity tries to clump the twin baryons just as it does the CDM, the pressure from twin photons pushes them out. This tug-of-war between gravity and photon pressure leads to twin BAO. However, after twin recombination at $a \sim 10^{-4}$, the twin photon pressure drops due to the drop in the number density of ionized twin electrons and thus, twin BAO stops. From this point on, twin baryons start to fall into the gravitational potential wells created by the CDM, while twin photons start to free stream. In principle, these twin photons would lead to a twin CMB, sensitive to $z \sim 10^4$, though we lack the means to detect it directly.

Even without directly detecting the twin photons, we can study the twin sector indirectly by searching for its signatures in LSS and the CMB. This will be the main topic of discussion of Sec. 4.1. However, we can already see at least two hints of these signatures in Fig. 5. First is an overall suppression in the matter density perturbations of the MTH model as compared to those of the Λ CDM+ ΔN_{eff} model. As can be seen in the figure, the $|\delta|$ for the MTH model (solid lines) is less than that for the Λ CDM + ΔN_{eff} for the present day universe ($a = 1$). This is primarily because of the fact that not all the DM in the MTH models clumps, but a fraction of it oscillates. Due to this, the potential wells created by the DM are not as deep in the MTH model and, thus, one finds that the density perturbations are suppressed. Second is the phase at which TBAO stops due to recombination. Since the nearby k -modes would freeze out at a slightly different phases, we expect to see an oscillatory pattern on plotting density perturbations at a function of k (such a plot will be discussed in Sec. 4.1). Note that these two features of the twin sector will only be observed for the k -modes that enter the horizon before the twin recombination. For modes that enter the horizon after twin recombination, we do not expect them to behave any differently than the Λ CDM + ΔN_{eff} model.

4 Cosmological Signals

In this section, we perform a Markov chain Monte Carlo (MCMC) scan of the MTH parameters and compare their predictions with observations. We use the cosmological inference package `MontePython` (v3.4) [45], interfaced with our version of `CLASS` that is capable of solving for the MTH universe. The MTH model cosmology is specified by nine parameters: the Λ CDM parameters $\{\Omega_{\text{cdm}}h^2, \Omega_{\text{b}}h^2, \theta_s, \ln(10^{10}A_s), n_s, \tau_{\text{reio}}\}$ [29] plus the twin sector parameters $(\hat{r}, \Delta\hat{N}, \hat{v}/v)$. For the MCMC

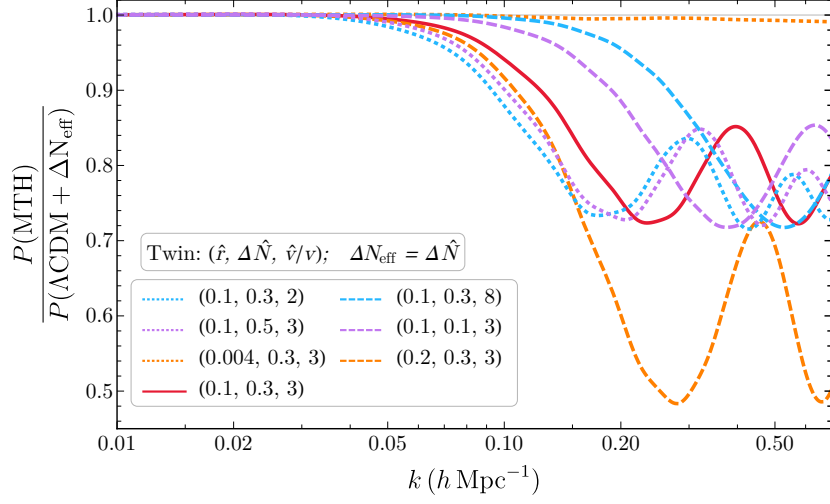


Figure 6: The linear matter power spectrum for the MTH model relative to that of the $\Lambda\text{CDM} + \Delta N_{\text{eff}}$ model for various twin parameters.

scans, we use flat priors on all the three MTH parameters with the following ranges unless mentioned otherwise: $\hat{r} \in [0.001, 1]$, $\hat{N} \in [0.001, 1]$, and $\hat{v}/v \in [2, 15]$.

4.1 Constraints from CMB Measurements

We first discuss the features of the MTH model in the CMB and the matter power spectrum. This will help us later in understanding the results of the MCMC scans. As discussed in Sec. 3.3, the matter density perturbations (δ_m) of the universe are influenced by the twin sector through gravity. The basic idea is that twin BAO modifies the metric perturbations (gravity) which in turn affect the evolution of the perturbations in the CDM and SM baryons. Furthermore, we predicted that these effects would show up in two forms: an overall suppression of the matter power spectrum, and an oscillatory pattern (in k -space) for the k -modes that enter the horizon before twin recombination.¹⁶

In Fig. 6, we show the linear matter power spectrum, $P(k) \equiv \langle |\delta_m(k)|^2 \rangle$, in the MTH model relative to the $\Lambda\text{CDM} + \Delta N_{\text{eff}}$ model for a variety of twin parameters, where ΔN_{eff} is taken to be equal to the corresponding value of $\Delta \hat{N}$. The values of the ΛCDM parameters for all the curves (including those for $\Lambda\text{CDM} + \Delta N_{\text{eff}}$ model) are the same; these numbers are $\{\Omega_{\text{dm}} h^2, \Omega_b h^2, 100 \theta_s, \ln(10^{10} A_s), n_s, \tau_{\text{reio}}\} = \{0.119, 0.0224, 1.04, 3.05, 0.965, 0.0576\}$. Note that the first parameter used here is Ω_{dm} , instead of Ω_{cdm} . Though $\Omega_{\text{cdm}} = \Omega_{\text{dm}}$ for the ΛCDM model, for the MTH model, $\Omega_{\text{cdm}} = (1 - \hat{r})\Omega_{\text{dm}}$ with the twin baryons making up the rest of the DM in the MTH model. Finally, the values of the three twin parameters used for each curve are shown in the figure itself. There are a number of salient features of the matter power spectrum demonstrated in Fig. 6.

- The MTH models behave like the $\Lambda\text{CDM} + \Delta N_{\text{eff}}$ model at small k , but then start to deviate at larger k . Large k -modes that enter the horizon before twin recombination, undergo twin

¹⁶For earlier work on LSS in the context of mirror models, see [89–95]. Detailed studies of LSS for the general case of atomic dark matter may be found in [96, 97].

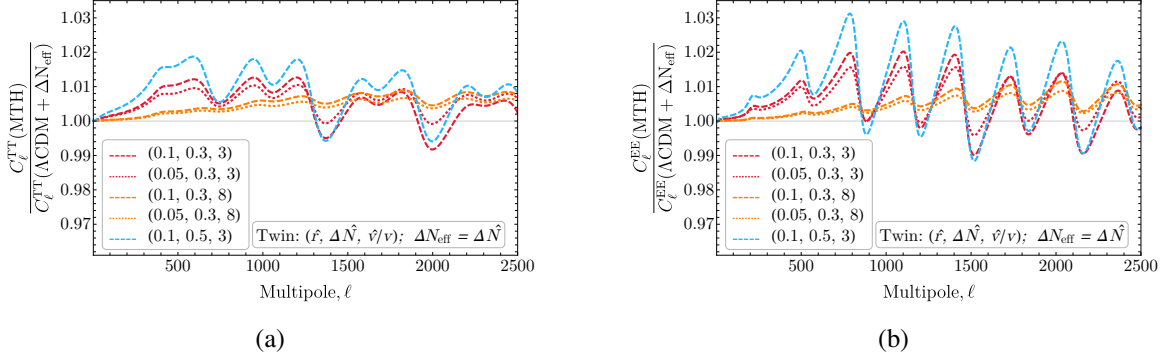


Figure 7: The ratio between the MTH model and the $\Lambda\text{CDM} + \Delta N_{\text{eff}}$ model of the CMB temperature (Fig. 7a) and polarization (Fig. 7b) power spectra.

BAO and thus, lead to a suppressed matter power spectrum. The MTH models with smaller \hat{v}/v and/or higher $\Delta\hat{N}$ start to deviate from the $\Lambda\text{CDM} + \Delta N_{\text{eff}}$ model for smaller k , since decreasing \hat{v}/v and/or increasing $\Delta\hat{N}$ lead to a later twin recombination.

- If we ignore the oscillations for a moment, the models with same \hat{r} have a similar overall suppression. As shown analytically in Ref. [40], the suppressed matter power spectrum is $\propto (1 - \hat{r})^2$. For instance, the matter power spectrum for all models with $\hat{r} = 0.1$ is suppressed to $(1 - 0.1)^2 \approx 80\%$. The $\hat{r} = 0.004$ and $\hat{r} = 0.2$ models also show the expected behavior with the ratio suppressed to $\sim (1 - 0.004)^2 \approx 99\%$ and $\sim (1 - 0.2)^2 \approx 60\%$, respectively.
- In addition to an overall suppression, we also see oscillations in the matter power spectrum. These oscillations are caused by the fact that different k -modes stop twin BAO (due to twin recombination) simultaneously but at different phases. Like standard BAO, the oscillation period of twin BAO is $\Delta k \approx 2\pi/\hat{r}_s$, where \hat{r}_s is the sound horizon of twin particles at the time of last scattering. Therefore, the period of oscillations in Fig. 6 should also be $\Delta k \approx 2\pi/\hat{r}_s$ [40]. We verify this prediction by comparing the period of oscillation of $(\hat{r}, \Delta\hat{N}, \hat{v}/v) = (0.1, 0.3, 3)$ case from the figure, shown in red curve, with the calculated value of the sound horizon. Using our modified version of CLASS, we find $\hat{r}_s = 17.4 h^{-1} \text{Mpc}$ for this case. This implies, the period of oscillations, $\Delta k = 2\pi/\hat{r}_s = 0.36 h \text{Mpc}^{-1}$, which approximately agrees with the period of oscillation seen in the red curve. Finally, note that there is a subdominant oscillations for each curve; this is caused by the interference of twin BAO with the standard BAO.

Though there are appreciable alterations in the matter power spectrum due to the dynamics of the twin sector, the current measurements of LSS still allow fractional suppression of the matter power spectrum at the $\mathcal{O}(1 - 10)\%$ level. Moreover, at $k \gtrsim 0.1 h \text{Mpc}^{-1}$, non-linear corrections start to dominate, as described in Sec. 4.3. A careful treatment of the non-linear correction to $P(k)$ in the MTH model is beyond the scope of this paper, but we will attempt to estimate the size of the non-linear corrections and examine the robustness of our results to those estimates.

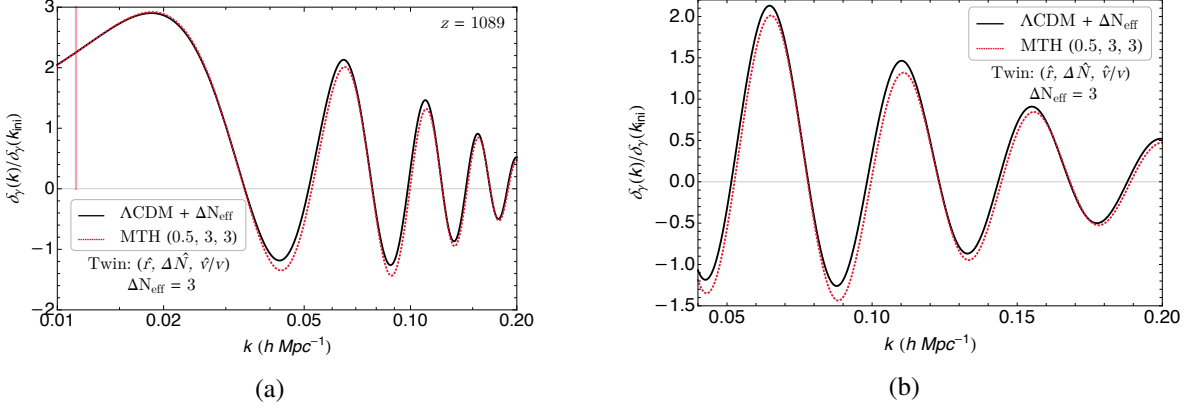


Figure 8: Photon perturbations right before SM recombination, calculated in the Newtonian gauge and normalized by the mode $k_{\text{ini}} = 10^{-5} h\text{Mpc}^{-1}$ outside the horizon. The curves represent the $\Lambda\text{CDM} + \Delta N_{\text{eff}}$ model using $\Delta N_{\text{eff}} = 3$ (black solid) and the MTH model with $(\hat{r}, \Delta\hat{N}, \hat{v}/v) = (0.5, 3, 3)$ (red dotted). The ΛCDM parameters are set to the same values as in previous plots. The left plot ranges logarithmically from $k = 0.01 h\text{Mpc}^{-1}$ to $k = 0.20 h\text{Mpc}^{-1}$ and the right plot ranges linearly from $k = 0.04 h\text{Mpc}^{-1}$ to $k = 0.20 h\text{Mpc}^{-1}$. The vertical red line corresponds to the mode $k = 0.011 h\text{Mpc}^{-1}$ which enters the horizon when the twin visibility function reaches its peak value. Compared to the free-streaming scenario, the MTH curve has a lower equilibrium point of oscillation due to the suppressed gravity perturbation caused by twin BAO. The MTH curve also has a relative phase shift to larger k -modes due to the smaller fraction of free-streaming radiation.

On the other hand, the Planck collaboration [29] has measured the temperature and polarization maps of the CMB very precisely. Using these maps, the collaboration has already placed stringent limits [29] on the parameter space of the ΛCDM model. This has motivated us to study the signatures of the twin sector in the CMB maps. In Figs. 7a and 7b, we show the temperature and polarization anisotropies, respectively, in the MTH model relative to the $\Lambda\text{CDM} + \Delta N_{\text{eff}}$ model. As before, for each curve $\Delta N_{\text{eff}} = \Delta\hat{N}$, and ΛCDM parameters are the same as in the above discussion.

As we can see in Fig. 7, the MTH model leads to the deviations of $\mathcal{O}(1\% - 3\%)$ from the $\Lambda\text{CDM} + \Delta N_{\text{eff}}$ model, even though both models share the same $\Delta N_{\text{eff}} = \Delta\hat{N}$. Thus these deviations are intrinsic to the MTH model and not simply an artifact of adding additional radiation. The deviations seen in Fig. 7 mainly come from the combination of two effects that modify the phase and amplitude of the oscillating $C_\ell^{\text{TT,EE}}$ spectra. First, unlike the case in which the extra radiation from ΔN_{eff} is free streaming, the twin photons remain as scattering radiation until twin recombination. Compared to the free-streaming ΔN_{eff} scenario, the presence of scattering radiation in $\Delta\hat{N}$ shifts the δ_γ oscillation to higher k -modes [98–101]. Secondly, the suppression of the gravity perturbation, ψ , due to twin BAO also shifts the equilibrium point of the δ_γ oscillation, as it is driven by radiation pressure and gravity.

We can understand these differences in more detail. In Fig. 8, we show the photon transfer function in the $\Lambda\text{CDM} + \Delta N_{\text{eff}}$ model (black solid line), taking $\Delta N_{\text{eff}} = 3$, and in the MTH model, with $(\hat{r}, \Delta\hat{N}, \hat{v}/v) = (0.5, 3, 3)$ (red dashed line), at $z = 1089$ (right before SM recombination). For large

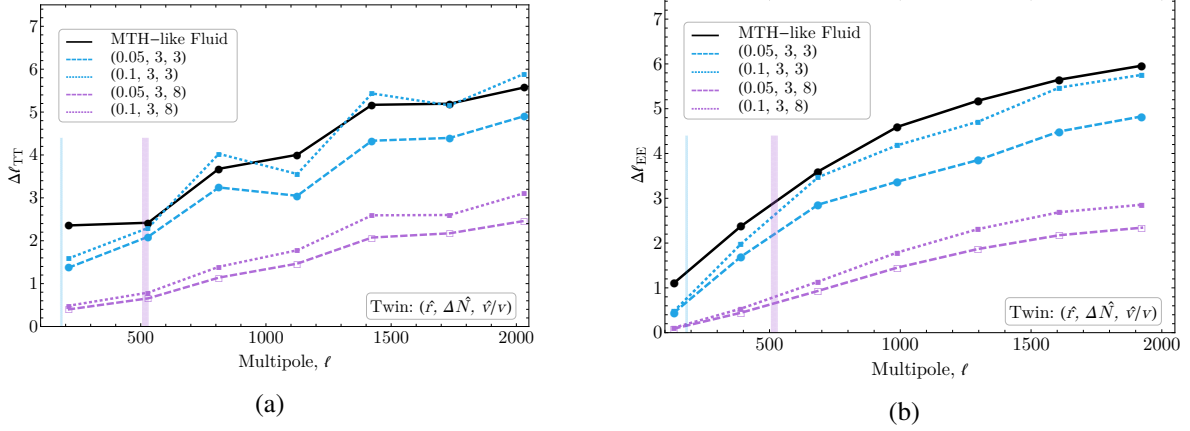


Figure 9: Shift of the ℓ -modes of the peaks relative to the free-streaming radiation scenario in the C_ℓ^{TT} (left) and C_ℓ^{EE} (right) spectra, assuming $\Delta N_{\text{eff}} = 3$. We connect the result at each peak by straight lines for visualization purposes. The blue and purple curves are from the MTH models with $(\Delta \hat{N}, \hat{v}/v) = (3, 3)$ and $(3, 8)$, respectively. Both the dotted blue and purple curves have $\hat{r} = 0.1$ and the dashed curves have $\hat{r} = 0.05$. The thick vertical lines indicate the ℓ -modes that mainly receive contributions from perturbations of the mode $k = \tau_{\text{twin rec}}^{-1}$. The left (right) boundary of the vertical lines indicates $\ell_{\text{rec}} \equiv \tau_0/\tau_{\text{twin rec}}$, which is defined to indicate the modes that came into horizon around the twin recombination time, for the dotted (dashed) MTH curves. The $\delta\ell$ values asymptote to zero when ℓ approaches ℓ_{rec} and below. The black curve shows the phase shift of a dark-radiation model that contains the same proportion of free-streaming vs. fluid energy density as the \hat{v} and $\hat{\gamma}$. The MTH curves get closer to the black curve as twin recombination is pushed to later times (smaller ℓ_{rec}).

k -modes, where perturbations enter the horizon before twin recombination (denoted in the plot as a vertical red line), the equilibrium point of the δ_γ oscillations in the MTH model shifts to a lower δ_γ value compared to the $\Lambda\text{CDM} + \Delta N_{\text{eff}}$ model. The suppression of gravity perturbations from twin BAO increases (decreases) the amplitude of perturbations for the expansion (contraction) modes compared to the $\Lambda\text{CDM} + \Delta N_{\text{eff}}$ model. In Fig. 7a, the dips at $\ell \approx 800, 1400, 2000$ correspond to the location of compression peaks (*i.e.*, the odd peaks) of the C_ℓ^{TT} spectrum. Since the high ℓ -modes mainly come from the k -modes that enter the horizon during radiation domination, their metric perturbations damp quickly and the temperature fluctuations mainly come from δ_γ . The decrease of the compression amplitudes of δ_γ in the MTH case, therefore, generate dips in Fig. 7a near the odd C_ℓ^{TT} peaks. There is also an enhancement near the even peaks of C_ℓ^{TT} ($\ell \approx 500, 1100, 1700, 2400$) in Fig. 7a due to the enhanced expansion modes in δ_γ , though the peak structure in Fig. 7a is complicated by the phase shift effect.

Besides the change of the amplitude, the δ_γ oscillation in the MTH model also shifts to higher k -modes due to the slower propagation of the twin photon compared to free-streaming radiation. Since the phase shift comes from the change of metric perturbations due to radiation propagation, the effect is more prominent for large k -modes and becomes less significant for modes that enter the horizon

close to the matter dominated era [100]. Moreover, since twin photons behave as free-streaming radiation after twin recombination, the phase shift between the MTH and free-streaming radiation models is further decreased for k -modes entering after the twin recombination.

The effect of the phase shift can also be observed in ℓ -space as $\delta\ell$. We show the ℓ -dependence of the TT spectra in Fig. 9a and of the EE spectra and in Fig. 9b. For the models we consider in Fig. 7, the size of the phase shift is only as large as $\delta\ell \approx 1$. To better explain the ℓ -dependence of the effect, we consider models in Fig. 9a and 9b with a large $\Delta N_{\text{eff}} = 3$. We also fix θ_s when making the plots¹⁷. Here, $\delta\ell$ is defined as the relative location of the acoustic peaks $\delta\ell = \ell_{\text{peak,MTH}} - \ell_{\text{peak,FS}}$ with respect to the free-streaming radiation model. Each ℓ -mode of the TT/EE spectra receives contributions mainly from perturbations with $k \approx \ell/\chi_*$, where $\chi_* = \tau_0 - \tau_{\text{rec}} \approx 14$ Gpc is the conformal distance to the last scattering surface in flat space. Like the photon transfer function, the phase shift in the TT/EE spectra between free-streaming and scattering radiation also increases from the low to the high ℓ -modes and asymptotes to a constant value, which is determined by the composition of the two types of radiation.

The $\delta\ell$ for free-streaming radiation also drops significantly when $\ell \lesssim \ell_{\text{rec}}$, where ℓ_{rec} corresponds to the twin recombination scale (vertical blue and purple lines). Since the phase shift at each ℓ -mode depends on the time integral of the metric perturbations, the MTH models that have an earlier twin recombination time receive a smaller phase shift.

In Fig. 9 we also show curves (black) from a dark radiation model that has the same fraction of scattering vs. free-streaming radiation as $\hat{\nu}$ and $\hat{\gamma}$ before the twin recombination. Without having a significant change of metric perturbations due to the twin acoustic oscillations, the MTH model with $(\hat{r}, \hat{\nu}/\nu) = (0.1, 3)$ (dotted blue), that has a late twin recombination, generates a similar $\delta\ell$ as the black curves, as expected. The resulting phase shift in $C_\ell^{\text{TT,EE}}$ within the MTH scenario generates the ratios in Fig. 7 that oscillate in ℓ . The effect of the phase shift can be seen more cleanly in the EE plot, Fig. 7b, where the peaks at $\ell \approx 800, 1100, 1400, 1700, 2000$ all correspond to the ‘‘troughs’’ in the C_ℓ^{EE} spectrum. Shifting the C_ℓ^{EE} spectrum to higher ℓ -modes causes a relatively large increase of the spectrum value at the troughs, therefore generates the peaks in the ratio plot.

These deviations in the CMB spectra are much smaller than those in the matter power spectrum of Fig. 6. Despite that, the CMB maps measured by the Planck collaboration are precise enough to detect these percent-level deviations.

To compare the MTH model with the CMB and BAO data, we use the following datasets:

- Planck: high- ℓ TTTEEE, low- ℓ EE, low- ℓ TT, and lensing datasets of the Planck 2018 Legacy release [102].
- BAO: Measurements of D_V/r_s by 6dFGS at $z = 0.106$ [103], by SDSS at $z = 0.15$ [104], and by BOSS at $z = 0.2 - 0.75$ [105].

¹⁷As we verified numerically, Fig. 9 is almost identical even if we choose to fix h instead of θ_s . Since the sound horizon r_s mainly grows near SM recombination [60], which takes place in the matter-dominated era, r_s is quite insensitive to the difference between free-streaming and scattering radiation propagation discussed here. Given that all the models considered in Fig. 9 have the same ΔN_{eff} , both the sound horizon and the angular diameter distance to the last scattering surface are almost identical among these models even if we fix the Hubble expansion rate today (*i.e.* the value of h) instead of θ_s .

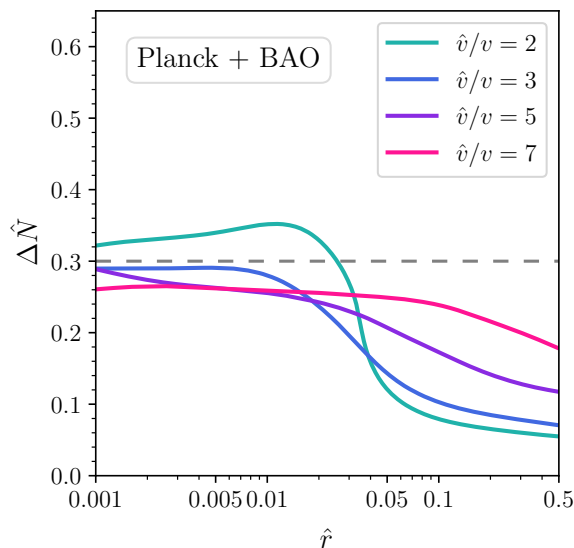


Figure 10: The constraints on the twin parameters obtained using the Planck and BAO datasets, for fixed values of \hat{v}/v and using a log prior on \hat{r} . All of the parameter space above the lines is excluded at 95% C.L. The dashed gray line indicates the 95% C.L. bound on ΔN_{eff} (≤ 0.30) using the same datasets, *i.e.* Planck 2018 TTTEEE+lowE+lensing+BAO [29]. The simultaneous constraints on all three of the MTH parameters for this choice of datasets are shown in the Appendix.

On comparing the predictions of the MTH model with these datasets, we find that the data does not prefer the MTH model relative to the Λ CDM model. The minimum χ^2 value for the MTH model is similar to that of the Λ CDM model even though the MTH model has three additional free parameters. This indicates that the MTH model is a slightly worse fit to these datasets.¹⁸ Therefore, we use the Planck data to constrain the MTH parameter space.

In Fig. 10, we show the constraints on the twin parameters obtained using the Planck and BAO datasets. The parameter space above the curves are excluded at 95% confidence level (C.L.). To get these bounds we use \hat{v}/v as a fixed parameter, and $\Delta\hat{N}$ (flat prior) and \hat{r} (log prior, range: [0.001, 0.5]) as free parameters along with the six Λ CDM parameters. Completing the MCMC scans with this setup, we plot our results as 95% C.L. contours in the $\Delta\hat{N}$ versus \hat{r} plane for various values of \hat{v}/v to obtain Fig. 10. In the figure, we also show with a dashed gray horizontal line the 95% C.L. bound on additional free-streaming ultra-relativistic radiation from the Planck + BAO data of $\Delta N_{\text{eff}} \leq 0.30$ [29].

As the figure shows, the Planck and BAO data already impose strong constraints on the twin parameter space, especially for $\hat{r} \gtrsim 0.1$. For instance, in the MTH model with $\hat{v}/v = 3$ and more

¹⁸Note that in the limit $\Delta\hat{N}$ goes to zero, the MTH model behaves like the Λ CDM model. This is because without twin photons, twin baryons do not thermalize and thus, behave like CDM. Therefore, the minimum χ^2 for the MTH model must be smaller or equal to that of the Λ CDM model. An additional point to note here is that, due to computational constraints, we use a lower limits of $\Delta\hat{N} \geq 0.001$ and $\hat{r} \geq 0.001$ for all our MCMC scans. For the Λ CDM + ΔN_{eff} model, we take $\Delta N_{\text{eff}} > 0$.

than 10% of the dark sector made up of twin baryons ($\hat{r} \gtrsim 0.1$), the current data forces $\Delta\hat{N} \leq 0.1$. The constraints on $\Delta\hat{N}$ are, for the most part, stronger than those ΔN_{eff} (shown with a dashed gray line). The only difference between the MTH and $\Lambda\text{CDM} + \Delta N_{\text{eff}}$ model originates from the fact that the twin photons couple with twin baryons, while the radiation in the $\Lambda\text{CDM} + \Delta N_{\text{eff}}$ model is free-streaming. Therefore, the stronger constraints on $\Delta\hat{N}$ tells us that the CMB data as measured by Planck is already sensitive to twin BAO. This also explains the behavior of the bounds of $\Delta\hat{N}$ at very small \hat{r} and large \hat{v}/v . As \hat{r} approaches zero, there is not enough matter for the twin photons to collide with, and thus around $\hat{r} \sim 0.001$, the constraints on $\Delta\hat{N}$ are similar to those on ΔN_{eff} . Likewise, even when having a sizable \hat{r} , twin BAO stops earlier as \hat{v}/v increase, and the bound on $\Delta\hat{N}$ starts to approach those on the ΔN_{eff} .

In the figure, we also see a peculiar peak-like shape near $\hat{r} \sim 0.01$ where the constraints on $\Delta\hat{N}$ are weaker than those on ΔN_{eff} . This happens because for this range of \hat{r} , twin photons behave like coupled-radiation through scattering with \hat{e} . That is, for these \hat{r} , there is not enough energy density stored in the twin baryons to have a substantial impact on the metric perturbations. However, the number density of these twin baryons is sufficiently high to keep the twin photons interacting and behaving like a fluid. As shown in Ref. [100, 106–108], the constraints on the fluid-radiation are slightly weaker than those on free-streaming radiation, with the Planck and BAO data allowing $\Delta N_{\text{fluid}} \lesssim 0.5$ within 95% C.L. [107]. This is why the constraints on $\Delta\hat{N}$ are weaker than the ΔN_{eff} bound in parts of our parameter space.¹⁹

4.2 LSS Constraints and Application to the H_0 and S_8 Tensions

We have seen in Sec. 4.1 that the MTH model leads to a suppression in the matter power spectrum relative to both the ΛCDM and the $\Lambda\text{CDM} + \Delta N_{\text{eff}}$ models. It is important to check whether current LSS data further strengthens the bounds in Fig. 10. To that end, we will consider two very different sets of LSS data in order to observe their effect on our fits. We begin by including:

- LSS: KiDS + Viking 450 (KV450) [41] matter power spectrum shape data up to $k_{\text{max}} = 0.3h \text{ Mpc}^{-1}$.

This combined analysis of data from the KiloDegree Survey (KiDS) and the VISTA Kilo-Degree Infrared Galaxy Survey (VIKING) incorporates detailed photometric redshift measurements with cosmic shear/weak-lensing observations to measure the matter power spectrum over a wide range of scales. The 12 million galaxies in the survey are found at redshifts between 0.1 and 1.2, and probe a range of k values including but not limited to those regions that contribute to S_8 . We use the full spectral information in our fits, up to a maximum value of $k = 0.3 h \text{ Mpc}^{-1}$, for reasons described below. However, due to its utility in parametrizing the matter power spectrum, we will also show in our plots the value of S_8 obtained by the KV450 collaboration, namely $S_8 = 0.737_{-0.036}^{+0.040}$ [41]. The other LSS measurement that we will consider is the Planck SZ data, which we will return to later in the section.

¹⁹The reason $\Delta\hat{N}$ does not get as large as ΔN_{fluid} is because $\Delta\hat{N}$ gets contribution from the twin neutrinos as well, which are always free streaming. In addition, twin photons behave fluid-like only until recombination, after which they start to free-stream. The analysis of Ref. [107], in contrast, assumes that the radiation is always fluid-like.

One important complication of including the LSS data has already been mentioned briefly: the expected presence of non-linear corrections to the matter power spectrum that begin to become significant for $k \gtrsim 0.1 h \text{ Mpc}^{-1}$. The canonical ΛCDM and $\Lambda\text{CDM} + \Delta N_{\text{eff}}$ models have been studied extensively over the previous decades and a number of estimates and parametrizations of the non-linear effects within these paradigms have been made. No such work has been done within the MTH model, and so we will handle this issue in two ways. First, we will only use data from KV450 probing scales $k < k_{\text{max}} = 0.3 h \text{ Mpc}^{-1}$, limiting our exposure to that regime in which non-linear effects are most important. Second, we will complete all of our fits twice, once using only the linear evolution equations for the density perturbations, and once using HMcode [109], which is a parametrization that provides a good fit to the non-linear effects in the canonical models. This is also the code used by the KV450 collaboration in their analysis.

While HMcode is not designed to provide the correct non-linear effects within the MTH model, we will use it as an estimate of the size of those corrections. The Planck+BAO data will continue to play the dominant role in constraining the MTH model, so our main results will be nearly identical with or without the inclusion of the estimated non-linear corrections provided by HMcode. However, for the purposes of our discussion in this section, we will only use the linear evolution of the matter perturbations, for $k < k_{\text{max}}$, returning to a more complete discussion of the non-linear corrections in the next section.

In Fig. 11, we show bounds on the twin parameters after including the KV450 data with a linear matter power spectrum. The bounds on $\Delta\hat{N}$ as a function of \hat{r} are nearly identical to the Planck+BAO constraints shown in Fig. 10. Thus, the KV450 data does little to improve the bounds in this calculation.

Now we turn to the fits of the canonical cosmological parameters. At SM recombination, the presence of $\Delta N_{\text{eff}} > 0$ reduces the sound horizon compared to the ΛCDM case, which results in a larger H_0 from the fit of Planck data, thus agreeing better with the SH0ES result. However, increasing ΔN_{eff} also enhances the matter perturbations when fitting the Planck data and worsens the S_8 tension. This simple observation has led to an enormous effort in the field to find cosmological models that can reduce S_8 while simultaneously increasing H_0 (see *e.g.*, [110–116]). One novel feature of the MTH model is that the presence of twin radiation leads to twin BAO, suppressing the matter power spectrum. We therefore want to check whether such behavior can help to relax both the H_0 and S_8 tensions. For the purposes of these fits, we will include the SH0ES collaboration data as an additional constraint on the MCMC fit to the MTH model parameters:

- H_0 : H_0 by the SH0ES collaboration ($H_0 = 74.03 \pm 1.42 \text{ km s}^{-1}\text{Mpc}^{-1}$) [48].

In Fig. 12, we show the relations among the bounds on the three MTH parameters once one includes both KV450 and SH0ES. We see that the twin matter can make up a larger fraction of the dark matter (large \hat{r}) when either the twin electrons are heavier (larger \hat{v}) or the twin sector is colder (smaller $\Delta\hat{N}$); both of these lead to an earlier twin recombination. Although not statistically significant, we also see a small preference for $\Delta\hat{N} > 0$ peaking around $\Delta\hat{N} = 0.2$. This is not surprising since extra radiation leads to a higher H_0 , as required by the SH0ES dataset. In addition, we see that these datasets prefer higher values of \hat{v}/v , and therefore an earlier twin recombination. This indicates that,

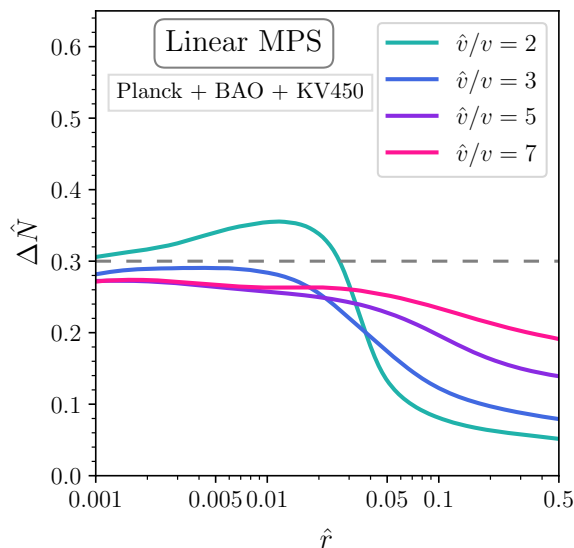


Figure 11: Constraints on the twin parameters obtained using the Planck, BAO, and KV450 datasets, for fixed values of \hat{v}/v and using a log prior on \hat{r} . The linear matter power spectrum has been used in the fit. All of the parameter space above the lines is excluded at 95% C.L. The simultaneous constraints on all three of the MTH parameters for this choice of datasets are shown in the Appendix.

except for the twin radiation, there is not a strong preference for additional twin sector features. This observation is also reflected in the best-fit χ^2 values, we find that the minimum χ^2 of the MTH model is equal to that of the Λ CDM + ΔN_{eff} model. Both the MTH and Λ CDM + ΔN_{eff} model offer an improvement of ~ 4 units of χ^2 over the Λ CDM model. We also see evidence (which will become clearer later) of a correlation between $\Delta\hat{N}$ and \hat{v}/v in which both can grow larger together without worsening the fit.

Of particular interest are the fits to the cosmological parameters. In Fig. 13, we show the (H_0, S_8) results, where we follow the definition $S_8 \equiv \sigma_8(\Omega_m/0.3)^{0.5}$ used in the KV450 literature [41]. For these analyses, all three twin parameters $(\hat{r}, \Delta\hat{N}, \hat{v}/v)$ are treated as free parameters with flat priors. In the figure, we also show the fits to the Λ CDM and Λ CDM + ΔN_{eff} models, and the measurements of H_0 (SH0ES, blue) and S_8 (KV450, purple). In the left figure, we include no information on the matter power spectrum in the fits. It is clear from Fig. 13a that the Λ CDM model is in sharp tension with the SH0ES result and in mild tension with the KV450 measurement of S_8 . For the Λ CDM + ΔN_{eff} model, H_0 can indeed be increased, as expected, but it comes at the price of raising S_8 from the Λ CDM result, worsening that problem. The MTH contour, on the other hand, allows a smaller S_8 for a larger H_0 , even without including S_8 (or any equivalent LSS information) in the fit. It is important to note here that, with the Planck+BAO+SH0ES datasets, the minimum χ^2 for the MTH model is equal to that of the Λ CDM + ΔN_{eff} model. In addition, these data prefer the higher \hat{v}/v or the lower \hat{r} parts of the twin parameter space. This indicates that the only feature of the twin sector preferred by these data is the extra radiation in the form of twin radiation.

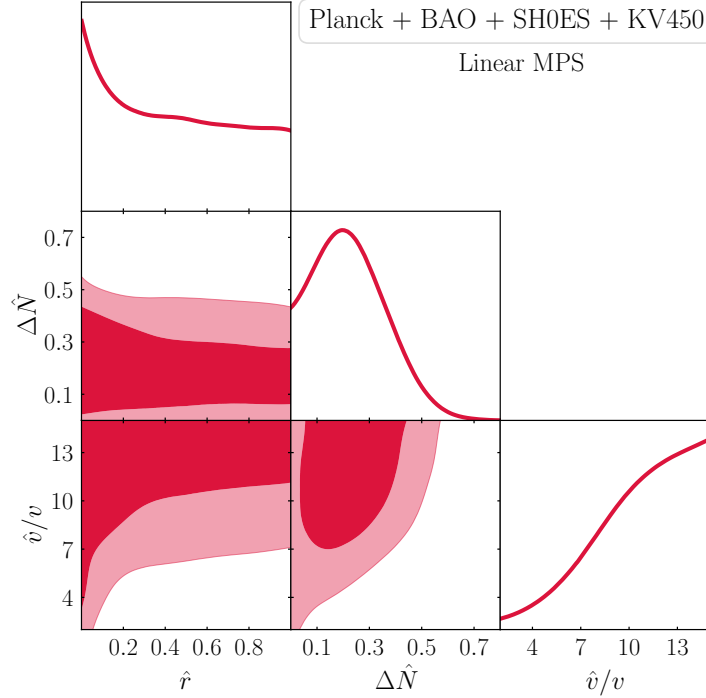


Figure 12: Constraints on all three MTH parameters using the Planck, BAO, KV450, and SH0ES datasets. The linear matter power spectrum has been used in the fit. The corresponding H_0 versus S_8 plot is shown in Fig. 13b.

In the right figure, we now add the KV450 data to our fits. Unsurprisingly, all three best-fit regions are now pulled to smaller S_8 , but only the MTH contour obtains good agreement with the KV450 measurement, while it does no worse than the Λ CDM + ΔN_{eff} contour in obtaining agreement with the SH0ES data. Thus we see the behavior we hoped for: the MTH model is able to increase the prediction of H_0 from the CMB data while simultaneously decreasing the prediction of S_8 or σ_8 . As noted above, the best-fit χ^2 of the MTH model is equal to that of the Λ CDM + ΔN_{eff} model in this case as well.

As interesting and hopeful as this result seems, it is important to note that, while the KV450 matter power spectrum does show a mild disagreement with the Λ CDM model, it is only at 2.3σ [41]. There exists a different LSS dataset, known as the Planck SZ survey, which paints a similar picture but potentially exhibits stronger tension with the Λ CDM value. The Sunyaev-Zeldovich (SZ) effect [117, 118] is the inverse Compton scattering of CMB photons by hot gas and is most significant when the photons pass through a galaxy cluster. The measurements of the distribution of galaxies from the SZ effect relies on linking the observed SZ flux to the mass of a galaxy cluster, which introduces a mass bias factor $(1 - b)$ that relates the observed signal to the true cluster mass. The Planck 2013 report gives a measurement of S_8 :

- Planck 2013 SZ : $S_8^{\text{SZ}} \equiv \sigma_8 (\Omega_m/0.27)^{0.3} = 0.782 \pm 0.010$ [119],

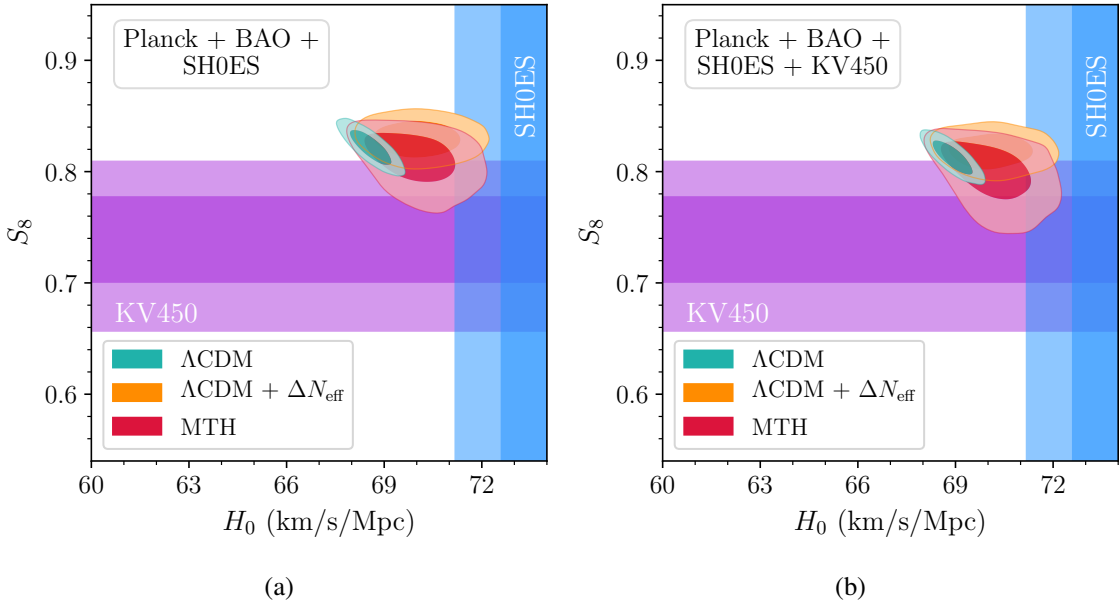


Figure 13: The preferred ranges of the parameters $S_8 \equiv \sigma_8(\Omega_m/0.3)^{0.5}$ and H_0 for the three models: Λ CDM, Λ CDM + $\Delta N_{\text{eff}}(> 0)$, and the MTH model using the Planck, BAO, and SH0ES datasets (Fig. 13a), and with the addition of the KV450 data (Fig. 13b). For reference, the measurements by H_0 by SH0ES and S_8 by KV450 are also shown in blue and violet, respectively. The MTH fit with KV450 data is done using the linear matter power spectrum, while the Λ CDM and Λ CDM + $\Delta N_{\text{eff}}(> 0)$ analyses include the non-linear corrections computed by Halofit. We include non-linear corrections to the MTH fit from HMcode and Halofit in Fig. 18.

by fixing the mass bias to its central value from a numerical simulation, $(1 - b) = 0.8$. When presenting results in the Planck 2015 report [120], the collaboration allowed $(1 - b)$ to vary with a Gaussian prior centered at 0.78. The central value of the resulting S_8^{SZ} is actually somewhat smaller, but has a much larger uncertainty:

- Planck 2015 SZ : $S_8^{\text{SZ}} \equiv \sigma_8(\Omega_m/0.31)^{0.3} = 0.774 \pm 0.034$ [120].

In order to demonstrate the MTH model’s ability to fit a small S_8 with a large H_0 , we use the Planck 2013 S_8^{SZ} value and errors in the following discussion in order to maximize the S_8 tension. Furthermore, if uncertainty on the mass bias shrinks in the future while retaining the same central value, the value of S_8^{SZ} would be closer to the 2013 result. As a comparison, we also conducted an MCMC study using the Planck 2015 S_8^{SZ} value, which gives a very similar result to Fig. 12 since the 2015 value of S_8^{SZ} does not show a strong tension with the Planck+BAO results.

The Planck SZ data set differs from that of KV450 in several important ways. First, and most trivially, Planck SZ uses a somewhat different definition of S_8 , as given above. One can easily relate

this to the previously defined S_8 , finding the Planck 2013 SZ measurement of:

$$S_8 = (0.782 \pm 0.010) \left(\frac{\Omega_m}{0.35} \right)^{0.2}. \quad (4.1)$$

If we use a typical value of $\Omega_m = 0.3$, this corresponds to $S_8 = 0.758$, which is perfectly consistent with the KV450 value of 0.737 given the errors on the latter value. However, the quoted errors on the Planck SZ result are roughly four times smaller than those from KV450, which will have a profound effect on our analysis.

The second difference is that the Planck SZ dataset, as encoded in our fits using `MontePython`, is only a single number: S_8^{SZ} (or σ_8). This is in contrast to the KV450 data, which contains spectral information on the matter power spectrum. The single value σ_8 is mostly sensitive to the linear matter power spectrum over just a narrow band of k : $0.05 \lesssim k$ (in $h \text{ Mpc}^{-1}$) $\lesssim 0.3$.

Third, given the much smaller error bars in the Planck SZ measurement of S_8 , the tension between the value inferred from the CMB measurements and that obtained from the low redshift measurements has increased substantially, to roughly $2 - 4\sigma$ [121, 122].²⁰ Given the key role the Planck SZ data plays in generating the S_8 tension, we also perform a set of fits including the Planck SZ value of S_8 , in addition to the spectral measurements of KV450. In fitting to the MTH model parameters, we allow \hat{r} all the way up to one, and also allow $\Delta\hat{N}$ up to one, both with flat priors. These fits are shown in Figs. 14 and 15. Due to the greater pull generated by the Planck SZ result, one sees in Fig. 14 that the best-fit regions for the MTH and for the canonical models are all shifted to lower S_8 . For the $\Lambda\text{CDM} + \Delta N_{\text{eff}}$ model, a price is exacted in pulling down S_8 , namely that the upper bound on H_0 is suppressed. On the other hand, the MTH model still shows agreement with the SH0ES data at the 1σ level. This is an important test: the MTH model is able to weaken significantly both the H_0 and S_8 tensions, even when we push the S_8 tension to its extreme by including the Planck SZ data.

Fig. 15 shows the regions of MTH parameter space preferred by this full complement of datasets, including Planck SZ. Several important features are notable. As before, there is a preference for a heavier twin sector (larger \hat{v}/v) in order to obtain larger values of \hat{r} , though the preference is mild. The prior relationship between larger \hat{r} and smaller $\Delta\hat{N}$ is no longer evident. It appears that the bound on $\Delta\hat{N}$ is mostly independent of \hat{r} , which is evidence that it is dominated by fitting the SH0ES value of H_0 and not the matter power spectrum.

Two other results jump out of these plots. First is the closure of the contours at small \hat{r} , and small \hat{v}/v . The figure indicates a larger than 2σ preference for non-zero \hat{r} – that is, the data clearly prefers a universe with twin matter over one without. Since the $\hat{r}, \Delta\hat{N} \rightarrow 0$ limit corresponds to the ΛCDM model, we see the MTH scenario clearly differentiating itself from the standard cosmological scenario and even, within the ansatz of MTH, ruling out the standard cosmological scenario at greater than 95% C.L. The range of values for \hat{r} is particularly interesting. At the low end, we see a clear need for some fraction of the dark matter (at least about 20%) to be in the form of twin matter. On the other hand, the data also allows \hat{r} as large as 1, meaning that all of the universe’s dark matter could be twin matter. Though we have limited our LSS datasets to $k \leq 0.3 h \text{ Mpc}^{-1}$, there is reason to

²⁰It has been argued [119, 122–125] that this tension could be the result of systematics uncertainties, for instance, in mass bias. However, in this work, we assume that the tension is an indication of new physics.

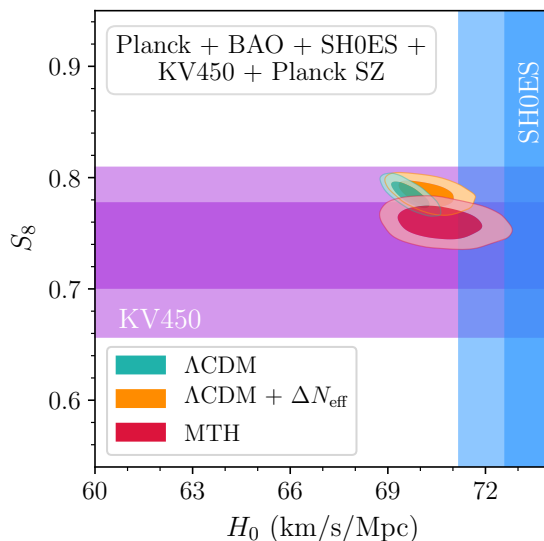


Figure 14: Same as Fig. 13b but now including the Planck SZ data. We include non-linear corrections to the MTH fit from HMcode and Halofit in Fig. 18.

believe that including data probing larger k , such as the Lyman- α bound [126] or measurements of the sub-halo mass function (SHMF) [127], would cut out models with very large \hat{r} . Such models show a pronounced suppression in the matter power spectrum at large k , caused by the delay in structure formation in the twin sector, which only starts after twin recombination. If the DM halo is mainly composed of twin atoms, it will also violate bounds on self-interacting DM (SIDM) such as the Bullet Cluster constraint (for a review of the SIDM bounds, see [128]).

The k values associated to these small scale structure constraints, however, would also be in the range in which non-linear corrections to the power spectrum would play a particularly important role and we are not in a good position to estimate those corrections reliably as $\hat{r} \rightarrow 1$. We may obtain some indication about the smaller scale structure bounds by comparing the suppression of the linear power spectrum at large k -modes between the MTH and $\Lambda\text{CDM} + \Delta N_{\text{eff}}$ predictions to the warm DM (WDM) result. For example, in the study of the SHMF [127], the smallest satellite galaxies have $k \approx 50 \text{ Mpc}^{-1}$ and the WDM suppression to the linear power spectrum should be less than $\approx 50\%$ around that k -mode [129]. The Lyman- α constraint also sets a comparable bound on the 1D power spectrum that is mainly affected by the suppression of the 3D power spectrum at $k \sim 10 \text{ Mpc}^{-1}$ [130]. Since the MTH scenarios we consider do suppress the matter power spectrum for the better fit to the Planck SZ data at $k \sim 0.1 \text{ Mpc}^{-1}$, there is a larger suppression at higher k -modes that asymptotes to $(1 - \hat{r})^2$ (see Fig. 6), and we can consider $\hat{r} \lesssim 25\%$ as a very rough estimate of the smaller structure constraints. When presenting χ^2 results in Table 2, we show the MTH result both with the \hat{r} prior up to 1 and 0.25. As we will see, the resulting χ^2 of the best-fit points in the two cases are similar to each other. We also numerically verify that the 68% C.L. lower bounds on the \hat{r} are very similar in the two cases, which is expected from the similar χ^2 of the two best-fit values. A more dedicated study of

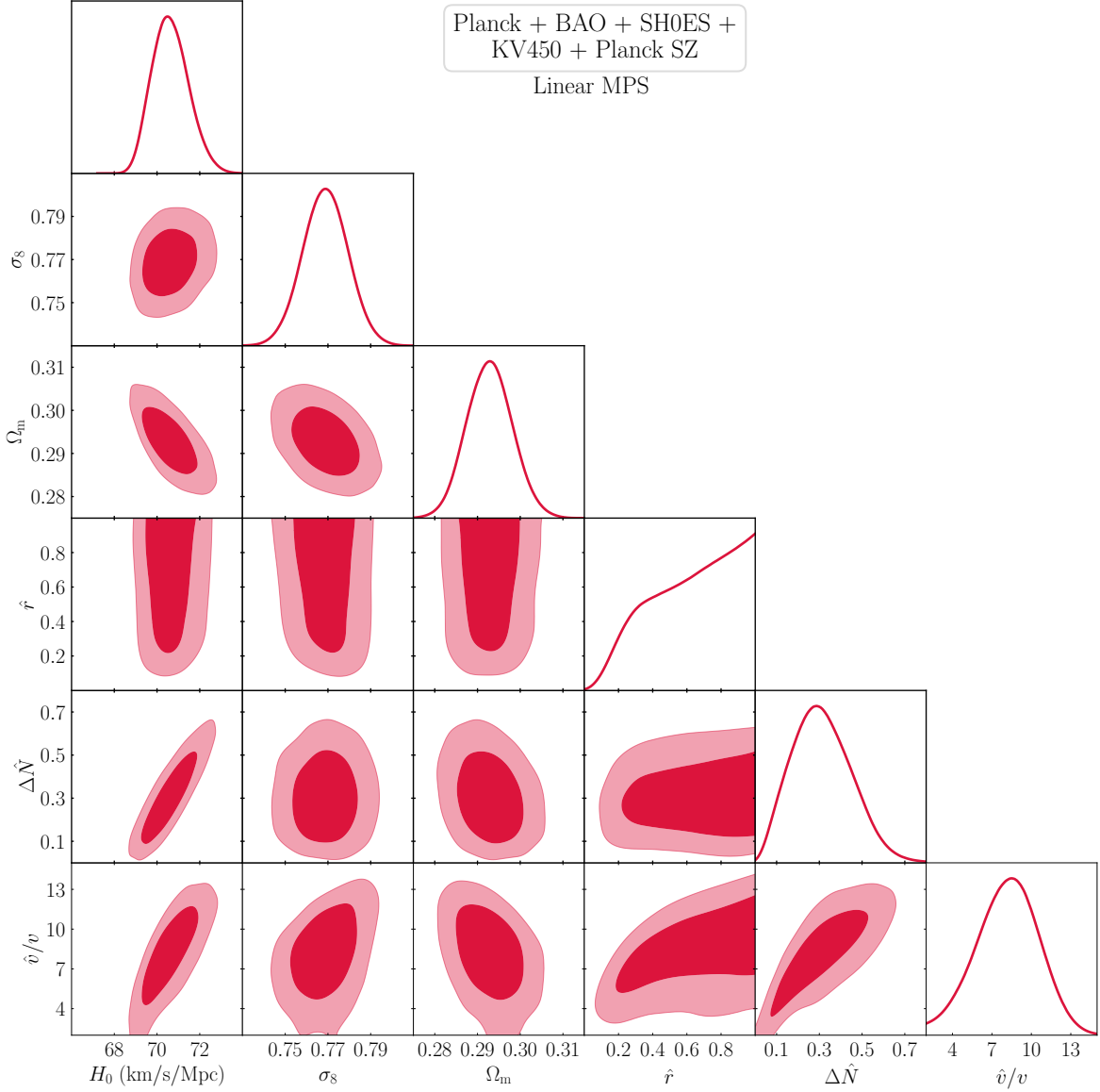


Figure 15: The preferred ranges of the twin parameters H_0 , σ_8 , \hat{r} , \hat{v}/v , and $\Delta\hat{N}$ obtained using the Planck, BAO, SH0ES, KV450, and Planck SZ datasets and the linear matter power spectrum.

MTH’s Lyman- α and SHMF signals may further strengthen the \hat{r} bound.

Besides the non-zero \hat{r} , the second feature of Fig. 15 is the now-tight correlation between $\Delta\hat{N}$ and \hat{v}/v , in which we can increase \hat{v}/v at the price of simultaneously increasing $\Delta\hat{N}$, and vice-versa. Though this correlation will have profound implications, it is simple to understand. The calculation of twin recombination in Sec. 3 is highly sensitive to the ratio \hat{v}/\hat{T} . The narrow contour in the plot shows that the data prefers a small range of redshifts for twin recombination. Taking the peak location of the twin visibility function as one of the derived parameters of the MCMC scans, we find the preferred

redshift to be $1 \times 10^4 \lesssim z_{\text{rec, twin}} \lesssim 3 \times 10^4$ at 95% C.L. for the datasets used in this fit. This may be interpreted as a prediction of the redshift at which the twin photons change from fluid-like behavior to freely streaming.

The reason this correlation matters is that the solution to the Hubble tension requires that $\Delta\hat{N}$ be large. Within the MTH model, this will then require that \hat{v}/v also be comparatively large and therefore, higher amounts of fine-tuning *vis à vis* the hierarchy problem. However, this fine tuning can be avoided by using different electroweak symmetry breaking mechanisms (for example, see Ref. [131–133]) that allow the MTH model with a large twin VEV to be a more natural model. That is to say, such a solution to the Hubble tension could provide the motivation for further investigation into such mechanisms.

In Table 2, we show the mean and best-fit values of the model parameters along with H_0 , S_8 (and σ_8), and the matter density for the three cosmological models we have studied here and plotted in Fig. 14. Note that while the $\Lambda\text{CDM} + \Delta N_{\text{eff}}$ model allows for a larger H_0 as compared to the ΛCDM model, it does little to help the S_8 tension (the best-fit value of S_8 is slightly better than that of the ΛCDM model, but the mean is slightly worse). In fact, regions of the parameter space of the $\Lambda\text{CDM} + \Delta N_{\text{eff}}$ model where the Hubble constant is increased more substantially are also regions in which S_8 also tends to increase somewhat, making the S_8 tension worse. Clearly, the ability of the $\Lambda\text{CDM} + \Delta N_{\text{eff}}$ model to solve the H_0 and S_8 tensions simultaneously is quite limited, especially on including the Planck SZ data which greatly prefers a smaller S_8 .

The MTH model, on the other hand, allows for a substantially larger H_0 while simultaneously producing a much smaller S_8 . Therefore, the MTH model can accommodate a larger H_0 as compared to the $\Lambda\text{CDM} + \Delta N_{\text{eff}}$, as shown in Table 2. In the lower part of the table, we show the total χ^2 of the best-fit points of the three models, along with the breakdown of contributions from the different datasets. As mentioned above, we show two best-fit points in the MTH model with $\hat{r} \leq 1$ and $\hat{r} \leq 0.25$ that are motivated by the small scale structure constraints. Although the best-fit point in the $\hat{r} \leq 0.25$ scan is slightly larger ($\Delta\chi^2 = 2.1$) than the other case, it still provides a much better fit to the data with only three extra parameters and $\Delta\chi^2 \approx -20$ compared to $\Lambda\text{CDM} + \Delta N_{\text{eff}}$. Since the ΛCDM model lives inside the parameter space of the MTH model, one can quote a significance at which the best-fit regions are preferred over the ΛCDM fit. With 3 extra parameters and $\Delta\chi^2 \approx -20$, we find a $\sim 4\sigma$ significance at which the best-fit MTH regions are preferred over the ΛCDM fit. This again shows that there is a strong statistical preference for a fraction of the dark sector to be made up of twin particles. The breakdown of the contributions of the different datasets to the total χ^2 shows that the fit to both the SHOES and Planck SZ data is improved in the MTH model, and it is these two data points that primarily drive the strong preference for the MTH model over the other two. Importantly, since so little of the improved χ^2 is coming from the KV450 data, we can anticipate that there will be very little sensitivity in this fit to the non-linear corrections to the matter power spectrum. We will see this to be the case in the next section.

It is clear from both the figures and from Table 2 that a wide range of MTH parameters provide a strong fit to the cosmological data. The VEV ratio, \hat{v}/v , can fall as low as 3 (within the region preferred by fine-tuning arguments while still consistent with Higgs coupling measurements) but can become as large as 11, where we obtain a significant weakening of the Hubble tension. The values

Param	Λ CDM		Λ CDM + ΔN_{eff}		MTH		
	best-fit	mean $\pm\sigma$	best-fit	mean $\pm\sigma$	best-fit ($\hat{r} \leq 1$)	mean $\pm\sigma$ ($\hat{r} \leq 1$)	best-fit ($\hat{r} \leq 0.25$)
$100 \Omega_b h^2$	2.262	$2.269^{+0.014}_{-0.013}$	2.278	$2.275^{+0.014}_{-0.014}$	2.275	$2.275^{+0.015}_{-0.016}$	2.283
$\Omega_{dm} h^2$	0.1167	$0.1162^{+0.00081}_{-0.00083}$	0.1175	$0.1175^{+0.0011}_{-0.0015}$	0.1245	$0.1233^{+0.0024}_{-0.0029}$	0.1245
$100 \theta_s$	1.042	$1.042^{+0.00029}_{-0.00029}$	1.042	$1.042^{+0.00034}_{-0.00032}$	1.041	$1.041^{+0.00042}_{-0.0004}$	1.042
$\ln(10^{10} A_s)$	3.015	$3.022^{+0.015}_{-0.014}$	3.013	$3.024^{+0.015}_{-0.014}$	3.043	$3.051^{+0.015}_{-0.015}$	3.051
n_s	0.9759	$0.9737^{+0.0036}_{-0.0038}$	0.9748	$0.9765^{+0.0042}_{-0.0046}$	0.9717	$0.974^{+0.0045}_{-0.0049}$	0.9727
τ_{reio}	0.04599	$0.04783^{+0.0078}_{-0.007}$	0.04016	$0.04728^{+0.0081}_{-0.007}$	0.05222	$0.05562^{+0.0073}_{-0.0076}$	0.05402
H_0	69.41	$69.68^{+0.39}_{-0.39}$	69.94	$70.23^{+0.51}_{-0.63}$	70.53	$70.63^{+0.77}_{-0.96}$	70.67
σ_8	0.8035	$0.8035^{+0.0054}_{-0.0051}$	0.8025	$0.8068^{+0.0058}_{-0.0058}$	0.7547	$0.7687^{+0.011}_{-0.011}$	0.7605
S_8	0.7889	$0.7845^{+0.0081}_{-0.0078}$	0.7846	$0.7856^{+0.008}_{-0.0082}$	0.7496	$0.7594^{+0.01}_{-0.01}$	0.7543
\hat{r}	–	–	–	–	0.9403	{0.20, 1}	0.2488
\hat{v}/v	–	–	–	–	8.768	{3.46, 12.7}	6.314
ΔN	–	–	0.05941	$0.08787^{+0.023}_{-0.088}$	0.3409	{0.052, 0.57}	0.3461
χ^2_{total}	3094.31		3092.47		3072.06		3074.18
Planck	2779.12		2781.91		2780.45		2781.47
BAO	8.27		9.24		5.94		6.11
SH0ES	10.60		8.28		6.06		5.60
Lensing	13.31		13.88		9.85		9.58
KV450	268.36		266.82		269.38		271.40
Planck SZ	14.65		12.34		0.38		0.01

Table 2: The mean and best-fit values for the Λ CDM, Λ CDM + ΔN_{eff} and MTH models obtained using the Planck, BAO, SH0ES, KV450, and Planck SZ datasets. ΔN corresponds to ΔN_{eff} for Λ CDM + ΔN_{eff} model and $\Delta \hat{N}$ for the MTH model. For the MTH parameters, the range allowed at 95% C.L. is shown in brackets. In the lower part of the table, total χ^2 of the best-fit points of the three models, along with the breakdown of contributions from the different datasets, is shown. χ^2 for the Planck Lensing data is shown separately with the label ‘‘Lensing,’’ and is not included in the combined χ^2 for Planck.

of $\Delta \hat{N}$ are tightly correlated with the VEV ratio and can range almost up to 0.6 while remaining consistent with data. Note that this is a weaker bound on $\Delta \hat{N}$ than found in Figs. 10 and 11 due to the inclusion of SH0ES in the current fit.

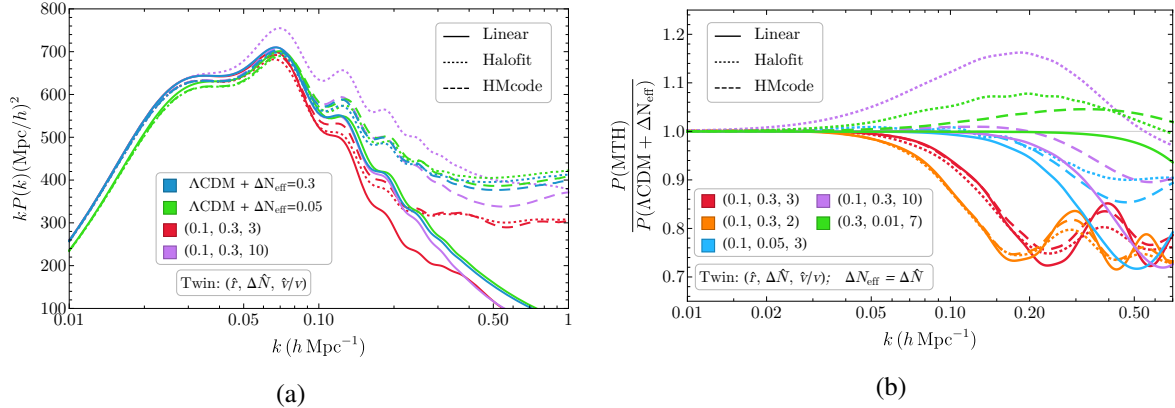


Figure 16: Non-linear corrections to the matter power spectrum computed using Halofit and HMcode.

4.3 Non-Linear Corrections

Although the growth of the matter density contrast can be well described by linear perturbation theory at large scales, its evolution becomes highly non-linear at smaller scales: $k \gtrsim 0.1 h \text{ Mpc}^{-1}$. The exact computation of this non-linear evolution requires large N -body simulations, whose results can be matched to simple empirical parametrizations. This process has been done for the canonical ΛCDM and $\Lambda\text{CDM} + \Delta N_{\text{eff}}$ models, but not for the MTH model. Nonetheless, it would be helpful to make some rough estimates of these effects and for that we turn to the parametrizations obtained for the ΛCDM model.

There are two built-in modules in CLASS that can be utilized to compute the non-linear corrections, namely HMcode [109] and Halofit [134]. In this subsection we will discuss how our results change when including non-linear corrections from these modules. One should understand these results as an illustration of how non-linear corrections could effect our study instead of taking the numbers as precise results. Note that in our analysis, the non-linear correction is really only important when fitting the KV450 data, where we include the matter power spectrum up to $k \leq 0.3 h \text{ Mpc}^{-1}$.

In Fig. 16, we show a few examples of matter power spectra with non-linear corrections obtained using Halofit and HMcode. From the left plot, it is clear that the non-linear corrections from Halofit and HMcode are quite similar for the $\Lambda\text{CDM} + \Delta N_{\text{eff}}$ model. However, for the MTH model, particularly the $\hat{v}/v = 10$ case, we see that these corrections can be quite different. The difference between the non-linear corrections from the two modules can be seen more clearly in the right plot, where the ratio of the matter power spectrum for the MTH model to that of the $\Lambda\text{CDM} + \Delta N_{\text{eff}}$ model is plotted. To obtain this ratio plot, the matter power spectrum in both the numerator and denominator is computed using the same method (linear, Halofit, or HMcode). By taking the ratio, we are extracting the features that are specific to the MTH model.

The results of these studies are somewhat surprising. Both HMcode and Halofit produce very similar non-linear corrections for cases in which the linear matter power spectrum of the MTH model begins to deviate significantly from the $\Lambda\text{CDM} + \Delta N_{\text{eff}}$ spectrum at $k \lesssim 0.1 h \text{ Mpc}^{-1}$ (orange and red lines in the figures). Though not shown in the plots here, we find that the same also holds for the

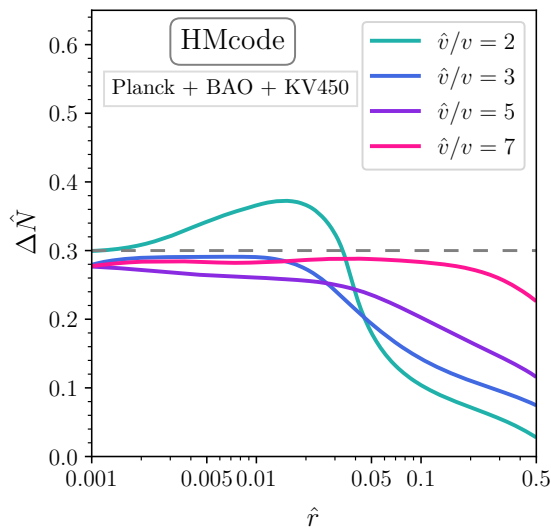


Figure 17: Constraints from Planck+BAO+KV450 datasets with non-linear power spectrum corrections from HMcode.

modes that start to show deviations only for $k \gtrsim 0.7 h\text{Mpc}^{-1}$. However, in the intermediate region (for instance, purple lines), the Halofit parametrization produces results that are both quite dissimilar to those of HMcode and to expectations. In particular, the Halofit calculation generates a rather incomprehensible enhancement of the power spectrum all the way down to $k \approx 0.03 h\text{Mpc}^{-1}$, well outside the non-linear regime. While we are not sure of the underlying cause of this behavior, neither of these codes was designed for the model studied here. However, the odd and seemingly unphysical behavior of Halofit is the reason that we opted to use HMcode for the estimation of non-linear effects in most of our fits.

In Fig. 17, we show the constraints on the MTH model from the Planck+BAO+KV450 datasets, with the matter power spectrum calculated using the HMcode non-linear corrections. The bounds with HMcode only differ from the linear result shown in Fig. 11 by less than 10%, at least until $\hat{r} \gtrsim 0.4$. In fact, that region where the mirror baryons represent a large fraction of the dark matter is also the regime in which we have the least trust in either HMcode or Halofit, since our model looks less and less like the ΛCDM or $\Lambda\text{CDM} + \Delta N_{\text{eff}}$ models.

As another check, in Fig. 18 we compare the regions of the (H_0, S_8) plane preferred by the MTH model, with and without the non-linear corrections of Halofit and HMcode. We claimed earlier that because the bounds are driven primarily by the Planck+BAO and the Planck SZ data, which are both independent of the non-linear corrections, the preferred regions in H_0 versus S_8 should show little dependence on whether we do or do not include non-linear corrections. This is exactly what we see. In both the left figure (without Planck SZ) and the right figure (with Planck SZ), the contours for the linear and for the two trial non-linear fits are nearly the same. In particular, the ability of the model to achieve a larger H_0 and smaller S_8 simultaneously is completely independent of the form of the non-linear corrections or whether we include them at all, as expected. Similarly, we also compare the

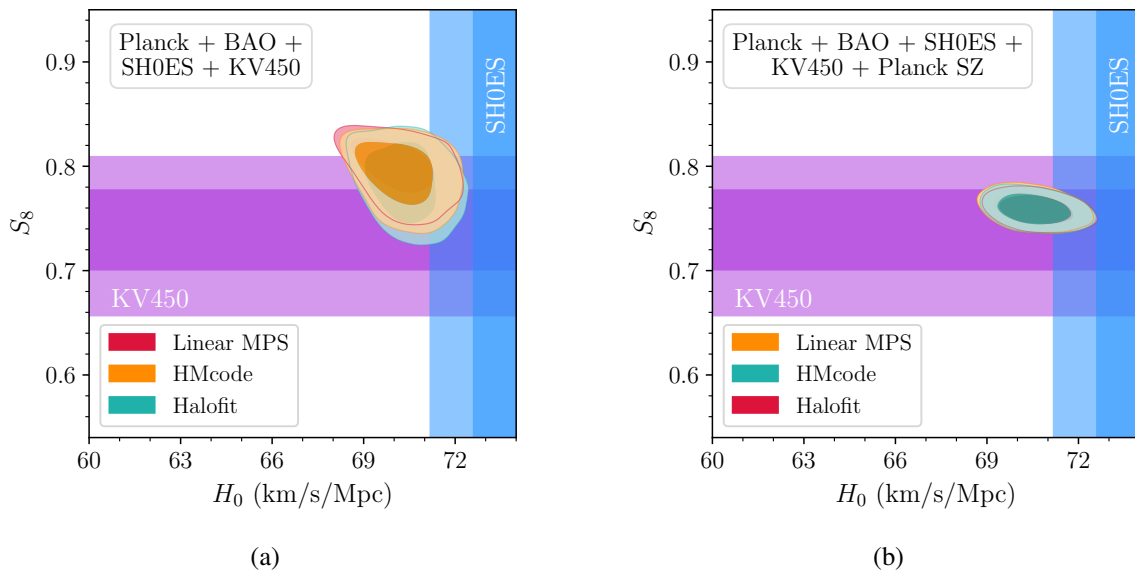


Figure 18: Same plots as in Fig. 13b (left) and Fig. 14 (right) but with two types of non-linear corrections to the matter power spectrum.

bounds on the MTH parameters in Fig. 15 to the results that include the non-linear corrections. As we can see in Fig. 19, both HMcode and Halofit produce similar bounds for $\hat{r} \lesssim 0.3$ and require the same minimum \hat{r} in order to relax the S_8 tension.

In all, we have been able to show that using well-known calculations of the non-linear effects in the matter power spectrum, our results change little from those obtained with a purely linear spectrum. And while these non-linear calculations (Halofit and HMcode) are not done with the MTH model in mind, they do provide us a rough sense of how much we might expect our results to change should a detailed calculation of non-linear effects in the MTH model be completed.

4.4 Future Prospects

If the MTH model is the correct description of the universe, how precisely can we measure the twin parameters with future experiments and surveys? Will future surveys, such as Euclid or CMB-stage 4, be able to pin down the parameters of the MTH model, and if so, to what degree?

Working from the assumption that the H_0 and S_8 tensions from the Planck SZ and SH0ES data do indicate the existence of MTH particles, we generate mock data using the the best-fit values for $\hat{r} \leq 0.25$ shown in Table 2 for the nine free parameters describing the cosmology of the MTH model. Those best-fit values are $\{\Omega_{\text{dm}}h^2, \Omega_b h^2, 100\theta_s, \ln(10^{10}A_s), n_s, \tau_{\text{reio}}, \hat{r}, \Delta\hat{N}, \hat{v}/v\} = \{0.1245, 0.02283, 1.042, 3.051, 0.9727, 0.05402, 0.2488, 0.3461, 6.314\}$. After generating mock data to simulate such a universe, we then perform an MCMC study to constrain the parameters using the expected sensitivities to the matter power spectrum from the Euclid satellite [42], and to CMB anisotropies from CMB-S4 [43]. For the purposes of this analysis, we only use the linear matter power spectra in the scans. In Fig. 20, we show the preferred regions of the twin parameters when including the

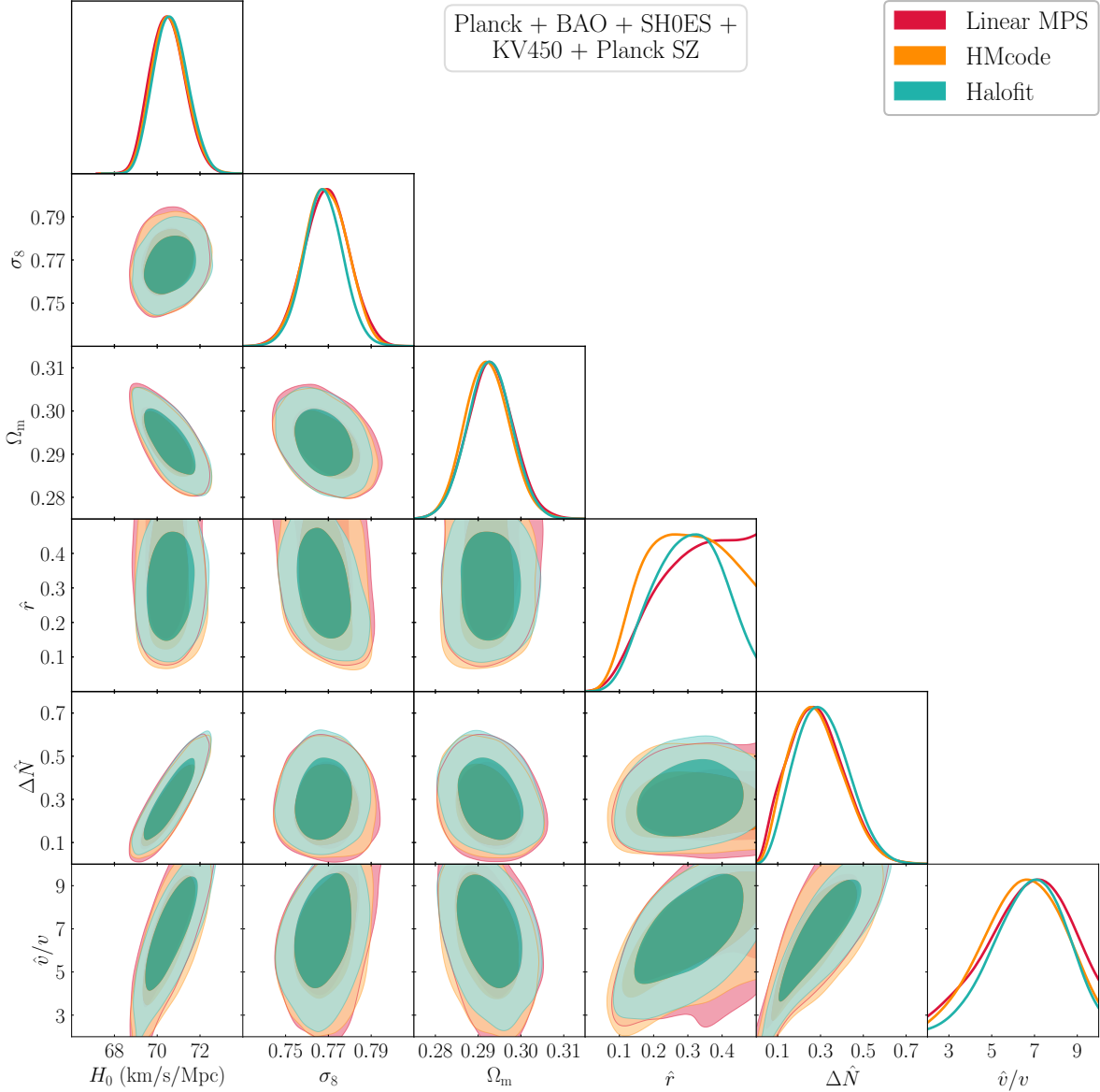


Figure 19: Same plots as in Fig. 15 but with two different non-linear corrections to the matter power spectrum. Since non-linear corrections for the MTH model using Halofit or HMcode becomes less reliable for large \hat{r} , we use an upper limit of 0.5 on \hat{r} to obtain this plot. For the VEV, we use a flat prior of $\hat{v}/v \in [2, 10]$.

Euclid LSS mock data in addition to the Planck+BAO+SH0ES data in red (larger ellipses), and when including the Euclid and CMB-S4 data in addition to SH0ES+BAO in blue (smaller ellipses). Both regions should be compared to Fig. 15 which includes the Planck+BAO+SH0ES+KV450 datasets.

What is immediately clear is that even with only the Euclid data, one can greatly improve the fits, closing the contours on the MTH parameters and thereby ruling out the Λ CDM and Λ CDM + ΔN_{eff}

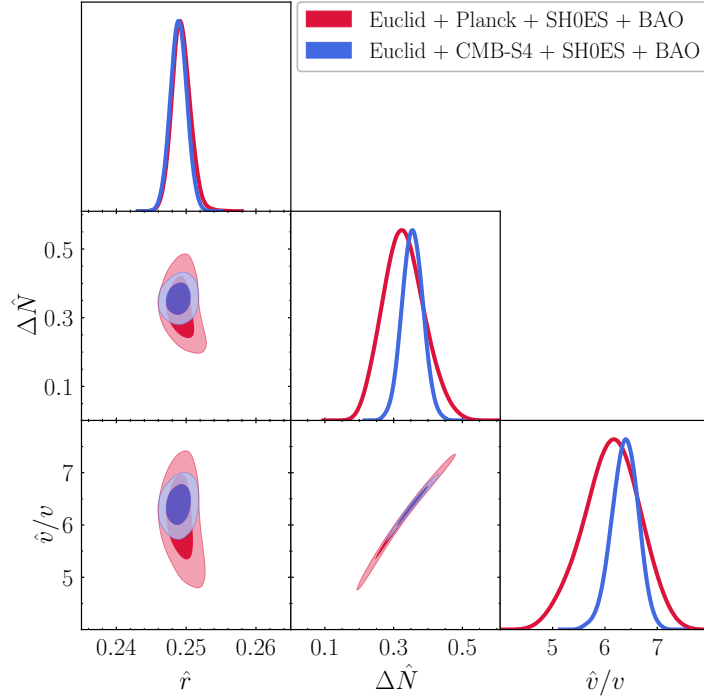


Figure 20: The predicted ranges for the twin parameters \hat{r} , $\Delta\hat{N}$, and \hat{v}/v obtained using the Euclid and CMB-S4 mock data along with the observed Planck, BAO, and SH0ES data. For both Euclid and CMB-S4, the mock data is generated using the best-fit values for the MTH model in Table 2.

models with high confidence. In particular, Euclid data should be able to restrict \hat{r} to a narrow band with errors of order $\pm 2\%$. However, the uncertainty in $\Delta\hat{N}$ will remain sizeable, of order $\pm 30\%$, while the uncertainty in \hat{v}/v is roughly $\pm 20\%$. (All errors are quoted at 68% C.L. unless otherwise stated.)

Including the CMB-S4 data will help only marginally in shrinking the errors on \hat{r} but will greatly shrink the errors in $\Delta\hat{N}$ and \hat{v}/v , halving the errors as compared to the case above, leaving an uncertainty in $\Delta\hat{N}$ of order $\pm 15\%$ and in \hat{v}/v of order $\pm 10\%$. Moreover, with the CMB-S4 data, the redshift of twin recombination can be inferred with a relative precision of about 10% at 95% C.L.

In both cases, the limiting factor in pushing down the errors in both $\Delta\hat{N}$ and \hat{v}/v is the degeneracy in these two measurements which we have encountered before. Each dataset reduces the allowed range of \hat{v}/v and $\Delta\hat{N}$, but the errors on $\Delta\hat{N}$ and \hat{v}/v still remain highly correlated due to their underlying connection to the redshift at which twin recombination occurs.

In order to break this degeneracy, one turns to collider physics. The high-luminosity run of the LHC (HL-LHC) should be able to probe the invisible Higgs branching ratio down to approximately the 4% level at 95% C.L. [135], and measure the deviation of the Z -Higgs coupling to the 2% level at 68% C.L. [136, 137]. These two observables allow independent measurements of the \hat{v} value if $\hat{v}/v \lesssim 5$. Though the best-fit point itself (with $\hat{v}/v = 6.3$) may evade the measurements at the HL-LHC, we know from Fig. 15 that \hat{v}/v as low as 3.5 still fits the combined cosmological data much

better than the Λ CDM model. For instance, if $3 \lesssim \hat{v}/v \lesssim 5$, the HL-LHC can observe the Higgs decay into invisible twin particles and measure \hat{v}/v at the $O(10\%)$ level. Future lepton colliders (see Ref. [138] for a review of expected precision at these colliders), in their role as Higgs factories, should be able to measure \hat{v}/v to much higher precision. Such measurements would help to improve the cosmological measurement of the twin parameters and strengthen the connection between the model’s cosmological signatures and its role in stabilizing the electroweak hierarchy.

5 Conclusion

In this paper, we have presented the most thorough study to date of the cosmology of the Mirror Twin Higgs model by incorporating the model into the Boltzmann code CLASS and performing a MCMC study with current CMB, BAO, and LSS datasets. In particular, we consider a scenario in which the twin baryons constitute a subcomponent of the universe’s DM. The contribution of the twin photons and neutrinos to dark radiation is suppressed due to asymmetric reheating, but remains large enough to be detected in future CMB experiments.

This framework leads to distinctive signals in both the CMB and LSS. Before twin recombination, baryon acoustic oscillations in the twin sector lead to a suppression of structure formation at large scales and leave a residual oscillatory pattern in the matter power spectrum. Twin BAO, the presence of the free-streaming twin neutrinos, and twin photons that propagate as a fluid before twin recombination all work together to modify the CMB power spectrum in observable ways. On performing the MCMC scan of the MTH parameters, we calculated the current Planck+BAO bounds on the twin parameters $(\hat{r}, \Delta\hat{N}, \hat{v}/v)$, showing our result in Fig. 10. The data roughly require the twin radiation abundance $\Delta\hat{N} \lesssim 0.3$ when $\hat{r} \lesssim 5\%$. The bounds are a bit weaker comparing to the free-streaming radiation bound when $\hat{v}/v \lesssim 3$, in which case the twin photons remain as interacting radiation until a later time, weakening the bound. The $\Delta\hat{N}$ bounds become stronger for larger \hat{r} due to the modification of gravity perturbations from twin BAO. For instance, if $\Delta\hat{N} = 0.2$, the energy density fraction of the twin baryons needs to be less than about 3% (10%) for $\hat{v}/v = 3$ (5) (at 95% C.L.). We find these bounds remain roughly the same after including the power spectrum constraints from KV450, as shown in Figs. 11 and 17, although the precise bounds require careful study of the non-linear corrections to the matter power spectrum at $k \gtrsim 0.1 h \text{ Mpc}^{-1}$.

Earlier literature discussed the possibility of relaxing both the H_0 and S_8 tensions through the existence of the twin radiation and the twin BAO process [40]. Using our modified CLASS code for the MTH cosmology, we can finally examine that claim through an MCMC study with the real cosmological data. What we find is that the presence of the MTH sector does allow an enhancement of the H_0 value while providing a smaller S_8 than the fits of the Λ CDM and Λ CDM + ΔN_{eff} models. When fitting Planck+BAO+SH0ES, with or without including the KV450 data that only indicates a mild S_8 tension in the Λ CDM fit of the CMB data, the contours of the MTH model in the (S_8, H_0) plane simultaneously allow for a higher H_0 and a lower S_8 as compared to the Λ CDM model (Figs. 13 and 18a). Moreover, when including the Planck 2013 SZ data with a fixed mass bias, for which the data prefers a significant suppression in the matter power spectrum as compared to the Λ CDM fit of the CMB data, the MTH model still allows a large H_0 value that better agrees with the SH0ES result

(Figs. 14 and 18b). In this case, the best-fit parameters of the MTH model, shown in Table 2, improve the fits over both the Λ CDM and Λ CDM + ΔN_{eff} models by $\Delta\chi^2 \approx -20$. The best-fit model (for $\hat{r} \leq 0.25$) has $\hat{v}/v = 6.3$, but χ^2 changes slowly across a wide range of \hat{v}/v values. For example, models with $\hat{v}/v = 4$, a VEV ratio which induces relatively mild tuning when used to solve the Higgs hierarchy problem, still produce fits with $\Delta\chi^2 \simeq -20$ compared to the canonical models.

Taken together, our study indicates a preference for the MTH model over Λ CDM by $\sim 4\sigma$ when including the Planck SZ data. The fit can also be used to bound the redshift for twin recombination to $1 \times 10^4 \lesssim z_{\text{rec, twin}} \lesssim 3 \times 10^4$ at 95% C.L.

In addition to calculating MTH bounds from existing data, we have also used the modified CLASS code to estimate the precision to be expected of future cosmological measurements on the MTH parameter space. Taking the best-fit value of MTH parameters in Table 2 as the true cosmological parameters, the Euclid mission can measure \hat{r} (\hat{v}/v) at the $\sim 1\%$ (10%) level precision and determine the peak of the visibility function of the twin recombination with $\sim 10\%$ level precision. The CMB-S4 data can further improve the $\Delta\hat{N}$ measurement and tighten the \hat{v}/v uncertainty to be $\lesssim 10\%$. Higgs-related measurements at the HL-LHC can further improve the constraints, and tighten the relation between the twin sector as observed in cosmology and as a solution to the Higgs hierarchy problem.

Our code can be easily extended to study the cosmological signals for models of hidden naturalness which, like the mirror twin Higgs model studied here, also contain atomic dark matter and its accompanying dark radiation. There are already other solutions to the Higgs hierarchy problem, such as the N -naturalness scenario, which predict the existence of a SM-like dark sector that can generate cosmological signatures similar to those studied here, and to which this code can be extended. In addition, it is a simple matter to imagine, and to implement in the code, multiple atomic DM species, each with their own binding energies and relative abundances. It remains an open question, however, as to how well future cosmological data will be able to differentiate among various hidden naturalness scenarios and then measure their parameters. It is therefore urgent to collect more theoretical templates for the study of hidden naturalness cosmology before that future data arrives. The present work takes us one step towards the tantalizing possibility that the first hints of naturalness in the Higgs sector may come from precision cosmological data.

Acknowledgments

We thank Michael Geller, Subhajit Ghosh, Vivian Poulin, and Sandip Roy for the helpful discussions and Zackaria Chacko and David Curtin for useful comments on the draft. ML acknowledges support from the Fermi Research Alliance, LLC, under Contract No. DEAC02-07CH11359 with the U.S. Department of Energy, Office of Science, Office of High Energy Physics. The research of YT is supported by the NSF grant PHY-2014165 and PHY-2112540. JK was supported by the National Research Foundation of Korea (NRF) grant funded by the Korea government (MSIT) (No. 2021R1C1C1005076), by National Science Foundation under grant PHY-1820860, and PHY-1230860. SB would like to thank the Universities Research Association (URA) for the Visiting Scholars Program award (No. 20-F-02), which was used to fund this research. SB also acknowledges support in part by the DOE grant DE-SC0011784.

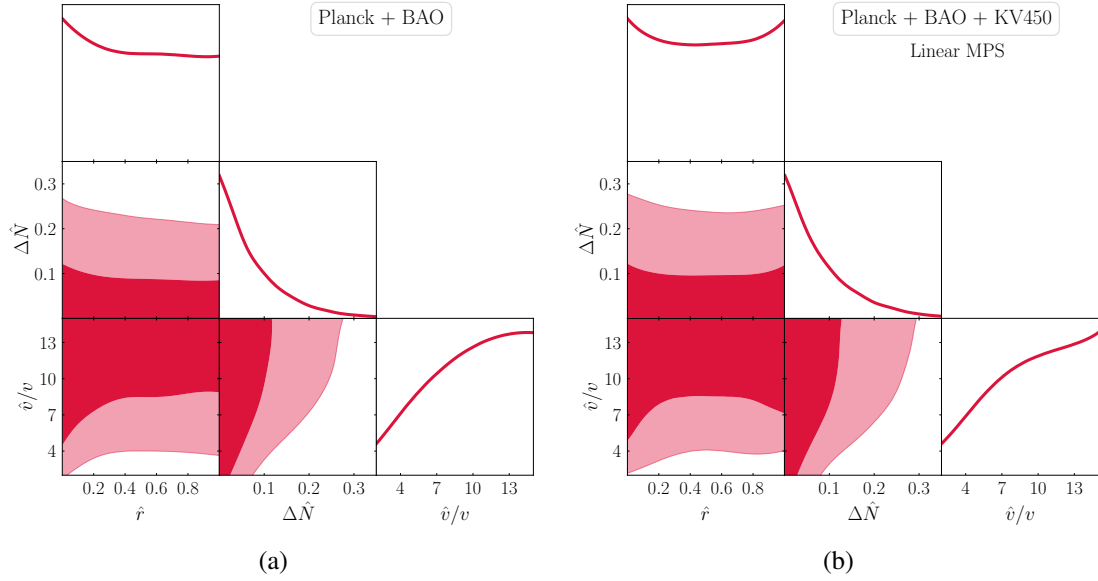


Figure 21: Constraints on all three MTH parameters using the Planck+BAO (left) and Planck+BAO+KV450 (right) datasets.

A Additional MCMC results

In this appendix, we show the constraints on the twin parameters using the Planck+BAO (Fig. 21a) and Planck+BAO+KV450 datasets (Fig. 21b), with all the three twin parameters taken to be free parameters. Results in which the vev ratio is taken to be fixed are given in Figs. 10 and 11.

References

- [1] Z. Chacko, H.-S. Goh, and R. Harnik, *The Twin Higgs: Natural electroweak breaking from mirror symmetry*, *Phys. Rev. Lett.* **96** (2006) 231802, [[hep-ph/0506256](#)].
- [2] Z. Chacko, H.-S. Goh, and R. Harnik, *A Twin Higgs model from left-right symmetry*, *JHEP* **01** (2006) 108, [[hep-ph/0512088](#)].
- [3] R. Barbieri, T. Gregoire, and L. J. Hall, *Mirror world at the large hadron collider*, [[hep-ph/0509242](#)].
- [4] S. Chang, L. J. Hall, and N. Weiner, *A Supersymmetric twin Higgs*, *Phys. Rev.* **D75** (2007) 035009, [[hep-ph/0604076](#)].
- [5] A. Falkowski, S. Pokorski, and M. Schmaltz, *Twin SUSY*, *Phys. Rev.* **D74** (2006) 035003, [[hep-ph/0604066](#)].
- [6] H. Cai, H.-C. Cheng, and J. Terning, *A Quirky Little Higgs Model*, *JHEP* **05** (2009) 045, [[arXiv:0812.0843](#)].
- [7] N. Craig, S. Knapen, and P. Longhi, *Neutral Naturalness from Orbifold Higgs Models*, *Phys. Rev. Lett.* **114** (2015), no. 6 061803, [[arXiv:1410.6808](#)].

- [8] N. Craig, S. Knapen, and P. Longhi, *The Orbifold Higgs*, *JHEP* **03** (2015) 106, [[arXiv:1411.7393](#)].
- [9] Z. Chacko, Y. Nomura, M. Papucci, and G. Perez, *Natural little hierarchy from a partially goldstone twin Higgs*, *JHEP* **01** (2006) 126, [[hep-ph/0510273](#)].
- [10] G. Burdman, Z. Chacko, H.-S. Goh, and R. Harnik, *Folded supersymmetry and the LEP paradox*, *JHEP* **02** (2007) 009, [[hep-ph/0609152](#)].
- [11] N. Craig and K. Howe, *Doubling down on naturalness with a supersymmetric twin Higgs*, *JHEP* **03** (2014) 140, [[arXiv:1312.1341](#)].
- [12] M. Geller and O. Telem, *Holographic Twin Higgs Model*, *Phys. Rev. Lett.* **114** (2015) 191801, [[arXiv:1411.2974](#)].
- [13] M. Low, A. Tesi, and L.-T. Wang, *Twin Higgs mechanism and a composite Higgs boson*, *Phys. Rev.* **D91** (2015) 095012, [[arXiv:1501.07890](#)].
- [14] R. Barbieri, D. Greco, R. Rattazzi, and A. Wulzer, *The Composite Twin Higgs scenario*, *JHEP* **08** (2015) 161, [[arXiv:1501.07803](#)].
- [15] N. Craig, A. Katz, M. Strassler, and R. Sundrum, *Naturalness in the Dark at the LHC*, *JHEP* **07** (2015) 105, [[arXiv:1501.05310](#)].
- [16] B. Batell and M. McCullough, *Neutrino Masses from Neutral Top Partners*, *Phys. Rev. D* **92** (2015), no. 7 073018, [[arXiv:1504.04016](#)].
- [17] A. Katz, A. Mariotti, S. Pokorski, D. Redigolo, and R. Ziegler, *SUSY Meets Her Twin*, *JHEP* **01** (2017) 142, [[arXiv:1611.08615](#)].
- [18] N. Craig, S. Knapen, P. Longhi, and M. Strassler, *The Vector-like Twin Higgs*, *JHEP* **07** (2016) 002, [[arXiv:1601.07181](#)].
- [19] M. Badziak and K. Harigaya, *Asymptotically Free Natural Supersymmetric Twin Higgs Model*, *Phys. Rev. Lett.* **120** (2018), no. 21 211803, [[arXiv:1711.11040](#)].
- [20] M. Badziak and K. Harigaya, *Supersymmetric D-term Twin Higgs*, *JHEP* **06** (2017) 065, [[arXiv:1703.02122](#)].
- [21] M. Badziak and K. Harigaya, *Minimal Non-Abelian Supersymmetric Twin Higgs*, *JHEP* **10** (2017) 109, [[arXiv:1707.09071](#)].
- [22] J. Serra, S. Stelzl, R. Torre, and A. Weiler, *Hypercharged Naturalness*, *JHEP* **10** (2019) 060, [[arXiv:1905.02203](#)].
- [23] N. Arkani-Hamed, T. Cohen, R. T. D’Agnolo, A. Hook, H. D. Kim, and D. Pinner, *Solving the Hierarchy Problem at Reheating with a Large Number of Degrees of Freedom*, *Phys. Rev. Lett.* **117** (2016), no. 25 251801, [[arXiv:1607.06821](#)].
- [24] P. W. Graham, D. E. Kaplan, and S. Rajendran, *Cosmological Relaxation of the Electroweak Scale*, *Phys. Rev. Lett.* **115** (2015), no. 22 221801, [[arXiv:1504.07551](#)].
- [25] G. Dvali, *Large hierarchies from attractor vacua*, *Phys. Rev. D* **74** (2006) 025018, [[hep-th/0410286](#)].
- [26] G. Dvali and A. Vilenkin, *Cosmic attractors and gauge hierarchy*, *Phys. Rev. D* **70** (2004) 063501, [[hep-th/0304043](#)].

- [27] M. Freytsis, S. Knapen, D. J. Robinson, and Y. Tsai, *Gamma-rays from Dark Showers with Twin Higgs Models*, *JHEP* **05** (2016) 018, [[arXiv:1601.07556](#)].
- [28] Z. Chacko, D. Curtin, M. Geller, and Y. Tsai, *Direct Detection of Mirror Matter in Twin Higgs Models*, [arXiv:2104.02074](#).
- [29] **Planck** Collaboration, N. Aghanim et al., *Planck 2018 results. VI. Cosmological parameters*, *Astron. Astrophys.* **641** (2020) A6, [[arXiv:1807.06209](#)].
- [30] Z. Chacko, N. Craig, P. J. Fox, and R. Harnik, *Cosmology in Mirror Twin Higgs and Neutrino Masses*, *JHEP* **07** (2017) 023, [[arXiv:1611.07975](#)].
- [31] N. Craig, S. Koren, and T. Trott, *Cosmological Signals of a Mirror Twin Higgs*, *JHEP* **05** (2017) 038, [[arXiv:1611.07977](#)].
- [32] H. Beauchesne and Y. Kats, *Cosmology of the Twin Higgs without explicit \mathbb{Z}_2 breaking*, [arXiv:2109.03279](#).
- [33] M. Farina, *Asymmetric Twin Dark Matter*, *JCAP* **1511** (2015), no. 11 017, [[arXiv:1506.03520](#)].
- [34] R. Barbieri, L. J. Hall, and K. Harigaya, *Minimal Mirror Twin Higgs*, *JHEP* **11** (2016) 172, [[arXiv:1609.05589](#)].
- [35] C. Csaki, E. Kuflik, and S. Lombardo, *Viable Twin Cosmology from Neutrino Mixing*, *Phys. Rev.* **D96** (2017), no. 5 055013, [[arXiv:1703.06884](#)].
- [36] R. Barbieri, L. J. Hall, and K. Harigaya, *Effective Theory of Flavor for Minimal Mirror Twin Higgs*, *JHEP* **10** (2017) 015, [[arXiv:1706.05548](#)].
- [37] K. Harigaya, R. McGehee, H. Murayama, and K. Schutz, *A predictive mirror twin Higgs with small \mathbb{Z}_2 breaking*, *JHEP* **05** (2020) 155, [[arXiv:1905.08798](#)].
- [38] G. Krnjaic and K. Sigurdson, *Big Bang Darkleosynthesis*, *Phys. Lett. B* **751** (2015) 464–468, [[arXiv:1406.1171](#)].
- [39] M. Redi and A. Tesi, *Cosmological Production of Dark Nuclei*, *JHEP* **04** (2019) 108, [[arXiv:1812.08784](#)].
- [40] Z. Chacko, D. Curtin, M. Geller, and Y. Tsai, *Cosmological Signatures of a Mirror Twin Higgs*, *JHEP* **09** (2018) 163, [[arXiv:1803.03263](#)].
- [41] H. Hildebrandt et al., *KiDS+VIKING-450: Cosmic shear tomography with optical and infrared data*, *Astron. Astrophys.* **633** (2020) A69, [[arXiv:1812.06076](#)].
- [42] **Euclid Theory Working Group** Collaboration, L. Amendola et al., *Cosmology and fundamental physics with the Euclid satellite*, *Living Rev. Rel.* **16** (2013) 6, [[arXiv:1206.1225](#)].
- [43] **CMB-S4** Collaboration, K. N. Abazajian et al., *CMB-S4 Science Book, First Edition*, [arXiv:1610.02743](#).
- [44] D. Blas, J. Lesgourgues, and T. Tram, *The Cosmic Linear Anisotropy Solving System (CLASS) II: Approximation schemes*, *JCAP* **07** (2011) 034, [[arXiv:1104.2933](#)].
- [45] T. Brinckmann and J. Lesgourgues, *MontePython 3: boosted MCMC sampler and other features*, *Phys. Dark Univ.* **24** (2019) 100260, [[arXiv:1804.07261](#)].
- [46] A. G. Riess, S. Casertano, W. Yuan, J. B. Bowers, L. Macri, J. C. Zinn, and D. Scolnic, *Cosmic Distances Calibrated to 1% Precision with Gaia EDR3 Parallaxes and Hubble Space Telescope*

- Photometry of 75 Milky Way Cepheids Confirm Tension with Λ CDM*, *Astrophys. J. Lett.* **908** (2021), no. 1 L6, [[arXiv:2012.08534](#)].
- [47] L. Breuval et al., *The Milky Way Cepheid Leavitt law based on Gaia DR2 parallaxes of companion stars and host open cluster populations*, *Astron. Astrophys.* **643** (2020) A115, [[arXiv:2006.08763](#)].
- [48] A. G. Riess, S. Casertano, W. Yuan, L. M. Macri, and D. Scolnic, *Large Magellanic Cloud Cepheid Standards Provide a 1% Foundation for the Determination of the Hubble Constant and Stronger Evidence for Physics beyond Λ CDM*, *Astrophys. J.* **876** (2019), no. 1 85, [[arXiv:1903.07603](#)].
- [49] J. Soltis, S. Casertano, and A. G. Riess, *The Parallax of ω Centauri Measured from Gaia EDR3 and a Direct, Geometric Calibration of the Tip of the Red Giant Branch and the Hubble Constant*, *Astrophys. J. Lett.* **908** (2021), no. 1 L5, [[arXiv:2012.09196](#)].
- [50] W. L. Freedman, B. F. Madore, T. Hoyt, I. S. Jang, R. Beaton, M. G. Lee, A. Monson, J. Neeley, and J. Rich, *Calibration of the Tip of the Red Giant Branch (TRGB)*, [arXiv:2002.01550](#).
- [51] W. L. Freedman, *Measurements of the Hubble Constant: Tensions in Perspective*, [arXiv:2106.15656](#).
- [52] S. H. Suyu et al., *HOLiCOW – I. H0 Lenses in COSMOGRAIL’s Wellspring: program overview*, *Mon. Not. Roy. Astron. Soc.* **468** (2017), no. 3 2590–2604, [[arXiv:1607.00017](#)].
- [53] K. C. Wong et al., *HOLiCOW – XIII. A 2.4 per cent measurement of H0 from lensed quasars: 5.3 σ tension between early- and late-Universe probes*, *Mon. Not. Roy. Astron. Soc.* **498** (2020), no. 1 1420–1439, [[arXiv:1907.04869](#)].
- [54] S. Birrer et al., *TDCOSMO - IV. Hierarchical time-delay cosmography – joint inference of the Hubble constant and galaxy density profiles*, *Astron. Astrophys.* **643** (2020) A165, [[arXiv:2007.02941](#)].
- [55] E. Di Valentino, O. Mena, S. Pan, L. Visinelli, W. Yang, A. Melchiorri, D. F. Mota, A. G. Riess, and J. Silk, *In the realm of the Hubble tension—a review of solutions*, *Class. Quant. Grav.* **38** (2021), no. 15 153001, [[arXiv:2103.01183](#)].
- [56] C. Heymans et al., *CFHTLenS tomographic weak lensing cosmological parameter constraints: Mitigating the impact of intrinsic galaxy alignments*, *Mon. Not. Roy. Astron. Soc.* **432** (2013) 2433, [[arXiv:1303.1808](#)].
- [57] N. MacCrann, J. Zuntz, S. Bridle, B. Jain, and M. R. Becker, *Cosmic Discordance: Are Planck CMB and CFHTLenS weak lensing measurements out of tune?*, *Mon. Not. Roy. Astron. Soc.* **451** (2015), no. 3 2877–2888, [[arXiv:1408.4742](#)].
- [58] S. Joudaki et al., *KiDS+VIKING-450 and DES-Y1 combined: Cosmology with cosmic shear*, *Astron. Astrophys.* **638** (2020) L1, [[arXiv:1906.09262](#)].
- [59] C. Heymans et al., *KiDS-1000 Cosmology: Multi-probe weak gravitational lensing and spectroscopic galaxy clustering constraints*, *Astron. Astrophys.* **646** (2021) A140, [[arXiv:2007.15632](#)].
- [60] L. Knox and M. Millea, *Hubble constant hunter’s guide*, *Phys. Rev. D* **101** (2020), no. 4 043533, [[arXiv:1908.03663](#)].
- [61] N. Schöneberg, G. Franco Abellán, A. Pérez Sánchez, S. J. Witte, V. Poulin, and J. Lesgourgues, *The H₀ Olympics: A fair ranking of proposed models*, [arXiv:2107.10291](#).

- [62] F.-Y. Cyr-Racine, F. Ge, and L. Knox, *A Symmetry of Cosmological Observables, and a High Hubble Constant as an Indicator of a Mirror World Dark Sector*, [arXiv:2107.13000](#).
- [63] N. Blinov, G. Krnjaic, and S. W. Li, *Towards a Realistic Model of Dark Atoms to Resolve the Hubble Tension*, [arXiv:2108.11386](#).
- [64] V. Prilepina and Y. Tsai, *Reconciling Large And Small-Scale Structure In Twin Higgs Models*, *JHEP* **09** (2017) 033, [[arXiv:1611.05879](#)].
- [65] **ATLAS** Collaboration, *Combination of searches for invisible Higgs boson decays with the ATLAS experiment*, .
- [66] **CMS** Collaboration, *Combined Higgs boson production and decay measurements with up to 137 fb⁻¹ of proton-proton collision data at $\sqrt{s} = 13$ TeV*, .
- [67] R. Contino, D. Greco, R. Mahbubani, R. Rattazzi, and R. Torre, *Precision Tests and Fine Tuning in Twin Higgs Models*, *Phys. Rev.* **D96** (2017), no. 9 095036, [[arXiv:1702.00797](#)].
- [68] C. Csaki, M. Geller, O. Telem, and A. Weiler, *The Flavor of the Composite Twin Higgs*, *JHEP* **09** (2016) 146, [[arXiv:1512.03427](#)].
- [69] D. Curtin and J. Setford, *How To Discover Mirror Stars*, *Phys. Lett. B* **804** (2020) 135391, [[arXiv:1909.04071](#)].
- [70] D. Curtin and J. Setford, *Signatures of Mirror Stars*, *JHEP* **03** (2020) 041, [[arXiv:1909.04072](#)].
- [71] H. Winch, J. Setford, J. Bovy, and D. Curtin, *Using LSST Microlensing to Constrain Dark Compact Objects in Spherical and Disk Configurations*, [arXiv:2012.07136](#).
- [72] M. Hippert, J. Setford, H. Tan, D. Curtin, J. Noronha-Hostler, and N. Yunes, *Mirror Neutron Stars*, [arXiv:2103.01965](#).
- [73] H.-C. Cheng, L. Li, and R. Zheng, *Coscattering/Coannihilation Dark Matter in a Fraternal Twin Higgs Model*, *JHEP* **09** (2018) 098, [[arXiv:1805.12139](#)].
- [74] O. Pisanti, A. Cirillo, S. Esposito, F. Iocco, G. Mangano, G. Miele, and P. D. Serpico, *PARthENoPE: Public Algorithm Evaluating the Nucleosynthesis of Primordial Elements*, *Comput. Phys. Commun.* **178** (2008) 956–971, [[arXiv:0705.0290](#)].
- [75] M. J. Savage, *Nuclear Physics from Lattice Quantum Chromodynamics*, in *12th Conference on the Intersections of Particle and Nuclear Physics*, 10, 2015. [arXiv:1510.01787](#).
- [76] J. Bernstein, L. S. Brown, and G. Feinberg, *COSMOLOGICAL HELIUM PRODUCTION SIMPLIFIED*, *Rev. Mod. Phys.* **61** (1989) 25.
- [77] S. Sarkar, *Big bang nucleosynthesis and physics beyond the standard model*, *Rept. Prog. Phys.* **59** (1996) 1493–1610, [[hep-ph/9602260](#)].
- [78] V. F. Mukhanov, *Nucleosynthesis without a computer*, *Int. J. Theor. Phys.* **43** (2004) 669–693, [[astro-ph/0303073](#)].
- [79] A. Fradette and M. Pospelov, *BBN for the LHC: constraints on lifetimes of the Higgs portal scalars*, *Phys. Rev.* **D96** (2017), no. 7 075033, [[arXiv:1706.01920](#)].
- [80] S. Borsanyi et al., *Ab initio calculation of the neutron-proton mass difference*, *Science* **347** (2015) 1452–1455, [[arXiv:1406.4088](#)].
- [81] P. J. E. Peebles, *Recombination of the Primeval Plasma*, *Astrophys. J.* **153** (1968) 1.

- [82] S. Seager, D. D. Sasselov, and D. Scott, *A new calculation of the recombination epoch*, *Astrophys. J. Lett.* **523** (1999) L1–L5, [[astro-ph/9909275](#)].
- [83] S. Seager, D. D. Sasselov, and D. Scott, *How exactly did the universe become neutral?*, *Astrophys. J. Suppl.* **128** (2000) 407–430, [[astro-ph/9912182](#)].
- [84] C.-P. Ma and E. Bertschinger, *Cosmological perturbation theory in the synchronous and conformal Newtonian gauges*, *Astrophys. J.* **455** (1995) 7–25, [[astro-ph/9506072](#)].
- [85] L. Spitzer, Jr. and J. L. Greenstein, *Continuous Emission from Planetary Nebulae*, *APJ* **114** (Nov., 1951) 407.
- [86] F.-Y. Cyr-Racine and K. Sigurdson, *Cosmology of atomic dark matter*, *Phys. Rev.* **D87** (2013), no. 10 103515, [[arXiv:1209.5752](#)].
- [87] F.-Y. Cyr-Racine, K. Sigurdson, J. Zavala, T. Bringmann, M. Vogelsberger, and C. Pfrommer, *ETHOS—an effective theory of structure formation: From dark particle physics to the matter distribution of the Universe*, *Phys. Rev. D* **93** (2016), no. 12 123527, [[arXiv:1512.05344](#)].
- [88] S. Gariazzo, P. F. de Salas, and S. Pastor, *Thermalisation of sterile neutrinos in the early Universe in the 3+1 scheme with full mixing matrix*, *JCAP* **07** (2019) 014, [[arXiv:1905.11290](#)].
- [89] M. Y. Khlopov, G. M. Beskin, N. E. Bochkarev, L. A. Pustynnik, and S. A. Pustynnik, *Observational Physics of Mirror World*, *Sov. Astron.* **35** (1991) 21.
- [90] A. Yu. Ignatiev and R. R. Volkas, *Mirror dark matter and large scale structure*, *Phys. Rev.* **D68** (2003) 023518, [[hep-ph/0304260](#)].
- [91] Z. Berezhiani, P. Ciarcelluti, D. Comelli, and F. L. Villante, *Structure formation with mirror dark matter: CMB and LSS*, *Int. J. Mod. Phys.* **D14** (2005) 107–120, [[astro-ph/0312605](#)].
- [92] P. Ciarcelluti, *Cosmology with mirror dark matter. 1. Linear evolution of perturbations*, *Int. J. Mod. Phys.* **D14** (2005) 187–222, [[astro-ph/0409630](#)].
- [93] P. Ciarcelluti, *Cosmology with mirror dark matter. 2. Cosmic microwave background and large scale structure*, *Int. J. Mod. Phys.* **D14** (2005) 223–256, [[astro-ph/0409633](#)].
- [94] R. Foot, *Implications of mirror dark matter kinetic mixing for CMB anisotropies*, *Phys. Lett.* **B718** (2013) 745–751, [[arXiv:1208.6022](#)].
- [95] R. Foot, *Mirror dark matter: Cosmology, galaxy structure and direct detection*, *Int. J. Mod. Phys.* **A29** (2014) 1430013, [[arXiv:1401.3965](#)].
- [96] F.-Y. Cyr-Racine and K. Sigurdson, *Cosmology of atomic dark matter*, *Phys. Rev. D* **87** (2013), no. 10 103515, [[arXiv:1209.5752](#)].
- [97] F.-Y. Cyr-Racine, R. de Putter, A. Raccanelli, and K. Sigurdson, *Constraints on Large-Scale Dark Acoustic Oscillations from Cosmology*, *Phys. Rev.* **D89** (2014), no. 6 063517, [[arXiv:1310.3278](#)].
- [98] S. Bashinsky and U. Seljak, *Neutrino perturbations in CMB anisotropy and matter clustering*, *Phys. Rev.* **D69** (2004) 083002, [[astro-ph/0310198](#)].
- [99] Z. Hou, R. Keisler, L. Knox, M. Millea, and C. Reichardt, *How massless neutrinos affect the cosmic microwave background damping tail*, *PRD* **87** (Apr., 2013) 083008, [[arXiv:1104.2333](#)].
- [100] D. Baumann, D. Green, J. Meyers, and B. Wallisch, *Phases of New Physics in the CMB*, *JCAP* **1601** (2016) 007, [[arXiv:1508.06342](#)].

- [101] Z. Chacko, Y. Cui, S. Hong, and T. Okui, *Hidden dark matter sector, dark radiation, and the CMB*, *Phys. Rev.* **D92** (2015) 055033, [[arXiv:1505.04192](#)].
- [102] **Planck** Collaboration, N. Aghanim et al., *Planck 2018 results. V. CMB power spectra and likelihoods*, *Astron. Astrophys.* **641** (2020) A5, [[arXiv:1907.12875](#)].
- [103] F. Beutler, C. Blake, M. Colless, D. H. Jones, L. Staveley-Smith, L. Campbell, Q. Parker, W. Saunders, and F. Watson, *The 6dF Galaxy Survey: Baryon Acoustic Oscillations and the Local Hubble Constant*, *Mon. Not. Roy. Astron. Soc.* **416** (2011) 3017–3032, [[arXiv:1106.3366](#)].
- [104] A. J. Ross, L. Samushia, C. Howlett, W. J. Percival, A. Burden, and M. Manera, *The clustering of the SDSS DR7 main Galaxy sample – I. A 4 per cent distance measure at $z = 0.15$* , *Mon. Not. Roy. Astron. Soc.* **449** (2015), no. 1 835–847, [[arXiv:1409.3242](#)].
- [105] **BOSS** Collaboration, S. Alam et al., *The clustering of galaxies in the completed SDSS-III Baryon Oscillation Spectroscopic Survey: cosmological analysis of the DR12 galaxy sample*, *Mon. Not. Roy. Astron. Soc.* **470** (2017), no. 3 2617–2652, [[arXiv:1607.03155](#)].
- [106] C. Brust, Y. Cui, and K. Sigurdson, *Cosmological Constraints on Interacting Light Particles*, *JCAP* **1708** (2017), no. 08 020, [[arXiv:1703.10732](#)].
- [107] N. Blinov and G. Marques-Tavares, *Interacting radiation after Planck and its implications for the Hubble Tension*, *JCAP* **09** (2020) 029, [[arXiv:2003.08387](#)].
- [108] S. Ghosh, S. Kumar, and Y. Tsai, *Free-streaming and Coupled Dark Radiation Isocurvature Perturbations: Constraints and Application to the Hubble Tension*, [arXiv:2107.09076](#).
- [109] A. Mead, C. Heymans, L. Lombriser, J. Peacock, O. Steele, and H. Winther, *Accurate halo-model matter power spectra with dark energy, massive neutrinos and modified gravitational forces*, *Mon. Not. Roy. Astron. Soc.* **459** (2016), no. 2 1468–1488, [[arXiv:1602.02154](#)].
- [110] Z. Chacko, Y. Cui, S. Hong, T. Okui, and Y. Tsai, *Partially Acoustic Dark Matter, Interacting Dark Radiation, and Large Scale Structure*, *JHEP* **12** (2016) 108, [[arXiv:1609.03569](#)].
- [111] M. Raveri, W. Hu, T. Hoffman, and L.-T. Wang, *Partially Acoustic Dark Matter Cosmology and Cosmological Constraints*, *Phys. Rev.* **D96** (2017), no. 10 103501, [[arXiv:1709.04877](#)].
- [112] J. Lesgourgues, G. Marques-Tavares, and M. Schmaltz, *Evidence for dark matter interactions in cosmological precision data?*, *JCAP* **1602** (2016), no. 02 037, [[arXiv:1507.04351](#)].
- [113] C. Dessert, C. Kilic, C. Trendafilova, and Y. Tsai, *Addressing Astrophysical and Cosmological Problems With Secretly Asymmetric Dark Matter*, *Phys. Rev. D* **100** (2019), no. 1 015029, [[arXiv:1811.05534](#)].
- [114] K. L. Pandey, T. Karwal, and S. Das, *Alleviating the H_0 and σ_8 anomalies with a decaying dark matter model*, *JCAP* **07** (2020) 026, [[arXiv:1902.10636](#)].
- [115] I. J. Allali, M. P. Hertzberg, and F. Rompineve, *Dark sector to restore cosmological concordance*, *Phys. Rev. D* **104** (2021), no. 8 L081303, [[arXiv:2104.12798](#)].
- [116] S. J. Clark, K. Vattis, J. Fan, and S. M. Koushiappas, *The H_0 and S_8 tensions necessitate early and late time changes to Λ CDM*, [arXiv:2110.09562](#).
- [117] Y. B. Zeldovich and R. A. Sunyaev, *The Interaction of Matter and Radiation in a Hot-Model Universe*, *APSS* **4** (July, 1969) 301–316.

- [118] R. A. Sunyaev and Y. B. Zeldovich, *Small-Scale Fluctuations of Relic Radiation*, *APSS* **7** (Apr., 1970) 3–19.
- [119] **Planck** Collaboration, P. A. R. Ade et al., *Planck 2013 results. XX. Cosmology from Sunyaev–Zeldovich cluster counts*, *Astron. Astrophys.* **571** (2014) A20, [[arXiv:1303.5080](#)].
- [120] **Planck** Collaboration, P. A. R. Ade et al., *Planck 2015 results. XXIV. Cosmology from Sunyaev-Zeldovich cluster counts*, *Astron. Astrophys.* **594** (2016) A24, [[arXiv:1502.01597](#)].
- [121] M. Douspis, L. Salvati, and N. Aghanim, *On the Tension between Large Scale Structures and Cosmic Microwave Background*, *PoS EDSU2018* (2018) 037, [[arXiv:1901.05289](#)].
- [122] A. Blanchard and S. Ilić, *Closing up the cluster tension?*, [arXiv:2104.00756](#).
- [123] A. von der Linden et al., *Robust Weak-lensing Mass Calibration of Planck Galaxy Clusters*, *Mon. Not. Roy. Astron. Soc.* **443** (2014), no. 3 1973–1978, [[arXiv:1402.2670](#)].
- [124] K. Umetsu, *Cluster–galaxy weak lensing*, *Astron. Astrophys. Rev.* **28** (2020), no. 1 7, [[arXiv:2007.00506](#)].
- [125] R. C. Nunes and S. Vagnozzi, *Arbitrating the S8 discrepancy with growth rate measurements from redshift-space distortions*, *Mon. Not. Roy. Astron. Soc.* **505** (2021), no. 4 5427, [[arXiv:2106.01208](#)].
- [126] M. Garny, T. Konstandin, L. Sagunski, and S. Tulin, *Lyman- α forest constraints on interacting dark sectors*, *JCAP* **09** (2018) 011, [[arXiv:1805.12203](#)].
- [127] **DES** Collaboration, E. O. Nadler et al., *Milky Way Satellite Census. III. Constraints on Dark Matter Properties from Observations of Milky Way Satellite Galaxies*, *Phys. Rev. Lett.* **126** (2021) 091101, [[arXiv:2008.00022](#)].
- [128] S. Tulin and H.-B. Yu, *Dark Matter Self-interactions and Small Scale Structure*, *Phys. Rept.* **730** (2018) 1–57, [[arXiv:1705.02358](#)].
- [129] M. Carena, N. M. Coyle, Y.-Y. Li, S. D. McDermott, and Y. Tsai, *Cosmologically Degenerate Fermions*, [arXiv:2108.02785](#).
- [130] R. Murgia, A. Merle, M. Viel, M. Totzauer, and A. Schneider, *“Non-cold” dark matter at small scales: a general approach*, [arXiv:1704.07838](#).
- [131] H.-S. Goh and C. A. Krenke, *A Little Twin Higgs Model*, *Phys. Rev. D* **76** (2007) 115018, [[arXiv:0707.3650](#)].
- [132] H. Beauchesne, K. Earl, and T. Grégoire, *The spontaneous \mathbb{Z}_2 breaking Twin Higgs*, *JHEP* **01** (2016) 130, [[arXiv:1510.06069](#)].
- [133] R. Harnik, K. Howe, and J. Kearney, *Tadpole-Induced Electroweak Symmetry Breaking and pNGB Higgs Models*, *JHEP* **03** (2017) 111, [[arXiv:1603.03772](#)].
- [134] R. Takahashi, M. Sato, T. Nishimichi, A. Taruya, and M. Oguri, *Revising the Halofit Model for the Nonlinear Matter Power Spectrum*, *Astrophys. J.* **761** (2012) 152, [[arXiv:1208.2701](#)].
- [135] **CMS** Collaboration, *Search for invisible decays of a Higgs boson produced through vector boson fusion at the High-Luminosity LHC*, .
- [136] **CMS** Collaboration, *Sensitivity projections for Higgs boson properties measurements at the HL-LHC*, .

- [137] **ATLAS** Collaboration, *Projections for measurements of Higgs boson cross sections, branching ratios, coupling parameters and mass with the ATLAS detector at the HL-LHC*, .
- [138] J. de Blas et al., *Higgs Boson Studies at Future Particle Colliders*, *JHEP* **01** (2020) 139, [[arXiv:1905.03764](https://arxiv.org/abs/1905.03764)].