

ENVIRONMENT AWARE TEXT-TO-SPEECH SYNTHESIS

Daxin Tan, Guangyan Zhang, Tan Lee

Department of Electronic Engineering, The Chinese University of Hong Kong, Hong Kong

ABSTRACT

This study aims at designing an environment-aware text-to-speech (TTS) system that can generate speech to suit specific acoustic environments. It is also motivated by the desire to leverage massive data of speech audio from heterogeneous sources in TTS system development. The key idea is to model the acoustic environment in speech audio as a factor of data variability and incorporate it as a condition in the process of neural network based speech synthesis. Two embedding extractors are trained with two purposely constructed datasets for characterization and disentanglement of speaker and environment factors in speech. A neural network model is trained to generate speech from extracted speaker and environment embeddings. Objective and subjective evaluation results demonstrate that the proposed TTS system is able to effectively disentangle speaker and environment factors and synthesize speech audio that carries designated speaker characteristics and environment attribute. Audio samples are available online for demonstration¹.

Index Terms— speech synthesis, acoustic environment, disentanglement, de-reverberation

1. INTRODUCTION

With the advancement of deep learning, neural network based text-to-speech synthesis (TTS) systems attained great successes [1–3]. They produce high-quality synthesized speech comparable to human speech in terms of intelligibility, naturalness and speaking style [4]. In most cases, TTS systems are trained with a large amount of clean speech with coherent audio quality. Naturally the training objective is to generate speech that exhibit similar acoustic characteristics.

Despite being widely accepted, this paradigm is found to pose various practical limitations on the development and usage of TTS systems. On one hand, clean speech is relatively difficult to collect as it requires professional arrangement of recording in well-controlled acoustic environment, e.g., soundproof studio. Whilst realistic speech audios captured casually in daily-life environments, e.g., meeting room, bedroom, that always accompanied by reverberation and noise, are much easier to access and accumulate. Being able to utilize speech data from heterogeneous sources is highly desirable for efficiently and maximally exploiting available data resources in TTS system development.

On the other hand, it is appealing in usage if a TTS system is capable of synthesizing speech under a designated acoustic environment. An example scenario is when a user needs to insert a speech segment into or substitute certain part of a recorded audio in order to change its speech content. The inserted or substituting segment can be synthesized from a TTS system [5,6]. The newly synthesized speech should carry the acoustic environment characteristics that are consistent with the original recording. In the application of voice cloning, it is common that only reverberant and noisy speech are available for the target speaker, while the goal is to generate clean

speech of this speaker [7, 8]. If “clean” is considered as one of the acoustic environment, this task can be formulated as generating speech under an acoustic environment that is different from the original one.

In the present study, we aim to utilize diverse-environment data for system development and extend the usage of TTS system. The main idea is to model acoustic environment of recording as a factor of data variability and incorporate it as a condition into the speech generation process. Specifically, **environment** in this study refers only to the **reverberation** caused by indoor environments, while **noise** will be discussed in the future. In reality, audio data from a specific speaker are usually captured in limited environments, thus speaker and environment factor of speech may be highly correlated. In the extreme case, speech from each speaker is associated with one single environment. Concerning this issue, the disentanglement between speaker and environment factor of speech is also tackled in this work.

Modelling of acoustic environment in speech audio was investigated in previous studies [7–13]. In [9], disentanglement of speaker and noise was achieved through data augmentation and factorization. In [7], domain adversarial training was applied. Both works focused on making good use of data sources and aim to generate clean speech for target speakers with only noisy speech available. In the research on speech de-reverberation [12–14], the main goal was to reduce reverberation in speech. This task can be regarded as signal conversion from reverberant indoor environment to “clean” environment. In [13], the problem of acoustic matching, i.e., conversion between different indoor acoustic environments, was investigated. These two conversion processes operate typically in the waveform-to-waveform manner, whilst our proposed approach considers acoustic environment as a variable factor in the neural TTS setting.

We propose a TTS system that leverages both clean and reverberant speech data. The system is trained to synthesize speech for target speakers under designated acoustic environments. Two extractor modules trained with specially designed datasets are used to extract embeddings that represent speaker and environment respectively. The TTS module generates speech by conditioning on the two embeddings. With speaker and environment information provided by reference utterances, the synthesized speech is made to carry the desired speaker characteristics and environment attributes.

2. THE PROPOSED SYSTEM

The overview of our proposed system is shown in Figure 1. Our system contains a speaker embedding extractor, an environment embedding extractor and a TTS module.

2.1. Speaker embedding extractor

The speaker embedding extractor is developed based on a speaker verification (SV) system. This SV system is trained with the generalized end-to-end loss as proposed in [15]. The training objective is to make speaker embeddings extracted from utterances of the same

¹<https://daxintan-cuhk.github.io/Environment-Aware-TTS/>

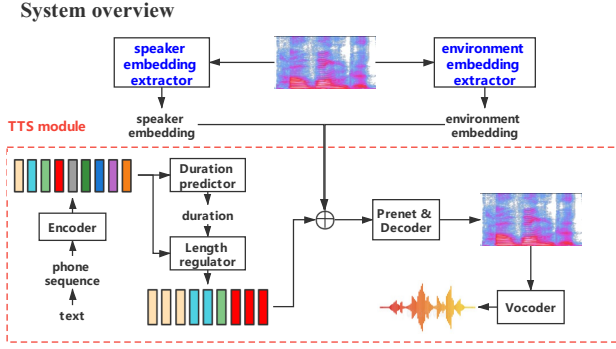


Fig. 1. The overview of proposed system.

speaker be close to each other, and meanwhile pull apart speaker embeddings of different speakers.

In each batch during training, we select s speakers and subsequently sample u utterances from each of these speakers. From each utterance, a 80-frame mel-spectrogram is randomly selected to be the input of extractor. The extractor contains 3 LSTM layers followed by a linear layer. The output of extractor is L2-normalized to be the speaker embedding of this utterance. The speaker embedding E_s^{ij} is extracted from utterance j of speaker i , where $1 \leq i \leq s$ and $1 \leq j \leq u$. For speaker i , the centroid of speaker embedding is calculated in two ways: (1) derived from all utterances of speaker i , denoted as C_s^i ; (2) derived in a similar way to (1) but with utterance j excluded, denoted as $C_s^{i,(-j)}$. The speaker embedding E_s^{ij} is compared with the centroid of all speakers to construct the similarity matrix, which is then utilized to construct the softmax loss. The centroids, similarity matrix and loss function are defined as follows.

$$C_s^i = \frac{1}{u} \sum_{1 \leq m \leq u} E_s^{im}, \quad C_s^{i,(-j)} = \frac{1}{u-1} \sum_{1 \leq m \leq u, m \neq j} E_s^{im}$$

Similarity matrix of speaker embeddings:

$$S_s^{ij,k} = \begin{cases} w * \cos(E_s^{ij}, C_s^{i,(-j)}) + b, & k = i \\ w * \cos(E_s^{ij}, C_s^k) + b, & k \neq i \end{cases}$$

Softmax loss for speaker embedding extractor:

$$L(E_s^{ij}) = -\log \frac{\exp(S_s^{ij,i})}{\sum_{k=1}^s \exp(S_s^{ij,k})}, \quad L(E_s) = \sum_{\substack{1 \leq i \leq s \\ 1 \leq j \leq u}} L(E_s^{ij})$$

w and b are parameters for training stability, where $w > 0$. They are similar to the ones in [15]. The speaker embedding extractor is trained to minimize the loss $L(E_s)$. The training detail is explained in Figure 2.

The Voxceleb1 dataset [16] is used to train the speaker embedding extractor. This dataset contains speech data from 1,251 speakers. It particularly fits the purpose of modeling speaker-dependent factors, as it contains speech data of same speakers recorded under different acoustic environments.

2.2. Environment embedding extractor

The environment embedding extractor derives an environment embedding from a speech utterance. Without loss of generality, in the present study we assume that environment-specific information can be represented by the measured room impulse response (RIR). To train the extractor module, we purposely construct a speech dataset

Speaker/environment embedding extractor (take speaker as example)

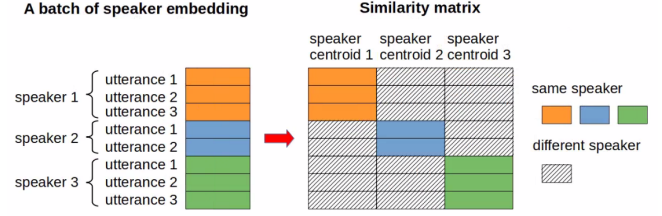


Fig. 2. Training detail of speaker/environment embedding extractor.

in which each type of environment is associated with multiple speakers. The ‘‘train-clean-100’’ subset of LibriTTS dataset [17] is used to provide clean speech from 247 speakers. The BUT ReverbDB dataset [16] is used to provide 2,325 kinds of measured RIRs that represent different environments. For each RIR, reverberant speech from multiple speakers are generated by convolving clean speech with this RIR. The training objective for the environment embedding extractor is similar to that for the speaker embedding extractor, i.e., force the environment embeddings from the same environment to be close and pull apart those from different environments. The embedding centroid, similarity matrix and loss function are also defined similarly as follows. In each batch during training, we select e environments and sample u utterances from each environment. Each utterance-level environment embedding E_e^{ij} , where $1 \leq i \leq e$ and $1 \leq j \leq u$, is compared with the centroids of all environments to construct similarity matrix and softmax loss. The process is similar to the one in Figure 2.

Centroid:

$$C_e^i = \frac{1}{u} \sum_{1 \leq m \leq u} E_e^{im}, \quad C_e^{i,(-j)} = \frac{1}{u-1} \sum_{1 \leq m \leq u, m \neq j} E_e^{im}$$

Similarity matrix of environment embeddings:

$$S_e^{ij,k} = \begin{cases} w * \cos(E_e^{ij}, C_e^{i,(-j)}) + b, & k = i \\ w * \cos(E_e^{ij}, C_e^k) + b, & k \neq i \end{cases}$$

Softmax loss for environment embedding extractor:

$$L(E_e^{ij}) = -\log \frac{\exp(S_e^{ij,i})}{\sum_{k=1}^e \exp(S_e^{ij,k})}, \quad L(E_e) = \sum_{\substack{1 \leq i \leq e \\ 1 \leq j \leq u}} L(E_e^{ij})$$

w and b are parameters similar to Section 2.1. The environment embedding extractor is trained to minimize the loss $L(E_e)$.

2.3. TTS module

The TTS module is designed as a combination of Tacotron2 [1] and DurIAN [2] architectures, which is similar to the one proposed in our previous work [18], except that the embedding extractors are used to replace embedding look-up tables. The TTS module consists of an encoder, a duration predictor, a length regulator, a prenet and a decoder. The duration predictor is used to predict phone-level duration from input text. The input text and phone-level duration are taken up by encoder and length regulator to generate encoder output. A speaker embedding and an environment embedding are obtained from the speech utterance by the two extractors described in Section 2.1 and 2.2. Both embeddings are broadcasted and concatenated with the encoder output to form the input to the decoder, which is similar to the method in [19]. The prenet and decoder generates the mel-spectrogram of output speech. The generated mel-spectrogram is converted into waveform using the HiFi-GAN vocoder [20]. The L2-norm loss between the generated spectrogram and the ground-truth one is minimized when training the TTS module.

$$L = L_{recon}(mel|E_s, E_e, text) = \|(mel|E_s, E_e, text), mel_{gt}\|_2$$

3. EXPERIMENTAL SETUP

3.1. Construction of speech dataset

The TTS module is trained with a dataset specially constructed to satisfy the requirement that the speaker factor and the environment factor are fully entangled, i.e., each speaker is associated with a specific environment, and vice versa. Clean speech data of multiple speakers are obtained from the VCTK dataset [21]. Measured RIRs representing different environments are obtained from the REVERB challenge database [22] and the Aachen impulse response database [23]. 108 speakers and 108 environments are randomly selected to form 108 unique pairs of speaker-environment combination, where each combination comprises 100 utterances. It should be noted that, “clean” is regraded as one of the environments, for which clean speech is used directly in TTS module training. For other environments, clean speech of the corresponding speaker is convolved with the given RIR to generate training speech data. 95% of the speaker-environment pairs are selected, and 95% utterances in these combinations are used as training data. The training data for TTS module do not have overlap with those for training the two embedding extractors, in terms of speaker identity and environment type.

3.2. System configuration

The audio data used a sampling rate of 22,050 Hz. Short-time Fourier transform (STFT) is carried out with Hann window of 50 ms long and frame hop of 12.5 ms. Mel-spectrogram is computed from the magnitudes of STFT coefficients using 80-channel mel filterbank from 0 to 8,000 Hz, followed by log dynamic range compression. These mel-spectrograms are used for the training of the speaker embedding extractor, environment embedding extractor and the TTS module.

In the training of speaker (environment) embedding extractor, each batch involves 64 speakers (environments), and 10 utterances are sampled from the speech data of each speaker (environment). From each utterance, 80-frame mel-spectrogram is randomly selected for training. Thus 640 mel-spectrograms are included in each batch. Each of the embedding extractors contains three layers of 256-dimension unidirectional LSTM layers and one linear layer. The speaker (environment) embedding is a 256-dimension vector.

3.3. Baseline system

Similar to the proposed system, the baseline system consists of a speaker embedding extractor, an environment embedding extractor and a TTS module. These three modules are trained jointly with the same dataset in Section 3.1. The loss function comprises three parts: speaker classification loss for speaker embedding extractor, environment classification loss for environment embedding extractor, and the speech reconstruction loss for the TTS module. The hyperparameter values used are the same as in the proposed system. The baseline system serves as a representative of conventional TTS systems, where only two classification against speaker and environment are adopted for disentanglement supervision.

$$L = L_{cls}(E_s, speaker) + L_{cls}(E_e, environment) + L_{recon}(mel|E_s, E_e, text)$$

4. RESULTS AND DISCUSSION

4.1. Visualization of extracted embeddings

To figure out whether the speaker embedding and environment embedding model and control corresponding factor of the speech, we first synthesize utterances conditioned on the speaker embedding

and environment embedding that are extracted from two different utterances. Then we utilize the speaker embedding extractor and environment embedding extractor mentioned in Section 2.1 and 2.2 to derive speaker embedding and environment embedding respectively from this utterance. We carry out t-SNE visualization [24] on these two embedding along with the speaker and environment label. The result is shown in Figure 3. It is noted from Figure 3 (a) and (b) that speaker embeddings from the same speakers tends to cluster together, and speaker embeddings concerning the same environment are mixed with each other. This suggests that the extracted speaker embeddings capture speaker-related information and not environment-related one. From Figure 3 (c) and (d), it can be concluded that the extracted environment embeddings are able to capture the environment-related information but not speaker-related one in the speech.

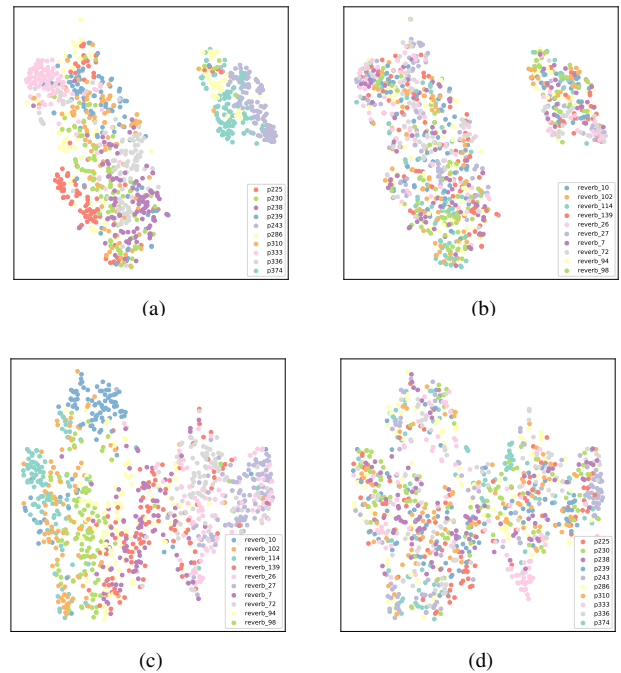


Fig. 3. The t-SNE visualization of speaker embedding and environment embedding. (a) speaker embedding with speaker label. (b) speaker embedding with environment label. (c) environment embedding with environment label. (d) environment embedding with speaker label.

Table 1. Mel-cepstral distortion (MCD) between synthesized and ground-truth speech

Speaker	Environment	Combination	MCD↓	
			Proposed	Baseline
seen	seen	seen	6.899	6.668
seen	seen	unseen	7.312	7.605
unseen	unseen	unseen	7.442	7.464

4.2. Objective evaluation

4.2.1. Mel-cepstrum distortion

Objective evaluation on the quality of synthesized speech is carried out using the metric of mel-cepstral distortion (MCD). Three cases of evaluation are described as follows. The ground-truth speech used for computing MCD in each case is chosen in accordance to a specific goal.

Table 2. Embedding classification against speaker and environment of proposed and baseline system

Combination	System	Classification accuracy \uparrow			
		Speaker		Environment	
		Top-1	Top-5	Top-1	Top-5
seen	Proposed	51.0%	71.2%	48.4%	66.0%
	Baseline	43.8%	67.3%	47.7%	72.5%
unseen	Proposed	16.8%	31.2%	18.4%	43.2%
	Baseline	4.8%	13.6%	11.2%	38.4%

Table 3. MOS with 95% confidence interval on speaker similarity and environment similarity between synthesized speech and reference speech

Seen combination	MOS \uparrow	Proposed	Baseline
	speaker similarity		3.88\pm0.09
environment similarity		3.74\pm0.10	3.47 \pm 0.11
Unseen combination	speaker similarity	3.18\pm0.10	1.98 \pm 0.11
	environment similarity	3.25\pm0.10	2.33 \pm 0.11

1. The synthesized speech is generated with speaker-environment combinations covered in the training dataset. In this case, the ground-truth is simply the original speech in the test dataset. The MCD result is expected to reflect the TTS system performance in speech generation;
2. The synthesized speech is generated with new speaker-environment combinations that are not covered by the training dataset. More precisely, both the speaker identity and the environment type are found in the training data but their combination is not. The ground-truth speech is obtained by convolving the original clean speech of the respective speaker with the selected environment’s RIR. The MCD result is expected to reflect the efficacy of disentanglement of speaker and environment factors of the TTS system;
3. The synthesized speech is generated with both the speaker identity and the environment type are unseen in system training. The ground-truth speech is obtained similar to case 2. The evaluation result can reflect the generalization capacity of the TTS system.

Table 1 gives the MCD results obtained in the three cases of objective evaluation. It can be seen that: 1. the proposed system is not as good as the baseline system when generating speech on seen speaker-environment combinations. 2. The proposed system can generate speech of speaker-environment combination that is not covered in training dataset with much lower MCD, indicating that the proposed system is able to disentangle the speaker and environment factor and model each one independently in the generated speech. 3. The proposed system perform slightly better than baseline system when generating speech for unseen speaker and unseen environment, indicating that the proposed system has slightly better generalization capacity for speaker and environment.

4.2.2. Classification of embeddings

Two classifiers are trained on speaker embedding and environment embedding respectively. The embeddings extracted from natural speech are used as the input of the classifiers, while the ground-truth speaker and environment labels are used as the target output of classification.

With the trained classifiers, two kinds of synthesized speech are examined. The first one is the same as Case 1 in Section 4.2.1, i.e., with seen speaker-environment combinations. The second one is the

same as Case 2, i.e., unseen combination of seen speaker and seen environment. The speaker and environment extractors as described in Section 2.1 and 2.2 are used to derive the embeddings from the synthesized utterances. The embeddings are used as input of the respective trained embedding classifier to predict the speaker identity or environment type. The classification results are shown as in Table 2. The results indicate that: 1. for the seen combinations of speaker and environment, the proposed system exhibit better accuracy on embedding classification against speaker and environment than the baseline system. 2. For unseen combinations of speaker and environment, the proposed system performs significantly better than the baseline system and demonstrates much better disentanglement capacity of speaker and environment factor.

4.3. Subjective evaluation

Subjective evaluation is performed on two scenarios. The first scenario is speech generation with speaker-environment combinations covered in the training set. In this scenario, a natural reference utterance is used for extracting speaker and environment embeddings, and both embeddings are used in speech generation. Two versions of synthesized utterances are obtained from the proposed and baseline systems respectively. Participants of the evaluation are required to listen to the audio samples and rate the speaker similarity and the environment similarity between each synthesized utterance and the reference one.

The second scenario is speech generation with new combination of seen speaker and seen environment. In this scenario, two reference utterances are involved. One is used for extracting speaker embedding and the other one for extracting environment embedding. The two embeddings are then used to produce two synthesized utterances with the proposed and the baseline systems. The listeners are required to rate the speaker or environment similarity between each synthesized utterance and the respective reference speech.

In both scenarios, the ratings on speaker and environment similarity range from 1 (“completely different”) to 5 (“exactly the same”). 15 listeners participated in the listening test and each of them rated 32 samples. The result is shown as in Table 3. It can be seen that the proposed system performs better than the baseline system, in terms of both speaker and environment similarity in both scenarios. The proposed system demonstrates better disentanglement capacity and generation performance.

5. CONCLUSION

In this paper, we propose an environment-aware TTS system, which is capable of generating speech that carries designated speaker timbre and environment attribute. Characterization and disentanglement of speaker and environment factors in speech are carried out in the system design. Both objective and subjective evaluation results have shown that our proposed system is not only able to model the speaker and environment in speech respectively, but also performs better than baseline system in terms of the speaker and environment similarity of the generated speech. Our system can be further used in text-based speech editing, robust voice cloning and speech de-reverberation.

6. ACKNOWLEDGEMENTS

This research is partially supported by a Knowledge Transfer Project Fund (Ref: KPF20QEP26) from the Chinese University of Hong Kong.

7. REFERENCES

- [1] Jonathan Shen, Ruoming Pang, Ron J Weiss, Mike Schuster, Navdeep Jaitly, Zongheng Yang, Zhifeng Chen, Yu Zhang, Yuxuan Wang, Rj Skerrv-Ryan, et al., “Natural tts synthesis by conditioning wavenet on mel spectrogram predictions,” in *2018 IEEE International Conference on Acoustics, Speech and Signal Processing (ICASSP)*. IEEE, 2018, pp. 4779–4783.
- [2] Chengzhu Yu, Heng Lu, Na Hu, Meng Yu, Chao Weng, Kun Xu, Peng Liu, Deyi Tuo, Shiyin Kang, Guangzhi Lei, et al., “Durian: Duration informed attention network for speech synthesis,” in *INTERSPEECH*, 2020, pp. 2027–2031.
- [3] Yi Ren, Chenxu Hu, Xu Tan, Tao Qin, Sheng Zhao, Zhou Zhao, and Tie-Yan Liu, “Fastspeech 2: Fast and high-quality end-to-end text to speech,” *arXiv preprint arXiv:2006.04558*, 2020.
- [4] Tao Li, Shan Yang, Liumeng Xue, and Lei Xie, “Controllable emotion transfer for end-to-end speech synthesis,” in *2021 12th International Symposium on Chinese Spoken Language Processing (ISCSLP)*. IEEE, 2021, pp. 1–5.
- [5] Daxin Tan, Liguang Deng, Yu Ting Yeung, Xin Jiang, Xiao Chen, and Tan Lee, “Editspeech: A text based speech editing system using partial inference and bidirectional fusion,” *arXiv preprint arXiv:2107.01554*, 2021.
- [6] Zeyu Jin, Gautham J Mysore, Stephen Diverdi, Jingwan Lu, and Adam Finkelstein, “Voco: Text-based insertion and replacement in audio narration,” *ACM Transactions on Graphics (TOG)*, vol. 36, no. 4, pp. 1–13, 2017.
- [7] Jian Cong, Shan Yang, Lei Xie, Guoqiao Yu, and Guanglu Wan, “Data efficient voice cloning from noisy samples with domain adversarial training,” *arXiv preprint arXiv:2008.04265*, 2020.
- [8] Chen Zhang, Yi Ren, Xu Tan, Jinglin Liu, Kejun Zhang, Tao Qin, Sheng Zhao, and Tie-Yan Liu, “Denoispeech: Denoising text to speech with frame-level noise modeling,” in *ICASSP 2021-2021 IEEE International Conference on Acoustics, Speech and Signal Processing (ICASSP)*. IEEE, 2021, pp. 7063–7067.
- [9] Wei-Ning Hsu, Yu Zhang, Ron J Weiss, Yu-An Chung, Yuxuan Wang, Yonghui Wu, and James Glass, “Disentangling correlated speaker and noise for speech synthesis via data augmentation and adversarial factorization,” in *ICASSP 2019-2019 IEEE International Conference on Acoustics, Speech and Signal Processing (ICASSP)*. IEEE, 2019, pp. 5901–5905.
- [10] Ritwik Giri, Umut Isik, and Arvindh Krishnaswamy, “Attention wave-u-net for speech enhancement,” in *2019 IEEE Workshop on Applications of Signal Processing to Audio and Acoustics (WASPAA)*. IEEE, 2019, pp. 249–253.
- [11] Tsun-An Hsieh, Hsin-Min Wang, Xugang Lu, and Yu Tsao, “Wavecrn: An efficient convolutional recurrent neural network for end-to-end speech enhancement,” *IEEE Signal Processing Letters*, vol. 27, pp. 2149–2153, 2020.
- [12] Donald S Williamson and DeLiang Wang, “Time-frequency masking in the complex domain for speech dereverberation and denoising,” *IEEE/ACM transactions on audio, speech, and language processing*, vol. 25, no. 7, pp. 1492–1501, 2017.
- [13] Jiaqi Su, Zeyu Jin, and Adam Finkelstein, “Acoustic matching by embedding impulse responses,” in *ICASSP 2020-2020 IEEE International Conference on Acoustics, Speech and Signal Processing (ICASSP)*. IEEE, 2020, pp. 426–430.
- [14] Zhong-Qiu Wang and DeLiang Wang, “Deep learning based target cancellation for speech dereverberation,” *IEEE/ACM transactions on audio, speech, and language processing*, vol. 28, pp. 941–950, 2020.
- [15] Li Wan, Quan Wang, Alan Papir, and Ignacio Lopez Moreno, “Generalized end-to-end loss for speaker verification,” in *2018 IEEE International Conference on Acoustics, Speech and Signal Processing (ICASSP)*. IEEE, 2018, pp. 4879–4883.
- [16] Igor Szöke, Miroslav Skácel, Ladislav Mošner, Jakub Paliesek, and Jan Černocký, “Building and evaluation of a real room impulse response dataset,” *IEEE Journal of Selected Topics in Signal Processing*, vol. 13, no. 4, pp. 863–876, 2019.
- [17] Heiga Zen, Viet Dang, Rob Clark, Yu Zhang, Ron J Weiss, Ye Jia, Zhifeng Chen, and Yonghui Wu, “Libritts: A corpus derived from librispeech for text-to-speech,” *arXiv preprint arXiv:1904.02882*, 2019.
- [18] Daxin Tan, Hingpang Huang, Guangyan Zhang, and Tan Lee, “Cuhk-ee voice cloning system for icassp 2021 m2voc challenge,” *arXiv preprint arXiv:2103.04699*, 2021.
- [19] Ye Jia, Yu Zhang, Ron J Weiss, Quan Wang, Jonathan Shen, Fei Ren, Zhifeng Chen, Patrick Nguyen, Ruoming Pang, Ignacio Lopez Moreno, et al., “Transfer learning from speaker verification to multispeaker text-to-speech synthesis,” *arXiv preprint arXiv:1806.04558*, 2018.
- [20] Jungil Kong, Jaehyeon Kim, and Jaekyoung Bae, “Hifi-gan: Generative adversarial networks for efficient and high fidelity speech synthesis,” *arXiv preprint arXiv:2010.05646*, 2020.
- [21] Junichi Yamagishi, Christophe Veaux, Kirsten MacDonald, et al., “Cstr vctk corpus: English multi-speaker corpus for cstr voice cloning toolkit (version 0.92),” 2019.
- [22] Keisuke Kinoshita, Marc Delcroix, Takuya Yoshioka, Tomohiro Nakatani, Emanuel Habets, Reinhold Haeb-Umbach, Volker Leutnant, Armin Sehr, Walter Kellermann, Roland Maas, et al., “The reverb challenge: A common evaluation framework for dereverberation and recognition of reverberant speech,” in *2013 IEEE Workshop on Applications of Signal Processing to Audio and Acoustics*. IEEE, 2013, pp. 1–4.
- [23] Marco Jeub, Magnus Schafer, and Peter Vary, “A binaural room impulse response database for the evaluation of dereverberation algorithms,” in *2009 16th International Conference on Digital Signal Processing*. IEEE, 2009, pp. 1–5.
- [24] Laurens Van der Maaten and Geoffrey Hinton, “Visualizing data using t-sne,” *Journal of machine learning research*, vol. 9, no. 11, 2008.