

DISENTANGLED DIMENSIONALITY REDUCTION FOR NOISE-ROBUST SPEAKER DIARISATION

You Jin Kim*, Hee-Soo Heo*, Jee-weon Jung*, Youngki Kwon, Bong-Jin Lee, Joon Son Chung

Naver Corporation, South Korea

ABSTRACT

The objective of this work is to train noise-robust speaker embeddings for speaker diarisation. Speaker embeddings play a crucial role in the performance of diarisation systems, but they often capture spurious information such as noise and reverberation, adversely affecting performance. Our previous work have proposed an auto-encoder-based dimensionality reduction module to help remove the spurious information. However, they do not explicitly separate such information and have also been found to be sensitive to hyperparameter values. To this end, we propose two contributions to overcome these issues: (i) a novel dimensionality reduction framework that can disentangle spurious information from the speaker embeddings; (ii) the use of a speech/non-speech indicator to prevent the speaker code from learning from the background noise. Through a range of experiments conducted on four different datasets, our approach consistently demonstrates the state-of-the-art performance among models that do not adopt ensembles.

Index Terms— Speaker diarisation, speaker embeddings, noise-robust.

1. INTRODUCTION

Speaker diarisation is an interesting but challenging problem. The ability to determine “who said what” provides important context in speech transcription tasks, such as meeting transcription and video subtitling. One of the main challenges in speaker diarisation involves the task of clustering speech into an unknown number of speeches. The difficulty is augmented by the challenging environmental characteristics, such as background noise.

There are two main approaches to solving this challenging problem in previous literature: conventional and end-to-end [1]. The former “divides-and-conquers” speaker diarisation into several sub-tasks. The exact configuration differs from system to system, but in general they consist of speech activity detection (SAD), embedding extraction and clustering [2–4]. The latter directly segments audio recordings into homogeneous speaker regions using deep neural networks [5–8]. However, current end-to-end approaches have been reported to be strongly overfitted to the environments that they are trained for, not generalising to diverse real-world conditions. Therefore, the winning entries to recent diarisation challenges [9–11] are based on the former method, and this will also be the focus of this paper.

The performance of the conventional speaker diarisation system which consists of multiple modules, is highly dependent on the ability to cluster the speaker embedding. Our recent work have proposed a number of methods to adapt the speaker embedding for speaker diarisation [12]. Among such proposals, the dimensionality reduction (DR) module utilised an auto-encoder (AE) trained

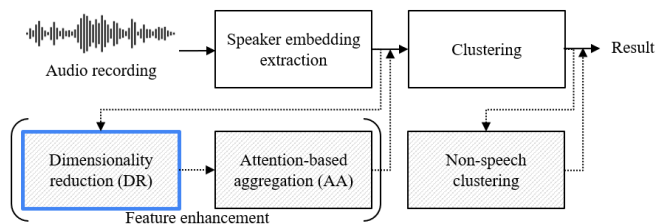


Fig. 1. Our speaker diarisation process pipeline.

in an unsupervised manner and projected speaker embeddings to a low-dimensional code (e.g., 256 to 20), adapting towards each session. Speaker embeddings in diarisation tasks are only required to discriminate a small number of speakers, compared to thousands in case of verification. Therefore, finding a low-dimensional space effectively reduced unnecessary background noise and showed a potential in this line of researches.

However, we empirically found that the effectiveness of our DR module can easily degrade. Because the AE is trained independently for each session, a number of sessions showed drastic improvement, while others’ performance degraded. Through analysis, we found that the optimal code dimensionality can differ depending on the number of speakers in each session and the duration. If the dimensionality is too small, the information required for speaker diarisation in the code becomes insufficient, resulting in the loss of performance, while the excessive size of the code may cause unnecessary information (e.g., background noise) to reside in the code [13]. Furthermore, the existing DR module trains the AE without distinction of speech or non-speech, making the projected embedding tend to include noise as well as speaker identity [14]. The focus of this work will therefore be on mitigating the limitations of the existing DR module, and simplifying the tuning process of hyper-parameters.

We propose two additional improvements upon the existing DR module. First, we extend the AE by adding another code, and separate speaker identity to “*speaker code*” and other irrelevant information to “*noise code*” respectively (Section 3.1). Employing two codes, our main objective is to exclude noise-relevant factors from the speaker code. Second, we introduce an “*indicator*” to the DR module which represents whether the input is extracted from a speech or a non-speech segment (Section 3.2). Training with this indicator would ideally force the speaker code to be empty for speaker embeddings from non-speech segments, and therefore prevent the speaker code from representing the background noise.

We evaluate the effectiveness of the proposed methods on a range of datasets, on which we show the state-of-the-art performance (Section 4).

*These authors contributed equally to this work.

2. SPEAKER DIARISATION PIPELINE

In this section, we introduce the overall process pipeline of our speaker diarisation system, which consists of speaker embedding extraction, embedding enhancement, and clustering modules. Figure 1 summarises the overall pipeline of the system.

2.1. Speaker embedding extraction

For every segment, we extract fixed-dimensional speaker embeddings to represent speaker characteristics from the segments. Our speaker embedding extraction module is identical to that of our previous work [12]. It extracts frame-level features using a residual applied trunk network followed by an average pooling layer. Each speaker embedding is extracted from an utterance of 1.5s duration; if a single SAD segment is longer, we extract multiple speaker embeddings using a sliding window with 0.5s shift and then average them. The embedding extractor is trained using VoxCeleb1 [15], VoxCeleb2 [16], and MLS [17] datasets. See Section 2.4 of [12] for full details.

2.2. Speaker embedding enhancement

Our process pipeline employs two modules to adapt speaker embeddings that were originally trained for speaker verification towards diarisation: (i) DR; (ii) attention-based aggregation (AA) [12]. The DR module uses an lightweight AE trained for each session. The AE comprises two fully-connected layers, one for the encoder and the other for the decoder. For the encoder layer, we apply the maximum feature map [18] as a non-linearity, whereas the decoder does not adopt one.

The AA module further refines dimensionality-reduced speaker embedding using a self-attention mechanism. The module encourages the features that are located close in the latent space to lie even more closer together, while further pushing distant features apart. The objective of this module is to remove noises and outliers on the affinity matrix, using the global context of each session.

2.3. Clustering

We assign a speaker label to each speaker embedding using a spectral clustering algorithm [19] that is widely adopted in the speaker diarisation literature. We apply eigen-decomposition to speaker embeddings after the DR and the AA modules without further refinement processes [19, 20] that are typically adopted in existing works. The number of clusters (*i.e.* speakers) are decided by counting the number of eigen-values higher than a predefined threshold; eigen-vectors corresponding to selected eigen-values are used as the spectral embeddings. Speaker labels are derived using a k-means clustering algorithm on the spectral embeddings.

3. DISENTANGLED DIMENSIONALITY REDUCTION WITH INDICATOR

We propose a new model referred to as disentangled dimensionality reduction with indicator (DDRI), extending the original DR with two proposals (Figure 2 (b)): (i) we present another code on top of the existing code resulting in two codes; (ii) we adopt an indicator denoting whether the speaker embedding includes speakers' voice.

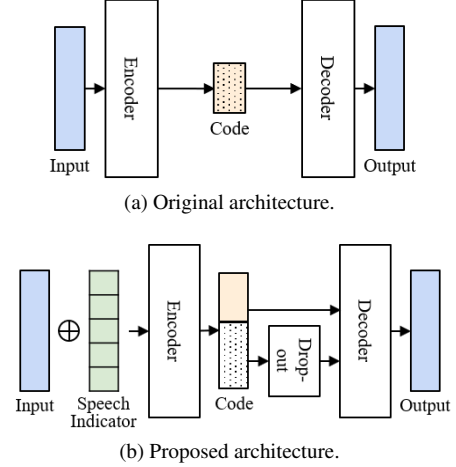


Fig. 2. Architectures of the AEs for DR.

3.1. Embedding disentanglement

We divide the latent space of the AE into two where one code aims to represent speaker identity (*speaker code*) and the other aims to represent speaker-irrelevant factors (*noise code*) such as background noise. In the original DR module, an input is projected into a low-dimensional code and then reconstructed from the code. During the training process, the noise factor is inevitably entangled in the code, because the noise is inherent in the input embedding; an AE is also trained to reconstruct noise embeddings [21, 22]. The noise factor in the code may disturb speaker clustering, because the clustering acts on speakers' characteristics.

In addition, we apply dropout only to the noise code when training the AE so that the noise code represents only minor information. Dropout partially omits information from the noise code by randomly making the elements to zeros in the training phase. The damaged noise code and the speaker code are concatenated and fed to the decoder to reconstruct the input. Employing dropout only to the noise code leads important information for reconstruction to flow into the speaker code, while the trivial information flows to the noise code. After training the AE, only the speaker code is used for subsequent steps, discarding the noise code.

3.2. Indicator

We further introduce an indicator that addresses whether the speaker embedding contains speech. Two learnable vectors are used as the indicator, one for the speech embedding, and the other for the non-speech embedding. One of them is element-wisely added to the input embedding, leveraging the prior knowledge gained from either the preceding SAD module, or the reference SAD. The speech embedding includes the linguistic information, phoneme, tone, and the speaker information, while the non-speech embedding does not. Information contained in a speaker code should be different, depending on the embedding type. We argue that explicitly providing from which the embedding is extracted will help the AE only involve speaker-related information in the speaker code. Also, since the SAD is already included in the speaker diarisation pipeline and precedes the speaker embedding extraction step, we can utilise SAD results effortlessly.

4. EXPERIMENTS

We evaluate the effectiveness of the proposed methods on DIHARD and VoxConverse datasets. The datasets and the experimental details are described in the following paragraphs.

4.1. Datasets

DIHARD datasets. The DIHARD challenges publish evaluation datasets which include sessions recorded in restaurant, clinical interview, YouTube videos, etc., making the scenario more challenging. The evaluation sets of the first, second, and third DIHARD challenges are used [9, 23, 24].

VoxConverse. This is an audio-visual speaker diarisation dataset, which consists of speech clips extracted from YouTube videos. The corpus contains overlapped speech, a large speaker pool, and diverse background conditions, including talk-shows, panel discussions, political debates and celebrity interviews [25]. Test set version 0.0.2 is used for experiments.

4.2. Evaluation protocol

Diarisation error rate (DER), the summation of false alarm (FA), missed speech (MS), and speaker confusion (SC), is used as the primary metric; FA and MS are related to the SAD module, and SC is related to the speaker embedding extraction module and clustering algorithms. For all experiments conducted on four datasets, we use the reference SAD. This allows the precise evaluation of standalone SC which is the focus of this study.

We use the d-score toolkit¹ for measuring the DER. We do not use forgiveness collars for experiments involving the DIHARD datasets, whereas we set a 0.25s forgiveness collar for VoxConverse experiments to match the scenario with corresponding challenges.

4.3. Results

Table 1 presents the performances of the proposed methods on the four datasets compared with the baselines. We also conduct ablation studies where we exclude each proposed component to verify the effect of each component on the overall performance. Note that, since we utilise reference SAD results, FA is zero in all cases, and MS indicates the proportion of the overlapped speech included in each dataset.

Comparison with the baselines. In all datasets, DDRI outperforms the baselines without DR module by a large margin. In the case of the DIHARD datasets, the SC error is more than halved, and in VoxConverse SC reduced by more than 30%. DDRI also shows the better performance than the baselines with DR across all datasets.

Comparison with state-of-the-art systems. Experimental results on DIHARD I and II show that the proposed DDRI outperforms the winning systems of the challenges. DDRI also outperforms the best single system in DIHARD III challenge. In case of VoxConverse, the test set used in VoxSRC challenge [11] has been recently updated. Also, the majority of recent researches apply a system SAD in place of a reference SAD; the VoxSRC challenge which uses VoxConverse only has scenarios that use a system SAD. Therefore, we did not compare DDRI’s performance with the systems submitted to the challenge.

Table 1. Results on DIHARD I, II, III, and VoxConverse datasets (DER: diarisation error rate, FA: false alarm, MS: miss, SC: speaker confusion). DR stands for dimensionality reduction, and DDRI for the proposed method with two improvements (noise code and indicator).

Configuration	DER	FA	MS	SC
DIHARD I				
Track 1 winner [26]	23.73	-	-	-
Baseline w/o DR	25.85	0.00	8.71	17.14
Baseline w/ DR	17.70	0.00	8.71	8.98
DDRI w/o indicator	17.04	0.00	8.71	8.33
DDRI w/o noise code	17.25	0.00	8.71	8.54
DDRI	16.75	0.00	8.71	8.04
DIHARD II				
Track 1 winner [27]	18.42	-	-	-
Baseline w/o DR	27.39	0.00	9.69	17.70
Baseline w/ DR	18.40	0.00	9.69	8.71
DDRI w/o indicator	17.76	0.00	9.69	8.08
DDRI w/o noise code	18.21	0.00	9.69	8.52
DDRI	17.44	0.00	9.69	7.75
DIHARD III				
Track 1 best single system [28]	15.50	-	-	-
Baseline w/o DR	20.99	0.00	9.52	11.47
Baseline w/ DR	15.49	0.00	9.52	5.97
DDRI w/o indicator	15.28	0.00	9.52	5.76
DDRI w/o noise code	15.32	0.00	9.52	5.80
DDRI	15.05	0.00	9.52	5.53
VoxConverse				
Baseline w/o DR	5.83	0.00	1.60	4.23
Baseline w/ DR	4.58	0.00	1.60	2.98
DDRI w/o indicator	4.51	0.00	1.60	2.91
DDRI w/o noise code	4.55	0.00	1.60	2.95
DDRI	4.45	0.00	1.60	2.85

Ablation studies. DDRI has two components on top of the baseline with DR, that are the noise code and the indicator. We perform ablation studies by excluding each component from the DDRI and show how each proposal affects the performance. In all four datasets, removing the noise code had a greater impact on the performance. However, adopting the indicator also consistently improved the performance compared to the baseline with DR. It is DDRI that shows the best performance, and the tendency of the performance gain by each component is consistent across all datasets.

4.4. Discussion

In this section, we present further analysis, in order to show the role of each code and the strength of DDRI.

4.4.1. Visualisation

Visualisation of the codes, extracted from DR and DDRI, are presented in Figure 3. Figure 3 (a) shows the code from the DR. Figure 3 (b) represents the speaker code and (c) shows the noise code of the proposed DDRI. We randomly select an audio recording of nine speakers from DIHARD II dataset, extract codes from the audio, and visualise them using t-SNE technique [29, 30].

¹<https://github.com/nryant/dscore>




Fig. 3. Visualisation of the code. (Audio recording containing nine speakers is used.)

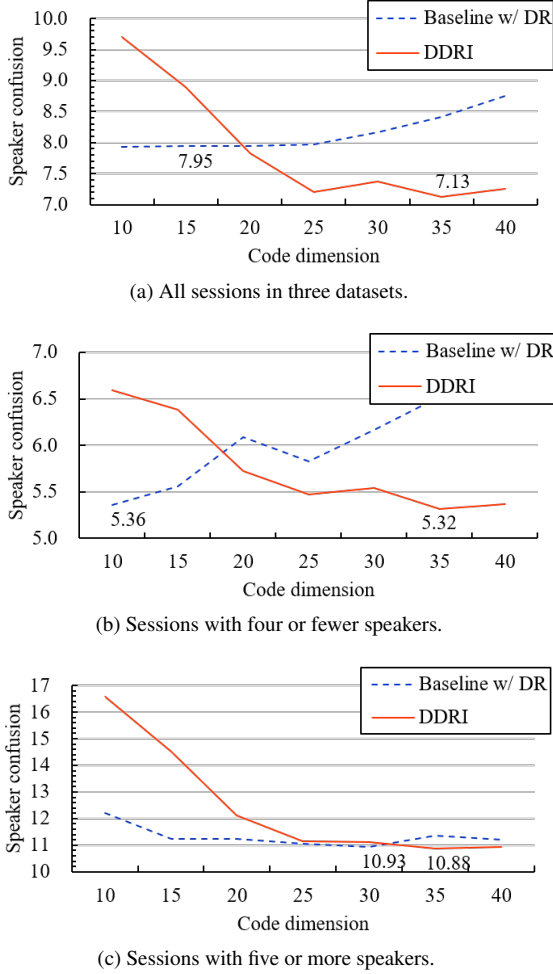


Fig. 4. Stability of DDRI with high code dimension. (The sessions in DIHARD I, II, and III datasets are used to illustrate each graph.)

As shown in the figure, the proposed speaker codes (b) represent nine clusters corresponding to nine speakers, while the original code (a) shows more than nine clusters. In the baseline results, it can be seen that the codes of the most dominant speakers are divided into multiple clusters. We interpret that this unexpected result is due to the change of noise information within the same speaker, and in the case of the proposed method, this additional information is represented by noise code in (c). This role of the noise code makes

the speaker code in (b) have more suitable distribution for speaker diarisation.

4.4.2. Analysis based on the number of speakers

We present Figure 4 to illustrate the limitation of DR module and the effectiveness of our DDRI. We evaluate the performance of our baseline (DR module of [12]) and the proposed DDRI using diverse code dimensionalities. The graph on the top (a) shows the SC of all sessions in DIHARD I, II, and III datasets. The graph on the middle (b) visualises the performances of sessions where the number of speakers are four or fewer, and the bottom figure (c) illustrates sessions with more speakers. As argued, the baseline requires low dimensionality for sessions with fewer speakers, and high dimensionality for sessions with more speakers. If the dimensionality is not set correctly, the performance drastically degrades. In contrary, our proposed DDRI module demonstrates the stable and optimal performance regardless of the number of speakers, when dimensionality higher than 30 is set. As a result, this stability leads relatively higher performance improvements in the entire dataset, even though the optimal performances of the two systems in each subset do not show a significant difference.

5. CONCLUSION

In this paper, we proposed a novel unsupervised disentanglement framework to generate noise-robust speaker embeddings for speaker diarisation. Speaker embeddings are crucial factors that affect the performance of diarisation systems, but often contain the unnecessary information that degrades the performance, such as background noise and reverberation. Recently proposed DR module reduces the dimensionality of the embeddings, in order to remove the spurious information. However, DR has shown the limited effect, and been found to be sensitive to the code dimension.

To this end, a new system, DDRI was proposed introducing two more techniques on top of the DR module: (i) explicit disentanglement of the spurious information from the speaker code; (ii) the introduction of a speech/non-speech indicator. DDRI showed the state-of-the-art performance as a single system on four benchmark datasets, DIHARD I, II, III, and VoxConverse. Ablation studies on DDRI demonstrated that both of the proposals led to performance gains. Visualising the disentangled code indicated that DDRI performs as intended. The graphs of SC with various dimensionalities proved that DDRI was more robust to the code dimension than DR.

6. REFERENCES

- [1] Tae Jin Park, Naoyuki Kanda, Dimitrios Dimitriadis, Kyu J Han, Shinji Watanabe, and Shrikanth Narayanan, “A review of speaker diarization: Recent advances with deep learning,” *arXiv preprint arXiv:2101.09624*, 2021.
- [2] Federico Landini, Ján Profant, Mireia Diez, and Lukáš Burget, “Bayesian hmm clustering of x-vector sequences (vbx) in speaker diarization: theory, implementation and analysis on standard tasks,” *Computer Speech & Language*, 2022.
- [3] Federico Landini, Shuai Wang, Mireia Diez, Lukáš Burget, Pavel Matějka, Kateřina Žmolíková, Ladislav Mošner, Anna Silnova, Oldřich Plchot, Ondřej Novotný, et al., “But system for the second dihard speech diarization challenge,” in *Proc. ICASSP*, 2020.
- [4] Youngki Kwon, Hee Soo Heo, Jaesung Huh, Bong-Jin Lee, and Joon Son Chung, “Look who’s not talking,” in *Proc. SLT*, 2021.
- [5] Yusuke Fujita, Naoyuki Kanda, Shota Horiguchi, Yawen Xue, Kenji Nagamatsu, and Shinji Watanabe, “End-to-end neural speaker diarization with self-attention,” in *Proc. ASRU*, 2019.
- [6] Shota Horiguchi, Yusuke Fujita, Shinji Watanabe, Yawen Xue, and Kenji Nagamatsu, “End-to-end speaker diarization for an unknown number of speakers with encoder-decoder based attractors,” in *Proc. Interspeech*, 2020.
- [7] Keisuke Kinoshita, Marc Delcroix, and Naohiro Tawara, “Advances in integration of end-to-end neural and clustering-based diarization for real conversational speech,” in *Proc. ICASSP*, 2021.
- [8] Aonan Zhang, Quan Wang, Zhenyao Zhu, John Paisley, and Chong Wang, “Fully supervised speaker diarization,” in *Proc. ICASSP*, 2019.
- [9] Neville Ryant, Prachi Singh, Venkat Krishnamohan, Rajat Varma, Kenneth Church, Christopher Cieri, Jun Du, Sriram Ganapathy, and Mark Liberman, “The third dihard diarization challenge,” *arXiv preprint arXiv:2012.01477*, 2020.
- [10] Shinji Watanabe, Michael Mandel, Jon Barker, Emmanuel Vincent, Ashish Arora, Xuankai Chang, Sanjeev Khudanpur, Vimal Manohar, Daniel Povey, Desh Raj, et al., “Chime-6 challenge: Tackling multispeaker speech recognition for unsegmented recordings,” *arXiv preprint arXiv:2004.09249*, 2020.
- [11] Arsha Nagrani, Joon Son Chung, Jaesung Huh, Andrew Brown, Ernesto Coto, Weidi Xie, Mitchell McLaren, Douglas A Reynolds, and Andrew Zisserman, “Voxsrc 2020: The second voxceleb speaker recognition challenge,” *arXiv preprint arXiv:2012.06867*, 2020.
- [12] Youngki Kwon, Jeeweon Jung, HeeSoo Heo, You Jin Kim, BongJin Lee, and Joon Son Chung, “Adapting speaker embeddings for speaker diarisation,” in *Proc. Interspeech*, 2021.
- [13] Wen-Chin Huang, Hao Luo, Hsin-Te Hwang, Chen-Chou Lo, Yu-Huai Peng, Yu Tsao, and Hsin-Min Wang, “Unsupervised representation disentanglement using cross domain features and adversarial learning in variational autoencoder based voice conversion,” *IEEE Transactions on Emerging Topics in Computational Intelligence*, vol. 4, no. 4, 2020.
- [14] Adam Polyak and Lior Wolf, “Attention-based wavenet autoencoder for universal voice conversion,” in *Proc. ICASSP*, 2019.
- [15] Arsha Nagrani, Joon Son Chung, and Andrew Zisserman, “Voxceleb: a large-scale speaker identification dataset,” in *Proc. Interspeech*, 2017.
- [16] Joon Son Chung, Arsha Nagrani, and Andrew Zisserman, “Voxceleb2: Deep speaker recognition,” in *Proc. Interspeech*, 2018.
- [17] Vineel Pratap, Qiantong Xu, Anuroop Sriram, Gabriel Synnaeve, and Ronan Collobert, “Mls: A large-scale multilingual dataset for speech research,” in *Proc. Interspeech*, 2020.
- [18] Xiang Wu, Ran He, Zhenan Sun, and Tieniu Tan, “A light cnn for deep face representation with noisy labels,” *IEEE Transactions on Information Forensics and Security*, vol. 13, no. 11, 2018.
- [19] Huazhong Ning, Ming Liu, Hao Tang, and Thomas S Huang, “A spectral clustering approach to speaker diarization,” in *Proc. ICSLP*, 2006.
- [20] Quan Wang, Carlton Downey, Li Wan, Philip Andrew Mansfield, and Ignacio Lopez Moreno, “Speaker diarization with lstm,” in *Proc. ICASSP*, 2018.
- [21] Joon Son Chung, Jaesung Huh, and Seongkyu Mun, “Delving into voxceleb: environment invariant speaker recognition,” in *Proc. Odyssey*, 2019.
- [22] Jaesung Huh, Hee Soo Heo, Jingu Kang, Shinji Watanabe, and Joon Son Chung, “Augmentation adversarial training for self-supervised speaker recognition,” in *Workshop on Self-Supervised Learning for Speech and Audio Processing, NeurIPS*, 2020.
- [23] Neville Ryant, Kenneth Church, Christopher Cieri, Alejandrina Cristia, Jun Du, Sriram Ganapathy, and Mark Liberman, “First dihard challenge evaluation plan,” 2018, *tech. Rep.*, 2018.
- [24] Neville Ryant, Kenneth Church, Christopher Cieri, Alejandrina Cristia, Jun Du, Sriram Ganapathy, and Mark Liberman, “The second dihard diarization challenge: Dataset, task, and baselines,” *arXiv preprint arXiv:1906.07839*, 2019.
- [25] Joon Son Chung, Jaesung Huh, Arsha Nagrani, Triantafyllos Afouras, and Andrew Zisserman, “Spot the conversation: speaker diarisation in the wild,” in *Proc. Interspeech*, 2020.
- [26] Gregory Sell, David Snyder, Alan McCree, Daniel Garcia-Romero, Jesús Villalba, Matthew Maciejewski, Vimal Manohar, Najim Dehak, Daniel Povey, Shinji Watanabe, et al., “Diarization is hard: Some experiences and lessons learned for the jhu team in the inaugural dihard challenge,” in *Proc. Interspeech*, 2018.
- [27] Federico Landini, Shuai Wang, Mireia Diez, Lukáš Burget, Pavel Matějka, Kateřina Žmolíková, Ladislav Mošner, Oldřich Plchot, Ondřej Novotný, Hossein Zeinali, et al., “But system description for dihard speech diarization challenge 2019,” *arXiv preprint arXiv:1910.08847*, 2019.
- [28] Jahangir Alam and Vishwa Gupta, “Crim’s system description for the third edition of dihard challenge 2020,” *The Third DIHARD Speech Diarization Challenge*, 2020.
- [29] Shusen Liu, Dan Maljovec, Bei Wang, Peer-Timo Bremer, and Valerio Pascucci, “Visualizing high-dimensional data: Advances in the past decade,” *IEEE transactions on visualization and computer graphics*, vol. 23, no. 3, 2016.
- [30] Laurens Van der Maaten and Geoffrey Hinton, “Visualizing data using t-sne,” *Journal of machine learning research*, vol. 9, no. 11, 2008.