

STATISTICAL RANDOM NUMBER GENERATOR ATTACK AGAINST THE KIRCHHOFF-LAW-JOHNSON-NOISE (KLJN) SECURE KEY EXCHANGE PROTOCOL¹

CHRISTIANA CHAMON*, SHAHRIAR FERDOUS, and LASZLO B. KISH

*Department of Electrical and Computer Engineering
Texas A&M University
400 Bizzell St
College Station, TX 77843*

This paper introduces and demonstrates four new statistical attacks against the Kirchhoff-Law-Johnson-Noise (KLJN) secure key exchange scheme. The attacks utilize compromised random number generators at Alice's/Bob's site(s). The case of partial correlations between Alice's/Bob's and Eve's probing noises is explored, that is, Eve's knowledge of Alice's and Bob's noises is limited but not zero. We explore the bilateral situation where Eve has partial knowledge of Alice's and Bob's random number generators. It is shown that in this situation Eve can crack the secure key bit by taking the highest cross-correlation between her probing noises and the measured voltage noise in the wire. She can also crack the secure key bit by taking the highest cross-correlation between her noise voltages and her evaluation of Alice's/Bob's noise voltages. We then explore the unilateral situation in which Eve has partial knowledge of only Alice's random number generator thus only those noises (of Alice and Eve) are correlated. In this situation Eve can still crack the secure key bit, but for sufficiently low error probability, she needs to use the whole bit exchange period for the attack. The security of the KLJN key exchange scheme, similarly to other protocols, necessitates that the random number generator outputs are truly random for Eve.

Keywords: compromised random number generator; secure key exchange; unconditional security.

1. Introduction¹

1.1. On Secure Communications

One way to establish the security of a communication is through encryption, that is, the conversion of plaintext into ciphertext via a cipher [1]. Fig. 1 provides the general scope of symmetric-key cryptography [1]. The key is a shared secret (string of random bits). Both communicating parties Alice and Bob use the same key and ciphers to encrypt and decrypt their plaintext [2, 3].

*Corresponding author

¹Copied and adapted from [2, 3]

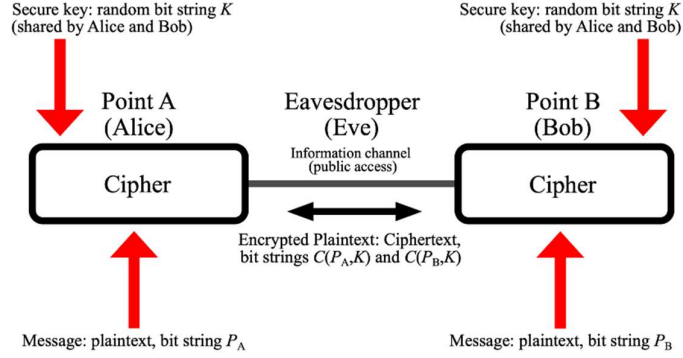


Fig. 1. Symmetric-key cryptography [1]. Alice and Bob securely exchange a key (a string of random bits) through the information channel. The ciphers encrypt plaintext into the ciphertext C . The secure key is K , the plaintext messages of Alice and Bob are denoted by P_A and P_B , respectively, and the ciphertext is a function $C(P, K)$ [2, 3].

For a plaintext message P and a secure key K , the encrypted message, or the ciphertext C , is a function of P and K , that is,

$$C = C(P, K). \quad (1)$$

In symmetric-key cryptography, for decryption, the inverse operation is used [2, 3]:

$$P = C^{-1}[C(P, K), K]. \quad (2)$$

Because the secure keys must be the same at the two sides (shared secret), another type of secure data exchange is needed before the encryption protocol can begin. It is the secure key exchange, which is the generation and distribution of the secure key over the communication channel. Usually, this is the most demanding process in secure communications because the communication channel is accessible by Eve thus the secure key exchange is itself a secure communication.

Eve records the whole communication during the key exchange, too. She knows every detail of the devices, protocols, and algorithms in the permanent communication system (as stated by Kerckhoffs's² principle [4]/Shannon's maxim), except for the secure key. In the ideal case of perfect security, the key is securely generated/shared, immediately used by a One Time Pad [5], and destroyed after the usage. In practical cases, usually there are deviations from these strict conditions, yet the general rule holds: A secure system cannot be more secure than its key [2, 3].

The key is assumed to be generated from truly random numbers. Any predictability of the key leads to compromised security [5]. In this paper, we demonstrate attacks on the unconditionally secure Kirchhoff-Law-Johnson-Noise (KLJN) secure key exchange based on compromised random number generators (RNGs), implying compromised noises of the communicating parties.

²Auguste Kerckhoffs, not to be confused with Gustav Kirchhoff

1.2. On the KLJN scheme

The KLJN system [2, 3, 6–61] is a statistical physical scheme based on the thermal noise of resistors. It is a classical (statistical) physical alternative of Quantum Key Distribution (QKD). As an illustration of the difficulties and depth of the issues of security, in papers [5, 62–98], important criticisms and attacks are presented about QKD, indicating some of the most important aspects of unconditionally secure quantum hardware and their theory [2, 3].

Fig. 2 illustrates the core of the KLJN scheme. The two communicating parties, Alice and Bob, are connected via a wire. They have identical pairs of resistors, R_A and R_B . The statistically independent thermal noise voltages, $U_{H,A}(t)$, $U_{L,A}(t)$, and $U_{H,B}(t)$, $U_{L,B}(t)$, represent the noise voltages of the resistors R_H and R_L ($R_H > R_L$) of Alice and Bob, respectively. These are often generated from random number generators (RNGs) [2, 3] and must have a Gaussian amplitude distribution [21, 24].

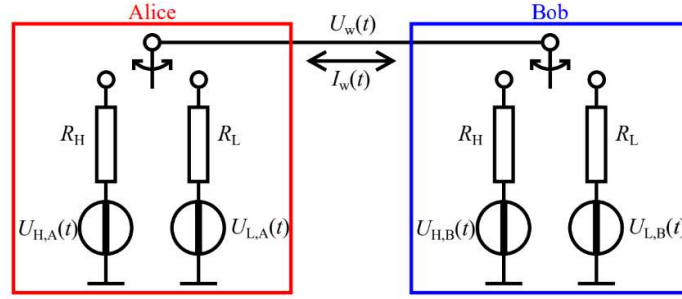


Fig. 2. The core of the KLJN scheme. The two communicating parties, Alice and Bob, are connected via a wire. The wire voltage and current are denoted as $U_w(t)$ and $I_w(t)$, respectively. The parties have identical pairs of resistors R_H and R_L ($R_H > R_L$) that are randomly selected and connected to the wire at the beginning of the bit exchange period. The statistically independent thermal noise voltages $U_{H,A}(t)$, $U_{L,A}(t)$, and $U_{H,B}(t)$, $U_{L,B}(t)$ represent the noise voltages of the resistors R_H and R_L of Alice and Bob, respectively [2, 3].

At the beginning of each bit exchange period (BEP), Alice and Bob randomly choose one of their resistors to connect to the wire. The wire voltage $U_w(t)$ and current $I_w(t)$ are as follows:

$$U_w(t) = I_w(t)R_B + U_B(t), \quad (3)$$

$$I_w(t) = \frac{U_A(t) - U_B(t)}{R_A + R_B} \quad (4)$$

where $U_A(t)$ and $U_B(t)$ denote the instantaneous noise voltage of the resistor chosen by Alice and Bob, respectively. Alice and Bob (as well as Eve) use the mean-square voltage on the wire to assess the situation. According to the Johnson formula,

$$U_w^2 = 4kT_{\text{eff}} R_p \Delta f_B, \quad (5)$$

where k is the Boltzmann constant (1.38×10^{-23} J/K), T_{eff} is the publicly agreed effective temperature, R_p is the parallel combination of Alice's and Bob's connected resistors, given by

$$R_p = \frac{R_A R_B}{R_A + R_B}, \quad (6)$$

and Δf_B is the noise bandwidth of the generators [2, 3].

Four possible resistance combinations can be formed by Alice and Bob: HH, LL, LH, and HL. Using the Johnson formula (Equation 5), these correspond to three mean-square voltage levels, as shown in Fig. 3.

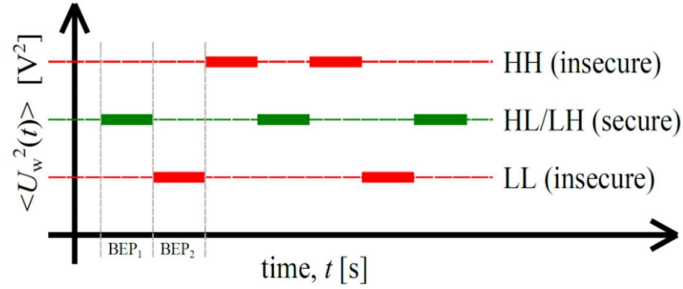


Fig. 3. The three mean-square voltage levels. The HH and LL cases represent insecure situations because they form distinct mean-square voltages. The HL and LH cases represent secure bit exchange because Eve cannot distinguish between the corresponding two resistance situations (HL and LH). On the other hand, Alice and Bob can determine the resistance at the other end because they know their own connected resistance value [2, 3].

The HH and LL cases represent insecure situations because they form distinct mean-square voltages. The HL and LH cases represent secure bit exchange because Eve cannot distinguish between the corresponding two resistance situations (HL and LH). On the other hand, Alice and Bob can determine the resistance at the other end because they know their own connected resistance values [2, 3].

Several attacks against the KLJN system have been proposed [2, 3, 14, 41–61], but no attack has been able to compromise its information-theoretic security. Each of these attacks is either invalid or it can be nullified by a corresponding defense scheme. In other words, by using the proper protocols, Eve's information entropy about the key approaches the bit length of the key, while Alice's and Bob's information entropy about the key approaches zero. The attacks presented in this paper are based on the assumption that the random number generators Alice and Bob use to generate their noises are compromised.

1.3. On random number generator attacks

There are two classes of practical random number generators: true (physical) and computational. The nature of computational RNGs is that they collect randomness from various low-entropy input streams and try to generate outputs that are practically indistinguishable from truly random streams [99–104]. The randomness of an RNG relies on the uncertainty of the random seed, or initialization vector, and a long sequence with uniform distribution.

The moment an adversary learns the seed, the outputs are known, and the RNG is compromised [2, 3].

Various RNG attacks exist against conditionally secure communications [94–99]. Unconditionally secure communications also require true random numbers for perfect security, and that is also true for the noises of Alice and Bob and for the randomness of their switch driving, which uses a different RNG from the voltage sources. The RNG outputs must imitate thermal noise, and in many practical applications, only a computational RNG is possible.

Chamon, et. al. published a paper on an RNG attack against the KLJN scheme [2, 3]. The attack was a deterministic attack using probing noises that exactly match the noises of Alice and Bob. In this paper, we demonstrate that even statistical knowledge of Alice's/Bob's noises can lead to significant information leak when Eve uses proper attack protocols.

The rest of this paper is organized as follows. Section 2 describes two new attack protocols, Section 3 demonstrates the results, and Section 4 concludes this paper.

2. Statistical Attack Protocol

Two situations are introduced where Eve can use compromised RNGs to crack the KLJN scheme: one where Eve has partial knowledge of both Alice's and Bob's generators (bilateral knowledge), and another where Eve has partial knowledge of only Alice's generator (unilateral knowledge).

2.1. Bilateral knowledge³

Eve has statistical knowledge of the amplitudes of the noise voltage generators $U_{H,A}(t)$, $U_{L,A}(t)$, $U_{H,B}(t)$, and $U_{L,B}(t)$ for each of Alice's and Bob's resistors, see Fig. 2. These noises are correlated with Alice's and Bob's corresponding noises. Eve then uses Equations 3 and 4 for the cross-correlation attacks shown below.

2.1.1. Cross-correlation attack utilizing Alice's/Bob's and Eve's channel voltages, currents and power

For the four possible resistor combinations, HL, LH, LL and HH, Eve sets up a simulator utilizing her noises (that are correlated with Alice's/Bob's corresponding noises), and she records the resulting wire voltages $U_{HH}(t)$, $U_{LL}(t)$, $U_{HL}(t)$, and $U_{LH}(t)$. Then she evaluates the cross-correlation between the *measured* wire voltage $U_w(t)$ of Alice and Bob, and the simulated ones. For example, in the HH simulated resistor situation, this is given by

$$CCC_{HH,U} = \frac{\langle U_w(t) U_{HH}(t) \rangle}{U_w U_{HH}}, \quad (7)$$

where $CCC_{HH,U}$ is the cross-correlation coefficient between her simulated wire voltage $U_{HH}(t)$ in the HH case and the *measured* channel voltage $U_w(t)$.

³Copied and adapted from [3]

Finally, Eve guesses that the actual resistor situation is the one with the highest cross-correlation between the voltage on the wire and in Eve's probing system.

Note, this protocol of cross-correlating the simulated and real wire data can also be repeated for the channel current $I_w(t)$ and channel power $P_w(t)$.

For the channel current protocol, she measures $I_w(t)$ and evaluates the cross-correlation between the measured $I_w(t)$ and her four simulated wire currents $I_{HH}(t)$, $I_{LL}(t)$, $I_{HL}(t)$, and $I_{LH}(t)$. In the HH example, this is given by

$$CCC_{HH,I} = \frac{\langle I_w(t) I_{HH}(t) \rangle}{I_w I_{HH}}, \quad (8)$$

where $CCC_{HH,I}$ is the cross-correlation coefficient between Eve's simulated wire current $I_{HH}(t)$ in the HH case and the *measured* channel current $I_w(t)$.

Finally, similarly to the above voltage correlation attack, Eve guesses that the bit situation is the one with the highest cross-correlation between the current in the wire and in Eve's probing system.

For the channel power protocol, Eve has the measured $U_w(t)$ and $I_w(t)$ at her disposal. She uses her noises to simulate the four possible waveforms, $P_{HH}(t)$, $P_{LL}(t)$, $P_{HL}(t)$, and $P_{LH}(t)$, for the instantaneous power flow from Alice to Bob, and cross-correlates them with the actual measured $P_w(t)$. In the HH example:

$$CCC_{HH,P} = \frac{\langle P_w(t) P_{HH}(t) \rangle}{P_w P_{HH}}. \quad (9)$$

where $P_{HH}(t)$ is the simulated channel power in the HH case, and the measured power is

$$P_w(t) = U_w(t) I_w(t). \quad (10)$$

Finally, Eve guesses that the bit situation is the one with the highest cross-correlation between the power flows in the wire and in her probing system.

2.1.2. Cross-correlation attack directly utilizing Alice's/Bob's and Eve's voltage sources

There is an alternative way for correlation attacks. Eve measures the wire voltage $U_w(t)$ and wire current $I_w(t)$ [2, 3]. Then, from $I_w(t)$, she uses Ohm's law to calculate the hypothetical voltage drops on Alice's/Bob's possible choices of resistances R_H and R_L . From

that voltage drop, by using Kirchhoff's loop law, Eve calculates Alice's/Bob's hypothetical noise voltage amplitudes. With these data, she tests four hypotheses:

- Hypothesis (i): Alice has chosen R_L
- Hypothesis (ii): Alice has chosen R_H .
- Hypothesis (iii): Bob has chosen R_L
- Hypothesis (iv): Bob has chosen R_H .

With Hypothesis (i), to utilize Kirchhoff's loop law, using the same current direction (Alice => Bob) as with the power calculation above (Equation 9), Eve takes the sum

$$U_{L,A}^*(t) = U_w(t) + I_w(t)R_L \quad (11)$$

to calculate the hypothetical value $U_{L,A}^*(t)$ of Alice's noise $U_{L,A}(t)$.

To test Hypothesis (i) she finds the cross-correlation between $U_{L,A}(t)$ (see Figure 2) and the $U_{L,A}^*(t)$ determined by (Equation 11), given by

$$CCC_{LA} = \frac{\langle U_{L,A}^*(t)U_{L,A}(t) \rangle}{U_{L,A}^* U_{L,A}}. \quad (12)$$

Then, with the same equation, she finds the cross-correlation coefficient between $U_{L,A}^*(t)$ and $U_{H,A}(t)$. If the former result yields the higher cross-correlation, then Eve has determined that Hypothesis (i) is correct; otherwise, Hypothesis (ii) is valid.

Similarly, at Bob's side, with Hypothesis (iii), Eve takes the difference

$$U_{L,B}^*(t) = U_w(t) - I_w(t)R_L \quad (13)$$

to calculate the hypothetical value $U_{L,B}^*(t)$ of Bob's noise $U_{L,B}(t)$.

To test Hypothesis (iii) she takes the cross-correlation coefficient between $U_{L,B}(t)$ and the $U_{L,B}^*(t)$ determined by (Equation 13), given by

$$CCC_{LB} = \frac{\langle U_{LB}^*(t) U_{LB}(t) \rangle}{U_{LB}^* U_{LB}}. \quad (14)$$

Then, she also finds the cross-correlation between $U_{LB}^*(t)$ and $U_{HB}(t)$. If the former result yields the higher cross-correlation, then Eve has determined that Hypothesis (iii) is correct; otherwise, Hypothesis (iv) is valid.

2.2. Unilateral knowledge³

Eve has partial knowledge of only Alice's noises, that is, the noise generator outputs of Alice's resistors, $U_{LA}(t)$ and $U_{HA}(t)$. Bob's generator voltages are completely unknown to her. The attack methods described in section 2.1 work even here with a minor modification as described below.

2.2.1. Cross-correlation attack utilizing Alice's/Bob's and Eve's channel voltages, currents and power

Eve generates two independent "dummy" thermal noises to substitute for Bob's unknown noise voltages $U_{HB}(t)$, and $U_{LB}(t)$. Then she uses the same protocol as the bilateral case (see Section 2.1): she measures $U_w(t)$ and $I_w(t)$, determines $P_w(t)$ from (Equation 9), and uses (Equations 7, 8, and 10) to find the cross-correlation between her four simulated $U_w(t)$, $I_w(t)$, and $P_w(t)$, and the measured $U_w(t)$, $I_w(t)$, and $P_w(t)$.

2.2.2. Cross-correlation attack utilizing Alice's and Eve's voltage sources

With $U_{LA}(t)$ and $U_{HA}(t)$ partially known, Eve uses a protocol corresponding to the bilateral case (see Section 2.1): she measures $U_w(t)$ and $I_w(t)$ [2, 3]. Then, from $I_w(t)$, she calculates the hypothetical voltage drops on Alice's possible choice of resistances R_H and R_L . With these data, she tests two hypotheses:

- Hypothesis (i): Alice has chosen R_L
- Hypothesis (ii): Alice has chosen R_H .

Note that, in the bilateral case, she had knowledge of Bob's noises, thus she could form four hypotheses. While in the unilateral case, she has knowledge only Alice's generator voltages, therefore she can form only two hypotheses.

With Hypothesis (i), Eve uses (Equation 11) to find $U_{LA}^*(t)$. Then, she uses (Equation 12) to find the cross-correlation between $U_{LA}(t)$ and $U_{LA}^*(t)$, and then the cross-correlation between $U_{LA}^*(t)$ and $U_{HA}(t)$. If the former result yields the higher cross-correlation, then Eve has determined that Hypothesis (i) is correct; otherwise, Hypothesis (ii) is valid.

The extra step that is needed to add to the protocol described in 2.1.2 is as follows: Eve evaluates the measured mean-square voltage on the wire over the whole bit exchange period. From that value, by using (Equation 5), she evaluates the parallel resultant R_P of the resistances of Alice and Bob. From R_P and R_A , she calculates R_B by (Equation 6), thus she has cracked the KLJN scheme [3].

3. Demonstration

3.1. Noise generation

3.1.1. Johnson noise emulation³

First, we generated Gaussian band-limited white noise (GBLWN). Precautions were used to avoid aliasing errors, improve Gaussianity, and reduce bias:

- (i) At first, using the MATLAB `randn()` function, 224 or 16,777,216 Gaussian random numbers were generated.
- (ii) This process was repeated 10 times to generate 10 independent raw noise series, and then an ensemble average was taken out of those 10 series to create one single noise time function with improved Gaussianity and decreased short-term bias.
- (iii) Then this time series was converted to the frequency domain by a Fast Fourier Transformation (FFT). To get rid of any aliasing error, we opened the real and imaginary portions of the FFT spectrum and doubled their frequency bandwidths by zero padding to represent Nyquist sampling.
- (iv) Finally, we performed an inverse FFT (IFFT) of the zero-padded spectrum to get the time function of the anti-aliased noise. The real portion of the IFFT result is the band-limited, antialiased noise with improved Gaussianity and decreased bias.

The probability plot of the generated noise is shown in Fig. 4, showing that the noise is Gaussian. Fig. 5 demonstrates that the noise has a band-limited, white power density spectrum and that it is anti-aliased.

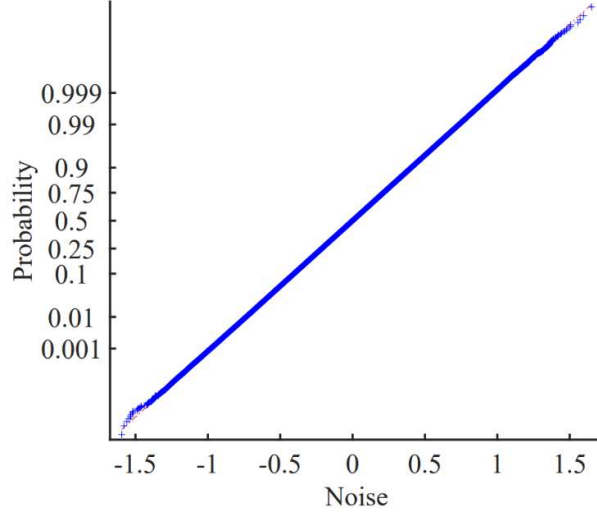


Fig. 4. Normal-probability plot of the noise [3]. A straight line indicates a pure Gaussian distribution.

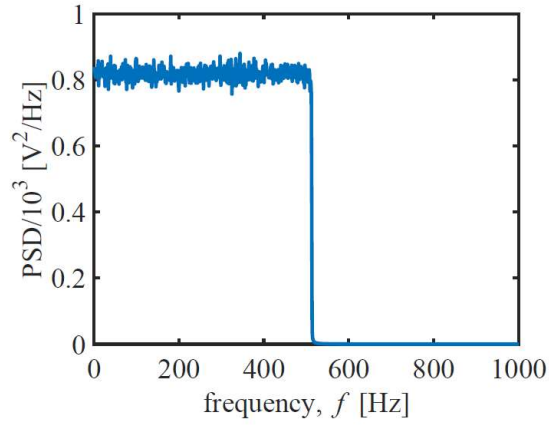


Fig. 5. Power spectral density of the noise [3]. The bandwidth of the noise is 500 Hz, see (5).

From the Nyquist Sampling Theorem,

$$t = \frac{1}{2\Delta f_B}, \quad (11)$$

where τ represents the time step, an Δf_B of 500 Hz renders a time step of 10^{-3} seconds.

The final step was to scale this normalized Gaussian noise to the required level of Johnson noise for the given resistance, bandwidth and temperature values (R_L , R_H , Δf_B and T_{eff} , respectively). We chose $R_L = 10 \text{ k}\Omega$, $R_H = 100 \text{ k}\Omega$, $\Delta f_B = 500 \text{ Hz}$ and $T_{\text{eff}} = 10^{18} \text{ K}$.

3.1.2. Setup of Eve's noises

To generate Eve's noises that are correlated with the noises in the KLJN system, independent "thermal" noises (see Section 3.1.1) are added to the noises of Alice and Bob, and the resulting noises are normalized to have the same effective value as the original noises.

For example, the new correlated noise of Eve corresponding to Alice's thermal noise $U_{L,A}(t)$ is

$$U_{\text{EL},A}(t) = U_{L,A}(t) + MU_{\text{EL},A}^*(t), \quad (15)$$

where $U_{\text{EL},A}(t)$ is the new correlated noise, $U_{\text{EL},A}^*(t)$ is an independently generated "thermal" noise for resistance value R_L , and the M coefficient controls the cross-correlation between Eve's and Alice's noise. Note, $U_{\text{EL},A}(t)$ and $U_{\text{EL},A}^*(t)$ have the same effective value. Accordingly,

$$U_{\text{EL},A}^*(t) = x(t)\sqrt{4kT_{\text{eff}}R_L\Delta f_B}, \quad (16)$$

where $x(t)$ represents a new noise with 1 Volt effective value.

However, the effective value of $U_{\text{EL},A}(t)$ does not satisfy the Johnson formula anymore, so in order to call it a thermal noise, it must be scaled to the proper level [3]:

$$U_{L,A}(t) = \frac{U_{\text{EL},A}^*(t)}{\sqrt{\langle [U_{\text{EL},A}^*(t)]^2 \rangle}} \sqrt{4kT_{\text{eff}}R_L\Delta f_B}, \quad (17)$$

In this way, the same M used for the different resistance choices of Alice and Bob results in the *same* cross-correlation coefficient between Eve's noises and the corresponding noises of the communicating parties. Thus, four new sets of independent additive noises have been generated using the same method as in Section 3.1.

A realization of Eve's noise voltages in comparison to Alice's and Bob's noise voltages over 100 milliseconds is displayed in Fig. 6. $U_{H,A}(t)$ is the noise voltage of Alice's R_H , $U_{L,A}(t)$ is the noise voltage of Alice's R_L , $U_{H,B}(t)$ is the noise voltage of Bob's R_H , and $U_{L,B}(t)$ is the noise voltage of Bob's R_L (see Fig. 2). Each time step is one millisecond.

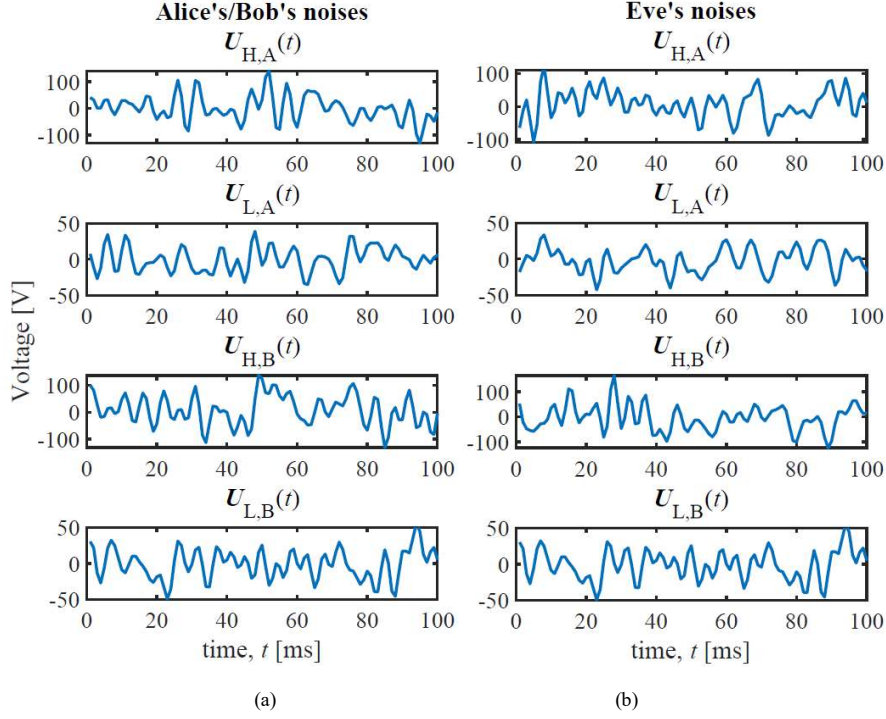


Fig. 6. A realization of $U_{H,A}(t)$, $U_{L,A}(t)$, $U_{H,B}(t)$, and $U_{L,B}(t)$ (see Fig. 2) for Alice and Bob (a), and for Eve (b), displayed over 100 milliseconds.

3.2. Attack demonstration when Eve knows both noises (bilateral attacks)

3.2.1. Bilateral attack demonstration utilizing cross-correlations between Alice's/Bob's and Eve's wire voltages, currents and powers

Computer simulations were executed with MATLAB, and each simulation was run 1000 times, see Tables 1-4. During the attacks, the sample size (number of time steps) is 1000, and the KLJN system is kept in the LH state. A realization of the wire voltage, current, and power, $U_w(t)$, $I_w(t)$, and $P_w(t)$, under the LH condition over 100 milliseconds is displayed in Fig. 7.

The results of the attack are shown in Table 1. The HL situation of Eve has zero cross-correlation with Eve's probe signals because, in this case, Alice/Bob, and Eve do not have a common noise. In all the other cases, they have at least one mutual noise. In the LH attack situation both noises are common thus they yield the highest cross-correlation with Eve's LH probe, therefore Eve guesses that the secure resistance situation is LH.

Using the correlations between the voltages for the attack yielded the highest probability p of successful guessing, and the correlations between the powers yielded the lowest

one. This is because power is the product of voltage and current (see Equation 9), and the inaccuracies in both the voltage and current correlations affect the power correlations.

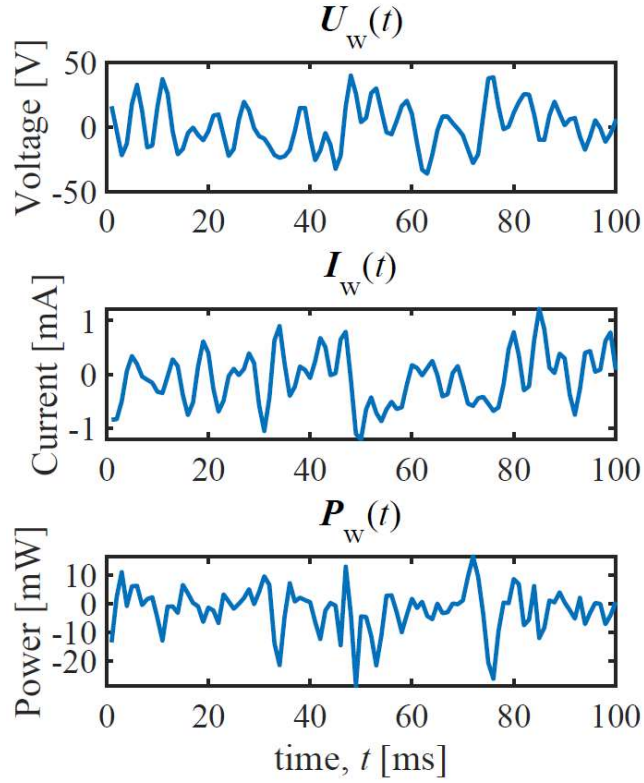


Fig. 7. A realization of $U_w(t)$, $I_w(t)$, (see Fig. 2) and $P_w(t)$ (see Equation 9) for the LH situation is displayed over 100 milliseconds [3]. Eve measures and records these data.

Table 1. Simulation of the average cross-correlation coefficient, CCC (see Equations 7, 8, and 10), and Eve's p of correctly guessing the LH bit situations at varying multipliers M (see Section 3.1.2). As M increases, which implies increasing differences between the noises of Alice/Bob and Eve's probing noises, the cross-correlation decreases. Yet, in each case of the present situation, the LH case yields the highest correlation. Thus, Eve guesses that LH is the secure bit situation. The correlations CCC_u between the voltages yielded p_u , which had the highest probability p of successful guessing, and the correlations CCC_p between the powers yielded the lowest p . This is because power is the product of voltage and current (see Equation 9), and the inaccuracies in both the voltage and current correlations affect the power correlations.

Eve's probing bit	M	CCC_u	p_u	CCC_i	p_i	CCC_p	p_p
HH	0	0.213960	1	0.674280	1	0.286570	1
LL		0.675060		0.212460		0.285320	
HL		0.002088		0.000370		0.000157	
LH		1		1		1	
HH	0.1	0.039932	1	0.109800	1	0.009254	0.995
LL		0.347620		0.125890		0.076979	
HL		0.000239		-0.000177		-0.000988	
LH		0.485410		0.216720		0.114570	
HH	0.5	0.009068	0.998	0.026372	0.781	-0.001256	0.550
LL		0.080356		0.026207		0.003574	
HL		-0.000313		0.001804		-0.000401	
LH		0.112630		0.044934		0.003888	
HH	1	0.004431	0.904	0.012502	0.651	-0.000065	0.544
LL		0.040189		0.012589		0.000728	
HL		-0.000166		-0.000217		-0.000023	
LH		0.056232		0.022431		0.001271	
HH	1.5	0.001820	0.827	0.008615	0.6	-0.000281	0.524
LL		0.027865		0.007432		-0.001454	
HL		-0.000490		0.000293		-0.000130	
LH		0.038744		0.014521		0.001894	
HH	10	0.000908	0.558	0.000263	0.528	0.000477	0.518
LL		0.003666		0.001263		0.001151	
HL		-0.000805		-0.000011		-0.000055	
LH		0.006126		0.002058		0.001359	

3.2.2. Bilateral attack demonstration utilizing cross-correlations among the voltage sources

Fig. 8 shows the hypothetical noise voltages generated by Eve's simulations across R_L and R_H (see Equation 11) [3].

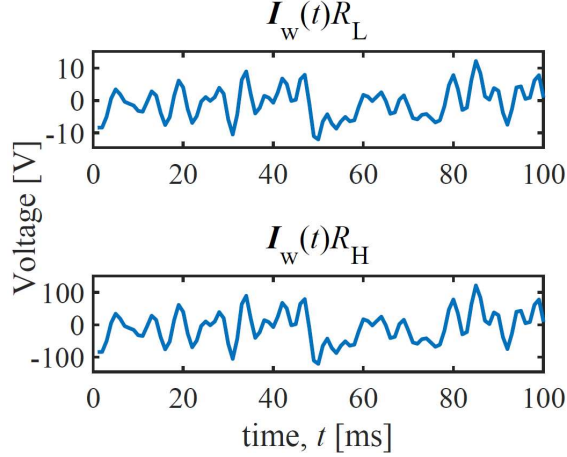


Fig. 8. Hypothetical noise voltage drops across R_L and R_H by Eve's current measurements and Ohm's law. These results are used in (Equations 11 and 13) to calculate the hypothetical waveforms for $U_{L,A}(t)$, $U_{H,A}(t)$, $U_{L,B}(t)$, and $U_{H,B}(t)$.

With this information, Eve uses (Equation 11) to find $U_{L,A}^*(t)$, (Equation 12) to find the cross-correlation between $U_{L,A}^*(t)$ and $U_{L,A}(t)$, (Equation 13) to find $U_{L,B}^*(t)$, and (Equation 14) to find the cross-correlation between $U_{L,B}^*(t)$ and $U_{L,B}(t)$. A simulation results of the cross correlation for each bit case is displayed in Table 2. As the multiplier M in the superposition increases (see Section 3.1.2), the correlations decrease. Yet in each case at the present (LH) situation, the highest correlation ended up being the LH case, thus Eve has decided that LH is the secure resistance situation.

Table 2. Simulation of the cross-correlation coefficients CCC at the attack described in Section 2.1.2. (see Equations 12 and 14), and Eve's correct-guessing probability, p , at varying multipliers M (see Section 3.1.2). As M increases, which implies increasing differences between the noises of Alice/Bob and Eve's probing noises, the cross-correlation decreases. Yet, in each case of the present situation, the R_L hypothesis yields the highest cross-correlation with Alice's noise. Thus, Eve guesses that Alice has R_L . The same procedure done for Bob's noise results in the highest cross-correlation for the R_H hypothesis at Bob's side.

M	$CCC_{LA}(R_L)$	$CCC_{LA}(R_H)$	$CCC_{LB}(R_L)$	$CCC_{LB}(R_H)$	p
0	1	-0.015600	0.00028951	0.560400	1
0.1	0.515040	0.008990	0.002046	0.131430	0.992
0.5	0.118910	-0.028922	0.000017	0.029605	0.669
1	0.060229	0.009445	-0.000460	-0.011328	0.569
1.5	0.048146	0.039420	0.000012	0.026396	0.547
10	0.007059	-0.001521	0.000348	-0.011921	0.501

3.3. Attack demonstration when Eve knows only one of the sources (unilateral attacks)

3.3.1. Unilateral attack demonstration utilizing cross-correlations between Alice's/Bob's and Eve's wire voltages, currents and powers

Like the bilateral results (see Section 3.2.1), the HL situation of Eve has zero cross-correlation with Eve's probe signals because, in this case, Alice/Bob, and Eve do not have a common noise. In all the other cases, they have at least one mutual noise. In the LH probe attack both noises are common thus they yield the highest cross-correlation with Eve's LH probe, therefore Eve guesses that the secure resistance situation is LH, see Table 3.

Using the correlations between the voltages for the attack yielded the highest probability p of successful guessing, and the correlations between the powers yielded the lowest one. This is because power is the product of voltage and current (see Equation 9), and the inaccuracies in both the voltage and current correlations affect the power correlations.

Table 3. Simulation of the cross-correlation coefficient, CCC (see Equation 9), and Eve's p of correctly guessing the LH bit situations at varying multipliers M (see Section 3.1.2). As M increases, which implies increasing differences between the noises of Alice/Bob and Eve's probing noises, the cross-correlation decreases. Yet, in each case of the present situation, the LH case yields the highest correlation. Thus, Eve guesses that LH is the secure bit situation. The correlations CCC_u between the voltages yielded p_u , which had the highest probability p of successful guessing, and the correlations CCC_p between the powers yielded the lowest p . This is because power is the product of voltage and current (see Equation 9), and the inaccuracies in both the voltage and current correlations affect the power correlations.

Eve's probing bit	M	CCC_u	p_u	CCC_i	p_i	CCC_p	p_p
HH	0	-0.000023	1	0.000145	0.98	0.000005	0.992
LL		0.673820		0.090397		0.16462	
HL		-0.001374		-0.000015		-0.000032	
LH		0.909330		0.211650		0.285270	
HH	0.1	-0.001021	1	0.000957	0.863	-0.000044	0.801
LL		0.379860		0.048214		0.043738	
HL		0.000501		0.000236		0.001270	
LH		0.468500		0.110610		0.076680	
HH	0.5	-0.000207	0.994	0.000175	0.581	-0.0013809	0.518
LL		0.079899		0.001031		0.000677	
HL		-0.000998		0.009610		-0.0011319	
LH		0.108640		0.024430		0.002906	
HH	1	0.000288	0.886	0.000091	0.542	0.001396	0.517
LL		0.040892		0.012783		-0.000151	
HL		0.000892		-0.000116		0.001294	
LH		0.054347		0.057347		0.003950	
HH	1.5	-0.000615	0.805	-0.000169	0.523	-0.000136	0.508
LL		0.027794		0.008971		0.000731	
HL		-0.000503		0.000944		0.000212	
LH		0.037697		0.026552		0.001249	
HH	10	-0.000042	0.539	-0.000376	0.514	-0.001033	0.501
LL		0.004576		0.000405		0.002124	
HL		0.000462		-0.000483		0.000807	
LH		0.005711		0.000949		0.002155	

Finally, Eve evaluates the measured mean-square voltage on the wire over the bit exchange period. From that value, by using (Equation 5), she evaluates the parallel resultant R_P of the resistances of Alice and Bob. From R_P and R_A , she can calculate R_B . In this particular case, from the mean-square voltage Eve will learn that the actual situation is LH thus Bob has chosen R_H because Alice has R_L [3].

3.3.2. Unilateral attack demonstration utilizing cross-correlations among the voltage sources

Eve uses (Equation 11) to find $U_{LA}^*(t)$ and (Equation 12) to find the cross-correlation between $U_{LA}^*(t)$ and $U_{LA}(t)$. A simulation results of the cross correlation for each bit case is displayed in Table 4. As the multiplier M increases (see Section 3.3.1), the correlation decreases, yet the highest correlation always ended up being the LH case, thus Eve has decided that LH is the secure resistance situation.

Table 4. A realization of the average cross-correlation coefficient, CCC (see Equation 9), and Eve's correct-guessing probability, p , at varying multipliers M (see Section 3.3.1). As M increases, which implies increasing differences between the noises of Alice/Bob and Eve's probing noises, the cross-correlation decreases. Yet the R_L case yields the highest correlation. Thus, Eve guesses that Alice has R_L .

M	$CCC_{LA}(R_L)$	$CCC_{LA}(R_H)$	p
0	1	-0.015600	1
0.1	0.515220	0.008990	1
0.5	0.118910	-0.028922	0.999
1	0.060047	0.009445	0.907
1.5	0.048146	0.040953	0.804
10	0.005654	-0.001521	0.546

Finally, Eve evaluates the measured mean-square voltage on the wire over the bit exchange period. From that value, by using Equation 5, she evaluates the parallel resultant R_P of the resistances of Alice and Bob. From R_P and R_A , she can calculate R_B . In this particular case, from the mean-square voltage Eve will learn that the actual situation is LH thus Bob has chosen R_H because Alice has R_L [3].

4. Conclusion

Secure key exchange protocols utilize random numbers, and compromised random numbers lead to information leak. So far, it had been unknown how Eve can utilize partial knowledge about the random number generators to attack the KLJN protocol. We explored various situations how RNGs compromised by statistical knowledge can be utilized by Eve.

We have introduced four new attacks against the KLJN scheme. The defense against these attacks is the usage of true random number generators (with proper tamper resistance) at Alice's and Bob's sides.

Finally, it is important to note that this exploration was done assuming an ideal KLJN scheme. Future work would involve a practical circuit implementation or a cable simulator and related delays and transients.

References

- [1] Y. Liang, H. V. Poor, and S. Shamai, Information theoretic security, *Foundations and Trends in Communications and Information Theory*, 5(4-5) (2009) 355-580.
- [2] C. Chamon, S. Ferdous, and L. B. Kish, Deterministic random number generator attack against the Kirchhoff-law-Johnson-noise secure key exchange protocol, *Fluct. Noise. Lett.* (2021) 2150046. DOI: 10.1142/S0219477521500462.
- [3] C. Chamon, S. Ferdous, and L.B. Kish, Random number generator attack against the Kirchhoff-law-Johnson-noise secure key exchange protocol, *arXiv preprint* <https://arxiv.org/abs/2005.10429>. (2020).
- [4] C. E. Shannon, Communication theory of secrecy systems, *The Bell System Technical Journal*, 28(4) (1949) 656-715.
- [5] H. P. Yuen, Security of quantum key distribution, *IEEE Access*, 4 (2016) 724-749.
- [6] L. B. Kish, *The Kish Cypher: The Story of KLJN for Unconditional Security*, World Scientific (2017).
- [7] L. B. Kish, Totally secure classical communication utilizing Johnson (-like) noise and Kirchhoff's law, *Physics Letters A*, 352(3) (2006) 178-182.
- [8] A. Cho, Simple noise may stymie spies without quantum weirdness, *Science*, 309(5744) (2005) 2148.
- [9] L. B. Kish and C. G. Granqvist, On the security of the Kirchhoff-law-Johnson-noise (KLJN) communicator, *Quantum Information Processing*, 13(10) (2014) 2213-2219.
- [10] L. B. Kish, Enhanced secure key exchange systems based on the Johnson-noise scheme, *Metrology and Measurement Systems*, 20(10) (2013) 191-204.
- [11] L. B. Kish and T. Horvath, Notes on recent approaches concerning the Kirchhoff-law-Johnson-noise based secure key exchange, *Physics Letters A*, 373 (2009) 2858-2868.
- [12] G. Vadai, R. Mingesz, and Z. Gingl, Generalized Kirchhoff-law-Johnson-noise (KLJN) secure key exchange system using arbitrary resistors, *Scientific Reports*, 5 (2015).
- [13] S. Ferdous, C. Chamon, and L. B. Kish, Comments on the "generalized" KJLN key exchanger with arbitrary resistors: power, impedance, security, *Fluctuation and Noise Letters*, 20 (2020) 2130002.
- [14] C. Chamon and L. B. Kish, Perspective—On the thermodynamics of perfect unconditional security, *Appl. Phys. Lett.* 119 (2021) 010501. DOI: 10.1063/5.0057764.
- [15] L. B. Kish and C. G. Granqvist, Random-resistor-random-temperature Kirchhoff-law-Johnson-noise(RRRT-KLJN) key exchange, *Metrology and Measurement Systems*, 23 (2016) 3-11.
- [16] J. Smulko, Performance analysis of the 'intelligent' Kirchhoff's-law-Johnson-noise secure key exchange, *Fluctuations and Noise Letters*, 13 (2014) 1450024.
- [17] R. Mingesz, Z. Gingl, and L. B. Kish, Johnson(-like)-noise-Kirchhoff-loop based secure classical communicator characteristics, for ranges of two to two thousand kilometers, via model-line, *Physics Letters A*, 372 (2008) 978-984.
- [18] R. Mingesz, L. B. Kish, Z. Gingl, C. G. Granqvist, H. Wen, F. Peper, T. Eubanks, and G. Schmera, Unconditional security by the laws of classical physics, *Metrology and Measurement Systems*, 20 (2013) 3-16.
- [19] T. Horvath, L. B. Kish, and J. Scheuer, Effective privacy amplification for secure classical communications, *EPL*, 94 (2011) 28002.
- [20] Y. Saez and L. B. Kish, Errors and their mitigation at the Kirchhoff-law-Johnson-noise secure key exchange, *PLoS ONE*, 8(11) (2013).
- [21] R. Mingesz, G. Vadai, and Z. Gingl, What kind of noise guarantees security for the Kirchhoff-loop-Johnson-noise key exchange? *Fluctuation and Noise Letters*, 13(3) (2014) 1450021.
- [22] Y. Saez, L. B. Kish, R. Mingesz, Z. Gingl, and C. G. Granqvist, Current and voltage based bit errors and their combined mitigation for the Kirchhoff-law-Johnson-noise secure key exchange, *Journal of Computational Electronics*, 13 (2014) 271-277.
- [23] Y. Saez, L. B. Kish, R. Mingesz, Z. Gingl, and C. G. Granqvist, Bit errors in the Kirchhoff-law-Johnson-noise secure key exchange, *International Journal of Modern Physics: Conference Series*, 33 (2014) 1460367.

- [24]Z. Gingl and R. Mingesz, Noise properties in the ideal Kirchhoff-law-Johnson-noise secure communication system, *PLoS ONE*, 9(4) (2014).
- [25]P. L. Liu, 'A key agreement protocol using band-limited random signals and feedback, *IEEE Journal of Lightwave Technology*, 27(23) (2009) 5230-5234.
- [26]L. B. Kish and R. Mingesz, Totally secure classical networks with multipoint telecloning (teleportation) of classical bits through loops with Johnson-like noise, *Fluctuation and Noise Letters*, 6(2) (2006) C9-C21.
- [27]L. B. Kish, Methods of using existing wire lines (power lines, phone lines, internet lines) for totally secure classical communication utilizing Kirchhoff's law and Johnson-like noise, *arXiv preprint <https://arxiv.org/abs/physics/0610014>*. (2006).
- [28]L. B. Kish and F. Peper, Information networks secured by the laws of physics, *IEICE Transactions on the Fundamentals of Communications, Electronics, Information, and Systems*, E95-B(5) (2012) 1501-1507.
- [29]E. Gonzalez, L. B. Kish, R. S. Balog, and P. Enjeti, Information theoretically secure, enhanced Johnson noise based key distribution over the smart grid with switched filters, *PloS One*, 8(7) (2013).
- [30]E. Gonzalez, L. B. Kish, and R. Balog, Encryption Key Distribution System and Method, U.S. Patent #US9270448B2 (granted 2/2016), <https://patents.google.com/patent/US9270448B2>.
- [31]E. Gonzalez, R. Balog, R. Mingesz, and L. B. Kish, Unconditional security for the smart power grids and star networks, 23rd International Conference on Noise and Fluctuations (ICNF 2015), Xian, China, June 2-5, 2015.
- [32]E. Gonzalez, R. S. Balog, and L. B. Kish, Resource requirements and speed versus geometry of unconditionally secure physical key exchanges, *Entropy*, 17(4) (2015) 2010-2014.
- [33]E. Gonzalez and L. B. Kish, Key exchange trust evaluation in peer-to-peer sensor networks with unconditionally secure key exchange, *Fluctuation and Noise Letters*, 15 (2016) 1650008.
- [34]L. B. Kish and O. Saidi, Unconditionally secure computers, algorithms and hardware, such as memories, processors, keyboards, flash and hard drives, *Fluctuation and Noise Letters*, 8 (2008) L95-L98.
- [35]L. B. Kish, K. Entesari, C. G. Granqvist, and C. Kwan, Unconditionally secure credit/debit card chip scheme and physical unclonable function, *Fluctuation and Noise Letters*, 16 (2017) 1750002.
- [36]L. B. Kish and C. Kwan, Physical unclonable function hardware keys utilizing Kirchhoff-law-Johnson noise secure key exchange and noise-based logic, *Fluctuation and Noise Letters*, 12 (2013) 1350018.
- [37]Y. Saez, X. Cao, L. B. Kish, and G. Pesti, Securing vehicle communication systems by the KLJN key exchange protocol, *Fluctuation and Noise Letters*, 13 (2014) 1450020.
- [38]X. Cao, Y. Saez, G. Pesti, and L. B. Kish, On KLJN-based secure key distribution in vehicular communication networks, *Fluctuation and Noise Letters*, 14 (2015) 1550008.
- [39]L. B. Kish and C. G. Granqvist, Enhanced usage of keys obtained by physical, unconditionally secure distributions, *Fluctuation and Noise Letters*, 14 (2015) 1550007.
- [40]P. L. Liu, A complete circuit model for the key distribution system using resistors and noise sources, *Fluctuation and Noise Letters*, 19 (2020) 2050012.
- [41]M. Y. Melhem and L. B. Kish, Generalized DC loop current attack against the KLJN secure key exchange scheme, *Metrology and Measurement Systems*, 26 (2019) 607-616.
- [42]M. Y. Melhem and L. B. Kish, A static-loop-current attack against the Kirchhoff-law-Johnson-noise (KLJN) secure key exchange system, *Applied Sciences*, 9 (2019) 666.
- [43]M. Y. Melhem and L. B. Kish, The problem of information leak due to parasitic loop currents and voltages in the KLJN secure key exchange scheme, *Metrology and Measurement Systems*, 26 (2019) 37-40.
- [44]M. Y. Melhem, C. Chamon, S. Ferdous, L. B. Kish, Alternating (AC) loop current attacks against the KLJN secure key exchange scheme, *Fluct. Noise. Lett.*, (2021) 2150050. DOI: 10.1142/S0219477521500504.
- [45]C. Chamon and L. B. Kish, Nonlinearity attack against the Kirchhoff-law-Johnson-noise (KLJN) secure key exchange protocol, *arXiv preprint <https://arxiv.org/abs/2108.09370>*. (2021).

- [46]P. L. Liu, Re-examination of the cable capacitance in the key distribution system using resistors and noise sources, *Fluctuation and Noise Letters*, 16 (2017) 1750025.
- [47]H. P. Chen, M. Mohammad, and L. B. Kish, Current injection attack against the KLJN secure key exchange, *Metrology and Measurement Systems*, 23 (2016) 173-181.
- [48]G. Vadai, Z. Gingl, and R. Mingesz, Generalized attack protection in the Kirchhoff-law-Johnson-noise key exchanger, *IEEE Access*, 4 (2016) 1141-1147.
- [49]H. P. Chen, E. Gonzalez, Y. Saez, and L. B. Kish, Cable capacitance attack against the KLJN secure key exchange, *Information*, 6 (2015) 719-732.
- [50]L. B. Kish and C. G. Granqvist, Elimination of a second-law-attack, and all cable-resistance-based attacks, in the Kirchhoff-law-Johnson-noise (KLJN) secure key exchange system, *Entropy*, 16 (2014) 5223-5231.
- [51]L. B. Kish and J. Scheuer, Noise in the wire: the real impact of wire resistance for the Johnson (-like) noise based secure communicator, *Physics Letters A*, 374 (2010) 2140-2142.
- [52]F. Hao, Kish's key exchange scheme is insecure, *IEE Proceedings - Information Security*, 153(4) (2006) 141-142.
- [53]L. B. Kish, Response to Feng Hao's paper "Kish's key exchange scheme is insecure," *Fluctuation and Noise Letters*, 6 (2006) C37-C41.
- [54]L. B. Kish, Protection against the man-in-the-middle-attack for the Kirchhoff-loop-Johnson (-like)-noise cipher and expansion by voltage-based security, *Fluctuation and Noise Letters*, 6 (2006) L57-L63.
- [55]L. J. Gunn, A. Allison, and D. Abbott, A new transient attack on the Kish key distribution system, *IEEE Access*, 3 (2015) 1640-1648.
- [56]L. B. Kish and C. G. Granqvist, Comments on "a new transient attack on the Kish key distribution system", *Metrology and Measurement Systems*, 23 (2015) 321-331.
- [57]L. J. Gunn, A. Allison, and D. Abbott, A directional wave measurement attack against the Kish key distribution system, *Scientific Reports*, 4 (2014) 6461.
- [58]H. P. Chen, L. B. Kish, and C. G. Granqvist, On the "cracking" scheme in the paper "a directional coupler attack against the Kish key distribution system" by Gunn, Allison and Abbott, *Metrology and Measurement Systems*, 21 (2014) 389-400.
- [59]H. P. Chen, L. B. Kish, C. G. Granqvist, and G. Schmera, Do electromagnetic waves exist in a short cable at low frequencies? What does physics say? *Fluctuation and Noise Letters*, 13 (2014) 1450016.
- [60]L. B. Kish, Z. Gingl, R. Mingesz, G. Vadai, J. Smulko, and C. G. Granqvist, Analysis of an attenuator artifact in an experimental attack by Gunn-Allison-Abbott against the Kirchhoff-law-Johnson-noise (KLJN) secure key exchange system, *Fluctuation and Noise Letters*, 14 (2015) 1550011.
- [61]L. B. Kish, D. Abbott, and C. G. Granqvist, Critical analysis of the Bennett-Riedel attack on secure cryptographic key distributions via the Kirchhoff-law-Johnson-noise scheme, *PloS One*, 8(12) (2013).
- [62]H. P. Yuen, Essential elements lacking in security proofs for quantum key distribution, *Proc. SPIE*, 8899 (2013) 88990J-88990J-13.
- [63]H. P. Yuen, Essential lack of security proof in quantum key distribution, *arXiv preprint* <https://arxiv.org/abs/1310.0842>. (2013).
- [64]O. Hirota, Incompleteness and limit of quantum key distribution theory, *arXiv preprint* <https://arxiv.org/abs/1208.2106>. (2012).
- [65]S. Sajeed, A. Huang, S. Sun, F. Xu, V. Makarov, and M. Curty, Insecurity of detector-device-independent quantum key distribution, *Physical Review Letters*, 117(25) (2016).
- [66]N. Jain, E. Anisimova, I. Khan, V. Makarov, C. Marquardt, and G. Leuchs, Trojan-horse attacks threaten the security of practical quantum cryptography, *New Journal of Physics*, 16 (2014).
- [67]I. Gerhardt, Q. Liu, A. Lamas-Linares, J. Skaar, C. Kurtsiefer, and V. Makarov, Full-field implementation of a perfect eavesdropper on a quantum cryptography system, *Nature Communications*, 2(349) (2011) 1-6.

- [68]L. Lydersen, C. Wiechers, C. Wittmann, D. Elser, J. Skaar, and V. Makarov, Hacking commercial quantum cryptography systems by tailored bright illumination, *Nature Photonics*, 4(10) (2010) 686-689.
- [69]I. Gerhardt, Q. Liu, A. Lamas-Linares, J. Skaar, V. Scarani, V. Makarov, and C. Kurtsiefer, Experimentally faking the violation of Bell's inequalities, *Physical Review Letters*, 107 (2011).
- [70]V. Makarov and J. Skaar, Fakes states attack using detector efficiency mismatch on SARG04, phase-time, DPSK, and Ekert Protocols, *Quantum Information & Computation*, 8(6) (2008) 622-635.
- [71]C. Wiechers, L. Lydersen, C. Wittmann, D. Elser, J. Skaar, C. Marquardt, V. Makarov, and G. Leuchs, After-gate attack on a quantum cryptosystem, *New Journal of Physics*, 13 (2011).
- [72]L. Lydersen, C. Wiechers, C. Wittmann, D. Elser, J. Skaar, and V. Makarov, Thermal blinding of gated detectors in quantum cryptography, *Optics Express*, 18(26) (2010) 27938-27954.
- [73]N. Jain, C. Wittmann, L. Lydersen, C. Wiechers, D. Elser, C. Marquardt, V. Makarov, and G. Leuchs, Device calibration impacts security of quantum key distribution, *Physical Review Letters*, 107 (2011).
- [74]L. Lydersen, J. Skaar, and V. Makarov, Tailored bright illumination attack on distributed-phase-reference protocols, *Journal of Modern Optics*, 58(8) (2011) 680-685.
- [75]L. Lydersen, M. K. Akhlaghi, A. H. Majedi, J. Skaar, and V. Makarov, Controlling a superconducting nanowire single-photon detector using tailored bright illumination, *New Journal of Physics*, 13 (2011).
- [76]L. Lydersen, V. Makarov, and J. Skaar, Comment on "resilience of gated avalanche photodiodes against bright illumination attacks in quantum cryptography", *Applied Physics Letters*, 98 (2011).
- [77]P. Chaiwongkhot, K. B. Kuntz, Y. Zhang, A. Huang, J. P. Bourgoin, S. Sajeed, N. Lütkenhaus, T. Jennewein, and V. Makarov, Eavesdropper's ability to attack a freespace quantum-key-distribution receiver in atmospheric turbulence, *Physical Review A*, 99(6) (2019).
- [78]G. Gras, N. Sultana, A. Huang, T. Jennewein, F. Bussières, V. Makarov, and H. Zbinden, Optical control of single-photon negative-feedback avalanche diode detector, *Journal of Applied Physics*, 127 (2020).
- [79]A. Huang, R. Li, V. Egorov, S. Tchouragoulov, K. Kumar, and V. Makarov, Laser-damage attack against optical attenuators in quantum key distribution, *Physical Review Applied*, 13 (2020).
- [80]A. Huang, A. Navarrete, S. H. Sun, P. Chaiwongkhot, M. Curty, and V. Makarov, Laser-seeding attack in quantum key distribution, *Physical Review Applied*, 12 (2019).
- [81]V. Chistiakov, A. Huang, V. Egorov, and V. Makarov, Controlling single-photon detector ID210 with bright light, *Optics Express*, 27(22) (2019) 32253-32262.
- [82]P. Chaiwongkhot, K. B. Kuntz, Y. Zhang, A. Huang, J. P. Bourgoin, S. Sajeed, N. Lütkenhaus, T. Jennewein, and V. Makarov, Eavesdropper's ability to attack a freespace quantum-key-distribution receiver in atmospheric turbulence, *Physical Review A*, 99 (2019).
- [83]A. Fedorov, I. Gerhardt, A. Huang, J. Jogenfors, Y. Kurochkin, A. Lamas-Linares, J. Å. Larsson, G. Leuchs, L. Lydersen, V. Makarov, and J. Skaar, Comment on "inherent security of phase coding quantum key distribution systems against detector blinding attacks", *Laser Physics Letters*, 15 (2018) 095203.
- [84]A. Huang, S. Barz, E. Andersson, and V. Makarov, Implementation vulnerabilities in general quantum cryptography, *New Journal of Physics*, 20 (2018) 103016.
- [85]P. V. P. Pinheiro, P. Chaiwongkhot, S. Sajeed, R. T. Horn, J. P. Bourgoin, T. Jennewein, N. Lütkenhaus, and V. Makarov, Eavesdropping and countermeasures for backflash side channel in quantum cryptography, *Optics Express*, 26 (2018) 21020.
- [86]A. Huang, S. H. Sun, Z. Liu, and V. Makarov, Quantum key distribution with distinguishable decoy states, *Physical Review A*, 98 (2018) 012330.
- [87]H. Qin, R. Kumar, V. Makarov, and R. Alléaume, Homodyne-detector-blinding attack in continuous-variable quantum key distribution, *Physical Review A*, 98 (2018) 012312.
- [88]S. Sajeed, C. Minshull, N. Jain, and V. Makarov, Invisible Trojan-horse attack, *Scientific Reports*, 7 (2017).

- [89]P. Chaiwongkhot, S. Sajeed, L. Lydersen, and V. Makarov, Finite-key-size effect in commercial plug-and-play QKD system, *Quantum Science and Technology*, 2(4) (2017) 044003.
- [90]A. Huang, S. Sajeed, P. Chaiwongkhot, M. Soucarros, M. Legré, and V. Makarov, Testing random-detector-efficiency countermeasure in a commercial system reveals a breakable unrealistic assumption, *IEEE Journal of Quantum Electronics*, 52(11) (2016).
- [91]V. Makarov, J. P. Bourgoin, P. Chaiwongkhot, M. Gagné, T. Jennewein, S. Kaiser, R. Kashyap, M. Legré, C. Minshull, and S. Sajeed, Creation of backdoors in quantum communications via laser damage, *Physical Review A*, 94(3) (2016).
- [92]S. Sajeed, P. Chaiwongkhot, J. P. Bourgoin, T. Jennewein, N. Lütkenhaus, and V. Makarov, Security loophole in free-space quantum key distribution due to spatial-mode detector-efficiency mismatch, *Physical Review A*, 91 (2015).
- [93]S. Sajeed, I. Radchenko, S. Kaiser, J. P. Bourgoin, A. Pappa, L. Monat, M. Legré, and V. Makarov, Attacks exploiting deviation of mean photon number in quantum key distribution and coin tossing, *Physical Review A*, 91 (2015).
- [94]N. Jain, B. Stiller, I. Khan, V. Makarov, C. Marquardt, and G. Leuchs, Risk analysis of Trojan-horse attacks on practical quantum key distribution systems, *IEEE Journal of Selected Topics in Quantum Electronics*, 21(3) (2015) 168-177.
- [95]N. Jain, E. Anisimova, I. Khan, V. Makarov, C. Marquardt, and G. Leuchs, Trojan-horse attacks threaten the security of practical quantum cryptography, *New Journal of Physics*, 16 (2014).
- [96]M. G. Tanner, V. Makarov, and R. H. Hadfield, Optimised quantum hacking of superconducting nanowire single-photon detectors, *Optics Express*, 22 (2014) 6734.
- [97]A. N. Bugge, S. Sauge, A. M. M. Ghazali, J. Skaar, L. Lydersen, and V. Makarov, Laser damage helps the eavesdropper in quantum cryptography, *Physical Review Letters*, 112(7) (2014).
- [98]Q. Liu, A. Lamas-Linares, C. Kurtsiefer, J. Skaar, V. Makarov, and I. Gerhardt, A universal setup for active control of a single-photon detector, *The Review of Scientific Instruments*, 85 (2014) 013108.
- [99]R. Halprin and M. Naor, Games for extracting randomness, *Proc. SOUPS*, New York, NY, USA, 2009.
- [100] J. Kelsey, B. Schneier, D. Wagner, and C. Hall, Cryptanalytic attacks on pseudorandom number generators, *Fast Software Encryption*, Springer-Verlag Berlin Heidelberg 1372 (1998) 168-188.
- [101] I. Goldberg and D. Wagner, Randomness and netscape browser, *Dr. Dobbs's Journal*, (1996).
- [102] L. Dorrendorf, Z. Gutterman, and B. Pinkas, Cryptanalysis of the Windows random number generator, *Proc. CCS*, New York, NY, USA, 2007.
- [103] E. Barker and J. Kelsey, Recommendation for random number generation using deterministic random bit generators, Gaithersburg, MD, USA: NIST (2012).
- [104] K. Nohl, D. Evans, S. Starbug, and H. Plötz, Reverse-engineering a cryptographic RFID tag, *Proc. SS*, San Jose, CA, USA, 2008.
- [105] L. Kish, S. Khatri, and T. Horvath, Computation using noise-based logic: efficient string verification over a slow communication channel, *Eur. Phys. J. B*, 79 (2011) 8590. DOI: 10.1140/epjb/e2010-10399-x