

See Yourself in Others: Attending Multiple Tasks for Own Failure Detection

Boyang Sun*, Jiaxu Xing*, Hermann Blum, Roland Siegwart, and Cesar Cadena

Abstract—Autonomous robots deal with unexpected scenarios in real environments. Given input images, various visual perception tasks can be performed, e.g., semantic segmentation, depth estimation and normal estimation. These different tasks provide rich information for the whole robotic perception system. All tasks have their own characteristics while sharing some latent correlations. However, some of the task predictions may suffer from the unreliability dealing with complex scenes and anomalies. We propose an attention-based failure detection approach by exploiting the correlations among multiple tasks. The proposed framework infers task failures by evaluating the individual prediction, across multiple visual perception tasks for different regions in an image. The formulation of the evaluations is based on an attention network supervised by multi-task uncertainty estimation and their corresponding prediction errors. Our proposed framework¹ generates more accurate estimations of the prediction error for the different task’s predictions.

I. INTRODUCTION

Extensive research has shown that visual information is an important component in autonomous driving and many robotic perception systems [1]–[3]. Autonomous agents utilize the information from various learning-based visual perception predictions, such as semantic scene understanding, object detection, depth prediction to navigate and explore new environments. Existing works have shown good performance on cases where the deployment environment has similar distribution to the training set [4]. However, many state-of-the-art deep learning approaches still face the lack of ability in dealing with open and unconstrained world [5]–[7], and will produce failures especially in unseen environments [8]. Thus, a method to detect prediction failures of various robotics visual perception tasks is crucial for safe robotic deployments.

In this work, we focus on identifying failure predictions of various robotics perception tasks by exploiting the latent correlations among them. Those correlations have been recently used to improve tasks performance [9,10]. Our basic idea is to exploit the complementary information from multiple tasks to improve the introspection capability of the perception system on every single task based on an attention mechanism. Our failure detection model has a *unified* structure that attends the encoded multi-task feature maps with the *expressive power* to perform failure prediction for different tasks.

* Authors contributed equally to this work.

All the authors are with the Autonomous Systems Lab, ETH Zurich, 8092, Switzerland. {boysun, jixing, blumh, rsiegwart, cesarc}@ethz.ch

¹Our code will be made available open source upon acceptance.

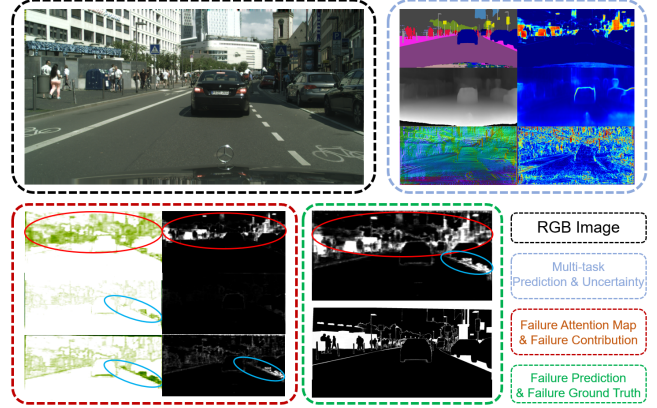


Fig. 1: **Example Result of Our Approach.** Our method captures the high prediction uncertainty regions of a single task using multiple visual tasks. The result maintains the useful uncertainty estimation from the original task (highlighted areas in red circle). Moreover, beneficial from the multi-task setup, our approach captures the relevant information from other tasks (highlighted areas in blue circle) to compensate the missed failure regions.

Existing research recognizes uncertainty as a common measurement of the multi-task prediction’s confidence [8]. The uncertainties are ideally correlated to the corresponding task prediction errors, which measures the reliability of the predictions. General uncertainty estimation methods are based on a single task, e.g., softmax entropy from semantic segmentation [11]. However, the quality of the uncertainty estimation is limited by several factors, such as environmental conditions (e.g., clean/foggy weather), anomalies, and more [12]. To avoid the limitation brought by single task uncertainty estimation, our model takes various tasks encoded predictions as input and computes an attention map for each single task. The attention values are modeled as the regional contribution of every task uncertainty to one certain task prediction error.

To investigate the model robustness, We train our model on the Cityscapes [13] dataset and test it on several datasets with different distribution characteristics such as [14,15]. We evaluate our failure estimation model for different tasks and compare it against several existing methods. We show that our approach outperforms all other failure prediction approaches. Moreover, our framework is flexible to the number and types of tasks with different task prediction & uncertainty estimation methods. A result example of our approach is shown in Figure 1.

In summary, the contributions of this work are:

- The first work to exploit the multiple visual tasks setup for detecting failures in their prediction in deployment.
- A novel framework with an attention mechanism over the multiple visual tasks being deployed to extract the complementary information in their uncertainty estimates for failure detection.
- A thorough evaluation of design components and their influence in open world scenarios.

II. RELATED WORK

Works on single task failure prediction can be classified in failure detection from the estimated uncertainty, and learning-based failure detection. Other works have exploited the multi-task setup to achieve better per-task prediction accuracy. However, to the best of our knowledge, failure prediction from multiple tasks has not been proposed prior to this work.

Failure Detection via Uncertainty Estimation

Uncertainty estimation has a close relation with failure detection and introspection. The uncertainty of the prediction results reflects the level of its confidence. Therefore, uncertainty estimation could be regarded as a reference to failures prediction. A straightforward way to calculate the uncertainty is to directly analyze the distribution of the model prediction such as the *softmax entropy* [16], or *softmax distance* [17] used in classification models. Besides, *image flipping* [5] investigates the model results' difference in dealing with the original and flipped image. Finally, *Bayesian estimation* [18]–[20] estimates the uncertainty by sampling multiple models, e.g. *Monte-Carlo dropout* [8,21] captures the uncertainty by randomly dropping the connection between different layers.

Failure Detection via Learning-based methods

Given the rapid development of deep learning. Neural network has become a possible option for failure detection task. Most of the failure detection methods in the visual perception area focus on detect semantic segmentation miss-classification. These methods can be roughly divided into two categories. One group directly train a detector with failure cases [22]–[24]. The other group use re-synthesis method to rebuild image from semantic prediction, and capture the anomalies by comparing the rebuilt image and the original one [12,23,25,26].

Learning from Multiple Tasks

Prior works have already acknowledged the relation among different perception tasks [27,28]. This latent correlated structure among visual tasks has been exposed in the work of *Taskonomy* [9]. The utilization of cross-task relations also lies in the area of domain adaptation [29,30], transfer learning [10], and multi-task learning [31]–[33]. More specifically, recent attention has focused on using cross-task supervised learning to improve the performance of a single task, such as to improve depth prediction under the supervision of semantic, understanding of the scene [34,35].

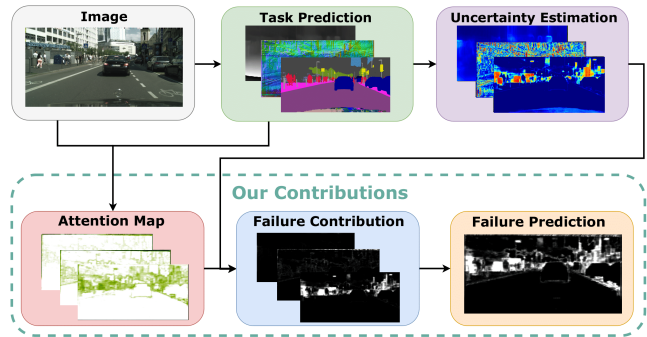


Fig. 2: **Visual Tasks Failure Detection Framework.** Given an image and its multiple tasks predictions, our approach computes the attention maps to weigh the multiple tasks uncertainty estimations. This weighted sum of attention and uncertainty maps is our failure prediction for a chosen task.

Since the work of visual attention mechanism [36] has been published, some recent works also have shown the capability of applying the attention mechanism into multi-task learning [37]–[39].

In this work, we draw inspiration from multi-task learning and single-task failure detection approaches. Our approach utilizes every single task's estimation information, exploiting their latent correlations, and infer a more robust per-task pixel-wise failure prediction.

III. METHOD

A. Approach Architecture

The intuition of our proposed method comes from the fact that tasks can compensate and refine each other's prediction in a multi-task setup [9,40]. Therefore, it will be easier to identify a certain task prediction failure with the existence of some other tasks. However, unlike a simple high-level task selection case, the proposed approach generates a pixel-wise attention map for each participant task. These maps are used to compute a weighted sum of each task's own failure prediction. Starting with a query image, firstly, predictions of all participant tasks are generated. Secondly, these predictions and the query image are passed into our attention network. The attention network will predict a pixel-wise attention map for each task. Meanwhile, uncertainties² of each task prediction are produced. In the final step, the attention maps are applied to these uncertainties to calculate a weighted sum failure prediction for a specific task. The weighted sum result for this task is expected to have better performance, comparing with its uncertainty estimation method. Figure 2 shows the basic structure of this aforementioned procedure.

B. Multi-task Element Generation

Our approach admits any number of visual perception tasks that provide per-pixel predictions and their per-pixel uncertainties. We rely on open-source state-of-the-art task prediction methods. As for the uncertainty estimation, many

²We use the term uncertainty here to cover all the statistical measurement of prediction reliability, which is often called uncertainty, reliability or dispersion metrics in other works.

Task	Prediction Method	Uncertainty Estimation Methods
Semantic Segmentation	SDC Net [7]	Softmax Entropy [11] Softmax Distance [17] Synboost* [12] MC Dropout [43]
Depth Estimation	Monodepth V2 [6]	Bayesian Estimation [20] MC Dropout [43] Self Learning* [21]
Normal Estimation	VNL [44]	Flipping* [5]
Instance Segmentation	EfficientPS [45]	ROI Softmax Uncertainty* [46]

TABLE I: The selected task prediction methods and the uncertainty estimation methods for all different tasks in the experiments. * indicates the method used by default in the experiments unless otherwise mentioned.

three visual tasks in total in our different experiments: semantic segmentation, depth estimation, and normal estimation. We add later in the experiments a fourth task, instance segmentation. For each task, we implemented publicly available task prediction methods and uncertainty estimation methods. All evaluated methods are shown in Table I.

2) *Dataset*: Training was performed on Cityscapes training dataset [13], including 2975 driving scenes images with fine semantic annotations and disparity ground truth. We produced our dataset by applying the methods shown in the Table I. The training set is then composed by set in form of $\{\mathcal{I}, \mathcal{T}_S, \mathcal{T}_D, \mathcal{T}_N, \mathcal{U}_S, \mathcal{U}_D, \mathcal{U}_N, \epsilon_{\{\cdot\}}\}$, where S, D, N denote semantic segmentation, depth estimation, and normal estimation, tasks, respectively, and $\epsilon_{\{\cdot\}}$ correspond to the prediction error of the chosen task to predict its failure.

To test our model’s performance, pre-processing of the various test datasets is also required. Here we performed the same pipeline as mentioned in the subsection IV-A.2 for Cityscapes validation set [13], Foggy Cityscapes validation set [47], Wilddash [15] and Dark Zurich dataset [14]. Wildash provides a dataset and benchmark for challenging driving scenarios under real-world conditions, it contains scenarios from very diverse environments, locations, and weather conditions. Dark Zurich is a dataset designed for semantic uncertainty-aware model evaluations. It contains driving scenes images captured at nighttime, twilight and daytime. Here we only use the nighttime images for our evaluation. The purpose of testing on these extra two datasets is to validate the model robustness when dealing with the *challenging unseen scenarios*.

3) *Metrics*: We choose the zero-mean normalized cross-correlation (ZNCC) in our experiments as a measurement of how close the predicted failure is to the ground-truth failure. The ZNCC of the estimation \mathcal{E} and the ground truth error ϵ is defined as:

$$\text{ZNCC} = \frac{\sum_{(u,v)} (\mathcal{E}(u,v) - \mu_{\mathcal{E}})(\epsilon(u,v) - \mu_{\epsilon})}{\sqrt{\sum_{(u,v)} (\mathcal{E}(u,v) - \mu_{\mathcal{E}})^2} \sqrt{\sum_{(u,v)} (\epsilon(u,v) - \mu_{\epsilon})^2}} \quad (4)$$

where $\mu_{\mathcal{E}}$ and μ_{ϵ} denote the mean values of \mathcal{E}, ϵ , respectively, and (u, v) are the pixel locations.

ZNCC is invariant of affine pixel value changes [48].

Therefore, it is not be influenced by the normalization operation during the prediction and evaluation procedure, and it is also less sensitive to resizing operations than normalized cross-correlation (NCC). This metric is seamlessly applicable to classification and regression tasks.

In addition, for the classification task of semantic segmentation, previous works on failure detection have used several metrics for evaluation [12,24,26]. Thus, we also report:

- AUPR-Error: the area under the Precision-Recall (AUPR) curve, which regard incorrect prediction as the positive class.
- AUPR-Success: it computes AUPR as well, whereas treats correct prediction as the positive class.
- FPR95: the false positive rate at 95% true positive rate.

As for regression tasks, such as depth estimation, we are not aware of any previous work focusing on evaluating the failure prediction model.

B. Comparisons

Our framework is built on a multi-task setup, and uses different single task’s uncertainty estimation methods as the input. Thus, most of the our evaluations focus on relative comparison between our model’s output and the input it uses, or among the models with different configurations, such as different task entries. We set up several experiments to evaluate different components or factors and be able to answer the following questions:

- First and foremost, are multiple tasks beneficial for single task failure detection?
- Is the multiple task setup useful for failure detection in both classification and regression tasks?
- At what resolution should the attention maps be computed to capture the relevant information for failure detection?
- How dependant is our failure detection on the uncertainty estimate input?
- How is the failure detection performing when adding one more task?
- How is our failure detection generalizing to scenarios with larger distribution mismatch?

We now conduct the experiments and analyse the results towards answering these questions.

Multiple Tasks. In these experiments we evaluate two aspects. The first one is the influence of increasing the number of tasks as inputs to our failure detection. And the second one, we evaluate our failure detection on different main tasks: a classification task (semantic segmentation) and a regression task (depth estimation).

We start in our network structure by only having the input of a single task (the task for which the failure is being detected), see last 2 rows of Table II, on the Cityscapes original validation set. This is equivalent to learning failures from single task knowledge and thus can be compared to use the uncertainty input as a proxy to the failure.

Then, we continue by adding a second task (depth or semantics, as appropriate), and a third one (normal estimation), see first row in Table II.

Task Entries			Semantic			Depth
<i>S</i>	<i>D</i>	<i>N</i>	ZNCC↑	AP-Err↑	AP-Suc↑	FPR95↓
✓	✓	✓	0.649	0.590	0.987	0.280
✓	✓		0.609	0.545	0.990	0.278
✓			0.494	0.413	0.978	0.570
	✓		-	-	-	0.483

TABLE II: Multiple Tasks Experiments: Comparison among multiple different task entries for both semantic segmentation’s and depth estimation’s failure prediction. The check-mark represents the task at the corresponding place is included in the model, both during training and evaluation process.

From this experiment we have evidence that, indeed, a multi-task setup improves failure detection of one task, and, this is true for both semantic segmentation and depth estimation. This is a confirmation of our hypothesis that our framework leverages the latent correlations among tasks to improve the introspection capabilities of the every single one of them. It is also in line of the findings of [9] where is shown that the normal estimation task is more correlated to the depth estimation than to the semantic segmentation one, as seeing in the higher increase in performance of the depth estimation failure detection compared to that improvement the semantic segmentation failure detection.

Attention Maps Resolution. In our network architecture, we have the choice to generate the attention maps at different resolutions by modifying the last pooling layers. Something that could be beneficial for differentiating between full image task failure or per pixel or region task failure detection.

Method	Patch	Original		Foggy	
		ZNCC↑	AP-Err↑	ZNCC↑	AP-Err↑
Ours	1	0.649	0.590	0.560	0.518
	2	0.601	0.520	0.556	0.495
	4	0.570	0.487	0.530	0.475
	8	0.529	0.439	0.530	0.470
	16	0.489	0.400	0.516	0.466
	32	0.455	0.368	0.500	0.450
	64	0.440	0.356	0.496	0.448
	128	0.437	0.357	0.501	0.454
SynBoost	-	0.450	0.387	0.506	0.480

TABLE III: Variable Attention Map Resolution: Comparison among multiple different patch sizes for semantic segmentation’s failure prediction.

Method	Patch	Original	Foggy
		ZNCC↑	ZNCC↑
Ours	1	0.646	0.570
	2	0.638	0.573
	4	0.627	0.560
	8	0.611	0.537
	16	0.569	0.529
	32	0.455	0.445
	64	0.317	0.341
	128	0.279	0.282
Self Learning	-	0.248	0.255

TABLE IV: Variable Attention Map Resolution: Comparison among multiple different patch size for depth estimation’s failure prediction.

We modify the patch size of our model from 1 to 128, while the generated attention map is up-scaled to size 256×256 . From the evaluation results in Tables III and IV, we

can conclude that with higher resolution the model is able to predict failures more accurately, for it has higher AP-Err, and higher ZNCC for both task failures. Here we included as well the Foggy dataset to check the performance in more challenging scenarios.

Uncertainty Input. The uncertainty of each task is an important component of our failure detection framework. Thus, this experiment investigates whether our conclusions have been biased to the uncertainty input used. For the semantic segmentation task we evaluate three more uncertainty inputs, and for the depth estimation another two (see Table I). For each specific uncertainty method, we select two of our models with different patch sizes (1 and 16).

Method	Patch	Cityscapes Original		Cityscapes Foggy	
		ZNCC↑	AP-Err↑	ZNCC↑	AP-Err↑
Ours with	1	0.649	0.590	0.560	0.518
Synboost	16	0.489	0.400	0.516	0.466
SynBoost	-	0.450	0.387	0.506	0.480
Ours with	1	0.681	0.618	0.628	0.565
Soft. Ent.	16	0.568	0.447	0.593	0.497
Soft. Ent.	-	0.572	0.444	0.619	0.520
Ours with	1	0.576	0.506	0.430	0.408
MC Dropout	16	0.358	0.274	0.327	0.307
MC Dropout	-	0.249	0.218	0.163	0.236
Ours with	1	0.668	0.593	0.600	0.532
Soft. Dis	16	0.540	0.409	0.574	0.479
Soft. Dis.	-	0.527	0.408	0.569	0.489

TABLE V: Effect of Changing the Semantic Uncertainty Input: Our models vs. selected uncertainty inputs for semantic estimation’s failure prediction.

Method	Patch	Original	Foggy
		ZNCC↑	ZNCC↑
Ours with	1	0.646	0.570
Self Learning	16	0.569	0.529
Self Learning	-	0.248	0.255
Ours with	1	0.757	0.645
Bayesian	16	0.684	0.584
Bayesian	-	0.091	0.074
Ours with	1	0.648	0.516
MC Dropout	16	0.575	0.446
MC Dropout	-	0.076	0.075

TABLE VI: Effect of Changing the Depth Uncertainty Inputs: Our models vs. selected uncertainty methods for depth estimation’s failure prediction.

The results of this investigation can be seen in Tables V and VI. Our framework is consistently outperforming the uncertainty input for both tasks failure detections, within both original and foggy image set from Cityscapes.

One More Task. Finally, the question comes to our failure detection based on a multi-task setup is fixed to the already chosen tasks in the previous experiments. For that reason, we add the extra task of instance segmentation (*IS*), with its corresponding uncertainty estimate, see last row of Table I.

The results of this experiment, shown in Table VII, indicate that the addition of an extra task continues to be beneficial for the different tasks failure detections. However, we observe that the contribution is higher for the depth estimation failure detection than for the semantic segmentation. We believe this is due to less extra information provided

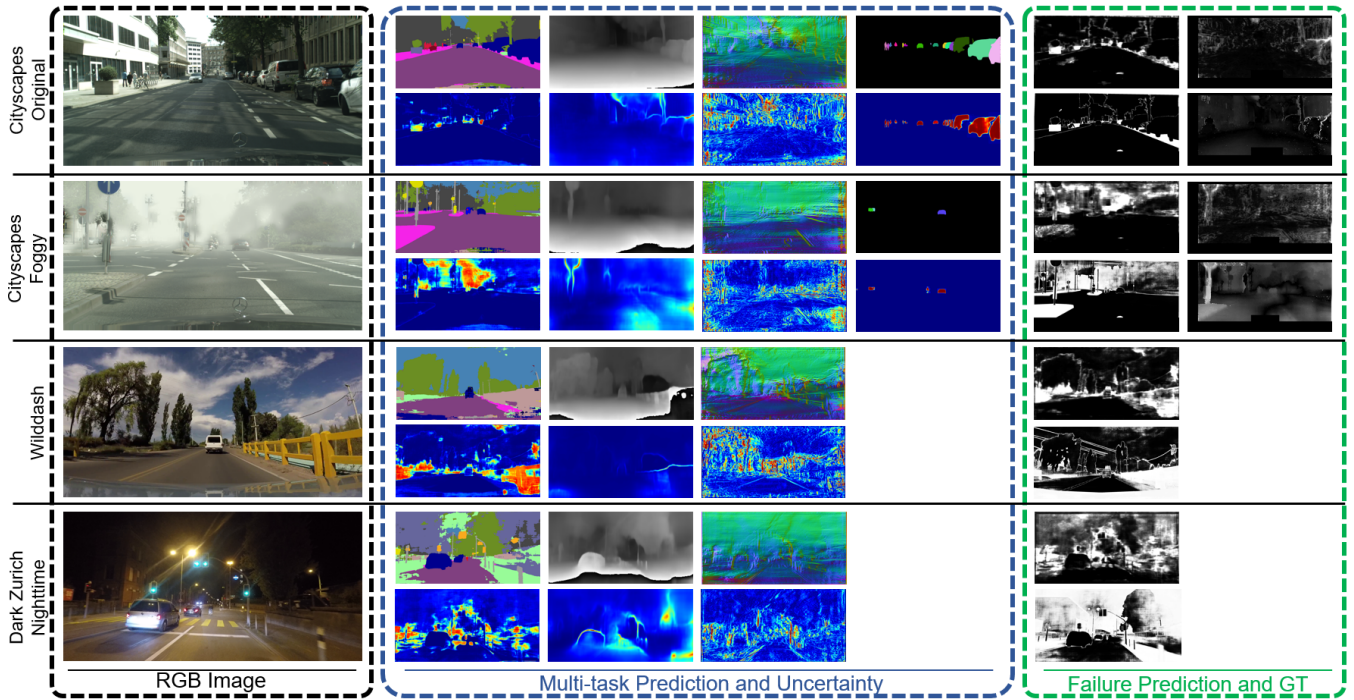


Fig. 4: **Qualitative Examples.** For an input image in the left block, the middle block contains the various visual tasks (1st row) and the corresponding uncertainties (2nd row), tasks are semantic, depth, normal, instance, from left to right. In the right block our failure predictions (1st row) and the ground truth (2nd row) are presented, semantic on the left and depth on the right. For the purpose of clear visualization, the ego-vehicle part in both Cityscapes examples are filtered out.

Patch	Task Entries				Semantic		Depth
	<i>S</i>	<i>D</i>	<i>N</i>	<i>IS</i>	ZNCC↑	AP-Err↑	ZNCC↑
1	✓	✓	✓	✓	0.641	0.585	0.655
	✓	✓	✓		0.649	0.590	0.646
16	✓	✓	✓	✓	0.493	0.403	0.581
	✓	✓	✓		0.489	0.400	0.529

TABLE VII: Adding an Extra Task: Comparison among multiple different task entries for both semantic segmentation’s and depth estimation’s failure prediction.

by the instance segmentation with respect to the semantic segmentation task. While differentiating among different instances of the same class is highly informative for the depth estimation task.

More Challenging Scenarios. Here, we use our default models trained with the Cityscapes dataset, and deployed them on Wilddash and Dark Zurich (night) datasets, for the tasks of failure detection of the semantic segmentation. Results can be seen in Table VIII. Additionally, we include the evaluation of different uncertainty inputs as they are quite dependent on the distribution mismatch between the test and training set. We can conclude that the improvements brought by our framework generalize to more complex scenarios, invariant to the uncertainty estimate input.

Some qualitative results for the different datasets are visualized in figure 4.

V. CONCLUSION

We propose a framework to detect visual task prediction failures. We leverage the information from multiple visual tasks simultaneously being deployed, and build a learning-

Method	Wilddash		Dark Zurich	
	ZNCC↑	AP-Err↑	ZNCC↑	AP-Err↑
Ours with Synboost	0.412	0.595	0.238	0.775
SynBoost	0.323	0.584	0.199	0.726
Ours with Soft. Ent.	0.520	0.630	0.544	0.867
Soft. Ent.	0.508	0.625	0.578	0.830
Ours with MC Dropout	0.321	0.537	0.101	0.734
MC Dropout	0.139	0.428	-0.128	0.678
Ours with Soft. Dis	0.511	0.628	0.497	0.861
Soft. Dis.	0.478	0.619	0.502	0.797

TABLE VIII: Generalization: Our models vs. selected uncertainty inputs for semantic segmentation’s failure prediction on two other datasets: Wilddash and Dark Zurich.

based attention neural network to perform a weighted sum of task uncertainties to approximate the task prediction failure. Our approach is more accurate in detecting semantic and depth prediction errors, compared with various uncertainty estimation methods. Additionally, our thorough experimental evaluation also proves its ability to further improve the performance by increasing the attention map resolution, as well as by including in extra correlated visual tasks. Finally, we observe that the multi-task setup allows for better generalization to environments with a larger distribution mismatch to that of the training set. We believe our framework shows the potential capability to be applied on various autonomous mobile robots with multi-task visual modules, such as safety in autonomous driving.

REFERENCES

- [1] S. Grigorescu, B. Trasnea, T. Cocias, and G. Macesanu, “A survey of deep learning techniques for autonomous driving,” *Journal of Field*

- Robotics*, vol. 37, no. 3, p. 362–386, Apr 2020. [Online]. Available: <http://dx.doi.org/10.1002/rob.21918>
- [2] C. Cadena, L. Carlone, H. Carrillo, Y. Latif, D. Scaramuzza, J. Neira, I. Reid, and J. J. Leonard, “Past, present, and future of simultaneous localization and mapping: Toward the robust-perception age,” *IEEE Transactions on Robotics*, vol. 32, no. 6, pp. 1309–1332, 2016.
 - [3] S. Garg, N. Sünderhauf, F. Dayoub, D. Morrison, A. Cosgun, G. Carneiro, Q. Wu, T.-J. Chin, I. Reid, S. Gould, and et al., “Semantics for robotic mapping, perception and interaction: A survey,” *Foundations and Trends® in Robotics*, vol. 8, no. 1–2, p. 1–224, 2020. [Online]. Available: <http://dx.doi.org/10.1561/23000000059>
 - [4] S. Bulusu, B. Kaikhura, B. Li, P. K. Varshney, and D. Song, “Anomalous example detection in deep learning: A survey,” *IEEE Access*, vol. 8, pp. 132 330–132 347, 2020.
 - [5] C. Godard, O. Mac Aodha, and G. J. Brostow, “Unsupervised monocular depth estimation with left-right consistency,” in *Proceedings of the IEEE Conference on Computer Vision and Pattern Recognition*, 2017, pp. 270–279.
 - [6] C. Godard, O. M. Aodha, M. Firman, and G. Brostow, “Digging into self-supervised monocular depth estimation,” in *2019 IEEE/CVF International Conference on Computer Vision (ICCV)*, 2019, pp. 3827–3837.
 - [7] Y. Zhu, K. Sapra, F. Reda, K. J. Shih, S. Newsam, A. Tao, and B. Catanzaro, “Improving semantic segmentation via video propagation and label relaxation,” *2019 IEEE/CVF Conference on Computer Vision and Pattern Recognition (CVPR)*, pp. 8848–8857, 2019.
 - [8] Y. Gal, “Uncertainty in deep learning,” Ph.D. dissertation, University of Cambridge, 2016.
 - [9] A. R. Zamir, A. Sax, W. Shen, L. J. Guibas, J. Malik, and S. Savarese, “Taskonomy: Disentangling task transfer learning,” in *Proceedings of the IEEE conference on computer vision and pattern recognition*, 2018, pp. 3712–3722.
 - [10] A. R. Zamir, A. Sax, N. Cheerla, R. Suri, Z. Cao, J. Malik, and L. J. Guibas, “Robust learning through cross-task consistency,” in *Proceedings of the IEEE/CVF Conference on Computer Vision and Pattern Recognition (CVPR)*, June 2020.
 - [11] D. Hendrycks and K. Gimpel, “A baseline for detecting misclassified and out-of-distribution examples in neural networks,” *arXiv preprint arXiv:1610.02136*, 2016.
 - [12] G. Di Biase, H. Blum, R. Siegwart, and C. Cadena, “Pixel-wise anomaly detection in complex driving scenes,” *IEEE/CVF Conference on Computer Vision and Pattern Recognition (CVPR)*, 2021.
 - [13] M. Cordts, M. Omran, S. Ramos, T. Rehfeld, M. Enzweiler, R. Benenson, U. Franke, S. Roth, and B. Schiele, “The cityscapes dataset for semantic urban scene understanding,” in *Proc. of the IEEE Conference on Computer Vision and Pattern Recognition (CVPR)*, 2016.
 - [14] C. Sakaridis, D. Dai, and L. Van Gool, “Map-guided curriculum domain adaptation and uncertainty-aware evaluation for semantic nighttime image segmentation,” *IEEE Transactions on Pattern Analysis and Machine Intelligence*, 2020.
 - [15] O. Zendel, K. Honauer, M. Murschitz, D. Steininger, and G. F. Dominguez, “Wilddash - creating hazard-aware benchmarks,” in *Proceedings of the European Conference on Computer Vision (ECCV)*, September 2018.
 - [16] B. Lakshminarayanan, A. Pritzel, and C. Blundell, “Simple and scalable predictive uncertainty estimation using deep ensembles,” *Neural Information Processing Systems (NeurIPS)*, 2017.
 - [17] M. Rottmann, P. Colling, T.-P. Hack, R. Chan, F. Hüger, P. Schlicht, and H. Gottschalk, “Prediction error meta classification in semantic segmentation: Detection via aggregated dispersion measures of softmax probabilities,” 2019.
 - [18] A. Kendall and Y. Gal, “What uncertainties do we need in bayesian deep learning for computer vision?” *Neural Information Processing Systems (NeurIPS)*, 2017.
 - [19] E. Ilg, O. Cicek, S. Galesso, A. Klein, O. Makansi, F. Hutter, and T. Brox, “Uncertainty estimates and multi-hypotheses networks for optical flow,” in *Proceedings of the European Conference on Computer Vision (ECCV)*, 2018, pp. 652–667.
 - [20] R. M. Neal, *Bayesian learning for neural networks*. Springer Science & Business Media, 2012, vol. 118.
 - [21] M. Poggi, F. Aleotti, F. Tosi, and S. Mattoccia, “On the uncertainty of self-supervised monocular depth estimation,” in *IEEE/CVF Conference on Computer Vision and Pattern Recognition (CVPR)*, 2020.
 - [22] D. Hendrycks, M. Mazeika, and T. Dietterich, “Deep anomaly detection with outlier exposure,” *arXiv preprint arXiv:1812.04606*, 2018.
 - [23] C. B. Kuhn, M. Hofbauer, Z. Xu, G. Petrovic, and E. Steinbach, “Pixel-wise failure prediction for semantic video segmentation,” in *2021 IEEE International Conference on Image Processing (ICIP)*. IEEE, 2021, pp. 614–618.
 - [24] Q. Marufur Rahman, N. Sünderhauf, P. Corke, and F. Dayoub, “Fsnet: A failure detection framework for semantic segmentation,” *arXiv e-prints*, pp. arXiv–2108, 2021.
 - [25] K. Lis, K. Nakka, P. Fua, and M. Salzmann, “Detecting the unexpected via image resynthesis,” in *Proceedings of the IEEE/CVF International Conference on Computer Vision*, 2019, pp. 2152–2161.
 - [26] D. Haldimann, H. Blum, R. Siegwart, and C. Cadena, “This is not what i imagined: Error detection for semantic segmentation through visual dissimilarity,” *arXiv preprint arXiv:1909.00676*, 2019.
 - [27] S. Ben-David and R. Borbely, “A notion of task relatedness yielding provable multiple-task learning guarantees,” *Machine Learning*, vol. 73, pp. 273–287, 12 2008.
 - [28] I. Kokkinos, “Ubertnet: Training a universal convolutional neural network for low-, mid-, and high-level vision using diverse datasets and limited memory,” in *2017 IEEE Conference on Computer Vision and Pattern Recognition (CVPR)*, 2017, pp. 5454–5463.
 - [29] Y. Aytar and A. Zisserman, “Tabula rasa: Model transfer for object category detection,” in *2011 international conference on computer vision*. IEEE, 2011, pp. 2252–2259.
 - [30] V. M. Patel, R. Gopalan, R. Li, and R. Chellappa, “Visual domain adaptation: A survey of recent advances,” *IEEE signal processing magazine*, vol. 32, no. 3, pp. 53–69, 2015.
 - [31] X. Wang, K. He, and A. Gupta, “Transitive invariance for self-supervised visual representation learning,” in *Proceedings of the IEEE international conference on computer vision*, 2017, pp. 1329–1338.
 - [32] A. Pentina and C. H. Lampert, “Multi-task learning with labeled and unlabeled tasks,” in *International Conference on Machine Learning*. PMLR, 2017, pp. 2807–2816.
 - [33] I. Misra, A. Shrivastava, A. Gupta, and M. Hebert, “Cross-stitch networks for multi-task learning,” in *Proceedings of the IEEE conference on computer vision and pattern recognition*, 2016, pp. 3994–4003.
 - [34] V. Guizilini, R. Hou, J. Li, R. Ambrus, and A. Gaidon, “Semantically-guided representation learning for self-supervised monocular depth,” *International Conference on Learning Representations*, 2020.
 - [35] P.-Y. Chen, A. H. Liu, Y.-C. Liu, and Y.-C. F. Wang, “Towards scene understanding: Unsupervised monocular depth estimation with semantic-aware representation,” in *Proceedings of the IEEE/CVF Conference on Computer Vision and Pattern Recognition (CVPR)*, June 2019.
 - [36] A. Vaswani, N. Shazeer, N. Parmar, J. Uszkoreit, L. Jones, A. N. Gomez, L. Kaiser, and I. Polosukhin, “Attention is all you need,” *Neural Information Processing Systems (NeurIPS)*, 2017.
 - [37] Q. Wang, D. Dai, L. Hoyer, O. Fink, and L. Van Gool, “Domain adaptive semantic segmentation with self-supervised depth estimation,” *arXiv preprint arXiv:2104.13613*, 2021.
 - [38] J. Jiao, Y. Cao, Y. Song, and R. Lau, “Look deeper into depth: Monocular depth estimation with semantic booster and attention-driven loss,” in *Proceedings of the European conference on computer vision (ECCV)*, 2018, pp. 53–69.
 - [39] A. Kendall, Y. Gal, and R. Cipolla, “Multi-task learning using uncertainty to weigh losses for scene geometry and semantics,” in *Proceedings of the IEEE conference on computer vision and pattern recognition*, 2018, pp. 7482–7491.
 - [40] T. Standley, A. Zamir, D. Chen, L. Guibas, J. Malik, and S. Savarese, “Which tasks should be learned together in multi-task learning?” in *Proceedings of the 37th International Conference on Machine Learning*, ser. Proceedings of Machine Learning Research, H. D. III and A. Singh, Eds., vol. 119. PMLR, 13–18 Jul 2020, pp. 9120–9132. [Online]. Available: <https://proceedings.mlr.press/v119/standley20a.html>
 - [41] K. He, X. Zhang, S. Ren, and J. Sun, “Deep residual learning for image recognition,” in *2016 IEEE Conference on Computer Vision and Pattern Recognition (CVPR)*, 2016, pp. 770–778.
 - [42] M. Sandler, A. Howard, M. Zhu, A. Zhmoginov, and L.-C. Chen, “Mobilenetv2: Inverted residuals and linear bottlenecks,” in *2018 IEEE/CVF Conference on Computer Vision and Pattern Recognition*, 2018, pp. 4510–4520.
 - [43] Y. Gal and Z. Ghahramani, “Dropout as a bayesian approximation: Representing model uncertainty in deep learning,” *Proceedings of The 33rd International Conference on Machine Learning*, 06 2015.

- [44] W. Yin, Y. Liu, C. Shen, and Y. Yan, "Enforcing geometric constraints of virtual normal for depth prediction," in *2019 IEEE/CVF International Conference on Computer Vision (ICCV)*, 2019, pp. 5683–5692.
- [45] R. Mohan and A. Valada, "Efficientps: Efficient panoptic segmentation," *International Journal of Computer Vision (IJCV)*, vol. 129, pp. 1551 – 1579, 2021.
- [46] K. He, G. Gkioxari, P. Dollár, and R. Girshick, "Mask r-cnn," in *2017 IEEE International Conference on Computer Vision (ICCV)*, 2017, pp. 2980–2988.
- [47] C. Sakaridis, D. Dai, and L. Van Gool, "Semantic foggy scene understanding with synthetic data," *International Journal of Computer Vision*, vol. 126, no. 9, pp. 973–992, Sep 2018. [Online]. Available: <https://doi.org/10.1007/s11263-018-1072-8>
- [48] L. Di Stefano, S. Mattoccia, and F. Tombari, "Zncc-based template matching using bounded partial correlation," *Pattern Recognition Letters*, vol. 26, no. 14, pp. 2129–2134, 2005. [Online]. Available: <https://www.sciencedirect.com/science/article/pii/S0167865505000905>