
ON THE IMPORTANCE OF FIRTH BIAS REDUCTION IN FEW-SHOT CLASSIFICATION

A PREPRINT

Saba Ghaffari*

Department of Computer Science
University of Illinois Urbana-Champaign
Urbana, IL 61801
sabag2@illinois.edu

Ehsan Saleh*

Department of Computer Science
University of Illinois Urbana-Champaign
Urbana, IL 61801
ehsans2@illinois.edu

David Forsyth

Department of Computer Science
University of Illinois Urbana-Champaign
Urbana, IL 61801
daf@illinois.edu

Yu-xiong Wang

Department of Computer Science
University of Illinois Urbana-Champaign
Urbana, IL 61801
yxw@illinois.edu

October 7, 2021

ABSTRACT

Learning accurate classifiers for novel categories from very few examples, known as few-shot image classification, is a challenging task in statistical machine learning and computer vision. The performance in few-shot classification suffers from the bias in the estimation of classifier parameters; however, an effective underlying bias reduction technique that could alleviate this issue in training few-shot classifiers has been overlooked. In this work, we demonstrate the effectiveness of Firth bias reduction in few-shot classification. Theoretically, Firth bias reduction removes the first order term $O(N^{-1})$ from the small-sample bias of the Maximum Likelihood Estimator. Here we show that the general Firth bias reduction technique simplifies to encouraging uniform class assignment probabilities for multinomial logistic classification, and almost has the same effect in cosine classifiers. We derive the optimization objective for Firth penalized multinomial logistic and cosine classifiers, and empirically evaluate that it is *consistently effective across the board* for few-shot image classification, regardless of (1) the feature representations from different backbones, (2) the number of samples per class, and (3) the number of classes. Finally, we show the robustness of Firth bias reduction, in the case of imbalanced data distribution. Our implementation is available at https://github.com/ehsansaleh/firth_bias_reduction.

1 Introduction

Few-shot image classification is the practice of learning accurate classifiers using a small number of labeled samples [23, 81, 71, 80, 24]. It has a wide range of applications from face and gesture recognition [56] to visual navigation in robotics [24]. Essentially, modern few-shot classification methods can be viewed as a combination of learning (1) a strong feature representation through a backbone network (e.g., Verma et al. [79], Tian et al. [76], Gidaris et al. [29]), and (2) an accurate small-sample classifier (e.g., Chen et al. [11], Wang and Hebert [82]). Therefore, two key questions arise in few-shot image classification: (1) *How can we obtain a strong feature representation?* and (2) *How can we train accurate classifiers using a small number of samples?* There have been many existing methods addressing the former question using a host of different techniques [71, 65, 79, 46]. Here we focus on the less-explored second question. For our purposes, we will use standard feature representations and methods for training the backbone model for few-shot classification. That still leaves us with a severe classifier problem than most people realize.

*The first two authors contributed equally.

There is a substantial difficulty with training a classifier using a small number of samples. In particular, with very few samples, standard classification machinery is biased. In other words, although the Maximum Likelihood Estimators (MLEs) are statistically consistent and asymptotically normal [22], it is well-established that **MLEs are biased** for a small number of N samples, with bias of $O(N^{-1})$ [26, 85, 9, 15]. Since common logistic regression models are a type of MLEs, they are also *biased* [67, 72, 13, 26]. Such biases increase the error rate of the few-shot trained classifiers, and so are important in few-shot learning.

In fact, there is a standard solution for bias prevention by modifying the ordinary MLEs – known as **Firth’s Penalized Maximum Likelihood Estimator (PMLE)** [26]. In the case of the exponential family of distributions, Firth has a simplified form that penalizes the likelihood by Jeffrey’s invariant prior [26, 58], which is proportional to the determinant of the Fisher Information Matrix F . For logistic and cosine classifiers [11] which are widely used in few-shot classification, since they belong to the exponential family, Firth bias reduction can be further cast as adding a log-determinant penalty ($\log(\det(F))$) to the cross-entropy loss. While such standard strategies can control the bias in classifiers trained with very few samples, they have not been utilized in few-shot image classification tasks.

In this paper, we show that using Firth bias reduction produces *reliable improvements in a wide range of circumstances*. We achieve this by deriving a simplified yet effective Firth formulation that penalizes the KL-divergence between the predicted distribution and the uniform distribution of classes, for both *multinomial* logistic regression models and cosine classifiers. Note that common regularization techniques (such as L2-regularization and label smoothing [74]) cannot reduce the estimation bias of *classifier weights in small-sample regimes* [44] as Firth’s penalty does; these regularization techniques are mainly used to control model complexity of deep neural networks for training *feature extractor backbones in large-sample regimes*.

More concretely, our results indicate that the improvements produced by Firth bias reduction for few-shot image classification tasks are *consistent* across the board (1) on a wide range of feature representations, (2) with both balanced and imbalanced data distributions, (3) for both single-layer and multi-layer classifiers, (4) for both logistic regression and cosine classifiers, and (5) over multiple datasets and problems. Importantly, we found that Firth bias reduction consistently yields *statistically significant and positive improvements*, and we did not observe any performance penalty for utilizing Firth bias reduction. Such improvements are on the order of 0.5-2.5% and up to 3% in challenging few-shot classification tasks with a large number of classes.

Our main contributions include (1) deriving a *generalized* expression for Firth bias reduction in few-shot *multinomial* logistic regression models, and providing geometrical insight into its effect on the classification probabilities space; (2) evaluating the efficacy of the Firth penalized multinomial logistic model in few-shot scenarios, both with balanced and imbalanced data distributions; (3) showing that Firth bias reduction can be extended beyond typical logistic regression models, and can be successfully adopted in cosine classifiers, and (4) providing an empirical comparison of Firth bias reduction to common regularization techniques, such as L2-regularization and label smoothing.

2 Background

Mathematical Notations: In this work, we assume a multinomial logistic regression model for the classifier, with a total of $J + 1$ classes $\{0, 1, 2, \dots, J\}$. The logistic regression weights for class j is denoted as β_j ($1 \leq j \leq J$). The class $j = 0$ is the base class with zero logistic regression weights. We assume to have a total number of N samples $\mathcal{D} = \{(x_1, y_1), \dots, (x_N, y_N)\}$. The i^{th} target y_i is the one-hot encoding of the i^{th} label. The assignment probability of the i^{th} sample to class j is denoted as $P_{i,j}$:

$$P_{i,j} := \Pr(y = j|x_i) = \frac{e^{\beta_j^T x}}{1 + \sum_{j=1}^J e^{\beta_j^T x}}. \quad (1)$$

The likelihood of the sample set \mathcal{D} given the weights β is denoted as $\Pr(y|x; \beta)$:

$$\Pr(y|x; \beta) = \prod_{i=1}^N \sum_{j=1}^J \mathbf{1}[y_i = j] \cdot P_{i,j}, \quad (2)$$

where $\mathbf{1}[\cdot]$ denotes the binary indicator function. We may abuse the notation and use $\Pr(y|x)$ instead of $\Pr(y|x; \beta)$ in the derivation processes. Therefore, the logistic log-likelihood function $\mathcal{L}_{\text{logistic}}$ is defined as

$$\mathcal{L}_{\text{logistic}} := \sum_{i=1}^N \sum_{j=0}^J \mathbf{1}[y_i = j] \cdot \log(P_{i,j}). \quad (3)$$

The Fisher Information Matrix (FIM) is defined as the Hessian of the negative log-likelihood function $\mathcal{L}_{\text{logistic}}$:

$$F := -\text{Hess}_{\beta}(\mathcal{L}_{\text{logistic}}) = \mathbb{E}_y[\nabla_{\beta}\mathcal{L}_{\text{logistic}} \cdot \nabla_{\beta}\mathcal{L}_{\text{logistic}}^{\top}]. \quad (4)$$

The Maximum Likelihood Estimator (MLE) for logistic regression is defined as

$$\hat{\beta}_{\text{MLE}} := \arg \max_{\beta} \Pr(y|x; \beta). \quad (5)$$

The dimension of the feature space is denoted as d in the derivations. The data matrix X_D is given as

$$X_D := [x_1 \ x_2 \ \cdots \ x_N]_{d \times N} \quad (6)$$

Also, $X := X_D \otimes I_J$ where the \otimes operator denotes the Kronecker matrix product, and the J -dimensional identity matrix is denoted as I_J . $U_{[a,b]}$ denotes the (discrete) uniform distribution in the $[a, b]$ interval. The cross-entropy and the KL-divergence of distributions p, q are defined as

$$\begin{aligned} \text{CE}(p||q) &:= - \sum_x p(x) \cdot \log(q(x)), \\ D_{\text{KL}}(p||q) &:= \sum_x p(x) \cdot \log\left(\frac{p(x)}{q(x)}\right). \end{aligned} \quad (7)$$

Table A1 of the Appendix summarizes these notations.

Small-Sample Bias of MLE: Assume β^* is the true generative parameter. When the sample size N is small, it is shown that the MLE bias $b(\hat{\beta}_{\text{MLE}}) := \mathbb{E}[\hat{\beta}_{\text{MLE}} - \beta^*]$ is non-zero and of $O(N^{-1})$ [15]. Therefore, while MLE is unbiased as $N \rightarrow \infty$, it is inaccurate for few-shot learning.

Firth Bias Reduction for MLE: Firth’s Penalized Maximum Likelihood Estimator (PMLE) [26] is a modification to the ordinary MLE, which removes the $O(N^{-1})$ term from the small-sample bias. In particular, **Firth has a simplified form for the exponential family**. When $\Pr(y|\beta, x)$ belongs to the exponential family of distributions, the effect is to penalize the likelihood by Jeffrey’s invariant prior [58], which is proportional to $\det(F)$. Logistic and cosine classifiers [11] – the widely-used classification models in few-shot learning – belong to the exponential family; so for them, Firth bias reduction simplifies to adding a penalty ($\log(\det(F))$) to the cross-entropy loss. In what follows, we will derive a further simplified yet effective Firth formulation for logistic and cosine classifiers, which is computationally more efficient, deals with the case when $\det(F) = 0$, and generalizes to multinomial distributions.

3 Firth Bias Reduction in Logistic and Cosine Classifiers

In logistic models, the penalized likelihood function proposed by Firth is equivalent to imposing Jeffrey’s prior [58] on the parameters and making an MAP estimate. In particular, Firth bias reduction encourages models with “large” F by multiplying the likelihood by $\det(F)$. This penalty degenerates when $\det(F) = 0$. We work in the highest dimensional subspace where F has full rank, and use $\det(A|r)$ to denote the product of all r non-zero eigenvalues of A , obtaining

$$\Pr(\beta|x, y) = \frac{1}{Z} \cdot \Pr(y|x; \beta) \cdot \det(F|r)^{1/2}, \quad (8)$$

where Z is a normalization constant and $\det(F|r)^{1/2}$ is the Jeffrey’s prior. Taking the log of both sides yields the log-posterior as a sum of the logistic log-likelihood function and the Firth bias reduction term:

$$\mathcal{L} := \log(\Pr(\beta|x, y)) = \mathcal{L}_{\text{logistic}} + \mathcal{L}_{\text{Firth}}, \quad (9)$$

where we have

$$\mathcal{L}_{\text{Firth}} := \frac{\lambda}{2} \log(\det(F|r)) + \text{c.t.e.} \quad (10)$$

The definition of $\mathcal{L}_{\text{Firth}}$ was left ambiguous up to a constant w.r.t. β to facilitate the Firth bias reduction term’s interpretation and avoid the definition of similar terms. We then apply a series of derivation steps to simplify Equation (10), which are left to Section A of the Appendix. Finally, the Firth bias reduction term can be expressed as

$$\begin{aligned} \mathcal{L}_{\text{Firth}} &= \lambda \cdot \frac{1}{N} \sum_{i=1}^N \left[\sum_{j=0}^J \left(x_i^{\top} \beta_j - \log \sum_{j'=0}^J e^{x_i^{\top} \beta_{j'}} \right) \right] \\ &= \lambda \cdot \frac{1}{N} \sum_{i=1}^N \left[\sum_{j=0}^J \log(\mathbf{P}_{i,j}) \right]. \end{aligned} \quad (11)$$

For the cosine classifier, the proof that $\log(\det(F))$ simplifies to Equation (11) involves straightforward manipulation of the proof for the logistic classifier, and is left to Section B of the appendix. The normalization of the β_j weights in the cosine classifier turns into a pure scale term in the optimization, and for a cosine classifier, scaling of the β_j weights does not affect predictions. Therefore, this term should be ignored, and the bias reduction term effectively becomes the same as Equation (11).

Interpreting the Firth Bias Reduction for Logistic Models: It is well known that Jeffery’s prior shrinks the parameter estimates towards zero which is equivalent to encouraging uniform class assignment probabilities [26, 10]. We take an alternative approach to reach the same conclusion in the following. By re-arranging Equation (11), one can see the $\sum_{j=0}^J \log(P_{i,j})$ term as a scaled average over a uniform distribution of classes:

$$\begin{aligned} \mathcal{L}_{\text{Firth}} &\propto \frac{1}{N} \sum_{i=1}^N \left[\sum_{j=0}^J \frac{1}{J+1} \cdot \log(P_{i,j}) \right] \\ &= \frac{-1}{N} \sum_{i=1}^N \left[\text{CE}(U_{[0,J]} \| P_i) \right]. \end{aligned} \quad (12)$$

Therefore, we can abuse the notation, and re-define the coefficient λ and the constant to have

$$\mathcal{L}_{\text{Firth}} = \lambda \cdot \frac{-1}{N} \sum_{i=1}^N D_{\text{KL}}(U_{[0,J]} \| P_i) + \text{c.t.e.} \quad (13)$$

This means that by dropping the constants, the optimization objective \mathcal{L} can be rewritten as

$$\mathcal{L} = \frac{-1}{N} \sum_{i=1}^N \left[D_{\text{KL}}(\mathbf{y}_i \| P_i) + \lambda \cdot D_{\text{KL}}(U_{[0,J]} \| P_i) \right]. \quad (14)$$

Since the KL-divergence and the FIM define an information geometry and a Riemannian metric on probabilistic measure spaces [52], a geometrical insight into Equation (14) is provided in Figure A5 as well.

Firth Bias Reduction vs. Common Regularization: While this insight brings Firth bias reduction closer to the common regularization techniques (e.g., L2-regularization), it is worth noting that (1) common regularization techniques mainly focus on controlling model complexity, instead of reducing small-sample estimation bias; (2) Firth bias reduction operates on a much lower-dimensional target distribution space unlike L2 which operates in the high-dimensional parameter space; (3) Firth uses the same kind of metric as the logistic loss; and (4) Firth bias reduction is dimensionally consistent like the Natural Gradients [2, 54], whereas L2 is not.

Firth Bias Reduction vs. Label Smoothing: Notice that the original form of label smoothing used for training in large-sample regimes [74] has the same formulation as the simplified Firth penalty term in Equation (13) for *multinomial logistic classifiers*. However, Firth bias reduction is inherently different in that it reduces the classifier estimation bias in the small-sample regimes, whereas label smoothing penalizes over-confident predictions when training deep neural networks with large amounts of samples. Generally, the Firth bias reduction term (i.e., $\log(\det(F))$) is not the same as the label smoothing penalty (i.e., $D_{\text{KL}}(U \| P_i)$) for deep neural networks. Additional analysis and empirical comparisons are provided in Section 4.4 and Section E of the Appendix.

4 Experimental Results

Here we show that for a wide range of experiments, Firth bias reduction is a reliable source of small yet useful improvements in the performance. Since we report improvements for a wide range of methods and settings, the absolute accuracy improvements were reported. These absolute improvements sometimes contribute significantly to the overall accuracy in terms of relative importance.

Datasets: We perform experiments on three widely-used and publicly available benchmarks: mini-ImageNet [80], CIFAR-FS [8], and tiered-ImageNet [64]. Each dataset consists of non-overlapping base, validation, and novel classes. The detailed class splits are described in Section C of the Appendix. Following the standard practice [11], we train feature backbones on base classes, cross-validate bias reduction coefficients on validation classes, and train classifiers and measure test accuracy over multiple trials on novel classes.

Setups and Implementation Details: Our experiments fall into two main categories: (1) the standard ResNet [32] feature experiments for logistic classifiers, and (2) more powerful, state-of-the-art WideResNet [89] features trained

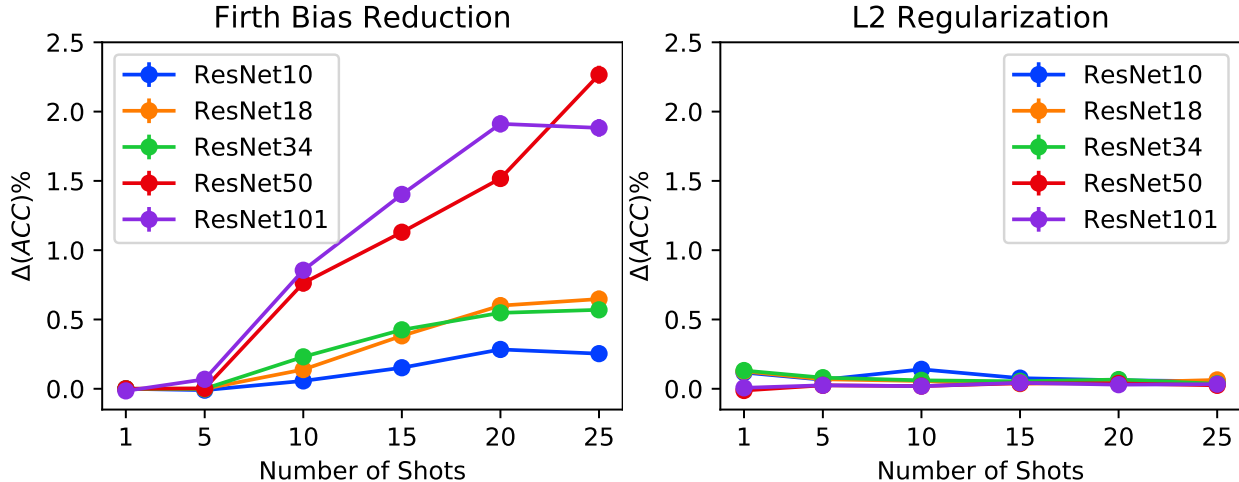


Figure 1: **Firth bias reduction produces statistically significant improvements over a wide range of backbone architectures and number of shots, whereas the common L2-regularization cannot.** Firth bias reduction (left) delivers a novel class accuracy improvement over the baseline classifier with an order of around 0.5-2.5%. By contrast, L2-regularization (right) is mostly statistically insignificant in the same few-shot setting. **16-way** logistic classification on the mini-ImageNet dataset was conducted in this experiment, with over **400 randomized and matching trials** for each combination of method, backbone, and number of samples and the confidence intervals are covered by the blobs. The same experiments were repeated with a 3-layer classifier instead of a single-layer classifier in Figure A4 of the Appendix and show similar results.

with strong regularization techniques (manifold mixup) and additional self-supervision [46], or further calibrated via feature transformations [70], for logistic and cosine classifiers. For the first category of experiments, we averaged our results over 400 random trials for both methods. An array of 5 different ResNet architectures with varying depths were used in this category: ResNet10, 18, 34, 50, and 101. The mini-ImageNet dataset was used for these experiments, and 16-way classification was performed on both the validation and novel classes. For this purpose, 16 out of 20 novel classes were chosen at random once and fixed for all the evaluations. We split the validation and novel classes into 90% training and 10% held-out for accuracy evaluation. The imbalanced data settings were chosen to either have 7.5 or 15 average number of shots per class. For the second category of experiments, we used the WideResNet-28-10 pre-trained feature backbones from Mangla et al. [46], Shuo et al. [70]. These experiments were conducted on all three benchmarks, and each hyper-parameter configuration was averaged over 10,000 random trials. Additional details and hyper-parameters are left to Section C of the Appendix.

Baselines and Evaluation Metric: Non-penalized classifiers are used as the baseline in all the experiments to compare against Firth bias reduction and L2-regularization. *Absolute* accuracy improvements over the baseline averaged across multiple trials are used as the evaluation metric in all the experiments. *Relative* accuracy improvements are also shown in the Appendix, which demonstrate similar behaviors.

Statistical Significance and Reducing the Effect of Randomized Factors: Our study investigates improvements over the baseline. Random effects (random number seed; batch ordering; parameter initialization; and so on) complicate the study by creating variance in the measured improvement. We used a matching procedure (so that the baseline and the Firth penalized models share the same values of all random effects) to control this variance. As long as one does not search for random effects that yield a good improvement (we did not), this yields an unbiased estimate of the improvement. Each experiment is repeated multiple times to obtain confidence intervals. Note that (a) confidence intervals are small; and (b) improvements occur over a large range of feature backbones and datasets. It is safe to conclude that Firth bias reduction reliably offers a small but useful improvement in accuracy for few-shot classifiers.

Summary of Results: Section 4.1 shows the efficacy of Firth bias reduction on standard feature backbones (ResNets with varying depth) and single-layer logistic classifiers. Section 4.2 shows and argues that Firth bias reduction outperforms L2-regularization on few-shot classification tasks. Next, we investigate the driving factor in Firth’s improvement in Section 4.3, and show evidence for the efficacy of Firth’s bias suppression property. We also show that Firth bias reduction can be effectively, and without any modifications, applied to imbalanced data distribution settings. Section 4.4 compares Firth bias reduction against label smoothing variants, and shows that Firth outperforms label smoothing. In Section 4.5 we show that Firth bias reduction can also be applied to modern few-shot methods with advanced feature backbones (i.e., WideResNet trained with strong regularization [46]) and cosine classifiers. Finally,

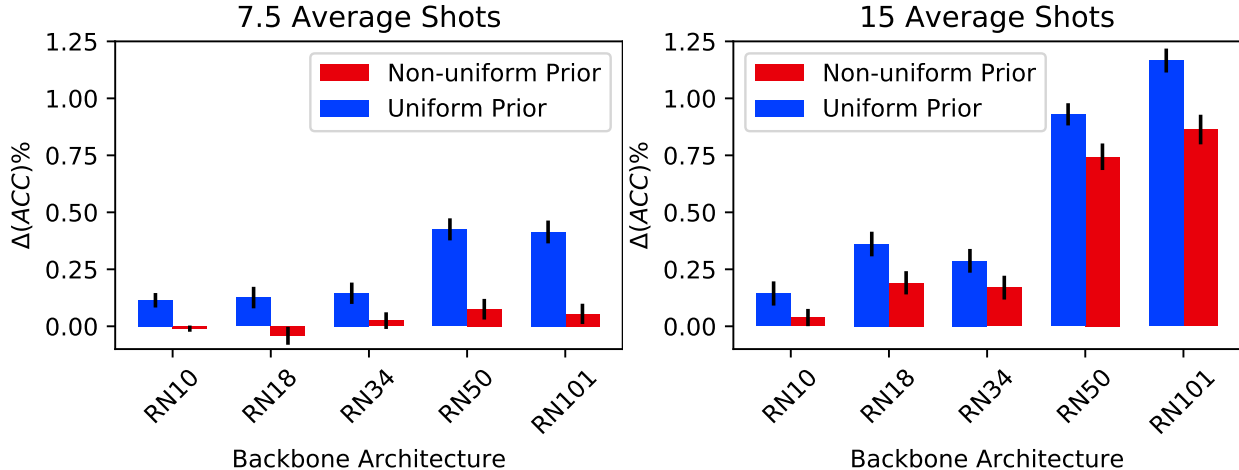


Figure 2: **Penalizing KL to the true imbalanced class distribution is worse than using the Firth bias reduction (i.e., penalizing the KL divergence to the uniform class distribution).** The accuracy improvement is compared (1) when $D_{\text{KL}}(U||P_i)$ is penalized (i.e., the blue bars with the uniform prior label) vs. (2) when the KL divergence to the true imbalanced class distribution A (i.e., $D_{\text{KL}}(A||P_i)$) is penalized (i.e., the red bars with the non-uniform prior label). The left and right plots use a class distribution with an average of 7.5 and 15 shots, respectively. The range of shots vary from 2- to 16-shots in the left plot, and from 1- to 29-shots in the right plot. The difference of accuracy improvements between the uniform and the non-uniform priors is more striking for the 7.5-average-shot case, which suffers from a greater deal of estimation bias than the 15-average-shot scenario. **This shows that (1) the improvements of Firth bias reduction are driven by its bias suppression property, and are not a mere consequence of imposing a uniform class prior; and (2) Firth bias reduction can be safely used with highly imbalanced data.** The same experiments were repeated with a 3-layer instead of a single-layer classifier in Figure A6 of the Appendix.

Section 4.6 demonstrates that Firth bias reduction produces reliable improvements over the state-of-the-art feature calibration method [70]. Our collective results clearly indicate a consistent pattern of improvements over a large array of (1) feature representations, (2) datasets, (3) classification ways, (4) number of shots, (5) types of classifiers, and (6) with both balanced and imbalanced data distributions.

4.1 Firth Bias Reduction Improves Few-shot Classification Accuracy of Logistic Classifiers

Figure 1 summarizes the results. For all the k -shot tasks and backbones, the average absolute test accuracy improvement is significant and it increases as k increases. Also, Firth bias reduction does not hurt the 1 and 5-shot performance, with slight improvements for some backbones.

4.2 L2-Regularization is not as Effective as Firth bias reduction in Few-shot Classification

To explore whether the performance improvement pattern for Firth bias reduction can be reproduced by common regularization techniques such as L2, the same experiments were repeated with L2-regularized logistic classifiers. For almost all the k -shot tasks and feature backbones, the average absolute test accuracy improvement is close to zero, as shown in Figure 1. This suggests that the bias reduction property of Firth plays a significant part in improving the classifier’s performance in the few-shot regime which cannot be achieved by L2- regularization.

4.3 Bias or Prior?

Firth bias reduction clearly helps. It may be doing so because it is an effective way of suppressing bias. Alternatively, the prior information might be helping. This section offers evidence that bias suppression is what is important. We consider data where the class frequencies are unbalanced. We apply a variant of Firth bias reduction that uses exact class prior frequencies to this data. This variant is not as successful as routine Firth bias reduction, suggesting that bias correction, not prior information, is what is important.

It is relatively common to have good estimates of class frequencies, but few examples for any class. For example, a biologist might wish to detect animals in camera-trap images. Relative frequencies are easily established (more predators than prey), but example images may be hard to find. One might consider replacing the uniform distribution in the Firth

prior with a class probability distribution. That is, replacing $\mathcal{L}_{\text{Firth}} = -\lambda \cdot \text{CE}(U_{[0,J]} \| P_i)$ by $\mathcal{L}_{\text{Firth}} = -\lambda \cdot \text{CE}(A \| P_i)$, when training a Firth penalized few-shot logistic classifier. The main question is (1) whether such a replacement is necessary for Firth bias reduction to work in this example, and (2) whether this prior is responsible for any gained improvements.

To test this we designed two schemes to generate imbalanced datasets. These schemes differ in the imbalanced count vectors used to create the few-shot dataset in validation and novel splits. The increments in the counts per class were designed to result in two different average counts of 7.5 (scheme 1), and 15 (scheme 2) over the classes (experimental details are left to Section C of the Appendix). For each scheme, the experiments were carried out similar to the “balanced few-shot” case on mini-ImageNet, except that in each trial three classifiers, (1) baseline (not penalized), (2) Firth penalized (KL with the uniform prior), and (3) modified Firth penalized (KL with the real prior) were trained. In both schemes, the improvement achieved by the Firth penalized classifier is *higher* than that of the modified Firth penalized classifier over the baseline for all backbones, as shown in Figure 2. The difference between the two improvements is more substantial in scheme 1, where the average of samples per class is less than scheme 2. This implies that the KL divergence to the uniform class probabilities in a Firth penalized classifier is indeed reducing the bias and should not be naively considered as if a prior is simply defined over the class assignment probabilities.

4.4 Firth Bias Reduction Improves Over Label Smoothing

Even though the original version of label smoothing [74] has the same formulation as the Firth bias reduction term in Equation (14), there is a family of label smoothing techniques that aim to reduce overfitting and over-confident predictions [55]. Namely, the confidence penalty (i.e., regularizing $D_{\text{KL}}(U \| P_i)$) and unigram label smoothing (i.e., regularizing the KL-divergence with class priors) are two label smoothing variants, which are shown to outperform the original label-smoothing when training complex networks with large amounts of samples Pereyra et al. [55]. Figure 2 shows that Firth bias reduction outperforms unigram label smoothing, and Table A3 of the Appendix shows that Firth bias reduction yields better results than applying confidence penalties and entropy regularization. This further suggests that the improvements obtained by Firth are the result of its bias reduction property.

4.5 Firth Bias Reduction Improves the Performance of Cosine Classifiers

As cosine classifiers have recently proven to be useful for few-shot classification [11, 28], we investigated the impact of Firth bias reduction on them. The difference between a logistic and cosine classifier parameter space is that the parameter space of the cosine classifier is constrained to a unit sphere, therefore it is likely for the Firth bias reduction to improve cosine classifier performance as well. To test this, we based our experiments on the implementation of the S2M2_R method [46], and used their pre-trained WideResNet-28-10 [89] on the base classes as a strong feature extractor. We trained Firth penalized and non-penalized cosine classifiers on the mini-ImageNet, tiered-ImageNet, and CIFAR-FS datasets. Few-shot classifiers were trained for varying number of classes, depending on the dataset, and varying number of samples per class. We followed the same scheme as [46] to generate the k -shot support and query datasets for training and testing, respectively, in validation and novel splits.

As shown in Figure 3, in all datasets, Firth bias reduction improves the performance of 5-, and 10-shot tasks in a monotonically increasing fashion w.r.t. the number of classes. This behavior is well represented for tiered-ImageNet as increasing 5-way to 150-way classification results in more than 2.5% improvement of the average test accuracy.

In the 1-shot task, the improvement by Firth bias reduction is monotonically decreasing with the number of classes in all the datasets except tiered-ImageNet, but it does not hurt the performance. The improvement almost falls within (0.1%-0.5%), (0-0.1%), and (0-0.2%), for mini-ImageNet, CIFAR-FS, and tiered-ImageNet, respectively.

This experiment suggests that not only is Firth bias reduction effective for cosine classifiers, but it also could help with the performance even when strong features are used. This is well justified as Firth bias reduction targets the bias introduced in the classifier parameters not the features.

4.6 Comparison with Additional State-of-the-Art Method

We further applied the Firth bias reduction term to the recent state-of-the-art method in few-shot classification [86]. The results show that Firth bias reduction improves over Yang et al. [86] (Appendix Section F). This further supports the observation that Firth bias reduction yields small but reliable improvements under different methods.

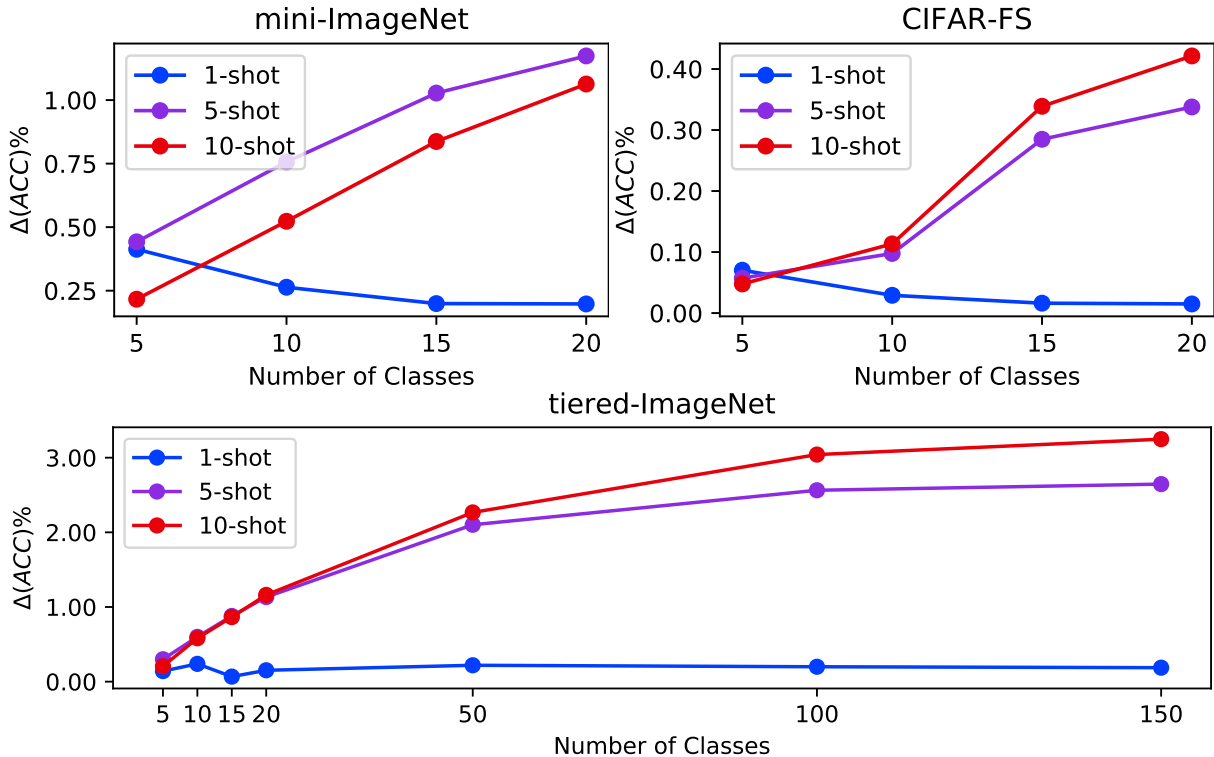


Figure 3: **Firth bias reduction consistently improves the accuracy of the cosine classifier (a better few-shot classifier) in the presence of strong backbone features regardless of (1) the type of dataset, and (2) the number of classes in few-shot classification.** For each dataset, an advanced backbone architecture (WideResNet-28-10) with strong mixup regularization and self-supervision was trained. The error bars are almost non-existent (i.e., less than 0.02%) since over 10,000 trials with **matching randomization factors** were used for obtaining each single point. **Firth bias reduction improvements are always positive, and it never hurts to use the Firth bias reduction technique.**

5 Related Work

Bias Reduction of the MLE: A myriad of statistical work has been proposed to mitigate the small-sample bias of the MLE under different settings [37, 10, 3, 34]. Originally, the asymptotic bias of MLE was shown to be of $O(N^{-1})$, with N being the sample size [26]. To counter such an estimation bias, many approaches have existed. To name a few, (1) additive penalization terms to the main logistic loss were proposed to reduce the MLE’s bias [26, 10, 30], and (2) some methods have been proposed to directly approximate and remove such a small sample bias [14]. While the latter approach may sound appealing, estimating the MLE’s bias can be impractical. For instance, in few-shot scenarios, a perfect separation of the classes may be achievable, causing the logistic MLE to be unbounded [33]. On the other hand, the penalization methods do not modify the estimated parameters directly, and instead gently push for a preference towards less biased estimates. Such penalization methods can be generally applicable to a vast array of models.

Theoretically, Firth’s PMLE reduces the bias by removing the leading $O(N^{-1})$ term from the MLE’s bias [26]; a property that does not exist in common regularization techniques such as L2-regularization. Furthermore, PMLE of the logistic model has been shown to have smaller variance than MLE as well [37, 12]. Firth’s PMLE has been well studied for binomial logistic regression [26], applied and tested against other penalization techniques in other fields [61, 62, 49].

Few-Shot Image Classification: As one of the unsolved problems in machine learning, few-shot learning [47, 23] has attracted growing interest in the deep learning era [39, 66, 82, 80, 71, 24, 31, 27, 77, 21, 48, 18, 84, 11, 19, 1, 40, 88, 43, 41, 90, 87, 17, 78, 76, 20, 86, 57, 45, 91]. Successful generalization from few training samples requires “inductive biases” or shared knowledge from related tasks [5], which is commonly acquired through transfer learning, and more recently, meta-learning [75, 68, 69, 6]. By explicitly “learning-to-learn” over a series of few-shot learning tasks (i.e., episodes), which are simulated from base classes, meta-learning exploits accumulated task-agnostic knowledge to few-shot learning problems of novel classes. Within this paradigm, various types of meta-knowledge has been explored, including (1) a generic feature embedding or metric space, in which images are easy to classify using a distance-based classifier such as cosine similarity or nearest neighbor [36, 80, 71, 73, 64, 53]; (2) a common initialization of

network parameters [24, 51, 25] or learned update rules [4, 63, 50, 42, 65]; (3) a transferable strategy to estimate model parameters based on few class examples [7, 60, 59, 28], or from an initial small dataset model [82, 83]. Some most recent work [28, 11, 76] also showed that the performance of these complex models can be matched by simple representation learning on base classes and classifier fine-tuning on novel classes.

6 Conclusion

We showed that Firth bias reduction consistently improves the accuracy across the board in few-shot classification regardless of (1) the employed feature backbone, (2) the number of classes and samples, and (3) the dataset and problem setting. Furthermore, our experiments show that Firth bias reduction can improve the performance of the cosine classifiers, and is applicable to imbalanced few-shot settings without any necessary modifications. Overall, our evaluations suggest that Firth bias reduction is a useful and general bias reduction tool that has been missing in few-shot classification, and should be incorporated in few-shot classification tasks for accuracy improvements.

7 Acknowledgement

This work utilizes resources supported by the National Science Foundation’s Major Research Instrumentation program, grant number 1725729, as well as the University of Illinois at Urbana-Champaign [35].

References

- [1] K. R. Allen, E. Shelhamer, H. Shin, and J. B. Tenenbaum. Infinite mixture prototypes for few-shot learning. In *ICML*, 2019. 8
- [2] S.-I. Amari. Natural gradient works efficiently in learning. *Neural computation*, 10(2):251–276, 1998. 4
- [3] J. Anderson and S. Richardson. Logistic discrimination and bias correction in maximum likelihood estimation. *Technometrics*, 21(1):71–78, 1979. 8
- [4] M. Andrychowicz, M. Denil, S. Gomez, M. W. Hoffman, D. Pfau, T. Schaul, B. Shillingford, and N. De Freitas. Learning to learn by gradient descent by gradient descent. In *NeurIPS*, 2016. 9
- [5] J. Baxter. A Bayesian/information theoretic model of learning to learn via multiple task sampling. *Machine Learning*, 28(1):7–39, 1997. 8
- [6] S. Bengio, Y. Bengio, J. Cloutier, and J. Gecsei. On the optimization of a synaptic learning rule. In *Preprints Conf. Optimality in Artificial and Biological Neural Networks*, 1992. 8
- [7] L. Bertinetto, J. F. Henriques, J. Valmadre, P. Torr, and A. Vedaldi. Learning feed-forward one-shot learners. In *NeurIPS*, 2016. 9
- [8] L. Bertinetto, J. F. Henriques, P. H. Torr, and A. Vedaldi. Meta-learning with differentiable closed-form solvers. In *ICLR*, 2019. 4
- [9] M. Box. Bias in nonlinear estimation. *Journal of the Royal Statistical Society: Series B (Methodological)*, 33(2): 171–190, 1971. 2
- [10] S. B. Bull, C. Mak, and C. M. Greenwood. A modified score function estimator for multinomial logistic regression in small samples. *Computational Statistics and Data Analysis*, 39(1):57–74, 2002. 4, 8
- [11] W.-Y. Chen, Y.-C. Liu, Z. Kira, Y.-C. F. Wang, and J.-B. Huang. A closer look at few-shot classification. In *ICLR*, 2019. 1, 2, 3, 4, 7, 8, 9
- [12] J. B. Copas. Binary regression models for contaminated data. *Journal of the Royal Statistical Society: Series B (Methodological)*, 50(2):225–253, 1988. 8
- [13] G. M. Cordeiro and P. McCullagh. Bias correction in generalized linear models. *Journal of the Royal Statistical Society: Series B (Methodological)*, 53(3):629–643, 1991. 2
- [14] D. R. Cox and D. V. Hinkley. *Theoretical statistics*. CRC Press, 1979. 8
- [15] D. R. Cox and E. J. Snell. A general definition of residuals. *Journal of the Royal Statistical Society. Series B (Methodological)*, 30(2):248–275, 1968. 2, 3
- [16] H. David. Matrix algebra from a statistician’s perspective, 1998. 16
- [17] G. S. Dhillon, P. Chaudhari, A. Ravichandran, and S. Soatto. A baseline for few-shot image classification. In *ICLR*, 2020. 8
- [18] M. Douze, A. Szlam, B. Hariharan, and H. Jégou. Low-shot learning with large-scale diffusion. In *CVPR*, 2018. 8
- [19] N. Dvornik, C. Schmid, and J. Mairal. Diversity with cooperation: Ensemble methods for few-shot classification. In *ICCV*, 2019. 8
- [20] N. Dvornik, C. Schmid, and J. Mairal. Selecting relevant features from a multi-domain representation for few-shot classification. In *ECCV*, 2020. 8
- [21] H. Edwards and A. Storkey. Towards a neural statistician. In *ICLR*, 2017. 8
- [22] L. Fahrmeir and H. Kaufmann. Consistency and asymptotic normality of the maximum likelihood estimator in generalized linear models. *The Annals of Statistics*, pages 342–368, 1985. 2
- [23] L. Fei-Fei, R. Fergus, and P. Perona. One-shot learning of object categories. *IEEE Transactions on Pattern Analysis and Machine Intelligence*, 28(4):594–611, 2006. 1, 8
- [24] C. Finn, P. Abbeel, and S. Levine. Model-agnostic meta-learning for fast adaptation of deep networks. In *ICML*, 2017. 1, 8, 9
- [25] C. Finn, K. Xu, and S. Levine. Probabilistic model-agnostic meta-learning. In *NeurIPS*, 2018. 9
- [26] D. Firth. Bias reduction of maximum likelihood estimates. *Biometrika*, 80(1):27–38, 1993. 2, 3, 4, 8, 14
- [27] D. George, W. LeGrach, K. Kinsky, M. Lázaro-Gredilla, C. Laan, B. Marthi, X. Lou, Z. Meng, Y. Liu, H. Wang, A. Lavin, and D. S. Phoenix. A generative vision model that trains with high data efficiency and breaks text-based CAPTCHAs. *Science*, 2017. 8

- [28] S. Gidaris and N. Komodakis. Dynamic few-shot visual learning without forgetting. In *CVPR*, 2018. 7, 9
- [29] S. Gidaris, A. Bursuc, N. Komodakis, P. Perez, and M. Cord. Boosting few-shot visual learning with self-supervision. In *ICCV*, 2019. 1
- [30] S. Greenland and M. A. Mansournia. Penalization, bias reduction, and default priors in logistic and related categorical and survival regressions. *Statistics in medicine*, 34(23):3133–3143, 2015. 8
- [31] B. Hariharan and R. Girshick. Low-shot visual recognition by shrinking and hallucinating features. In *ICCV*, 2017. 8
- [32] K. He, X. Zhang, S. Ren, and J. Sun. Deep residual learning for image recognition. In *CVPR*, 2016. 4
- [33] G. Heinze and M. Schemper. A solution to the problem of separation in logistic regression. *Statistics in medicine*, 21(16):2409–2419, 2002. 8
- [34] M. G. Kenward and J. H. Roger. Small sample inference for fixed effects from restricted maximum likelihood. *Biometrics*, pages 983–997, 1997. 8
- [35] V. Kindratenko, D. Mu, Y. Zhan, J. Maloney, S. H. Hashemi, B. Rabe, K. Xu, R. Campbell, J. Peng, and W. Gropp. Hal: Computer system for scalable deep learning. In *Practice and Experience in Advanced Research Computing*, pages 41–48. 2020. 9
- [36] G. Koch, R. Zemel, and R. Salakhutdinov. Siamese neural networks for one-shot image recognition. In *ICML Deep Learning Workshop*, 2015. 8
- [37] I. Kosmidis and D. Firth. Bias reduction in exponential family nonlinear models. *Biometrika*, 96(4):793–804, 2009. 8
- [38] A. Krizhevsky, G. Hinton, et al. Learning multiple layers of features from tiny images. 2009. 18
- [39] B. M. Lake, R. Salakhutdinov, and J. B. Tenenbaum. Human-level concept learning through probabilistic program induction. *Science*, 2015. 8
- [40] H. Li, W. Dong, X. Mei, C. Ma, F. Huang, and B.-G. Hu. LGM-Net: Learning to generate matching networks for few-shot learning. In *ICML*, 2019. 8
- [41] H. Li, D. Eigen, S. Dodge, M. Zeiler, and X. Wang. Finding task-relevant features for few-shot learning by category traversal. In *CVPR*, 2019. 8
- [42] Z. Li, F. Zhou, F. Chen, and H. Li. Meta-SGD: Learning to learn quickly for few-shot learning. *arXiv preprint arXiv:1707.09835*, 2017. 9
- [43] Y. Lifchitz, Y. Avrithis, S. Picard, and A. Bursuc. Dense classification and implanting for few-shot learning. In *CVPR*, 2019. 8
- [44] B. Liu, Y. Cao, Y. Lin, Q. Li, Z. Zhang, M. Long, and H. Hu. Negative margin matters: Understanding margin in few-shot classification. In *ECCV*, 2020. 2
- [45] L. Liu, W. Hamilton, G. Long, J. Jiang, and H. Larochelle. A universal representation transformer layer for few-shot image classification. In *ICLR*, 2021. 8
- [46] P. Mangla, N. Kumari, A. Sinha, M. Singh, B. Krishnamurthy, and V. N. Balasubramanian. Charting the right manifold: Manifold mixup for few-shot learning. In *WACV*, 2020. 1, 5, 7
- [47] E. G. Miller, N. E. Matsakis, and P. A. Viola. Learning from one example through shared densities on transforms. In *CVPR*, 2000. 8
- [48] N. Mishra, M. Rohaninejad, X. Chen, and P. Abbeel. A simple neural attentive meta-learning. In *ICLR*, 2018. 8
- [49] D. Muchlinski, D. Siroky, J. He, and M. Kocher. Comparing random forest with logistic regression for predicting class-imbalanced civil war onset data. *Political Analysis*, pages 87–103, 2016. 8
- [50] T. Munkhdalai and H. Yu. Meta networks. In *ICML*, 2017. 9
- [51] A. Nichol and J. Schulman. Reptile: A scalable metalearning algorithm. *arXiv preprint arXiv:1803.02999*, 2018. 9
- [52] F. Nielsen. An elementary introduction to information geometry. *Entropy*, 22(10):1100, 2020. 4
- [53] B. Oreshkin, P. R. López, and A. Lacoste. TADAM: Task dependent adaptive metric for improved few-shot learning. In *NeurIPS*, 2018. 8
- [54] R. Pascanu and Y. Bengio. Revisiting natural gradient for deep networks. *arXiv preprint arXiv:1301.3584*, 2013. 4

- [55] G. Pereyra, G. Tucker, J. Chorowski, L. Kaiser, and G. Hinton. Regularizing neural networks by penalizing confident output distributions. In *ICLR*, 2017. 7, 21
- [56] T. Pfister, J. Charles, and A. Zisserman. Domain-adaptive discriminative one-shot learning of gestures. In *ECCV*, 2014. 1
- [57] C. P. Phoo and B. Hariharan. Self-training for few-shot transfer across extreme task differences. In *ICLR*, 2021. 8
- [58] D. Poirier. Jeffreys’ prior for logit models. *Journal of Econometrics*, 63(2):327–339, 1994. 2, 3
- [59] H. Qi, M. Brown, and D. G. Lowe. Low-shot learning with imprinted weights. In *CVPR*, 2018. 9
- [60] S. Qiao, C. Liu, W. Shen, and A. L. Yuille. Few-shot image recognition by predicting parameters from activations. In *CVPR*, 2018. 9
- [61] M. S. Rahman and M. Sultana. Performance of firth-and logf-type penalized methods in risk prediction for small or sparse binary data. *BMC medical research methodology*, 17(1):1–15, 2017. 8
- [62] C. Rainey and K. McCaskey. Estimating logit models with small samples. *Political Science Research and Methods*, 2015. 8
- [63] S. Ravi and H. Larochelle. Optimization as a model for few-shot learning. In *ICLR*, 2017. 9
- [64] M. Ren, E. Triantafillou, S. Ravi, J. Snell, K. Swersky, J. B. Tenenbaum, H. Larochelle, and R. S. Zemel. Meta-learning for semi-supervised few-shot classification. In *ICLR*, 2018. 4, 8
- [65] A. A. Rusu, D. Rao, J. Sygnowski, O. Vinyals, R. Pascanu, S. Osindero, and R. Hadsell. Meta-learning with latent embedding optimization. In *ICLR*, 2019. 1, 9
- [66] A. Santoro, S. Bartunov, M. Botvinick, D. Wierstra, and T. Lillicrap. One-shot learning with memory-augmented neural networks. In *ICML*, 2016. 8
- [67] R. L. Schaefer. Bias correction in maximum likelihood logistic regression. *Statistics in Medicine*, 2(1):71–78, 1983. 2
- [68] J. Schmidhuber. Evolutionary principles in self-referential learning. *On learning how to learn: The meta-meta-... hook. Diploma thesis, Institut f. Informatik, Tech. Univ. Munich*, 1987. 8
- [69] J. Schmidhuber, J. Zhao, and M. Wiering. Shifting inductive bias with success-story algorithm, adaptive Levin search, and incremental self-improvement. *Machine Learning*, 28(1):105–130, 1997. 8
- [70] Y. Shuo, L. Liu, and M. Xu. Free lunch for few-shot learning: Distribution calibration. In *ICLR*, 2020. 5, 6, 20
- [71] J. Snell, K. Swersky, and R. S. Zemel. Prototypical networks for few-shot learning. In *NeurIPS*, 2017. 1, 8
- [72] E. W. Steyerberg, M. J. Eijkemans, and J. D. F. Habbema. Stepwise selection in small data sets: a simulation study of bias in logistic regression analysis. *Journal of clinical epidemiology*, 52(10):935–942, 1999. 2
- [73] F. Sung, Y. Yang, L. Zhang, T. Xiang, P. H. S. Torr, and T. M. Hospedales. Learning to compare: Relation network for few-shot learning. In *CVPR*, 2018. 8
- [74] C. Szegedy, V. Vanhoucke, S. Ioffe, J. Shlens, and Z. Wojna. Rethinking the inception architecture for computer vision. In *Proceedings of the IEEE conference on computer vision and pattern recognition*, pages 2818–2826, 2016. 2, 4, 7, 21
- [75] S. Thrun. Lifelong learning algorithms. *Learning to learn*, 8:181–209, 1998. 8
- [76] Y. Tian, Y. Wang, D. Krishnan, J. B. Tenenbaum, and P. Isola. Rethinking few-shot image classification: a good embedding is all you need? In *ECCV*, 2020. 1, 8, 9
- [77] E. Triantafillou, R. Zemel, and R. Urtasun. Few-shot learning through an information retrieval lens. In *NeurIPS*, 2017. 8
- [78] E. Triantafillou, T. Zhu, V. Dumoulin, P. Lamblin, K. Xu, R. Goroshin, C. Gelada, K. Swersky, P.-A. Manzagol, and H. Larochelle. Meta-dataset: A dataset of datasets for learning to learn from few examples. In *ICLR*, 2020. 8
- [79] V. Verma, A. Lamb, C. Beckham, A. Najafi, I. Mitliagkas, D. Lopez-Paz, and Y. Bengio. Manifold mixup: Better representations by interpolating hidden states. In *ICML*, 2019. 1
- [80] O. Vinyals, C. Blundell, T. P. Lillicrap, K. Kavukcuoglu, and D. Wierstra. Matching networks for one shot learning. In *NeurIPS*, 2016. 1, 4, 8
- [81] Y. Wang, Q. Yao, J. T. Kwok, and L. M. Ni. Generalizing from a few examples: A survey on few-shot learning. *ACM Computing Surveys (CSUR)*, 53(3):1–34, 2020. 1
- [82] Y.-X. Wang and M. Hebert. Learning to learn: Model regression networks for easy small sample learning. In *ECCV*, 2016. 1, 8, 9

- [83] Y.-X. Wang, D. Ramanan, and M. Hebert. Learning to model the tail. In *NeurIPS*, 2017. 9
- [84] Y.-X. Wang, R. Girshick, M. Hebert, and B. Hariharan. Low-shot learning from imaginary data. In *CVPR*, 2018. 8
- [85] J. Whitehead. On the bias of maximum likelihood estimation following a sequential test. *Biometrika*, 73(3): 573–581, 1986. 2
- [86] S. Yang, L. Liu, and M. Xu. Free lunch for few-shot learning: Distribution calibration. In *ICLR*, 2021. 7, 8, 22
- [87] H.-J. Ye, H. Hu, D.-C. Zhan, and F. Sha. Few-shot learning via embedding adaptation with set-to-set functions. In *CVPR*, 2020. 8
- [88] S. W. Yoon, J. Seo, and J. Moon. TapNet: Neural network augmented with task-adaptive projection for few-shot learning. In *ICML*, 2019. 8
- [89] S. Zagoruyko and N. Komodakis. Wide residual networks. In *BMVC*, 2016. 4, 7
- [90] C. Zhang, Y. Cai, G. Lin, and C. Shen. Deepemd: Few-shot image classification with differentiable earth mover’s distance and structured classifiers. In *CVPR*, 2020. 8
- [91] X. Zhang, D. Meng, H. Gouk, and T. Hospedales. Shallow bayesian meta learning for real-world few-shot recognition. *arXiv preprint arXiv:2101.02833*, 2021. 8

A Firth bias reduction for Few-Shot Multinomial Logistic Regression

Table A1 summarizes the notations used throughout the main paper and here. Given a dataset of N samples $\mathcal{D} = \{(x_1, y_1), (x_2, y_2), \dots, (x_N, y_N)\}$, the multinomial logistic model for a total of $J + 1$ classes can be formulated as

$$\log \left[\frac{\Pr(y = j | x_i)}{\Pr(y = 0 | x_i)} \right] = \beta_j^\top x_i, \quad j \in \{1, 2, \dots, J\}, \quad (\text{A15})$$

where class $j = 0$ was chosen as the base class in the log odds ratio. In other words, w.l.o.g. we assume $\beta_0 = 0$ in this formulation. Given the decision rule in Equation (A15), we can write

$$\mathbf{P}_{i,0} = \frac{1}{1 + \sum_{j'=1}^J e^{\beta_{j'}^\top x_i}}, \quad \mathbf{P}_{i,j} = \frac{e^{\beta_j^\top x_i}}{1 + \sum_{j'=1}^J e^{\beta_{j'}^\top x_i}} \quad \forall 1 \leq j \leq J. \quad (\text{A16})$$

Under this notation, the log-likelihood would be $\mathcal{L}_{\text{logistic}} = \sum_{i=1}^N \sum_{j=0}^J \mathbf{1}[y_i = j] \cdot \log(\mathbf{P}_{i,j})$.

Firth [26] has established that the bias of logistic regression can be removed by maximizing the sum of (1) the log-likelihood $\mathcal{L}_{\text{logistic}}$ and (2) the log-determinant of the Fisher Information Matrix (FIM). For our purposes, this presents some challenges: we have a few number of samples and the FIM determinant is zero. Instead, we use the product of all non-zero eigenvalues of the FIM as its “*amended determinant*”. To obtain this efficiently, we need to know the specific structure of the FIM.

It is important in what follows that the FIM can be defined as the matrix product

$$F_{(dJ) \times (dJ)} = X_{(dJ) \times (NJ)}^\top \cdot M_{(NJ) \times (NJ)} \cdot X_{(NJ) \times (dJ)}, \quad (\text{A17})$$

where M is a block-diagonal matrix whose i^{th} diagonal block is denoted as M_i . We leave the definition of X and M_i to the “*FIM Formulation for Logistic Regression*” subsection. Next, we focus on:

- *Determinant Amendment and Constant Dropping*: Generically, we show that

$$\log(\det(F|NJ)) = \sum_{i=1}^N \log(\det(M_i)) + \text{c.t.e.}, \quad (\text{A18})$$

where $\det(F|NJ)$ is an amended version of $\det(F)$.

- *Efficient Computation of $\log(\det(M_i))$* : Next, we show that

$$\log(\det(M_i)) = \sum_{j=0}^J \log(\mathbf{P}_{i,j}). \quad (\text{A19})$$

Combining these two points will lead us to the simplified Firth bias reduction objective:

$$\mathcal{L}_{\text{Firth}} = \lambda \cdot \frac{1}{N} \sum_{i=1}^N \sum_{j=0}^J \log(\mathbf{P}_{i,j}). \quad (\text{A20})$$

Determinant Amendment and Constant Dropping: Having $F = X^\top \cdot M \cdot X$ prompts us to utilize the SVD of X as

$$X_{NJ \times dJ} = U_{NJ \times NJ} \cdot S_{NJ \times dJ} \cdot V_{dJ \times dJ}^\top. \quad (\text{A21})$$

Therefore, the FIM can be written as $F = V \cdot (S^\top \cdot K \cdot S) \cdot V^\top$, where $K := U^\top \cdot M \cdot U$. Since V and U are rotation matrices, we can write $\det(F) = \det(S^\top \cdot K \cdot S)$, and

$$\det(K) = \det(M) = \prod_{i=1}^N \det(M_i). \quad (\text{A22})$$

As we have $d > N$ for most few-shot tasks, the matrix S can be viewed in the following form:

$$S_{NJ \times dJ} = \begin{bmatrix} \hat{S}_{NJ \times NJ} & 0 \end{bmatrix}, \quad (\text{A23})$$

Notation	Description
$J + 1$	Total Number of Classes in Multinomial Logistic Regression
β_j	The Logistic Regression Weights for Class j ($j \in \{1, 2, \dots, J\}$)
$P_{i,j}$	Classification Probability of Sample i Belonging to Class j
P_i	The i^{th} Sample’s Soft Classification Probabilities
N	Number of Samples
$\mathcal{D} = \{(x_i, y_i)\}_{i=1}^N$	Logistic Regression Samples Dataset
y_i	The One-Hot Encoding of the Label y_i
$\mathbf{1}[a = b]$	The Binary Indicator Function (i.e., 1 when $a = b$ and 0 otherwise)
F	The Fisher Information Matrix
d	Dimension of the Features
I_J	The $J \times J$ Identity Matrix
$A \otimes B$	The Kronecker Product of Matrix A by Matrix B
$\mathbf{1}_{r \times c}$	The All Ones Matrix with r Rows and c Columns by Matrix B
$\hat{\beta}_{\text{MLE}}$	The Maximum Likelihood Estimator (MLE)
$\mathcal{L}_{\text{logistic}}$	The Logistic Log-Likelihood Function
$\mathcal{L}_{\text{Firth}}$	The Firth Bias Reduction Function
λ	The Firth Bias Reduction Coefficient
$\text{CE}(p q)$	The Cross-Entropy of p and q (See Equation (7) of the main paper)
$D_{\text{KL}}(p q)$	The KL Divergence of p and q (See Equation (7) of the main paper)
$U_{[0,J]}$	The Uniform Class Assignment Probabilities
$\det(A r)$	The Amended Determinant of the Degenerate Matrix A with at most r Non-zero Eigenvalues (See Section A of the Appendix).

Table A1: The mathematical notations used throughout the paper.

where \hat{S} is a diagonal square matrix. Since $\hat{S}^\top = \hat{S}$, we have

$$S^\top \cdot K \cdot S = \begin{bmatrix} \left(\hat{S} \cdot K \cdot \hat{S} \right)_{NJ \times NJ} & 0 \\ 0 & 0 \end{bmatrix}. \quad (\text{A24})$$

Equation (A24) and $\det(F) = \det(S^\top \cdot K \cdot S)$ show why $\det(F)$ is zero. For mitigation, we replace $\det(F)$ with the product of the non-zero eigenvalues of F , namely $\det(F|NJ)$, and call it the “*amended determinant*” of F . Thanks to $F = V \cdot (S^\top \cdot K \cdot S) \cdot V^\top$, even the amended determinants $\det(F|NJ)$ and $\det(S^\top \cdot K \cdot S|NJ)$ are the same:

$$\det(F|NJ) = \det(S^\top \cdot K \cdot S|NJ) = \det(\hat{S} \cdot K \cdot \hat{S}) = \det(M) \cdot \det(\hat{S}^2). \quad (\text{A25})$$

Could $\det(F|NJ)$ be zero? The answer is “*not*” generically; $\det(M)$ is generically positive as we will show $\det(M_i) = \prod_{j=0}^J P_{i,j}$ later in Equation (A30). Also, $\det(\hat{S}^2) > 0$ holds with probability 1 for continuous data distributions. In fact, $\det(\hat{S}^2)$ can only be zero when the data contains linearly dependent samples, which happens with zero probability

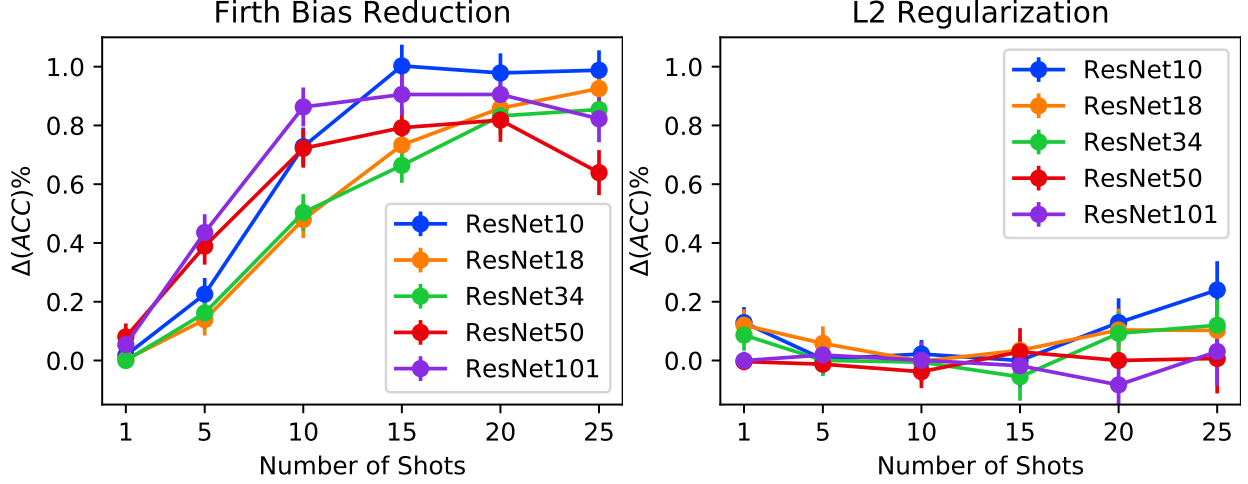


Figure A4: Same experiment as Figure 1 of the main paper but with a 3-layer logistic classifier instead of a single-layer logistic classifier (in the main paper). Again, Firth bias reduction improves the accuracy for different backbones and number of samples (left panel), whereas L2-regularization is not effective at all (right panel). In the very hard cases, i.e. 1- and 5-shots, there is a mild improvement by Firth and no deterioration. The error bars, representing the 95% confidence interval, are covered by the blobs.

for non-atomic data distributions. Therefore, we have

$$\log(\det(F|NJ)) = \sum_{i=1}^N \log(\det(M_i)) + \log(\det(\hat{S}^2)). \quad (\text{A26})$$

This is the same as Equation (A18): since the $\log(\det(\hat{S}^2))$ term is independent of the model's parameters, we can treat it as an optimization constant and drop it.

Efficient Computation of $\log(\det(M_i))$: We define the soft predictions of the i^{th} sample (excluding the base class) as $\mathbf{P}_{i,1:J} := [\mathbf{P}_{i,1} \ \cdots \ \mathbf{P}_{i,J}]^{\top}$. Given M_i 's definition in Equation (A31), we can write

$$M_i = \text{Diag}(\mathbf{P}_{i,1:J}) - \mathbf{P}_{i,1:J} \cdot \mathbf{P}_{i,1:J}^{\top}. \quad (\text{A27})$$

Next, we use the Matrix-Determinant Lemma [16] to compute $\det(M_i)$:

$$\begin{aligned} \det(M_i) &= \det(\text{Diag}(\mathbf{P}_{i,1:J})) \cdot (1 - \mathbf{P}_{i,1:J}^{\top} \cdot \text{Diag}(\mathbf{P}_{i,1:J}) \cdot \mathbf{P}_{i,1:J}) \\ &= \left(\prod_{j=1}^J \mathbf{P}_{i,j} \right) \cdot (1 - \mathbf{P}_{i,1:J}^{\top} \mathbf{1}_{J \times 1}) = \left(\prod_{j=1}^J \mathbf{P}_{i,j} \right) \cdot \mathbf{P}_{i,0} = \prod_{j=0}^J \mathbf{P}_{i,j}. \end{aligned} \quad (\text{A28})$$

Taking the log will give us Equation (A19).

The FIM Formulation for Logistic Regression: Elementary methods established that the FIM of the logistic classifier is composed of $J \times J$ block matrices, each with a dimension of $d \times d$ (where d is the dimension of the features). These block matrices can be expressed as

$$\begin{aligned} F_{j,j} &= \sum_{i=1}^N \mathbf{P}_{i,j} \cdot (1 - \mathbf{P}_{i,j}) \cdot \mathbf{x}_i \cdot \mathbf{x}_i^{\top} & \forall \ 1 \leq j \leq J, \\ F_{j,k} &= - \sum_{i=1}^N \mathbf{P}_{i,j} \cdot \mathbf{P}_{i,k} \cdot \mathbf{x}_i \cdot \mathbf{x}_i^{\top} & \forall \ 1 \leq j \neq k \leq J. \end{aligned} \quad (\text{A29})$$

This facilitates the expression of the FIM as shown in Equation (A17): We can define X as the Kronecker product of (1) the data matrix X_D and (2) the J -dimensional identity matrix I_J :

$$X_D := \begin{bmatrix} x_1^\top \\ \hline x_2^\top \\ \hline \vdots \\ \hline x_N^\top \end{bmatrix}_{N \times d}, \quad X := X_D \otimes I_J. \quad (\text{A30})$$

M would then be a block-diagonal matrix whose i^{th} block is defined as

$$\begin{aligned} (M_i)_{j,j} &= \mathbf{P}_{i,j}(1 - \mathbf{P}_{i,j}) & \forall 1 \leq j \leq J, \\ (M_i)_{j,k} &= -\mathbf{P}_{i,j}\mathbf{P}_{i,k} & \forall 1 \leq j \neq k \leq J. \end{aligned} \quad (\text{A31})$$

B Firth bias reduction for Cosine Classifiers

Section A derived the Firth bias reduction term for the logistic classifier as $D_{\text{KL}}(\mathbf{P}_i \| \mathbf{U})$. Here, we generalize this observation to cosine classifiers, and prove that the Firth bias reduction for cosine classifiers reduces down to the same form as the one obtained for logistic classifiers.

By defining the normalization transformation

$$T(\beta) = \left[\frac{\beta_0^\top}{\|\beta_0\|}, \dots, \frac{\beta_J^\top}{\|\beta_J\|} \right]^\top, \quad T(x) = \left[\frac{x_1^\top}{\|x_1\|}, \dots, \frac{x_N^\top}{\|x_N\|} \right]^\top \quad (\text{A32})$$

we have the log-likelihood relation between the cosine classifier and the logistic model:

$$\mathcal{L}_{\text{cosine}}(\beta; x, y) = \mathcal{L}_{\text{logistic}}(T(\beta); T(x), y) \quad (\text{A33})$$

According to Equation (4) of the main paper and the chain rule, we can write

$$F_{\text{cosine}}(\beta, x, y) = A \cdot F_{\text{logistic}}(T(\beta), T(x), y) \cdot A^\top, \quad (\text{A34})$$

where $A_{d(J+1) \times d(J+1)}$ is the Jacobian matrix of $T(\beta)$ w.r.t. β . It can be shown that A is a symmetric block-diagonal matrix, whose j^{th} diagonal block is

$$A_{j,j} = \frac{1}{\|\beta_j\|} \left(I_{d \times d} - \frac{\beta_j \beta_j^\top}{\beta_j^\top \beta_j} \right) \quad (\text{A35})$$

Therefore,

$$\begin{aligned} \log(\det(F_{\text{cosine}})) &= \log(\det(F_{\text{logistic}})) + 2 \log(\det(A)) \\ &= \log(\det(F_{\text{logistic}})) + 2 \sum_{j=0}^J \log(\det(A_{j,j})), \end{aligned} \quad (\text{A36})$$

It is obvious that

$$A_{j,j} \cdot v = \begin{cases} 0 & v \parallel \beta_j \\ \frac{v}{\|\beta_j\|} & v \perp \beta_j \end{cases} \quad (\text{A37})$$

Therefore, $A_{j,j}$ can be thought as a identity-proportional matrix in the sub-space perpendicular to β_j . Therefore, its amended determinant is

$$\log(\det(A_{j,j}; d-1)) = -(d-1) \cdot \log(\|\beta_j\|) \quad (\text{A38})$$

For the plain logistic model, the Firth penalized optimization problem is:

$$\max_{\beta} \left[\mathcal{L}_{\text{logistic}}(\beta; x, y) + \lambda \cdot \log(\det(F_{\text{logistic}}(\beta, x, y))) \right] \quad (\text{A39})$$

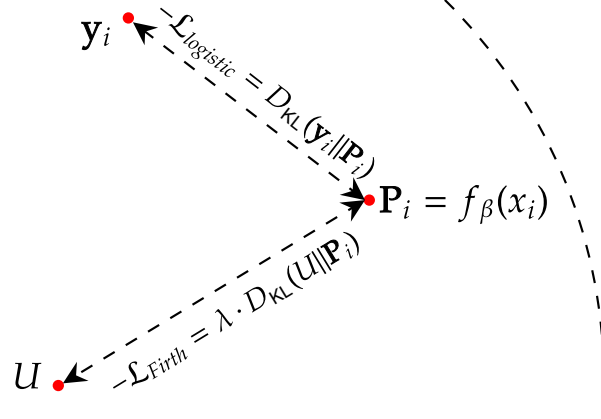


Figure A5: **Firth bias reduction is effectively the same as minimizing the KL divergence to the uniform class probabilities for logistic regression.** Here, P_i denotes the predicted distribution of classes for the sample x_i , and U denotes the uniform distribution of classes. The logistic objective minimizes the KL-divergence between P_i and the true label y_i , while Firth bias reduction $\mathcal{L}_{\text{Firth}}$ tries to tie P_i with a *KL divergence rope* to the uniform distribution over the classes.

For the cosine classifiers, the Firth penalized optimization problem is:

$$\max_{\beta} \left[\mathcal{L}_{\text{logistic}}(T(\beta); T(x), y) + \lambda \cdot \log(\det(F_{\text{logistic}}(T(\beta), T(x), y))) - C \sum_{j=0}^J \log(\|\beta_j\|) \right] \quad (\text{A40})$$

where $C := 2(d-1)$. By re-parametrizing $\beta = (u_{\beta}, s_{\beta})$ with $u_{\beta} := T(\beta)$, $s_{\beta} := [\|\beta_0\|, \dots, \|\beta_J\|]$, we have

$$\max_{u_{\beta}, s_{\beta}} \left[\mathcal{L}_{\text{logistic}}(u_{\beta}; T(x), y) + \lambda \cdot \log(\det(F_{\text{logistic}}(u_{\beta}, T(x), y))) - C \sum_{j=0}^J \log(s_{\beta_j}) \right] \quad (\text{A41})$$

Since u_{β} and s_{β} are independent optimization parameters, this problem can be restated as

$$\max_{u_{\beta}} \left[\mathcal{L}_{\text{logistic}}(u_{\beta}; T(x), y) + \lambda \cdot \log(\det(F_{\text{logistic}}(u_{\beta}, T(x), y))) \right] + \max_{s_{\beta}} \left[-C \sum_{j=0}^J \log(s_{\beta_j}) \right] \quad (\text{A42})$$

Since s_{β} has no effect on the predictions of the model, it can be ignored. Therefore, we end up with the optimization problem

$$\max_{u_{\beta}} \left[\mathcal{L}_{\text{logistic}}(u_{\beta}; T(x), y) + \lambda \cdot \log(\det(F_{\text{logistic}}(u_{\beta}, T(x), y))) \right] \quad (\text{A43})$$

Essentially, this suggests applying the same bias reduction form to cosine classifiers as the one used for logistic classifiers; $\log(\det(F_{\text{logistic}}(u_{\beta}, T(x), y)))$ reduces down to $D_{\text{KL}}(P_i \| U)$ as proven in Section A, and $\mathcal{L}_{\text{logistic}}(u_{\beta}; T(x), y)$ is the cross-entropy loss with the true labels.

C Datasets and Additional Experiment Details

Datasets: **mini-ImageNet** consists of 64, 16, and 20 classes from ImageNet for base, validation, and novel sets, respectively. Each class contains 600 images of size 84×84 . **tiered-ImageNet** consists of 351, 97, and 160 classes from ImageNet for base, validation, and novel sets, respectively. Unlike mini-ImageNet, the classes could have varying number of samples in tiered-ImageNet but the images are of the same size. **CIFAR-FS** is a random split of CIFAR-100 [38] with images of size 32×32 into 64, 16, and 20 classes for base, validation, and novel sets, respectively.

Additional Implementation Details for Sections 4.1 and 4.2 of the Main Paper: In all the experiments, a 3-layer logistic classifier with 100 and 50 hidden units and ReLU activation was used. The L2-regularization coefficient was chosen for the mean-squared value of all classifier parameters, and the Firth bias reduction coefficient was chosen for Equation (14) of the main paper.

Setting	Hyper-parameter	Value
All Standard Backbone Experiments	Learning Rate	0.005
	Mini-batch Size	10
	Number of Classes	16
	Optimizer	SGD
	Train-Heldout Shares	90%-10%
	Backbones	ResNet 10, 18, 34, 50, 101
Balanced Data Experiments of Sections 4.1 and 4.2 of the Main Paper	Number of Shots	1, 5, 10, 15, 20, 25
	Firth Coefficients Set*	0, 0.01, 0.03, 0.1, 0.3, 1, 3, 10
	L2 Coefficients Set**	0, 1, 3, 10, 30, 100, 300, 1000
Imbalanced Data Experiments of Section 4.3 of the Main Paper	7.5-Shots Class Distribution	2, 2, 2, 2, 4, 4, 4, 4, 8, 8, 8, 8, 16, 16, 16, 16
	15-Shots Class Distribution	1, 1, 5, 5, 9, 9, 13, 13, 17, 17, 21, 21, 25, 25, 29, 29
Experiments of Sections 4.1, 4.2, and 4.3 of the Main Paper with 1-Layer Logistic Classifier	Number of Epochs	100
	Classifier Architecture	Features→100→ReLU→50→ReLU→Classes→Softmax
	Number of Trials	More than 400
Experiments of Section D with 3-Layer Logistic Classifier	Number of Epochs	400
	Classifier Architecture	Features→Classes→Softmax
	Number of Trials	More than 800

Table A2: Experimental settings used for the standard backbone experiments. The table is partitioned into 5 sections, where the first section shows the global hyper-parameters used in all standard backbone experiments. The same set of Firth bias reduction and L2 regularization coefficients were used for all validation experiments. *The Firth bias reduction coefficients were chosen for Equation (14) of the main paper. **We defined the L2-regularization as the mean squared value of all classifier parameters.

Additional Implementation Details for Section 4.3 of the Main Paper: We used two non-uniform count vectors with different average counts, 7.5 (scheme 1) and 15 (scheme 2), to generate the datasets in both validation and novel sets. The count vector with the average of 7.5-shots had 4 classes for each count from the geometric sequence $\{2, 4, 8, 16\}$, and the count vector with the average of 15-shots had 2 classes for each count from the arithmetic sequence $\{1, 5, 9, 13, 17, 21, 25, 29\}$. The same 3-layer logistic classifier of Sections 4.1 and 4.2 was used in Section 4.3 of the main paper.

Table A2 summarizes the hyper-parameters used in all the standard backbone experiments. Also, Figure A8 shows the *relative* accuracy improvements corresponding to Figure A4.

Additional Implementation Details for Section 4.5 of the Main Paper: In the experiments carried out in Section 4.5 of the main paper, a single-layer cosine classifier was used. Also, for the Firth bias-reduced cosine classifier, the coefficient was tuned for each (N, J) pair with N representing the number of samples per class and J being the number of classes. For J -way classification on the novel set when J happened to be larger than J_{val} —the number of classes in the validation set—the coefficient tuned for J_{val} -way classification on the validation set was adopted.

Computational Resources: For the standard backbone experiments, we trained more than 384,000 3-layer and 768,000 single-layer logistic classifiers for the balanced data settings. For the imbalanced settings, we trained more than 64,000 3-layer and 128,000 single-layer logistic classifiers. All classifiers were trained on CPUs, and these experiments alone consumed more than 16 CPU years. The 5 backbones were trained once using an Nvidia-V100 GPU and took 3-days for training.

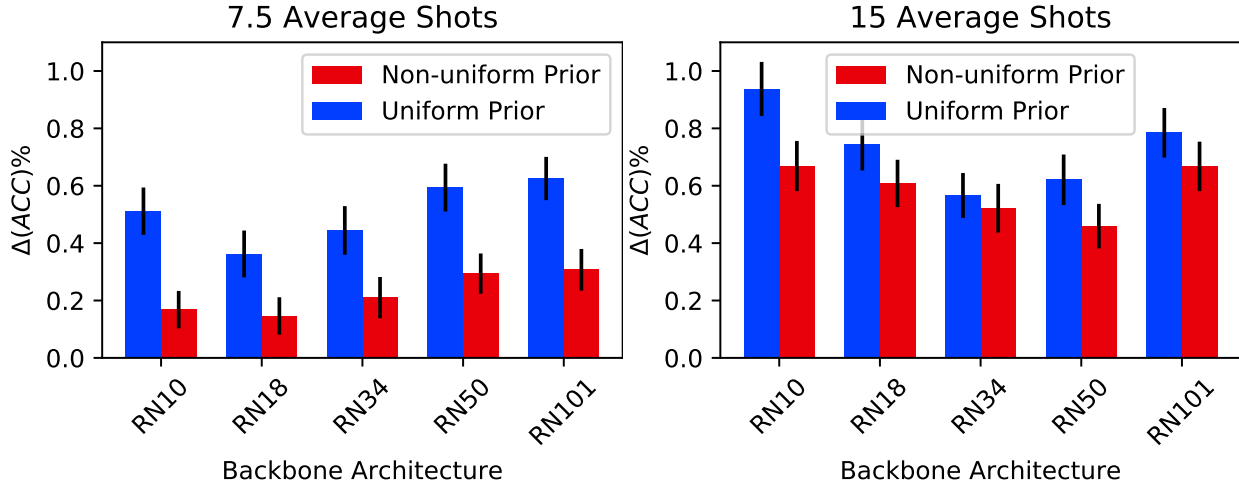


Figure A6: Same experiment as Figure 2 of the main paper but with a 3-layer logistic classifier instead of a single-layer (in the main paper). Again, in both schemes (7.5 and 15 average shots), the Firth penalized classifier results in more accuracy improvements than the classifier penalized with KL-divergence to the non-uniform prior. This further suggests that Firth bias reduction is indeed reducing the bias and is not simply imposing a uniform prior. Also, it reaffirms that plain Firth bias reduction can safely be used on imbalanced data.

For the cosine classifier experiments, we trained over 1.92, 1.92, and 3.36 million classifiers for mini-ImageNet, CIFAR-FS, and tiered-ImageNet datasets, respectively. These experiments used more than 5 CPU years in total.

Number of Shots	Confidence Penalty Improvements	Firth Improvements
5	$0.13 \pm 0.13 \%$	$0.23 \pm 0.06 \%$
10	$0.52 \pm 0.14 \%$	$0.73 \pm 0.07 \%$
15	$0.57 \pm 0.18 \%$	$1 \pm 0.07 \%$

Table A3: Comparing Firth bias reduction against the confidence penalty label smoothing technique. The confidence penalty is defined as a $D_{KL}(P_i||U)$ regularization term, whereas Firth bias reduction for logistic and cosine classifiers reduces to a $D_{KL}(U||P_i)$ penalty. The experimental setting is the same as Figure 1 with the ResNet-10 backbone. This suggests that the improvements obtained by Firth are the result of its bias suppression property, and Firth cannot be replaced by standard label smoothing techniques.

Number of Ways	Number of Shots	Accuracy Improvements	
		No Artificial Samples	750 Artificial Samples
10	1	$0.62 \pm 0.04 \%$	$0.22 \pm 0.17\%$
10	5	$0.34 \pm 0.03 \%$	$0.36 \pm 0.22\%$
15	1	$0.66 \pm 0.03 \%$	$0.07 \pm 0.13\%$
15	5	$0.46 \pm 0.03 \%$	$0.24 \pm 0.13\%$

Table A4: The Firth bias reduction accuracy improvements when 0 or 750 artificial samples were generated from the calibrated normal distribution in Shuo et al. [70].

D 3-Layer Logistic Classifier for the Standard Backbones

We conducted the same experiments as in Sections 4.1, and 4.2 of the main paper but with a 3-layer logistic classifier. Again, we see consistent accuracy improvements for the Firth bias-reduced classifier over the non-penalized (baseline)

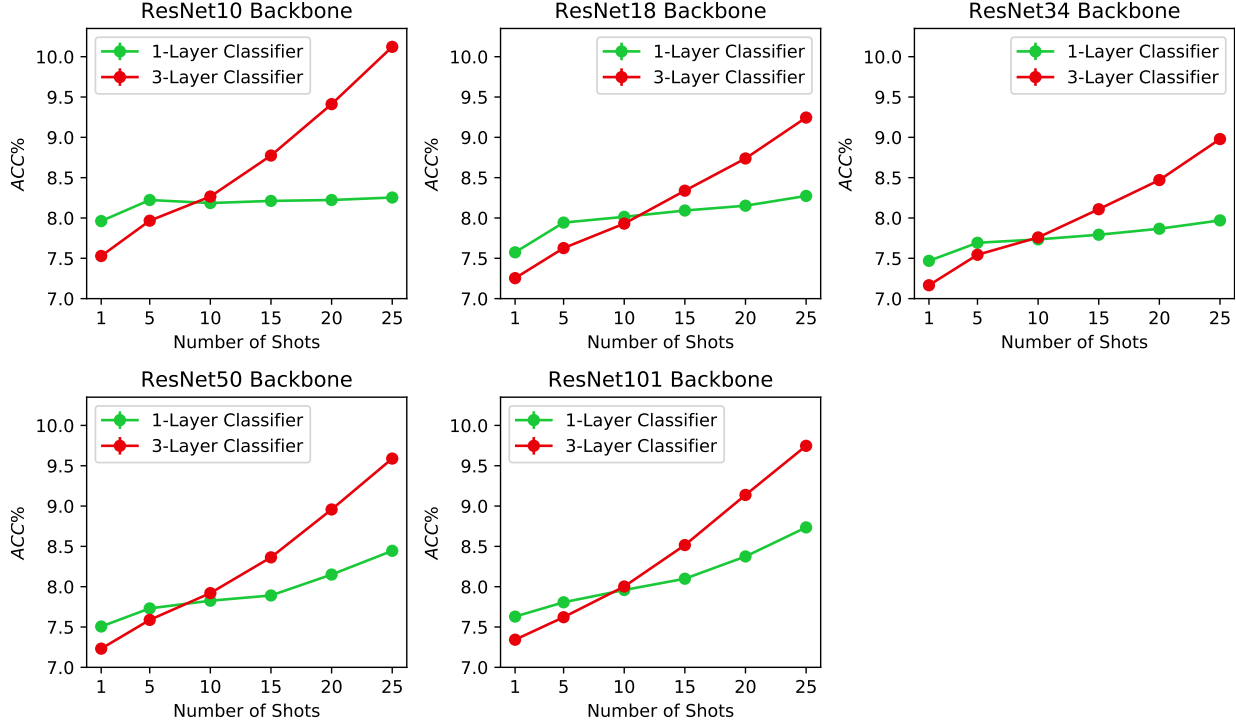


Figure A7: **Absolute test accuracy values of 16-way classification for the non-penalized 3-layer and single-layer logistic classifiers on the novel set of mini-ImageNet for different backbones and varying number of samples.** 3-layer logistic classifier works better than the single-layer logistic classifier in most of the regimes. This justifies the choice of the 3-layer logistic classifier for the experiments carried out in the main paper.

classifier in Figure A4. This further supports the idea that *Firth bias reduction boosts the performance of any reasonable classifier*. Needless to say, L2-regularization is not effective as shown in Figure A4.

Furthermore, the imbalanced few-shot classification in Section 4.3 of the main paper was repeated with the 3-layer logistic classifier in Figure A6. Again for both schemes, the Firth penalized classifier has larger accuracy improvement than the classifier penalized with the KL-divergence to the non-uniform prior over the class probabilities. This further validates the effectiveness of Firth bias reduction in reducing the parameter estimation bias present in the few-shot setting.

E Comparing Firth Bias Reduction Against Standard Label Smoothing Techniques

To demonstrate that Firth bias-reduction cannot simply be replaced with label smoothing, we tested two advanced variants of label smoothing that are superior to the original version as proposed by Pereyra et al. [55]. The first variant, called confidence penalty, uses the entropy of the classifier’s output (or equivalently, reverses the direction of the KL divergence in the original version of label smoothing [74]); and the second variant, called unigram label smoothing, uses prior distribution over the classes instead of uniform, which has been shown to be advantageous when the output labels’ distribution is imbalanced in Pereyra et al. [55]. Note that both the variants were investigated for training a full deep neural network with a feature extractor backbone in large-sample regimes in Pereyra et al. [55]. Surprisingly, our evaluation of these two variants for training only classifiers on novel classes in few-shot regimes indicates that they are not as helpful as Firth bias-reduction.

Our experiments in Figure 2 show that, in imbalanced few-shot classification tasks, the improvements achieved by unigram label smoothing is significantly less than the Firth penalized classifier. This validates the bias suppression effect of Firth – a property that cannot be achieved by unigram label smoothing.

We also performed more experiments in the same setting to compare Firth bias reduction against confidence penalty regularization. As summarized in Table A3, in all the settings Firth bias reduction has larger significant improvements than the confidence penalty technique. This further supports the value of using Firth bias-reduction and the fact that its impact on few-shot classification cannot be reproduced with well-known and widely-used label smoothing techniques.

F Comparison with additional SOTA method

Table A4 summarizes the accuracy improvements obtained by integrating Firth bias reduction with the distribution calibration method [86] under different shots and ways on the tiered-ImageNet dataset. This method calibrates the features to follow a normal distribution, and generates artificial samples from the estimated normal distribution as data augmentation to aid the few-shot classification. In its SOTA setting, the features are transformed using Tukey transformations, 750 artificial samples are generated per class, and a logistic classifier is used. We tested Firth bias reduction in two scenarios: (i) SOTA setting without generating artificial samples from the calibrated distribution; and (ii) SOTA setting with 750 artificial samples generated per class, as shown in Table A4. The 95% confidence intervals for the accuracy improvements are reported in both cases.

As shown in Table A4, Firth bias reduction produces positive improvements in all cases, which are statistically significant in 7 out of 8 cases. As expected, Firth bias reduction produces larger improvements when artificial sample generation is disabled and thus there is a larger maximum likelihood estimation bias on the linear classifier (despite the use of Tukey transformation). In the case that artificial samples are added and they are tuned to follow the original normal distribution, having 750 of them can to some extent alleviate the bias in the estimation of the logistic classifier’s weights in the few-shot regime. However, the results show that even in the presence of more data (artificial samples), Firth bias reduction is still effective. This suggests that producing artificial samples to augment data cannot resolve the estimation bias issue, as they are more likely to be similar to the limited real samples available. We suspect this will become an even more severe problem in the cross-domain few-shot setting; producing artificial samples will be significantly less effective than Firth bias reduction, due to the domain shift. We leave this investigation as future work.

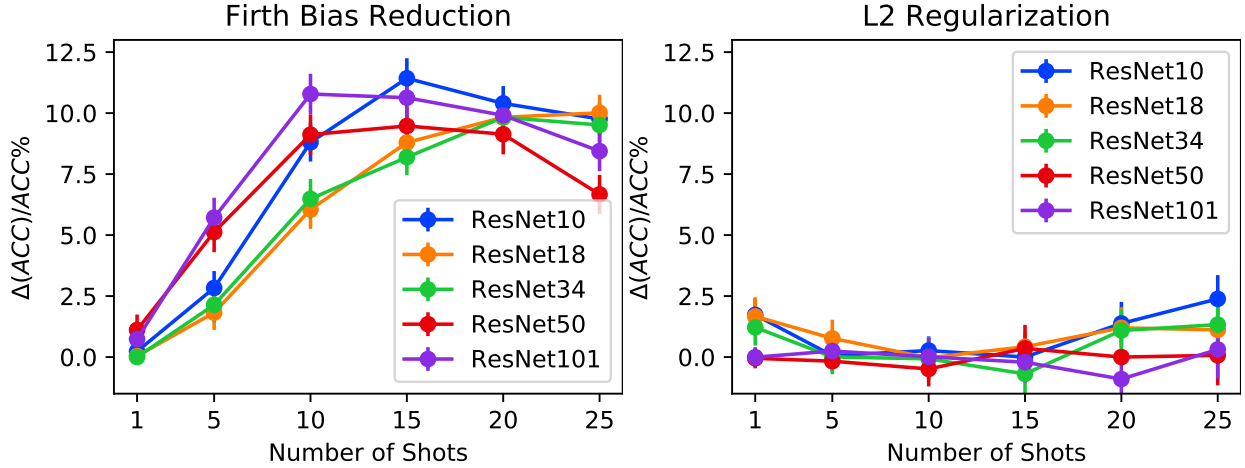


Figure A8: **Relative accuracy improvements corresponding to Figure A4 with the 3-layer logistic classifier.** The behavior of the relative accuracy improvements are similar to the absolute accuracy improvements for all the backbones in both techniques.