

Neural Transition System for End-to-End Opinion Role Labeling

Shengqiong Wu, Donghong Ji*

Department of Key Laboratory of Aerospace Information Security and Trusted Computing,
Ministry of Education, School of Cyber Science and Engineering, Wuhan University, China
{whuwsq, dhji}@whu.edu.cn

Abstract

Unified opinion role labeling (ORL) aims to detect all possible opinion structures of ‘opinion-holder-target’ in one shot, given a text. The existing transition-based unified method, unfortunately, is subject to longer opinion terms and fails to solve the term overlap issue. Current top performance has been achieved by employing the span-based graph model, which however still suffers from both high model complexity and insufficient interaction among opinions and roles. In this work, we investigate a novel solution by revisiting the transition architecture, and augment it with a pointer network (PointNet). The framework parses out all opinion structures in linear-time complexity, meanwhile breaks through the limitation of any length of terms with PointNet. To achieve the explicit opinion-role interactions, we further propose a unified dependency-opinion graph (UDOG), co-modeling the syntactic dependency structure and the partial opinion-role structure. We then devise a relation-centered graph aggregator (RCGA) to encode the multi-relational UDOG, where the resulting high-order representations are used to promote the predictions in the vanilla transition system. Our model achieves new state-of-the-art results on the MPQA benchmark. Analyses further demonstrate the superiority of our methods on both efficacy and efficiency.

1 Introduction

Interest in opinion role labeling (ORL) has been increasing in real-world applications as it fine-granularly analyzes users’ opinions (as shown in Fig. 1), i.e., *what (holder) expressed what opinions towards what (target)* (Kim and Hovy, 2006; Kannangara, 2018; Tang et al., 2019). For ORL task, traditional work adopts pipeline methods, i.e.,

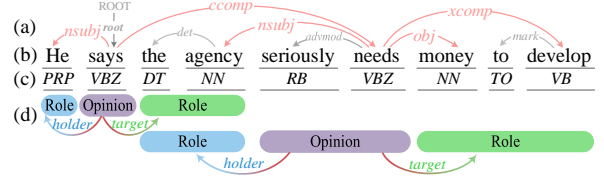


Figure 1: Illustration of the ORL structure (d) based on an example sentence (b) with its corresponding dependency structure (a) and POS tags (c).

either first extracting all terms (opinion and role terms) and then detecting the role type (Breck et al. 2007; Yang et al. 2012) or first extracting opinion terms and then finding their corresponding role terms (Zhang et al., 2019a, 2020). Yet, such cascade schemes can result in error propagation and meanwhile ignore the interaction between opinion and role terms. Thereupon, follow-up studies design unified (aka. end-to-end) methods for ORL, i.e., modeling the task as an ‘opinion-holder-target’ structure extraction via LSTM-based model (Katiyar et al. 2016) or transition-based model (Zhang et al. 2019b). Unified methods effectively circumvent the noise propagation and thus achieve better performances. Nevertheless, these joint models either fail to solve the term overlap issue¹, one ubiquitous case in relevant data, or stay vulnerable to the detection of lengthy mentions.

Hopefully, a recent work (Xia et al., 2021) proposes a unified system based on the span graph model. It works by exhaustively enumerating all possible opinion and role terms, which successfully help address the term overlap challenge (Fu et al. 2021). Unfortunately, it still suffers from two crucial weaknesses. The first one is the high model complexity, owing to its span enumeration

¹For example in Fig. 1, the role term ‘the agency’ involves with two opinion structure simultaneously. More generally, overlap issue refers to one word participating in multiple different span terms (Zeng et al., 2018; Fei et al., 2020; Li et al., 2021).

*Corresponding author.

nature. Our data statistics indicate that 14.1% opinion and role terms span more than 8 tokens, while the terms shorter than 3 tokens account for 54.8%. And the span-based graph model tries to search out as many terms as possible in the cost of huge computation and time consumption. The second issue lies in the insufficient interaction between the extraction of opinion and role terms, i.e., it takes two separate subtask decoders based on a shared encoder. Essentially, the detection of opinion and role terms should be made inter-dependent of each other. For example in Fig. 1, by capturing the interactions between opinions and roles, the recognition of ‘He’ as a *holder* role for the opinion ‘says’ could meanwhile inform the detection of ‘the agency’ as a *target* role for ‘says’, since an opinion governs both *holder* and *target*. Likewise, the role as *target* of ‘the agency’ can further lead to the prediction of an opposite role (i.e., *holder*) for another opinion term ‘seriously needs’.

In this work we try to address all the above challenges by investigating a novel unified ORL framework. First of all, we reformalize the task as a structure parsing, and solve it with a neural transition model. Different from Zhang et al. (2019b), we redesign the transition architecture so as to support the recognition of overlapping terms. The transition system produces all possible opinion structures (including the overlapped one) in one shot by retaining the advantage of linear-time complexity. Then, we equip the transition model with a PointNet (Vinyals et al. 2015) for determining the end boundaries of opinion terms and role terms, by which we break through the restraint of lengthy terms.

We further consider the leverage of external rich syntax knowledge for enhancing the above vanilla transition system. On the one hand, we reinforce the boundary recognition of PointNet by integrating the linguistic part-of-speech (POS) tag features. Intuitively, the POS pattern could help better determine the boundary of the span terms (Lin et al., 2018). For instance, the phrase ‘the agency’ with the implication of ‘DT-NN’ POS tags is more likely to be a term. On the other hand, we propose a dependency-guided high-order interaction mechanism to achieve explicit interactions between opinions and roles. Essentially, the opinion-role structure echoes much with the dependency structure, as can be illustrated in Fig. 1, and such external syntax structure could promote the interactions

between the opinion and role terms. Technically, we construct a unified dependency-opinion graph (UDOG), in which we simultaneously model the dependency structure and the partially predicted opinion-role structure as one unified graph. We especially devise a novel relation-centered graph aggregator (RCGA) to encode the multi-relational UDOG, where the resulting global-level features will be used for promoting the discovery of the rest of unknown opinion structures.

We evaluate the efficacy of our framework on the ORL benchmark, MPQA v2.0 (Wiebe et al. 2005). Experimental results demonstrate that our method obtains new state-of-the-art results than the current best-performing baseline, meanwhile achieving faster decoding. We further show that the leverage of the external syntax knowledge effectively promotes the term boundary recognition and the interactions between the detection of opinion-role structures. More in-depth analyses further reveal the strengths of our framework. We summarize the contributions of this work below:

- ★ We explore a novel end-to-end solution for ORL based on a neural transition model with a pointer network. The design of transition with PointNet enables more accurate predictions on longer terms, and solving the overlap issue meanwhile enjoying a linear-time complexity.

- ★ We strengthen the term boundary detection with linguistic POS tags. We also achieve the explicit interactions of opinion role terms by the use of syntactic dependency structure knowledge, by which we capture rich global-level high-order features and substantially enhance the predictions.

- ★ Our system obtains new state-of-the-art ORL results on benchmark data. Further in-depth analyses are presented for a deep understanding of our method.

2 Related Work

ORL, i.e., mining the individuals’ fine-grained opinion, has been a well-established task in NLP community (Hu et al. 2004; Pang et al. 2007; Chen et al. 2016). Earlier works mostly take two-step methods for the task (Breck et al., 2007; Yang and Cardie, 2012; Marasović and Frank, 2018; Zhang et al., 2019a). Recent efforts consider jointly extracting the overall opinion-role results in one shot, modeling the implicit interactions between two stages meanwhile reducing the error propagation (Katiyar et al. 2016).

It is noteworthy that Zhang et al. (2019b) investigate a neural transition method, achieving end-to-end task prediction meanwhile keeping a linear-time model complexity (Zhang et al. 2010; Dyer et al. 2015; Fei et al. 2021). *This work inherits the merits of the transition modeling of ORL, but ours further advances in three aspects:* (1) we re-design the transition framework so as to address one crucial *mention overlap* challenge in the task; (2) we enhance the transition model with a pointer network for the end-boundary recognition (Fernández-González et al. 2020), which significantly enables more accurate term detection, especially for those long terms. (3) we consider making use of the opinion-role interaction for a better task performances.

More recently, Xia et al. (2021) solve the overlap issue with a span-based graph model by iteratively traversing all possible text spans. Unfortunately, such exhaustive enumerating task modeling results in huge computational costs, i.e., $O(n^4)$. Meanwhile, their work fails to explicitly manage the interactions between the opinion-role structures, where further task improvements can be pretty limited. Besides, Xia et al. (2021) implicitly integrate the syntactic constituency information based on a multi-task learning framework. Differently, we take the advantage of dependency syntax knowledge for building the UDOG, through which we achieve the goal of explicit and sufficient opinion-role interactions, and thus obtain substantially enhanced performances.

3 Transition System

Task Formalization. We model the task as an ‘(opinion, role(type))’ structure parsing. Given a sentence $X=\{w_1, \dots, w_T\}$, our system outputs a list of pairs $Y=\{\langle o, r(c) \rangle_q, \dots\}_{q=1}^Q$, where o is an opinion term, with $o=\{w_i, \dots, w_j | 1 \leq i \leq j \leq T\}$; r is a role term, with $r=\{w_{i'}, \dots, w_{j'} | 1 \leq i' \leq j' \leq T\}$; $c \in \{hd, tg\}$ is a role type, and ‘ hd ’ means ‘holder’ and ‘ tg ’ represents ‘target’.

3.1 Transition Definition

Overall, the transition system comprises of actions and states, where the actions determine the parsing decision and produce transition states, while the states control the action prediction and store partial outputs.

States. The transition state is formally defined as $s = (\sigma^o, \alpha^o, \sigma^r, \alpha^r, \lambda, \beta, A, Y)$. Specifically, σ^o

and σ^r are two *stacks* to store processed opinion terms and role terms, respectively. α^o and α^r are also two *stacks* for holding opinion and role terms that are popped temporarily from σ^o and σ^r , respectively. λ is a *variable* referring to either an opinion or role term. β refers to a *buffer* containing unprocessed tokens in X . A is an *action list* to record historical actions. Y stores the generated pairs.

Actions. We design six actions as defined in following:

- **O-START/R-START** means that the top element in β is a start token of an opinion term or a role term. Once determining the start position by the action, the end position will further be obtained by the PointNet, and then the λ representation will be updated.
- **NO-START** implies that the top element in β is not a start token of any term, so pop it out of the β .
- **ARC** builds a valid relation between the top element in σ^* and λ , where $*$ $\in \{o, r\}$. If λ is an opinion term o , we assign a specific role type c for the $\langle o, r \rangle$ pair, i.e., λ and the top element in σ^r , and pop the top element out of σ^r into α^r . And if λ is an role term r , we decide the role type c for the $\langle o, r \rangle$ pair, i.e., the top element in σ^o and λ , and pop the top element out of σ^o into α^o .
- **NO-ARC** means there is no valid relation between the top element in $\sigma^* (* \in \{o, r\})$ and λ . If λ is an opinion term, we pop the top element out of σ^r into α^r ; Otherwise, we pop the top element out of σ^o into α^o .
- **SHIFT** represents the end of relation detection for λ . So we first pop all elements out of α^* into $\sigma^* (* \in \{o, r\})$. Then, if λ is an opinion term, we pop the element out of λ into σ^o ; otherwise we pop the element out of λ into σ^r . Finally, we pop the top element out of the β .

Action Preconditions. We also design several preconditions (Fan et al., 2020) to ensure the valid action candidates to predict at each transition step t . For example, NO/R/O-START can only be conducted when β is not empty and λ is empty. The full detailed definitions are listed in **Appendix-6**.

Linear-time Parsing. Since each unprocessed token in β will be handled only once, i.e., determining whether a token is a start of the opinion or role

| <i>Sentence</i> : He ₁ says ₂ the ₃ agency ₄ seriously ₅ needs ₆ money ₇ to ₈ develop ₉ | | | | | | | | | |
|--|----------|------------------|------------------|-----------|-------------------------|------------------|-----------------|--------------------|-------------------------------------|
| Step | Action | σ^o | α^o | λ | σ^r | α^r | β | Ptr | Y |
| 0 | - | $[\]$ | $[\]$ | Null | $[\]$ | $[\]$ | $[1, \dots, 9]$ | | |
| 1 | R-START | $[\]$ | $[\]$ | $(1,1)^r$ | $[\]$ | $[\]$ | $[1, \dots, 9]$ | $[1, \dots, 9]$ | |
| 2 | SHIFT | $[\]$ | $[\]$ | Null | $[(1,1)]$ | $[\]$ | $[2, \dots, 9]$ | | |
| 3 | O-START | $[\]$ | $[\]$ | $(2,2)^o$ | $[(1,1)]$ | $[\]$ | $[2, \dots, 9]$ | $[2, \dots, 9]$ | |
| 4 | ARC | $[\]$ | $[\]$ | $(2,2)^o$ | $[\]$ | $[(1,1)]$ | $[2, \dots, 9]$ | | $Y \cup \{((2,2)^o, (1,1)^r(hd))\}$ |
| 5 | SHIFT | $[(2,2)]$ | $[\]$ | Null | $[(1,1)]$ | $[\]$ | $[3, \dots, 9]$ | | |
| 6 | R-START | $[(2,2)]$ | $[\]$ | $(3,4)^r$ | $[(1,1)]$ | $[\]$ | $[3, \dots, 9]$ | $[3, 4, \dots, 9]$ | |
| 7 | ARC | $[\]$ | $[(2,2)]$ | $(3,4)^r$ | $[(1,1)]$ | $[\]$ | $[3, \dots, 9]$ | | $Y \cup \{((2,2)^o, (3,4)^r(tg))\}$ |
| 8 | SHIFT | $[(2,2)]$ | $[\]$ | Null | $[(1,1), (3,4)]$ | $[\]$ | $[4, \dots, 9]$ | | |
| 9 | NO-START | $[(2,2)]$ | $[\]$ | Null | $[(1,1), (3,4)]$ | $[\]$ | $[5, \dots, 9]$ | | |
| 10 | O-START | $[(2,2)]$ | $[\]$ | $(5,6)^o$ | $[(1,1), (3,4)]$ | $[\]$ | $[5, \dots, 9]$ | $[5, 6, \dots, 9]$ | |
| 11 | ARC | $[(2,2)]$ | $[\]$ | $(5,6)^o$ | $[(1,1)]$ | $[(3,4)]$ | $[5, \dots, 9]$ | | $Y \cup \{((5,6)^o, (3,4)^r(hd))\}$ |
| 12 | NO-ARC | $[(2,2)]$ | $[\]$ | $(5,6)^o$ | $[\]$ | $[(1,1), (3,4)]$ | $[5, \dots, 9]$ | | |
| 13 | SHIFT | $[(2,2), (5,6)]$ | $[\]$ | Null | $[(1,1), (3,4)]$ | $[\]$ | $[6, \dots, 9]$ | | |
| 14 | NO-START | $[(2,2), (5,6)]$ | $[\]$ | Null | $[(1,1), (3,4)]$ | $[\]$ | $[7, 8, 9]$ | | |
| 15 | R-START | $[(2,2), (5,6)]$ | $[\]$ | $(7,9)^r$ | $[(1,1), (3,4)]$ | $[\]$ | $[7, 8, 9]$ | $[7, 8, 9]$ | |
| 16 | ARC | $[(2,2)]$ | $[(5,6)]$ | $(7,9)^r$ | $[(1,1), (3,4)]$ | $[\]$ | $[7, 8, 9]$ | | $Y \cup \{((5,6)^o, (7,9)^r(tg))\}$ |
| 17 | NO-ARC | $[\]$ | $[(2,2), (5,6)]$ | $(7,9)^r$ | $[(1,1), (3,4)]$ | $[\]$ | $[7, 8, 9]$ | | |
| 18 | SHIFT | $[(2,2), (5,6)]$ | $[\]$ | Null | $[(1,1), (3,4), (7,9)]$ | $[\]$ | $[8, 9]$ | | |
| 19 | NO-START | $[(2,2), (5,6)]$ | $[\]$ | Null | $[(1,1), (3,4), (7,9)]$ | $[\]$ | $[9]$ | | |
| 20 | NO-START | $[(2,2), (5,6)]$ | $[\]$ | Null | $[(1,1), (3,4), (7,9)]$ | $[\]$ | $[\]$ | | |

Figure 2: An illustration of the transition process. ‘Ptr’ means PointNet for end boundary detection of opinion or role terms. The underlined number in β and ‘Ptr’ marked with green or red denotes the start or end index of opinion or role terms, respectively.

term, our transition system takes linear-time complexity. Fig. 2 shows an example about how the transition system works. At the initial state, all unprocessed words are stored in β . Then, the states are sequentially changed by a list of actions, during which the opinion terms and their corresponding role terms are extracted into Y . The procedure terminates once both buffer β and λ turn empty. Finally, our system will output all pairs into Y , e.g., total four pairs, ‘<says, He(*hd*)>’, ‘<says, the agency(*tg*)>’, ‘<seriously needs, the agency(*hd*)>’ and ‘<seriously needs, money to develop(*tg*)>’, of the sentence in Fig. 2.

4 Neural Transition Model

We construct neural representations for transition states in s , based on which we employ neural networks to predict actions. If an O/R-START action is generated, the PointNet will determine the corresponding end position. And if an ARC action is yielded, the role type detector will assign a role type for the role term in an opinion-role pair.

Word Representation. We consider two types of representation for each word w_i , including a word-level embedding x_i^w from a pre-trained model and a character-level representation x_i^c generated by a convolutional neural network:

$$x_i = [x_i^w; x_i^c]. \quad (1)$$

where $[\]$ denotes a concatenation operation.

State Representation. We construct neural state representation e_t^s for the state s_t at step t . We first

use a BiLSTM to encode each word in buffer β into representation h_i , and also generate the overall β representation e_t^β . We use another BiLSTM to represent λ and the action list A , i.e., e_t^λ and e_t^A . We utilize two separate Stack-LSTMs to encode the stacks σ^o and σ^r , i.e., e_t^o and e_t^r . Finally, we summarize all the above items as the overall state representation e_t^s :

$$e_t^s = [e_t^\lambda; e_t^o; e_t^r; e_t^A; e_t^\beta], \quad (2)$$

Action Prediction. Based on the state representation e_t^s , we first apply a multi-layer perceptron (MLP) on it, and then predict the action y_t^A via a softmax, as shown in Fig. 3:

$$y_t^A = \text{Softmax}_{\mathcal{A}(t)}(\text{MLP}(e_t^s)), \quad (3)$$

where $\mathcal{A}(t)$ indicates the set of valid action candidates at step t according to the aforementioned preconditions.

Term End Prediction via PointNet. Based on the current start index i of an opinion or role term, as well as the hidden representation $\{h_i, \dots, h_T\}$ from β , we adopt the PointNet to detect the end index j , as can be found in Fig. 3:

$$u_{ik} = \text{Tanh}(\mathbf{W}_1 h_i + \mathbf{W}_2 h_k), k = [i, \dots, T], \quad (4)$$

$$o_{ik} = \text{Softmax}(u_{ik}), \quad (5)$$

$$j = \underset{i \leq j \leq T}{\text{Argmax}}(o_{ik}), \quad (6)$$

where \mathbf{W}_* are trainable parameters (same in be-

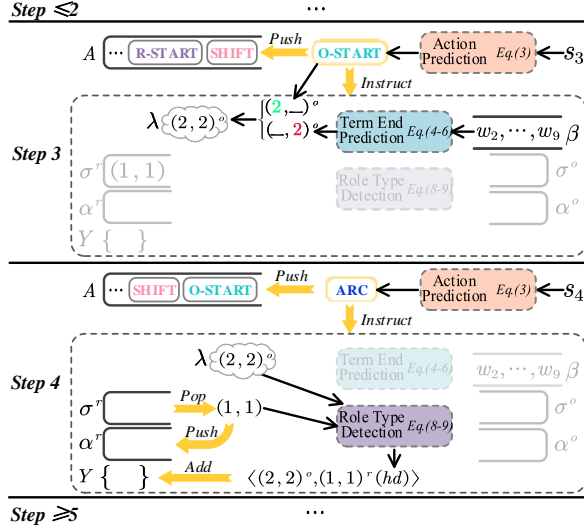


Figure 3: The illustration of transition step 3 to step 4 with the vanilla neural model.

low).

After obtaining the start and end index of the term, we generate its representation \mathbf{a}^* ($* \in \{o, r\}$) as follows:

$$\mathbf{a}^* = \mathbf{W}_3[\mathbf{h}_i; \mathbf{h}_j; \mathbf{x}^{P[i:j]}] \quad (7)$$

where $\mathbf{x}^{P[i:j]}$ is a term length embedding. The term representation will be employed to update the λ representation.

Role Type Detection via Biaffine. At the meantime, once a valid relation is determined by an ARC action between an opinion term o and a role term r , a biaffine function (Dozat and Manning, 2017) assigns a type c for the role (cf. Fig. 3):

$$y^c = \text{Tanh}([\mathbf{a}^o]^\top \cdot \mathbf{W}_4 \cdot \mathbf{a}^r), \quad (8)$$

$$c = \text{Softmax}(y^c). \quad (9)$$

By now we can ensemble one complete opinion-role pair $\langle o, r(c) \rangle$, which we will add into Y .

Training Object. The target is to produce the pair structure \hat{Y} given the gold Y , which can be decomposed into three sub-objectives, including action prediction loss \mathcal{L}_a , end boundary prediction loss \mathcal{L}_p and role detector loss \mathcal{L}_c . We adopt cross-entropy of these predictions over gold labels. We can ensemble the above items:

$$\mathcal{L} = \mathcal{L}_a + \mathcal{L}_p + \mathcal{L}_c + \frac{\eta}{2} \|\theta\|^2, \quad (10)$$

where θ are the overall model parameters, and η is the coefficient of ℓ_2 -norm regularization.

5 Syntax-enhanced Transition Model

The above neural transition model generates a list of actions, from which the final opinion role pairs

can be parsed out incrementally. However, the vanilla system takes merely the local-level clues for each action prediction (Li et al., 2020a), meanwhile without any explicit interaction between opinion and role terms. Therefore, in this section, we consider constructing global-level features and modeling the explicit interaction by integrating the syntax knowledge. Based on the vanilla system, on the one hand we propose a POS-aware PointNet; on the other hand we introduce a dependency-guided high-order interaction mechanism.

5.1 POS-aware PointNet for Term Prediction

Since POS tags can offer potential clues for the term boundary recognition (Nie et al., 2020; Wu et al., 2021), we therefore consider integrating such features into the PointNet. We update the raw pointing calculation in Eq.(4) with

$$u_{ik} = \text{Tanh}(\mathbf{W}_5[\mathbf{h}_i; \mathbf{x}_i^p] + \mathbf{W}_6[\mathbf{h}_k; \mathbf{x}_k^p] + \Delta F_{k-1,k,k+1}), \quad (11)$$

where we first concatenate a POS embedding \mathbf{x}_i^p with token representation \mathbf{h}_i for w_i . $\Delta F_{k-1,k,k+1}$ is a *Boundary Differential Enhancer* (BDE) that captures the boundary differences between the former and the next POS tag of token k :

$$\Delta F_{k-1,k,k+1} = \mathbf{W}_7[(\mathbf{x}_k^p - \mathbf{x}_{k-1}^p); (\mathbf{x}_{k+1}^p - \mathbf{x}_k^p)]. \quad (12)$$

5.2 Dependency-guided High-order Interaction

Our main motivation is to encourage sufficient interactions between those already-yielded opinion-role structures by the vanilla system so as to better discover the unknown structures. It is possible to directly model the interactions within those opinions and roles that are overlapped together. However those latent interactions between the terms without explicit connections cannot be sufficiently modeled. Thus, we consider leveraging the external syntactic dependency information. Intuitively, the word-word relations depicted by the dependency tree offer much aid for building high-order interactions (Li et al., 2020b). Practically, we first construct a unified graph structure to simultaneously model the previously yielded opinion-role structure with the dependency tree globally, i.e., unified dependency-opinion graph (UDOG). We then propose a relation-centered graph aggregator (RCGA) to encode the UDOG, where the resulting high-order representations are further used to promote the predictions in the vanilla transition system.

Building UDOG. Intuitively, the opinion-role

structure coincides much with the syntactic dependency structure, and the co-modeling of these two structures would effectively help the interactions between the opinion-role pairs. Given a sentence of words, the corresponding dependency tree, and the currently generated opinion-role structures in Y , the unified dependency-opinion graph can be formalized by $G=(V, E)$. V is a set of word nodes w_i , and E is a set of labeled edges π_v , with $E=E_D \cup E_C \cup E_R$. E_D represents the dependency edges attached with syntactic labels, e.g., ‘He’ $\xrightarrow{\text{nsbj}}$ ‘says’. E_C means the inter-term links, e.g., ‘says’ $\xrightarrow{\text{tg}}$ ‘the agency’; while E_R means the inner-term links², e.g., ‘the’ $\xrightarrow{\text{role}}$ ‘agency’, ‘seriously’ $\xrightarrow{\text{opn}}$ ‘needs’, as shown in Fig. 4(a). Note that UDOG is a multi-relation graph, as a pair of words may be connected with more than one edges. We actively update UDOG once a new opinion-role pair is detected out.

Graph Encoding via RCGA. Existing graph encoders, e.g., graph convolutional network (Marcheggiani and Titov, 2017) or graph recurrent network (Zhang and Zhang, 2019), have been shown prominent on graph modeling, while they may fail to directly handle our UDOG due to two key characteristics: *labeled edges* and *multi-relational edges*. Thus, we propose a novel relation-centered graph aggregator (RCGA). The key idea is to take the edges as mainstay instead of the neighbor nodes. Technically, we aggregate the information for node w_i from its neighbors as well as the labeled edges:

$$\bar{h}_{i,v} = [\mathbf{h}_j; \mathbf{x}_{i,v}], \quad j \in \mathcal{B}(i, v), \quad (13)$$

$$\rho_{i,v} = \text{Softmax}(\text{LeakyReLU}(\mathbf{W}_8[\mathbf{h}_i; \bar{h}_{i,v}])) , \quad v \in \mathcal{E}(i) \quad (14)$$

$$\mathbf{h}'_i = \frac{1}{|\mathcal{E}(i)|} \sum_{v \in \mathcal{E}(i)} \rho_{i,v} \mathbf{W}_9 \bar{h}_{i,v}, \quad (15)$$

where $\mathbf{x}_{i,v}$ is the label embedding of the edge label π_v , $v \in \mathcal{E}(i)$ is the edge directly connecting with node w_i , and $j \in \mathcal{B}(i, v)$ is the target node of edge v . $\bar{h}_{i,v}$ is the relation-centered representation that entails both neighbor node and the edge label information. $\rho_{i,v}$ is the neighboring matrix. In particular we take 2 iterations of RCGA propagation for a thorough structure communication. Also, RCGA performs above calculations whenever the UDOG is updated. Fig. 4(b) illustrates the RCGA

²We construct the inner-term arcs by a *tail-first* strategy (Barnes et al., 2021), connecting tail token to all the other tokens.

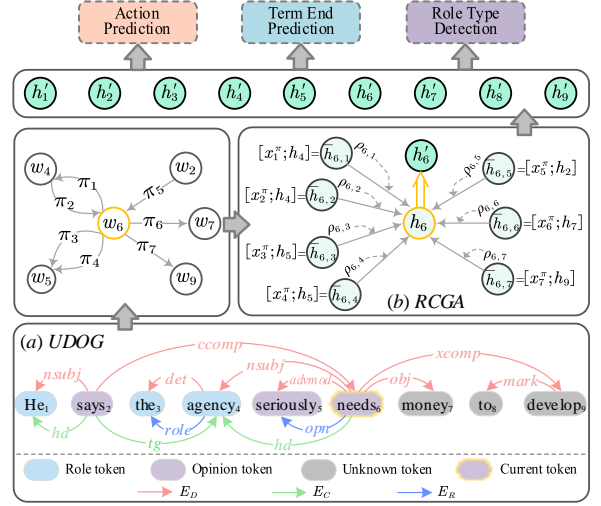


Figure 4: Encoding UDOG (a) via RCGA (b). The resulting high-order representation is used for action prediction, term end prediction, and role type detection.

based on w_6 as the current node.

Updating Predictions. Once obtaining the enhanced node representations $\{\mathbf{h}'_1, \dots, \mathbf{h}'_T\}$, we then update the predictions in the vanilla systems. We first enhance the action prediction by additionally adding a global-level feature representation \bar{g} into the original e_t^s :

$$\bar{g} = \text{Graph-Pooling}(\{\mathbf{h}'_1, \dots, \mathbf{h}'_T\}), \quad (16)$$

$$e_t^s := [e_t^s; \bar{g}],$$

where Graph-Pooling is the max-pooling operation over the RCGA. At the meantime, we also replace the original token representation \mathbf{h}_i used in Eq.(11) with the updated one \mathbf{h}'_i .

Finally, we reinforce the first-order biaffine role type detector in Eq.(8) with a high-order triaffine attention:

$$y^c = \text{Sigmoid}\left(\begin{bmatrix} \bar{\mathbf{a}}^o \\ 1 \end{bmatrix}^\top (\bar{\mathbf{a}}^r)^\top \mathbf{W}_{10} \begin{bmatrix} \bar{\mathbf{g}} \\ 1 \end{bmatrix}\right), \quad (17)$$

where $\bar{\mathbf{a}}^*$ is the updated term representations. Intuitively, the role type prediction can be improved in the help of such global-level feature.

6 Experiment

6.1 Setup

Datasets. We experiment with the ORL benchmark, MPQA v2.0. The dataset has fixed number of 132 documents for developing. And for the rest 350 documents, following the prior work (Zhang et al., 2020; Xia et al., 2021), we take five-fold cross-validation, i.e., splitting 350 documents into 280 and 70 documents as training and testing, re-

| | \mathcal{O} | $\mathcal{O}-\mathcal{R}$ | $\mathcal{O}-\mathcal{R}(hd)$ | $\mathcal{O}-\mathcal{R}(tg)$ |
|-------------------------|---------------|---------------------------|-------------------------------|-------------------------------|
| • w/o BERT | | | | |
| BiLSTM+CRF [†] | 52.65 | - | 46.72 | 30.07 |
| Transition [†] | 53.04 | - | 47.02 | 31.45 |
| SPANOM [†] | 58.06 | 43.12 | 52.90 | 32.42 |
| PtrTrans | <u>58.14</u> | <u>43.66</u> | <u>53.19</u> | <u>33.23</u> |
| SyPtrTrans | 59.87 | 44.41 | 54.67 | 35.03 |
| • w/ BERT | | | | |
| SPANOM [†] | 63.71 | 49.89 | 58.24 | 41.10 |
| SPANOM+Syn [†] | - | <u>50.46</u> | <u>58.46</u> | 41.82 |
| PtrTrans | <u>63.90</u> | 50.11 | 58.28 | <u>41.96</u> |
| SyPtrTrans | 65.28 | 51.62 | 59.48 | 44.04 |

Table 1: Main results in exact F1 scores. Baselines with the superscript ‘†’ are copied from Xia et al. (2021).

| | Binary F1 | | Proportional F1 | |
|-------------------------|-------------------------------|-------------------------------|-------------------------------|-------------------------------|
| | $\mathcal{O}-\mathcal{R}(hd)$ | $\mathcal{O}-\mathcal{R}(tg)$ | $\mathcal{O}-\mathcal{R}(hd)$ | $\mathcal{O}-\mathcal{R}(tg)$ |
| • w/o BERT | | | | |
| BiLSTM+CRF [†] | <u>58.22</u> | <u>54.98</u> | - | - |
| Transition [†] | 60.93 | 56.44 | - | - |
| SPANOM [†] | 56.47 | 45.09 | 55.62 | 41.65 |
| PtrTrans | 57.91 | 46.96 | <u>56.88</u> | <u>42.82</u> |
| SyPtrTrans | 58.29 | 47.68 | 57.12 | 43.63 |
| • w/ BERT | | | | |
| BERT+CRF [†] | 55.52 | 50.39 | 46.62 | 34.29 |
| SPANOM [†] | 62.04 | 53.27 | 61.20 | 49.88 |
| PtrTrans | <u>62.25</u> | <u>53.66</u> | <u>61.65</u> | <u>50.42</u> |
| SyPtrTrans | 63.22 | 55.23 | 62.34 | 52.02 |

Table 2: The results in binary and proportional F1 scores.

spectively.

Implementation. We use the pre-trained 300-d GloVe (Pennington et al. 2014) for word-level embedding, and BERT (base cased version) also is additionally used (Devlin et al., 2019). The kernel sizes of CNN for character-level representations are [3,4,5]. The hidden size of BiLSTM is 150, and the Stack-LSTM is 300. Other embedding sizes are all set to 50. We detail the hyper-parameter settings in **Appendix-5**. We denote the vanilla neural transition model as ‘PtrTrans’, and the syntax-enhanced version as ‘SyPtrTrans’.

Baselines. We make comparisons with the existing end-to-end ORL baselines. 1) **BiLSTM+CRF**: Katiyar et al. (2016) propose a joint ORL model based on an enhanced sequence labeling scheme. 2) **Transition** model for joint ORL (Zhang et al. 2019b). 3) **SPANOM**: a span-based graph model (Xia et al. 2021). Also, **SPANOM+Syn** is the version that integrates syntactic constituent features.³

Evaluation. We follow Xia et al.(2021), taking the **exact F1**, **binary F1** and **proportional F1** scores

³In *Related Work* section we explain the differences between our method and these baselines.

as the evaluating metrics⁴. We measure following prediction objects (or subtasks): 1) the opinion terms (\mathcal{O}), where a term is correct when both the start&end boundaries of a term are correct; 2) the opinion-role pairs, including the roles of *holder* type ($\mathcal{O}-\mathcal{R}(hd)$), the *target* type ($\mathcal{O}-\mathcal{R}(tg)$), and the overall both two type ($\mathcal{O}-\mathcal{R}$). A pair prediction is correct only when the opinion term, role term and the role type are all correct. All results of our two models are presented after a significant test with best baselines, with $p \leq 0.05$.

6.2 Results and Discussion

Main Result. Table 1 reports the results of different models. Firstly let’s check the performances with GloVe embedding. We see that PtrTrans is superior to all baselines, especially outperforming the best-performing baseline, SPANOM. Even based on the homologous transition technique, our PtrTrans significantly beats the one of Zhang et al. (2019b). This is largely because our transition system can deal with the term overlap issues; and meanwhile our PointNet design empowers more accurate term extraction. More crucially, our syntax-enhanced SyPtrTrans model brings the most prominent results against all baselines on total of four subtasks.

Further, with the help of BERT, all systems obtain universally boosted performances. Also with the integration of external syntax information, the results can be improved. For example, even the syntax-aware baseline SPANOM+Syn surpasses our PtrTrans model on $\mathcal{O}-\mathcal{R}$ pair detection. Nevertheless, our SyPtrTrans system still keeps its great advantage, e.g., giving best exact F1 scores, i.e., 65.28% on opinion term extraction and 51.62% on the $\mathcal{O}-\mathcal{R}$.

In Table 2 we additionally present the performances under binary F1 and proportional F1 metrics. We observe that the weak baselines (e.g., Transition, BiLSTM+CRF) with GloVe embedding even achieve higher binary F1 scores. The underlying reasons can be that, these models tend to give more extractions on the shorter text fragments, and thus result in higher scores under the ‘binary measurement’. In contrast, our systems, due to the equipment of PointNet, can successfully manage the detection of terms, especially including the longer ones. Detailed analysis is presented later.

Ablation Study. We can first learn from Table 1 and Table 2 that the BERT contextualized word em-

⁴**Appendix-1** demonstrates the specific calculating rules.

| | $\mathcal{O}\text{-}\mathcal{R}(hd) / \Delta$ | $\mathcal{O}\text{-}\mathcal{R}(tg) / \Delta$ |
|--|---|---|
| SyPtrTrans | 59.48 | 44.04 |
| • Input features | | |
| w/o Char (x_i^c) | 59.18 / -0.30 | 43.75 / -0.29 |
| • Boundary detection features | | |
| w/o BDE (Eq.12) | 59.32 / -0.16 | 43.89 / -0.15 |
| w/o POS | 59.20 / -0.28 | 43.48 / -0.56 |
| • High-order Interaction features | | |
| w/o Opn | 58.85 / -0.63 | 42.99 / -1.05 |
| w/o Dep | 58.72 / -0.76 | 42.58 / -1.46 |
| w/o UDOG | 58.56 / -0.92 | 42.13 / -1.91 |

Table 3: The ablation results (exact F1). ‘w/o Opn’ means building UDOG without using the opinion-role structure, and ‘w/o Dep’ without using dependency structure.

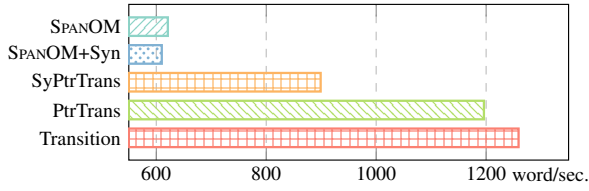


Figure 5: Comparisons on decoding speed.

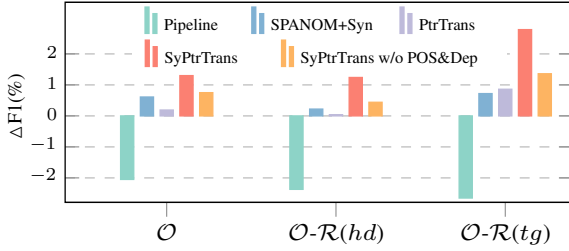


Figure 6: Performance drops of an ORL system comparing to SPANOM. We re-implement a BERT+sequence-labeling model as the *Pipeline* baseline: i.e., first extracting terms and then role type relation classification.

bedding shows the greatest impacts to the system, demonstrating its extraordinary usefulness to the semantics capturing. Table 3 shows the ablation of our best SyPtrTrans model in terms of other factors. We can see that the character feature as well as the *Boundary Differential Enhancer* mechanism show some certain impacts to the system, while stopping injecting the POS tag features give worse performances for the term boundary detection. Looking into the syntax-aided high-order interaction, we observe that the unavailability of either the opinion-role structure or the syntactic dependency structure could lead to sub-optimal task prediction, while the whole removal of UDOG substantially deteriorates the overall performances, as without modeling the interactions among the opinion and role terms.

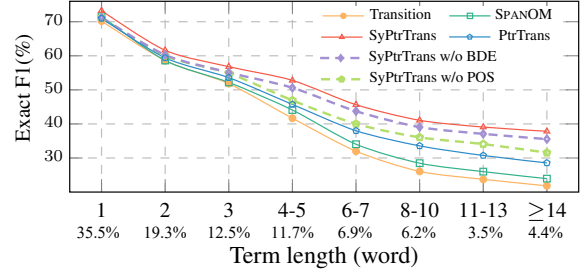


Figure 7: Results of term extraction by varying term lengths.

Decoding Efficiency. In Fig. 5 we compare the decoding speed of different systems. We observe that these transition-based methods show very significant model efficiency, due to their linear-time complexity characteristics. Our PtrTrans achieves 2× faster decoding than the span-based graph models (i.e., SPANOM or with syntax enhancement), due to their iterative enumerating nature. We can also notice that the Transition baseline (Zhang et al. 2019b) runs slightly faster than ours, partially due to the more sophisticated design of our model. Besides, integrating the external syntax information also could considerably degrade the inference speed, i.e., PtrTrans vs. SyPtrTrans.

Study of the Interaction. We now investigate the impact of interaction mechanisms for ORL, as shown in Fig. 6. First of all, the pipeline system without any interaction between two stages of subtasks results in severe performance drop comparing to the joint method of SPANOM. Given that the unified ORL modeling naturally entails certain implicit interactions, our PtrTrans still achieves slightly higher results than SPANOM or even with syntax aided. Notedly, we see that with the explicit interaction from co-modeling of opinion-role structure and syntax structure, our SyPtrTrans can significantly outperforms those systems with ‘implicit interaction’. Even the explicit interaction is merely from the partial opinion structure, i.e., without integrating external knowledge (POS&dependency), SyPtrTrans still gives higher performances than others.

Impact of Term Length. We further study the impact of different role term lengths. From the trends in Fig. 7 we see that overall, the performances decrease with the increased term length. Also, due to span term enumerating characteristic, the span-based graph model SPANOM performs slightly better than the Transition baseline. In the contrast, our transition frameworks with the design of pointer network are more extraordinary than any

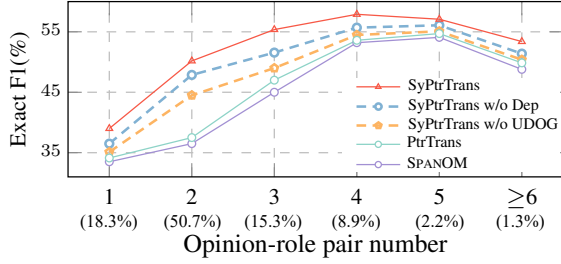


Figure 8: Performances ($\mathcal{O}-\mathcal{R}$) with different opinion-role pair number in a sentence.

baseline on handling terms at any length, especially on the longer terms. More prominently, the additional boundary features from POS contribute a lot to fighting against the challenge of long-length terms, among which the proposed *boundary differential enhancing* mechanism also benefits to some certain extent.

Influences of the Opinion-role Pair Numbers.

We finally in Fig. 8 plot the results with different numbers of opinion-role pairs in a sentence. We observe the essential pattern of ORL task that, fewer co-existence of opinion and role pairs (i.e., ≤ 2) can actually lead to lower recognizing performances of all models, comparing to the results with more opinion-role pairs in sentences. The main cause is that too few opinion-role pairs result in positive label sparsity, while more pair co-occurrence (i.e., ≥ 4) provides rich training signals and enables better learning. Under such circumstance, the model considering rich interactions of opinion-role pairs (e.g., our SyPtrTrans via UDOG) could consequently enhance the task performances, comparing to those without explicit interactions (e.g., PtrTrans and SPANOM). Also from the trends we see that the co-modeling of the syntactic dependency structure for building the UDOG is quite important to the high-order interaction.

7 Conclusion

In this work we present a novel unified opinion role labeling framework by implementing a neural transition architecture with a pointer network (PointNet). The system enables more accurate predictions on longer terms, and solving the overlap issue meanwhile advancing in a linear-time decoding efficiency. We then enhance the PointNet for boundary detection by integrating linguistic POS tag features. We further explore an explicit interaction between the opinion and role terms by co-modeling the syntactic dependency structure and the partial opinion-role structure as a unified

graph, which is further encoded via a novel relation-centered graph aggregator. Experimental results demonstrate that our vanilla transition system outperforms the top-performing baseline, meanwhile achieving $2\times$ faster decoding. By capturing rich high-order features via explicit interaction, our syntax-enhanced system obtains new state-of-the-art results on the benchmark dataset.

Acknowledgments

This work is supported by the National Natural Science Foundation of China (No. 61772378), the National Key Research and Development Program of China (No. 2017YFC1200500), the Research Foundation of Ministry of Education of China (No. 18JZD015).

References

- Jeremy Barnes, Robin Kurtz, Stephan Oepen, Lilja Øvrelid, and Erik Velldal. 2021. Structured sentiment analysis as dependency graph parsing. In *Proceedings of the ACL-IJCNLP*, pages 3387–3402.
- Eric Breck, Yejin Choi, and Claire Cardie. 2007. Identifying expressions of opinion in context. In *Proceedings of the IJCAI*, pages 2683–2688.
- Huan-Yuan Chen and Hsin-Hsi Chen. 2016. Implicit polarity and implicit aspect recognition in opinion mining. In *Proceedings of the ACL*, pages 20–25.
- Jacob Devlin, Ming-Wei Chang, Kenton Lee, and Kristina Toutanova. 2019. BERT: Pre-training of deep bidirectional transformers for language understanding. In *Proceedings of the NAACL*, pages 4171–4186.
- Timothy Dozat and Christopher D. Manning. 2017. Deep biaffine attention for neural dependency parsing. In *Proceedings of the ICLR*.
- Chris Dyer, Miguel Ballesteros, Wang Ling, Austin Matthews, and Noah A. Smith. 2015. Transition-based dependency parsing with stack long short-term memory. In *Proceedings of the ACL*, pages 334–343.
- Chuang Fan, Chaofa Yuan, Jiachen Du, Lin Gui, Min Yang, and Ruifeng Xu. 2020. Transition-based directed graph construction for emotion-cause pair extraction. In *Proceedings of the ACL*, pages 3707–3717.
- Hao Fei, Yafeng Ren, and Donghong Ji. 2020. Boundaries and edges rethinking: An end-to-end neural model for overlapping entity relation extraction. *Information Processing & Management*, 57(6):102311.

- Hao Fei, Meishan Zhang, Bobo Li, and Donghong Ji. 2021. End-to-end semantic role labeling with neural transition-based model. In *Proceedings of the AAAI*, pages 12803–12811.
- Daniel Fernández-González and Carlos Gómez-Rodríguez. 2020. Transition-based semantic dependency parsing with pointer networks. In *Proceedings of the ACL*, pages 7035–7046.
- Jinlan Fu, Xuanjing Huang, and Pengfei Liu. 2021. SpanNER: Named entity re-/recognition as span prediction. In *Proceedings of the ACL*, pages 7183–7195.
- Minqing Hu and Bing Liu. 2004. Mining opinion features in customer reviews. In *Proceedings of the AAAI*, pages 755–760.
- Sandeepa Kannangara. 2018. Mining twitter for fine-grained political opinion polarity classification, ideology detection and sarcasm detection. In *Proceedings of the WSDM*, pages 751–752.
- Arzoo Katiyar and Claire Cardie. 2016. Investigating LSTMs for joint extraction of opinion entities and relations. In *Proceedings of the ACL*, pages 919–929.
- Soo-Min Kim and Eduard Hovy. 2006. Extracting opinions, opinion holders, and topics expressed in online news media text. In *Proceedings of the Workshop on Sentiment and Subjectivity in Text*, pages 1–8.
- Fei Li, ZhiChao Lin, Meishan Zhang, and Donghong Ji. 2021. A span-based model for joint overlapped and discontinuous named entity recognition. In *Proceedings of the ACL*, pages 4814–4828.
- Zuchao Li, Hai Zhao, and Kevin Parnow. 2020a. Global greedy dependency parsing. In *Proceedings of the AAAI*, pages 8319–8326.
- Zuchao Li, Hai Zhao, Rui Wang, and Kevin Parnow. 2020b. High-order semantic role labeling. In *Findings of the EMNLP (findings)*, pages 1134–1151.
- Ying Lin, Shengqi Yang, Veselin Stoyanov, and Heng Ji. 2018. A multi-lingual multi-task architecture for low-resource sequence labeling. In *Proceedings of the ACL*, pages 799–809.
- Ana Marasović and Anette Frank. 2018. SRL4ORL: Improving opinion role labeling using multi-task learning with semantic role labeling. In *Proceedings of the NAACL*, pages 583–594.
- Diego Marcheggiani and Ivan Titov. 2017. Encoding sentences with graph convolutional networks for semantic role labeling. In *Proceedings of the EMNLP*, pages 1506–1515.
- Yuyang Nie, Yuanhe Tian, Yan Song, Xiang Ao, and Xiang Wan. 2020. Improving named entity recognition with attentive ensemble of syntactic information. In *Proceedings of the EMNLP*, pages 4231–4245.
- Bo Pang and Lillian Lee. 2007. Opinion mining and sentiment analysis. *Foundations and Trends in Information Retrieval*, 2(1-2):1–135.
- Jeffrey Pennington, Richard Socher, and Christopher Manning. 2014. GloVe: Global vectors for word representation. In *Proceedings of the EMNLP*, pages 1532–1543.
- Feilong Tang, Luoyi Fu, Bin Yao, and Wenchao Xu. 2019. Aspect based fine-grained sentiment analysis for online reviews. *Information Science*, 488:190–204.
- Oriol Vinyals, Meire Fortunato, and Navdeep Jaitly. 2015. Pointer networks. In *Proceedings of the NeurIPS*, pages 2692–2700.
- Janyce Wiebe, Theresa Wilson, and Claire Cardie. 2005. Annotating expressions of opinions and emotions in language. *Language Resources and Evaluation*, 39(2-3):165–210.
- Shengqiong Wu, Hao Fei, Yafeng Ren, Donghong Ji, and Jingye Li. 2021. Learn from syntax: Improving pair-wise aspect and opinion terms extraction with rich syntactic knowledge. In *Proceedings of the IJCAI*, pages 3957–3963.
- Qingrong Xia, Bo Zhang, Rui Wang, Zhenghua Li, Yue Zhang, Fei Huang, Luo Si, and Min Zhang. 2021. A unified span-based approach for opinion mining with syntactic constituents. In *Proceedings of the NAACL*, pages 1795–1804.
- Bishan Yang and Claire Cardie. 2012. Extracting opinion expressions with semi-Markov conditional random fields. In *Proceedings of the EMNLP*, pages 1335–1345.
- Xiangrong Zeng, Daojian Zeng, Shizhu He, Kang Liu, and Jun Zhao. 2018. Extracting relational facts by an end-to-end neural model with copy mechanism. In *Proceedings of the ACL*, pages 506–514.
- Bo Zhang, Yue Zhang, Rui Wang, Zhenghua Li, and Min Zhang. 2020. Syntax-aware opinion role labeling with dependency graph convolutional networks. In *Proceedings of the ACL*, pages 3249–3258.
- Meishan Zhang, Peili Liang, and Guohong Fu. 2019a. Enhancing opinion role labeling with semantic-aware word representations from semantic role labeling. In *Proceedings of the NAACL*, pages 641–646.
- Meishan Zhang, Qiansheng Wang, and Guohong Fu. 2019b. End-to-end neural opinion extraction with a transition-based model. *Information System*, 80:56–63.
- Yuan Zhang and Yue Zhang. 2019. Tree communication models for sentiment analysis. In *Proceedings of the ACL*, pages 3518–3527.
- Yue Zhang and Stephen Clark. 2010. A fast decoder for joint word segmentation and POS-tagging using a single discriminative model. In *Proceedings of the EMNLP*, pages 843–852.

| Evaluation Objective | Gold | Prediction | Exact | Binary | Proportional |
|----------------------|--|---|-------|--------|--------------|
| 1) Term | <i>the agency</i> | 1) <i>the agency</i> | 1 | 1 | 1 |
| | | 2) <i>agency</i> | 0 | 1 | 1/2 |
| | | 3) <i>agency seriously</i> | 0 | 1 | 1/2 |
| | | 4) <i>the agency seriously</i> | 0 | 1 | 2/3 |
| | | 5) Φ | 0 | 0 | 0 |
| 2) Pair | <i><seriously needs, the agency(hd)></i> | 1) <i><seriously needs,the agency(hd)></i> | 1 | 1 | 1 |
| | | 2) <i><seriously needs, the agency(tg)></i> | 0 | 0 | 0 |
| | | 3) <i><seriously needs, agency(hd)></i> | 0 | 1 | 3/4 |
| | | 4) <i><needs, agency(hd)></i> | 0 | 1 | 1/2 |
| | | 6) <i><needs, the agency seriously(hd)></i> | 0 | 1 | 7/12 |
| | | 7) <i><seriously needs, He(hd)></i> | 0 | 0 | 0 |

Table 4: Illustration of *exact*, *binary* and *proportional* correct when measuring a term and a pair. ‘ Φ ’ denotes that the prediction is null.

A Definition for Evaluation Metrics

In the experiment section, we employ exact/binary/proportional F1 scores as evaluation metrics. Here, we demonstrate the detailed calculating rules of these metrics.

1) Exact metric. **Exact match** treats a term as correct when both the start and end boundaries of a term are correct, and treats an opinion-role pair as correct when the two term in a pair exactly match the gold one and the corresponding role type is correct as well. So, **exact precision** (EP) calculates the ratio of predicted term (pair) that exactly match the gold term (pair). **Exact recall** (ER) calculates the ratio of gold term (pair) for which the model predicts an exact matching term (pair):

$$EP = \frac{\#correct\ terms(/pairs)}{\#predicted\ terms(/pairs)}, \quad (18)$$

$$ER = \frac{\#correct\ terms(/pairs)}{\#gold\ terms(/pairs)}, \quad (19)$$

$$Exact\ F1 = \frac{2 \cdot EP \cdot ER}{EP + ER}, \quad (20)$$

where ‘#’ denotes the amount, ‘correct terms(/pairs)’ denotes the predicted terms (pairs) that exactly match the gold terms (pairs). For example in Table 4, for the term detection of 1)-th prediction, ‘#correct terms’=1, ‘#predicted terms’=1, ‘#gold terms’=1, so EP=1, ER=1, Exact F1=1.

2) Binary metric. Binary metric is the relaxation of the above exact one. **Binary overlap** refers to that, the prediction of a term is correct even if the predicted term partially overlaps with the gold one, instead of exactly matching the gold one. For the opinion-role pair, **Binary overlap** requires both

two terms reach binary overlap, and also the role type is correct. For instance, in Table 4, the predictions of 2) ‘agency’ and 3) ‘agency seriously’ under the binary metric are all correct given the gold term ‘the agency’, as they partially overlap with the word ‘agency’; Likewise, 4) *<needs, agency(hd)>* is a correct pair prediction under the binary metric, because both the predicted opinion and role term overlap with the terms in the gold pair *<seriously needs, the agency(hd)>*.

Binary precision (BP) is defined as the ratio of predicted term (pair) that overlaps with the gold term (pair). **Binary recall** (BR) is the ratio of gold term (pair) for which the model predicts an overlapping term (pair).

$$BP = \frac{\#correct\ terms(/pairs)|binary\ overlap}{\#predicted\ terms(/pairs)}, \quad (21)$$

$$BR = \frac{\#correct\ terms(/pairs)|binary\ overlap}{\#gold\ terms(/pairs)}, \quad (22)$$

$$Binary\ F1 = \frac{2 \cdot BP \cdot BR}{BP + BR}, \quad (23)$$

where ‘#correct terms(/pairs)|binary overlap’ denotes the number of the predicted terms (pairs) according with the conditions of binary overlap. For example, for the term detection of 2)-th prediction ‘agency’, ‘#correct terms|binary overlap’=1, ‘#predicted terms’=1, ‘#gold terms’=1, so EP=1, ER=1, Exact F1=1.

3) Proportional metric. Proportional metric is a slightly strict one than the binary metric. Specifically, **Proportional overlap** assigns a score to represent the proportion of the overlapped region, rather than a binary value, 0 or 1. For example, there are two overlapped tokens between the 4)-th

predicted term ‘*the agency seriously*’ and the gold term ‘*the agency*’, so the ratio of the overlapped region is 2/3 (i.e., proportional overlap). When measuring a pair, the final proportional score is the average of two separate scores of the opinion and role terms, meanwhile the role type is predicted correctly.

Proportional precision (PP) measures the proportion of the overlap between a predicted term (pair) and an overlapping gold term (pair). **Proportional recall (PR)** measures the proportion of the overlap between a gold term (pair) and an overlapping predicted term (pair).

$$PP = \frac{\#correct\ terms(/pairs)|proportional\ overlap}{\#predicted\ terms(/pairs)}, \quad (24)$$

$$PR = \frac{\#correct\ terms(/pairs)|proportional\ overlap}{\#gold\ terms(/pairs)}. \quad (25)$$

$$Proportional\ F1 = \frac{2 \cdot PP \cdot PR}{PP + PR}. \quad (26)$$

where ‘ $\#correct\ terms(/pairs)|proportional\ overlap$ ’ denotes the sum of the overlapping ratio of predicted terms (pairs) according with the conditions of proportional overlap. For example, for the term detection of 3)-th prediction ‘*the agency seriously*’, ‘ $\#correct\ terms|binary\ overlap$ ’=2/3, ‘ $\#predicted\ terms$ ’=1, ‘ $\#gold\ terms$ ’=1, so EP=2/3, ER=2/3, Exact F1=2/3. The same for the opinion pair detection.

B Theoretical Analysis on Model Complexity

We have proven in the experiments that our transition frameworks advance in high decoding speed. For a further understanding of the efficiency of our method, we analyze the algorithm complexity of our system and the current best-performing baseline SPANOM (Xia et al., 2021) in theory.

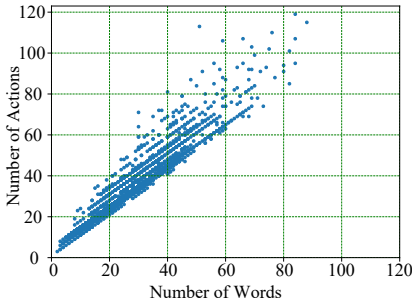


Figure 9: The number of predicted actions relative to the number of words.

1) PtrTrans. As we mentioned in the main article, in our transition framework, each unprocessed token in β will be handled only once, i.e., determining whether the token is a start of the opinion or role term. This makes our transition system a linear-time model complexity, i.e., $\mathcal{O}(n)$ (n is the length of sentence). Based on the transition architecture, we further install a PointNet, i.e., PtrTrans model. Given the start index of a term, the PointNet determines the term end position in $\mathcal{O}(k)$ time, where k is the number of unprocessed tokens, and usually $k < n$. After combining the PointNet, PtrTrans takes a $\mathcal{O}(k * n)$ complexity, which is still a near-linear model complexity. To certify this, we consider measuring the growing speed of the transition action in **PtrTrans** when increasing the words of input sentence. As shown in Fig. 9, we can notice the linear pattern between the ‘word numbers’ and the ‘action numbers’.

2) SyPtrTrans. Based on the vanilla transition system (**PtrTrans**), the syntax-enhanced **SyPtrTrans** further takes a relation-centered graph aggregator (RCGA) to encode the unified dependency-opinion graph (UDOG). By applying this technique, we perform $m * n$ high-order feature extraction operations for each sentence, where m is the maximum number of neighbours, with $m \ll n$. Therefore, the **SyPtrTrans** results in a $\mathcal{O}(n * (m * n))$ model complexity, or $\mathcal{O}(n^2)$.

3) SPANOM. The **SPANOM** model formalizes the ORL task as a triplet prediction, i.e., the outputs $Y \subset \mathcal{O} \times \mathcal{R} \times \mathcal{C}$, where \mathcal{O} is the set of opinion terms, \mathcal{R} is the set of role terms and \mathcal{C} is the set of role types. The span-based graph model exhaustively enumerate all possible text span to research for the start and end boundary of a term, resulting in $\mathcal{O}(n^2)$. So, it enumerates all possible opinion and role term spans as well as the role type, resulting in an $\mathcal{O}(n^2 * n^2 * d) = \mathcal{O}(d * n^4)$ algorithm, where $d = 3$ is the number of role types, including *holder*, *target* and a dummy label ψ referring to no relation.

By comparing the complexity of each model theoretically, i.e., $\mathcal{O}(n) < \mathcal{O}(n^2) < \mathcal{O}(n^4)$, even our ‘efficient-worst’ system still take a certain advantage.

| | | Train | Test | Develop |
|---------------|-------------|-------|------|---------|
| Opinion | #Num. | 3,523 | 893 | 1,509 |
| | Avg. Length | 1.79 | 1.97 | 1.79 |
| Role (holder) | #Num. | 2,562 | 649 | 1,097 |
| | Avg. Length | 2.30 | 2.45 | 2.39 |
| Role (target) | #Num. | 2,856 | 699 | 1,226 |
| | Avg. Length | 5.43 | 5.42 | 5.16 |
| | #Doc. | 280 | 70 | 132 |

Table 5: The statistics of MPQA v2.0. ‘#Doc.’ means the number of document, while ‘#Num.’ denotes the number of terms. ‘avg.Length’ is the average length of each type term.

C Data Statistics

In table 5, we list the statistics of MPQA data⁵. The dataset has 482 documents in total, a fixed number of 132 documents for developing. The rest documents are divided based on the five-fold cross-validation, giving 280 documents for training and 70 documents for testing in each fold.

Data annotation remark. We note that the annotations of the opinion-role pairs in the data are limited within one sentence. In other words, there is no cross-sentence opinion-role pair. Therefore, we conduct statistics and experiments at sentence level. We also note that 3.3% sentences have been annotated with only standalone opinion terms, with no governed role terms.

D Demonstration of Syntax and Structure Information

In syntax-enhanced neural transition model, we adopt POS tags, the dependency tree and partially predicted opinion-role structure. We employ the Stanford CoreNLP Toolkit⁶ to obtain both the dependency parses and the POS tags. Meanwhile, we pre-define four types of edges for building opinion-role structure. Here we elaborate these related labels.

1) POS tags. The POS tags are based on the Penn Treebank tag set.⁷ Table 6 shows the statistics on our dataset.

2) Dependency labels. In Table 7, we list some dependency labels which are the commonly occurred types on MPQA v2.0 dataset. Please refer

⁵ Available at <https://mpqa.cs.pitt.edu/>

⁶ <https://stanfordnlp.github.io/CoreNLP/>, CoreNLP v4.2.0

⁷ https://www.ling.upenn.edu/courses/Fall_2003/ling001/penn_treebank_pos.html

| POS Tag | Description |
|---------|-----------------------|
| CC | coordin. conjunction |
| DT | determiner |
| IN | preposition/sub-conj |
| JJ | adjective |
| NN | noun, sing. or mass |
| NNS | noun, plural |
| NNP | proper noun, singular |
| PRP | personal pronoun |
| PRP\$ | possessive pronoun |
| RB | adverb |
| RP | particle |
| TO | to |
| VB | verb base form |
| VBD | verb past tense |
| VBG | verb gerund |
| VCN | verb past participle |
| VBP | verb non-3sg pres |
| VBZ | verb 3sg pres |

Table 6: The most commonly-occurred POS tags on MPQA v2.0.

to Stanford typed dependency⁸ for more details about the dependency labels.

| Dependency Label | Description |
|------------------|-----------------------------|
| <i>amod</i> | adjectival modifier |
| <i>advcl</i> | adverbial clause modifier |
| <i>advmod</i> | adverb modifier |
| <i>compound</i> | compound |
| <i>ccomp</i> | clausal complement |
| <i>cc</i> | coordination |
| <i>conj</i> | conjunct |
| <i>det</i> | determiner |
| <i>dep</i> | dependent |
| <i>obj</i> | object |
| <i>obl</i> | oblique nominal |
| <i>mark</i> | marker |
| <i>nsubj</i> | nominal subject |
| <i>nmod</i> | nominal modifier |
| <i>nmod:poss</i> | possessive nominal modifier |
| <i>xcomp</i> | open clausal complement |

Table 7: The most commonly-occurred dependency labels on MPQA v2.0 dataset.

3) Opinion-role structure labels. We can categorize the edge types in the opinion-role structure into two major classes: inter-term edges E_C and inner-term edges E_R , as summarized in Table 8.. For the inter-term edges, we have *hd* and *tg* la-

⁸ https://nlp.stanford.edu/software/dependencies_manual.pdf

bels, representing the role type *holder* and *target* respectively. For the inner-term edges, we have *role* and *opn* labels for the role term and opinion term respectively.

| Label | Description |
|---------------------|---|
| • inter-term | |
| <i>hd</i> | connecting the last token of an opinion term to the last token of a role term with <i>holder</i> type |
| <i>tg</i> | connecting the last token of an opinion term to the last token of a role term with <i>target</i> type |
| • inner-term | |
| <i>role</i> | connecting the tail token to the other tokens within a <i>role</i> term |
| <i>opn</i> | connecting the tail token to the other tokens within an <i>opinion</i> term |

Table 8: The descriptions of the arc labels in opinion-role structure.

Inter-term edges denote the connections between the last token of the two terms in an opinion-role pair. For example in Fig. 10, ‘CDU’ \xrightarrow{hd} ‘chose’ and ‘chose’ \xrightarrow{tg} ‘him’.

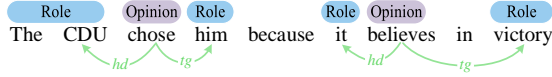


Figure 10: Illustration of inter-term structure.

Inner-term edges demonstrate the links within an opinion term or a role term. We construct the inner-term arcs by the *tail-first* strategy (Barnes et al., 2021), connecting the tail token to all the other inner-term tokens. For instance in Fig. 11, ‘the’ \xrightarrow{role} ‘Countries’, ‘Organization’ \xrightarrow{role} ‘Countries’, and ‘will’ \xrightarrow{opn} ‘support’.

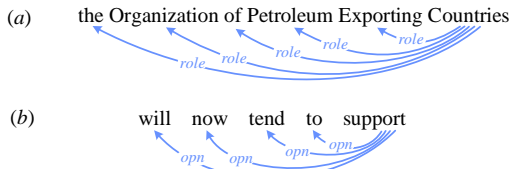


Figure 11: A role term (a) and opinion term (b) with their corresponding inner-term structure.

E Hyper-Parameter Setups

Table 10 lists all hyper-parameters of PtrTrans and SyPtrTrans, respectively. Our implementation is

based on the Dynet⁹ library. For a fair comparison, we conduct all experiments (e.g., for the decoding speed) with an identical hardware environment, using a NVIDIA GeForce GTX 1080Ti GPU and 11 GB graphic memory. The codes are uploaded as the supplementary materials. We will make our codes publicly available upon the acceptance of our paper.

F Action Preconditions

To ensure a sound transformation of each state, we put some preconditions on each action when making prediction, i.e., $\mathcal{A}(t)$. We in Table 9 list the detailed definitions for the actions.

G Training Objects

The target of our system is to produce the opinion-role structure \hat{Y} given the gold Y , which can be decomposed of three parts, including action prediction, term end boundary prediction and role type detection.

First of all, we transform the gold output opinion-role structure into a sequence of actions, so the first object is to minimize the negative log likelihood of actions under the gold-standard actions:

$$\mathcal{L}_a = - \sum_t \hat{y}_t^A \log y_t^A, \quad (27)$$

\hat{y}_t^A and y_t^A are gold and predicted action at step t . Note that we also use the beam search for a global-level searching, with beam size of 16.

The second objective is for detecting the end boundary of an opinion or role term via the PointNet, implementing as a cross-entropy loss:

$$\mathcal{L}_p = - \sum_{i=\mathcal{D}(m)} \sum_{k=i}^T \hat{o}_{ik} \log o_{ik}, \quad (28)$$

where $i = \mathcal{D}(m)$ is the start position of the m -th opinion or role term. T is the length of input sentence.

We adopt cross-entropy of these predictions over gold role types to train a role type detector:

$$\mathcal{L}_c = - \sum_Q \hat{c} \log c, \quad (29)$$

where Q indicates the number of pairs, \hat{c} and c are gold and predicted role label, respectively.

We finally ensemble the above items:

$$\mathcal{L} = \mathcal{L}_a + \mathcal{L}_p + \mathcal{L}_c + \frac{\eta}{2} \|\theta\|^2. \quad (30)$$

⁹<http://dynet.io/>

| Preconditions | Action | Valid follow-up actions |
|--|----------|-------------------------|
| $(\beta \geq 1) \wedge (\lambda = \text{Null})$ | O-START | [ARC, NO-ARC, SHIFT] |
| $(\beta \geq 1) \wedge (\lambda = \text{Null})$ | R-START | [ARC, NO-ARC, SHIFT] |
| $(\beta \geq 1) \wedge (\lambda = \text{Null})$ | NO-START | [O/R/NO-START] |
| $(\lambda \neq \text{Null}) \wedge (\sigma^r \geq 1 \vee \sigma^o \geq 1)$ | ARC | [ARC, NO-ARC, SHIFT] |
| $(\lambda \neq \text{Null}) \wedge (\sigma^r \geq 1 \vee \sigma^o \geq 1)$ | NO-ARC | [ARC, NO-ARC, SHIFT] |
| $(\lambda \neq \text{Null}) \wedge (\sigma^r = 0 \vee \sigma^o = 0)$ | SHIFT | [O/R/NO-START] |

Table 9: Preconditions of transition actions and its corresponding valid precedent actions.

| Parameter | PtrTrans | SyPtrTrans |
|--|------------------|-----------------------------|
| • hyper-parameter | | |
| batch size | 8 | 16 |
| word embedding size | 300 | - |
| BERT embedding size | 768 | 768 |
| kernel size of CNN | 3, 4, 5 | 3, 4, 5 |
| UDOG edge label embedding | - | 50 |
| POS tag embedding | - | 50 |
| term length embedding | 50 | 50 |
| hidden size of BiLSTM for β, λ | 150 | 150 |
| layers of BiLSTM for β, λ | 2 | 2 |
| hidden size of Stack-LSTM | 300 | 300 |
| hidden size of BiLSTM for A | 60 | 60 |
| layers of BiLSTM A | 1 | 1 |
| hidden size of RCGA | - | 300 |
| learning rate | 0.0015 | 4e-5 |
| ℓ_2 weight decay | 5e-5 | 5e-5 |
| regularization factor η | 0.2 | 0.2 |
| dropout for word representation | 0.4 | 0.2 |
| dropout for state representation | 0.4 | 0.4 |
| • trainable parameter | | |
| W_1, W_2 | 1×300 | 1×300 |
| W_3 | 300×650 | 300×650 |
| W_4 | 300×300 | - |
| W_5, W_6 | - | 1×350 |
| W_7 | - | 1×100 |
| W_8 | - | 1×300 |
| W_9 | - | 300×350 |
| W_{10} | - | $300 \times 301 \times 301$ |

Table 10: Detailed parameter setups of PtrTrans and SyPtrTrans.

H Results in Given-opinion Setting

We also conduct experiments on the extraction of role terms in the given-opinion setting, following prior works. The results are shown in Table 11. First of all, when using Glove embedding, PtrTrans achieves the best performance on the extraction of the overall role terms, especially the target role terms. More crucially, our SyPtrTrans model brings more prominent results against all baselines. Moreover, we observe that the performance can be substantially boosted with the help of BERT. After integrating the external syntactic knowledge, the methods bring further improvements. Yet, our SyPtrTrans system still beats other syntax-enhanced methods, especially the best-performing method,

| | Exact F1 | | |
|-------------------------------------|--------------------------------------|--------------------------------------|----------------------------------|
| | $\mathcal{O}\text{-}\mathcal{R}(hd)$ | $\mathcal{O}\text{-}\mathcal{R}(tg)$ | $\mathcal{O}\text{-}\mathcal{R}$ |
| • w/o BERT | | | |
| Zhang et al.(2019a) [†] | 73.07 | 42.70 | 58.30 |
| Zhang et al.(2020) [†] | 73.05 | 44.21 | 58.79 |
| SPANOM [†] | 72.40 | 45.83 | 59.62 |
| PtrTrans | 72.45 | <u>45.95</u> | <u>59.67</u> |
| SyPtrTrans | 73.98 | 47.29 | 61.58 |
| • w/ BERT | | | |
| Zhang et al.(2020) [†] | 76.74 | 52.61 | 64.73 |
| SPANOM [†] | 76.47 | 54.95 | 65.95 |
| PtrTrans | 76.25 | 55.08 | 65.61 |
| Zhang et al.(2020)+Syn [†] | <u>79.51</u> | <u>56.61</u> | <u>68.08</u> |
| SPANOM+Syn | 78.34 | 56.96 | 68.02 |
| SyPtrTrans | 79.75 | 57.16 | 68.24 |

Table 11: Extraction of role terms in the given-opinion setting. Bold numbers mean the best results, and underlined numbers denotes the second best results.

achieving 79.75% and 57.16% F1 scores on the extraction of holder and target role terms.

I Impact of Opinion-role Pair Distance

Fig. 12 shows the results on the extraction of opinion-role pairs under various distances from opinion terms to their corresponding role terms. Generally, we see that along with the increasing of the distances, the overall performances decrease gradually. SyPtrTrans always presents the best performances on fighting against the drop. Furthermore, We notice both the syntactic dependency structure and opinion-role structure are capable of handling the opinion-role pairs with longer distances, where especially the former one is more prominent than the latter. Notably, even without the use of UDOG, our SyPtrTrans still outperforms the SPANOM model.

J Impact of Syntax Parse Quality

To evaluate the impact of syntax parsing accuracy on our model, we consider training a Biaffine dependency parser based on Pann TreeBank (PTB) corpus. By controlling the performances of the

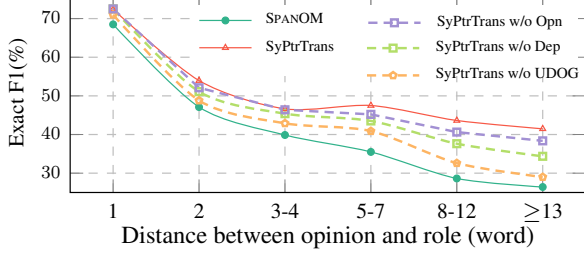


Figure 12: Performances ($\mathcal{O}-\mathcal{R}$) under different opinion-role distances.

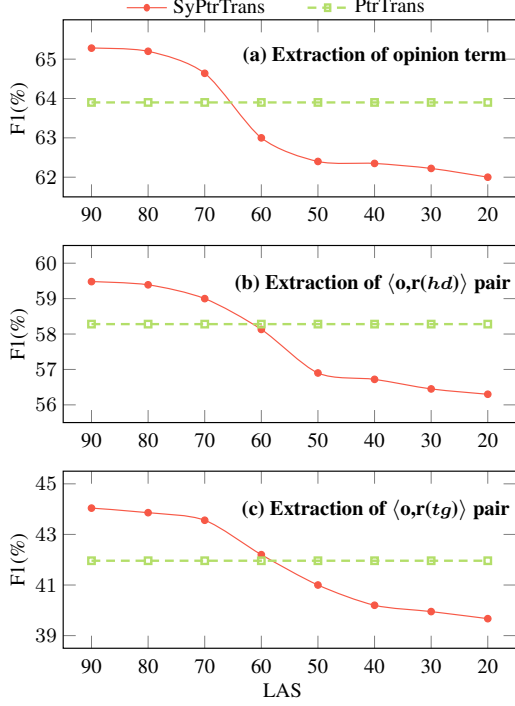


Figure 13: Performance on predicting opinion terms (a), $\langle \text{opinion}, \text{role}(\text{hodler}) \rangle$ pairs (b) and $\langle \text{opinion}, \text{role}(\text{target}) \rangle$ pairs (c) under different parser qualities.

parser, e.g., the dependency parser with different LAS, we obtain an array of parsers with different qualities. We then use these parsers to parse our MPQA v2.0 dataset for obtaining the corresponding syntax annotations in varying quality. We then train/test our proposed framework on these datasets, respectively, and observe the corresponding performances. As illustrated in Fig. 13, we find that the syntactic feature quality influences the model in different extent: with the decreasing of parse quality, the performance drops dramatically. In this work we employ the Stanford Parser, which has obtained high to 93.4% LAS parsing performances, yielding comparably high quality of syntax parses. We believe this meets our demands exactly.

K Dynamic Illustration of SyPtrTrans

For a complete understanding of our syntax-enhanced system, i.e., SyPtrTrans, we illustrate the process from transition step 3 to step 7 with full details, as shown in Fig. 14.

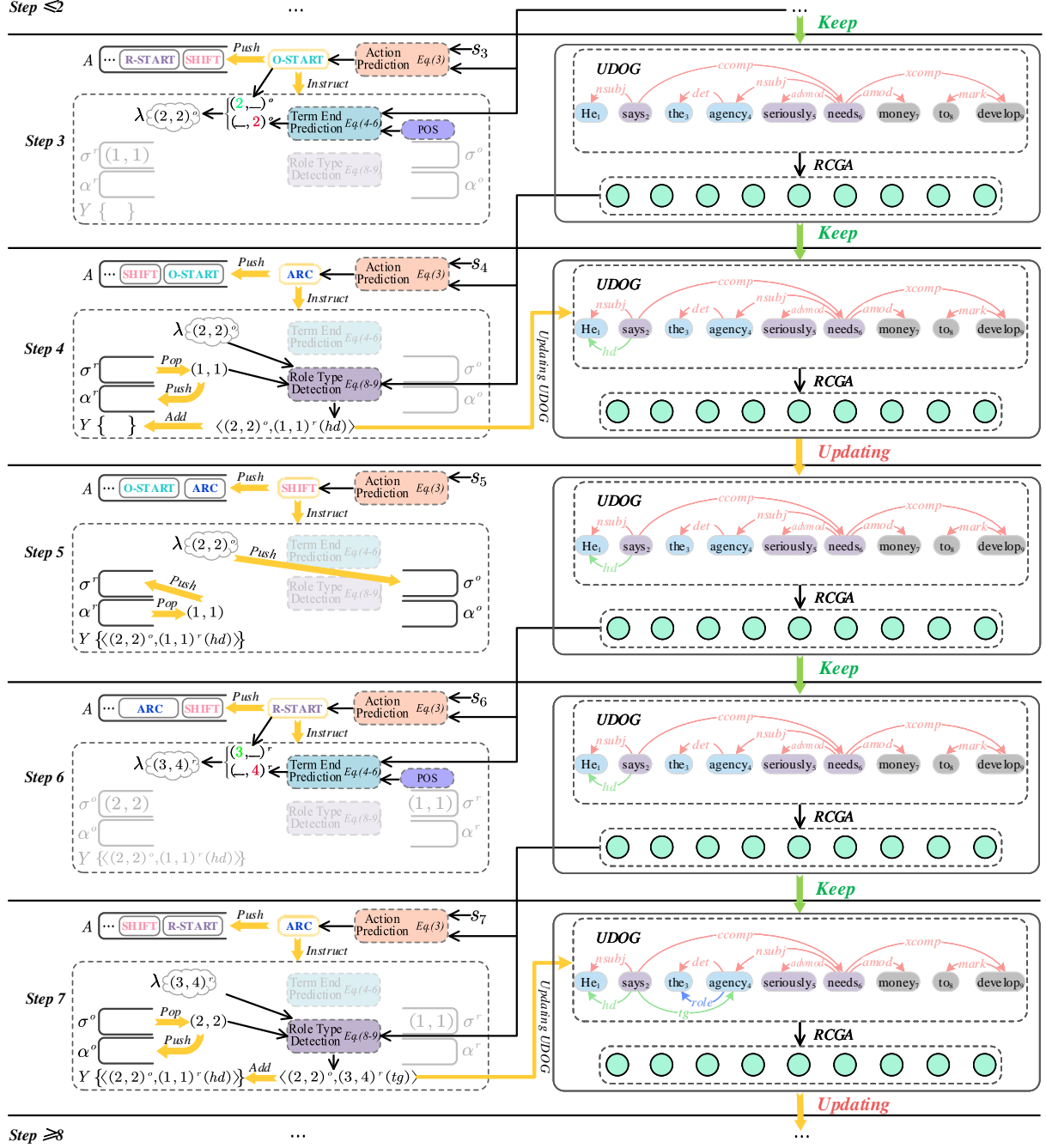


Figure 14: The dynamic transition steps in SyPtrTrans.