

Incremental Class Learning using Variational Autoencoders with Similarity Learning

Jiahao Huo

School of Computer Science and Applied Mathematics
University of the Witwatersrand, South Africa
jiahaohuo@gmail.com

Terence L van Zyl

Institute for Intelligent Systems
University of Johannesburg, South Africa
tvanzyl@uj.ac.za

Abstract—Catastrophic forgetting in neural networks during incremental learning remains a challenging problem. Previous research investigated catastrophic forgetting in fully connected networks, with some earlier work exploring activation functions and learning algorithms. Applications of neural networks have been extended to include similarity and metric learning. It is of significant interest to understand how metric learning loss functions would be affected by catastrophic forgetting. Our research investigates catastrophic forgetting for four well-known metric-based loss functions during incremental class learning. The loss functions are angular, contrastive, centre, and triplet loss. Our results show that the rate of catastrophic forgetting is different across loss functions on multiple datasets. The angular loss was least affected, followed by contrastive, triplet loss, and centre loss with good mining techniques. We implemented three existing incremental learning techniques, iCARL, EWC, and EBLL. We further proposed our novel technique using VAEs to generate representation as exemplars that are passed through intermediate layers of the network. Our method outperformed the three existing techniques. We have shown that we do not require stored images as exemplars for incremental learning with similarity learning. The generated representations can help preserve regions of the embedding space used by prior knowledge so that new knowledge will not “overwrite” prior knowledge.

Index Terms—Catastrophic forgetting, incremental learning, similarity learning, convolutional neural network (CNN)

I. INTRODUCTION

In the context of machine learning, incremental learning refers to the incremental updating of a model as new data becomes available or extending the model to incorporate additional tasks. An incrementally trained model should ideally retain the previous knowledge attained while incorporating new knowledge as it trains [21], [28]. Some machine learning algorithms cannot retain prior knowledge while incrementally learning and suffer from catastrophic forgetting. This catastrophic forgetting occurs during training in which new data or tasks are presented to the model that contains few or no examples drawn from prior learned distributions [14], [23].

Catastrophic forgetting in neural networks remains an open challenge [4]–[6], [25]. Historically, the focus has been placed on incremental supervised classification in multi-layer perceptrons (MLP). However, there is a lack of empirical evidence regarding the extent to which metric-learning is affected by catastrophic forgetting. This paper investigates and presents results on the impact of catastrophic forgetting on incremental metric learning. We evaluated to what extent each of the

loss functions: angular, contrastive, centre and triplet loss, are affected by catastrophic forgetting. We replicated the existing catastrophic forgetting test procedure of Kemker *et al.* [10] which is done for classification. Our work looks at four-loss functions using MNIST, EMNIST, Fashion-MNIST, and CIFAR-10 in metric learning. We compared the four-loss functions against each other across four datasets and observed which loss function retains base knowledge during incremental class learning.

We implemented three current state of the art solutions aimed at reducing catastrophic forgetting during incremental learning. The existing solutions consisted of Elastic Weight Consolidation [11], Encoder-Based lifelong learning [22], and iCarl [24]. All three are effective at countering catastrophic forgetting during incremental learning. We investigate the viability of existing solutions to reduce catastrophic forgetting during incremental class learning, which is very different from incremental class classification learning. We further introduced our novel method using simple Variational Autoencoders (VAE) to generate representations after the convolutional layers to supplement previously seen data without regenerating entire images as this would be difficult for complex images.

- We show that our technique outperformed the other three existing solutions for incremental class learning.
- We show that Elastic Weight Consolidation and Encoder Based Lifelong are less effective than other methods for incremental class learning.
- We introduce the importance of keeping some form of previous knowledge during incremental class learning.
- We demonstrate that generated representations from VAEs works just as well as images for exemplars.
- We highlight that with good mining techniques, Angular loss is least affected by catastrophic forgetting.
- We reinforce that an increased number of initial classes comes with increased catastrophic forgetting.
- We illustrate that the more difficult the task the greater the catastrophic forgetting.

II. RELATED WORK

A. Catastrophic forgetting in neural networks

Goodfellow *et al.* [6] investigated catastrophic forgetting in gradient-based neural networks used for classification. The

results showed that various combinations of activation function and learning were affected differently by catastrophic forgetting. Rannen *et al.* [22] investigated catastrophic forgetting in deep convolutional neural networks (DNN) and applied an encoder-based solution to improve knowledge retention. Autoencoders suffer from forgetting when fine-tuned but forgetting can be decreased with the use of regularisation techniques [2]. Work by Thanh-Tung *et al.* [29] conducted an in-depth analysis into what causes catastrophic forgetting in Generative Adversarial Networks (GAN) and highlight some ways in which the problem can be remedied [27]. They applied two existing solution Elastic Weight Consolidation and Synaptic Intelligence continual learning method to the GANs and showed that it helped reduced catastrophic forgetting and helped the GANs to converge quicker.

B. Catastrophic forgetting in deep neural networks

The work by Rannen *et al.* [22] demonstrated the problem of catastrophic forgetting in deep convolutional neural networks (DNN) AlexNet. The work highlighted the classification performance drop in a previously learned task when a DNN is fine-tuned for newer classification tasks. The authors proposed using lightweight autoencoders to preserve the feature representations learned by the base network (AlexNet) that were optimal for the task before learning the next task. An autoencoder is trained after the network learns each new task, increasing storage requirements for storing each autoencoder. The methods proposed significantly reduced catastrophic forgetting that occurred when incrementally learning new tasks for classification.

C. Catastrophic forgetting in autoencoders

The work by Choi *et al.* [2] proposed the use of an autoencoder-based incremental class learning method for classification without the use of a softmax classification layer like conventional classification models. The work is premised on the notion of a metric-based classification method, nearest-class-mean (NCM), an earlier work by Mensink *et al.* [15]. The idea is to make use of a pre-trained fixed network as a feature extractor for the autoencoder. The autoencoder is trained on the feature embeddings. The encoded representations from the encoder are used for cosine similarity-based classification. The problem of catastrophic forgetting occurs when the autoencoder is fine-tuned for feature embedding from new classes learned incrementally. To overcome this difficulty, the authors use regularization techniques: Synaptic Intelligence (SI) [34], and Memory Aware Synapses (MAS) [1]. The techniques add a term to the existing loss function during the incremental class learning phase. The methods demonstrated good memory retention without the need to train on older data.

D. Catastrophic forgetting in generative adversarial networks

The work by Thanh-Tung *et al.* [29] showed an in-depth analysis of catastrophic forgetting in Generative Adversarial Networks (GAN). The paper focused on explaining the causes

and effect of catastrophic forgetting and how it is related to mode collapse and non-convergence of the GANs. The work highlighted the problem of GANs suffering from forgetting even when it is trained on eight datasets generated from a single mixture of eight Gaussians model. Further analysis into sequential learning real-world image datasets such as CIFAR-10 and CelebA exhibited the same problem in GANs. The first main reason being that previous information learned from previous tasks is not used for the task. Second, the current task is too different from previous tasks, and therefore knowledge is not reused and is instead overwritten. Existing work by Seff *et al.* [27] demonstrated the use of Elastic Weight Consolidation (EWC) [11] to overcome catastrophic forgetting in GANs during sequentially training on set of distributions.

E. Elastic Weight Consolidation

Elastic weight consolidation (EWC) is a method proposed by Kirkpatrick *et al.* [11] aimed at overcoming the limitations of catastrophic forgetting in neural networks during incremental learning. EWC selectively slows down the learning of weights that are of importance to the previously learned tasks. The constraint used to slow down weight updates is the Gaussian distribution modelled using the network weights as the mean and diagonal of the Fisher information matrix as the diagonal precision from previous tasks. The update constraint is shown as:

$$L(\theta) = L_t(\theta) + \sum_i \frac{\lambda}{2} F_i (\theta_i - \theta_{t-1,i}^*)^2, \quad (1)$$

where $L(\theta)$ is the combined loss. θ are the network parameters. $L_t(\theta)$ is loss of the current training session at time t . λ is a hyper-parameter that indicates the importance of the old tasks compared to the new tasks. i represents each parameter of the network. F is the Fisher Information Matrix used to constrain the weights important for previously learned tasks to the original values. θ_{t-1}^* are the trainable parameters from the previously trained model of training session, $t-1$. Kirkpatrick *et al.* computed the Fisher Information Matrix using the gradient of the cross entropy loss from the output of the network. To use EWC for metric learning, we applied the gradient of our respective loss functions to compute the Fisher Information Matrix instead of cross entropy.

F. Incremental Classifier and Representation Learning (iCaRL)

Incremental Classifier and Representation Learning (iCaRL) is a method proposed by Rebuffi *et al.* [24] for reducing catastrophic forgetting. iCaRL can learn a strong classifier and a data representation simultaneously. As a result, it is compatible with deep neural networks. iCaRL primarily relies on the storing of exemplars from previously seen classes. Each class's exemplar set is constructed by storing k images ranked by the closeness of their representation to the class's mean representation. This selection of the k closest images is known as the herding algorithm. The stored exemplars are used to supplement the incremental learning phase of new classes and

using knowledge distillation. Classification is performed using the stored exemplars following the nearest-mean-of-exemplars rule: A new image is classified to the class of the exemplar closest to it. iCarl is reported to learn classes incrementally over a longer period where other methods failed more quickly.

We implemented the exemplar herding algorithm as shown in the iCarl paper. iCarl is designed to be used with a classification network, and the distillation in use is a modification of cross entropy [7] that can not be used as is in similarity learning. We instead used a different form of distillation loss more suitable to similarity learning. The work by Park *et al.* [18] introduces different types of distillation loss that we can use for similarity learning. We made use of the angle-wise distillation loss to preserve the relationship between exemplars while incrementally learning. The angle-wise distillation loss is defined as follows:

$$L_A = \sum_{x_i, x_j, x_k \in X^3} \ell_h(V_A(t_i, t_j, t_k), V_A(s_i, s_j, s_k)), \quad (2)$$

where V_A is the angle-wise potential between the triplet images, x_i, x_j, x_k and ℓ_h refers to the Huber loss. t_i, t_j, t_k is the output of the teacher network (model that is trained and frozen) for the triplet images. s_i, s_j, s_k is the output of the student network (model that is being updated). The loss penalizes the angular differences between the two networks. An angle has higher property compared to distant which may should be better when transfer knowledge better compared to distance.

G. Encoder-Based Lifelong Learning

Encoder-Based Lifelong Learning (EBLL) was proposed by Rannen *et al.* [22] for incremental learning in classification tasks. The method modifies how the convolutional layers of a network are updated. After each incremental learning task, an autoencoder is trained to reconstruct the “images” at the convolutional layers’ output. The reconstructed images are passed through the network’s remaining fully connected layers to calculate their resulting classification loss. The reconstruction loss, together with the classification loss, is used to update the autoencoder’s weights. For each new incremental learning task, the previous tasks classification layer is detached, and a new classification layer attached. A frozen copy of the previous optimal network is made before training the next incremental task. The new images are passed through both the new and frozen network during training for the new task. However, only the new network is updated. For updating the network’s weights, the images’ convolutional layers outputs of the new and frozen network are passed into the autoencoder up to the bottleneck layer, where the mean square error is calculated and added to the classification loss and propagated through the network’s weights. This process constrains the weight update of the convolutional network layers to compromise between new and old tasks. The loss for optimizing the autoencoder for metric learning is shown as:

$$L_{ae} = \lambda \times ||r(F^*(X^1)) - F^*(X^1)|| + \ell_{\text{metric learning}}, \quad (3)$$

where L_{ae} is the total loss of the autoencoder, $r(F^*(X^1)) - F^*(X^1)$ is the reconstruction mean square error loss, $\ell_{\text{metric learning}}$ is the respective metric learning loss functions we would be using shown in Section II-I, and λ is the importance we put on the reconstruction loss as stated in the paper [22]. F^* refers to the optimized convolutional layers of the network for the task.

H. Our approach

Rannen *et al.* constrain the weights of the feature extraction layers (convolutions) that were optimal for previous tasks with an autoencoder. The solution is effective when reusing the feature extraction layers (convolutions) on new tasks. Each task is tested independently from the others with its classification layer. The approach yields promising results by finding a middle-ground across tasks. We previously demonstrated that the approach is not effective for incremental class learning.

The iCarl method by Rebuffi *et al.* largely depends on the storage and usage of exemplars. As reported, the performance of iCarl decreases with time as the number of exemplars per class is reduced to accommodate new classes. Eventually, the stored exemplars may not be sufficient to represent all classes.

We propose a novel approach that brings together ideas from Rannen *et al.* and Rebuffi *et al.*. We train a new variational autoencoder (VAE) for each class. The VAEs learn representations at the end of the convolutional layers. The use of VAEs allows us to sample previously seen classes as an output from the convolutional layers compared to reconstructing images from each. A complete CNN approach is more computationally expensive and requires more complex VAEs but is not infeasible.

Our method requires that the convolutional layers be frozen after initial training. Alternatively, pre-trained frozen convolutional layers from a base model can be used. The convolutional layers are frozen since the reconstructions from the VAEs will not match if the weights in the convolutional layers change. During incremental class training, the VAEs generate samples from previously seen classes combined with the new classes to perform incremental metric learning. The autoencoder’s reconstruction loss function varies depending on the network’s last convolutional layer’s activation function. For example, in our case, the last convolutional layers use sigmoid activation, and therefore we used the Binary Cross-Entropy objective function to calculate the reconstruction errors VAEs summed with the Kullback-Leibler divergence. The loss function to update the VAEs is given as:

$$L_{VAE} = -\frac{1}{N} \sum_{i=1}^N y_i \cdot \log(p(y_i)) + (1 - y_i) \cdot \log(1 - p(y_i)) + \frac{1}{2}(\exp(\sigma^2) + \mu^2 - 1 - \sigma^2), \quad (4)$$

where σ^2 is the variance of the full dataset and μ is the mean. The first term is the Binary Cross-Entropy reconstruction loss and the second term is the Kullback-Leibler divergence.

We further made use of the angle-wise distillation loss shown in Equation 2 on the generated examples from the VAEs during updating of the network during incremental learning similar to what is done in iCARL [24].

I. Loss Functions

Since the research focuses on catastrophic forgetting in metric learning methods, we consider four prominent loss functions:

1) *Triplet Loss*: Triplet loss by Wang *et al.* [26], [30] has been shown to learn good feature representations for determining image and video similarity [9]. The triplet comprises an anchor ground truth image, a positive image and a negative image. The positive image belongs to the same identity as ground truth, and a negative image is selected from an identity that differs from the anchor. The loss is given as:

$$\mathcal{L} = \max(d(a, p) - d(a, n) + \text{margin}, 0), \quad (5)$$

where d represents euclidean distance, a is the anchor ground truth image, p is the positive image, n is the negative image. The margin represents a radius around the anchor and determines the degree to which the negative image is pushed away. The function optimizes the distance between the anchor-positive and anchor-negative simultaneously by bringing the positive pair closer and pushing the negative pairs apart.

2) *Contrastive Loss*: Contrastive loss finds optimal features by using pairs of positive and negative non-matching pairs of images. The function is given as:

$$\mathcal{L} = \frac{1}{2}(1 - Y)(d(\tilde{y}_i, \tilde{y}_j))^2 + \frac{1}{2}(Y)\{\max(0, \text{margin} - d(\tilde{y}_i, \tilde{y}_j))\}^2, \quad (6)$$

where Y represents the label 0 or 1 and is 0 if the input pair are from the same class and 1 otherwise. $d(\tilde{y}_i, \tilde{y}_j)$ represents the Euclidean distance between the output feature representations of the network for the pair of images. The loss function differs from triplet loss in that it tries to minimize the distance between positive pairs and maximize negative pairs in separate steps.

3) *Angular Loss*: Wang *et al.* [31] aimed to overcome some of the challenges with triplet loss. These problems include the infeasibility of exhaustive sampling and the use of a single global margin m . Angular loss tries to address these by constraining the angle of the triangle between the triplets. The resulting rotation and scale invariance make the loss function more robust to significant variations in features. The angular loss of a batch \mathcal{B} of size N is defined as:

$$l_{ang}(\mathcal{B}) = \frac{1}{N} \sum_{x_a \in \mathcal{B}} \{\log[1 + \sum_{\substack{x_n \in \mathcal{B} \\ y_n \neq y_a, y_p}} \exp(f_{a,p,n})]\}, \quad (7)$$

where x_a is the anchor image. x_n is a negative image (different class from anchor). Function f is defined as

$$f_{a,p,n} = 4 \tan^2 \alpha (x_a + x_p)^T x_n - 2(1 + \tan^2 \alpha) x_a^T x_p, \quad (8)$$

where x_p is a positive image (same class as anchor image). α is the degree of the angle. y_n is the class label of the negative image. y_a is the class label of the anchor image. y_p is the class label of the positive image.

4) *Center loss*: Wen *et al.* [32] try to enhance the discriminative power of learned features specifically for facial recognition. The loss function learns a center for features of unique classes. It simultaneously penalizes the distances between the features of the images and their corresponding class centers that maximize inter-class separation and intra-class compactness. Center loss cannot be used directly as a loss function and is therefore paired with softmax as defined by:

$$L_{s+c} = - \sum_{i=1}^m \log \frac{e^{W_{y_i}^T x_i + b_{y_i}}}{\sum_{j=1}^n e^{W_j^T x_i + b_j}} + \frac{\lambda}{2} \sum_{i=1}^m \|x_i - c_{y_i}\|_2^2, \quad (9)$$

where L_{s+c} denotes the loss comprising of both softmax and center loss. The left term is the formula for softmax function. The right term is the formula for center loss. x_i denotes the features from the network. c_{y_i} denotes the center value for class y_i . λ is a scalar that represents the importance of weighting between the two losses. In the paper, a scalar value, α , that controlled the learning rate of the centers.

III. METHODOLOGY

A. Datasets

To analyze the impact of catastrophic forgetting in metric learning, all methods are subjected to incremental learning scenarios on well-known datasets. The datasets used are the MNIST, EMNIST, FashionMNIST, and CIFAR1. MNIST is handwritten digits [13]. EMNIST is upper and lower case letters from the English alphabet [3]. We regard the upper/lower cases as coming from the same class to increase the difficulty. Fashion-MNIST obtained images of clothes and shoes from Zalando's articles [33]. CIFAR10 is a low-resolution objects [12]. The MNIST classes are unbalanced, but the sample sizes for each class are very similar. For all other datasets, the classes are balanced. We used the Scikit-learn [20] stratified split to take 20% from the base-training set and inc-training sets to be used as a base-validation set and inc-validation sets during training.

B. Architecture of CNN

We utilise a neural network with three 2D convolutional layers interleaved with a max-pooling layer. The final max-pooling layer is followed by a flatten layer, and two ReLU activated fully connected layers. The output layer is a linearly activated, fully connected layer with an output size of 128. We ensured that the networks perform reasonably well on all datasets to observe the effect of catastrophic forgetting. For our novel method, we changed the activation function layer of the last 2D convolutional layer from ReLU to sigmoid to use binary cross-entropy as our reconstruction loss for our VAEs. Figure 1 shows our used CNN architecture.

C. Experiment Setup

1) *Preprocessing*: Preprocessing done on the MNIST and EMNIST dataset comprised normalizing the pixel values with the mean and standard deviation of [1307.,3801], respectively. For FashionMNIST, we normalize the pixel values

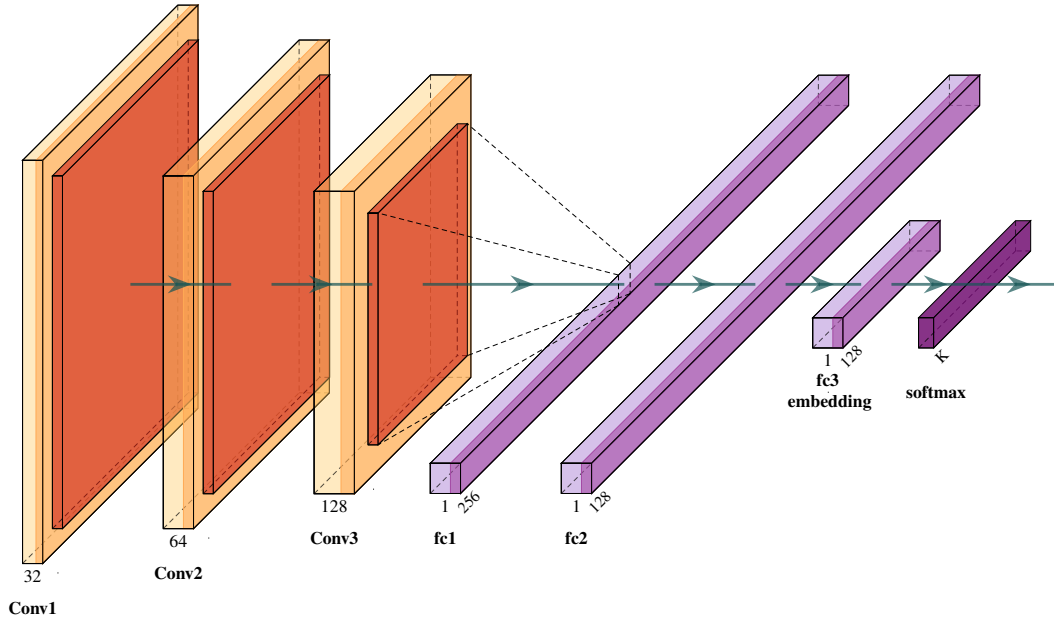


Figure 1: Architecture of our convolution neural network. The yellow layers represents the convolution, the orange represents the pooling layers, and the purple are fully connected layers. The K refers to the number of classes in the data. Note that the softmax fully connected layer is only used for Center Loss. For the rest of the loss functions, we only use the network up to fc3.

with mean and standard deviation values of [.2860, .3530], respectively. On CIFAR10, the pixels were normalized with the mean and standard deviation values of [(4914, 4822, 4465), (.2023, .1994, .2010)] respectively. Additionally, padding of size four and data augmentation through horizontal flipping during training was used. The padding and augmentation are used to overcome the dataset’s toughness and, in so doing, obtain sufficient performance to demonstrate the effects of catastrophic forgetting.

2) *Pair and Triplet Mining* : Pairs and Triplets for training and validation were generated online during training. We mined triplet images with semi-hard negative online mining on positive and negative image pairs. A variety of diverse classes during training allows us to optimise distances between positive and negative classes. We performed pair margin mining to generate pairs of images for contrastive loss. An angular miner was used to generate triplets for angular loss that are of an angle greater than α . All mining was performed using the Pytorch Metric Learning library [17] with the hyper-parameters specified in Section III-C3.

3) *Hyper-parameters*: The angle, α , for the angular loss in our implementation was 45° previously found as optimal for object detection [31] for MNIST and EMNIST dataset. An angle of [35, 40] was used for CIFAR10 and FashionMNIST, obtained by grid-search on a range between 30 and 50 in steps of 5. The margin for contrastive and triplet loss functions were 1.0 and 1.25, respectively. The margin was determined through grid-search on the range .25 to 2.0 in steps of .25. All grid

searches were done using the validation set from Fashion-MNIST, MNIST, and EMNIST. The margins for contrastive (.3841) and triplet (.0961) loss for CIFAR10 were adapted from Musgrave [16] who used these for CUB20. CUB200 is similar to the CIFAR10 dataset in terms of complexity. The hyper-parameters $[\lambda, \alpha]$ for centre loss were [1.0, .5] respectively previously shown to have good results for class separation [31]. We used an importance value of 150 for λ across all the experiments for EWC. We weighted the metric learning loss and distillation loss equally by multiplying both by the 1.0 for iCARL and our approach. The metric learning loss and mean square error loss of the encodes were weighted when summed during CNN and autoencoder update in the EBL approach with a λ value of 1.0.

4) *Exemplars for iCarL*: Rebuffi *et al.* [24], used 2000 exemplars for CIFAR100, which is results in an average ratio of 20 images per class. Therefore in our experiments, we limited the total number of exemplars for MNIST, FashionMNIST, and CIFAR10 to 200 exemplars. For EMNIST letters, we limited the total number of exemplars to 520 for the 26 letter classes.

5) *Training and Testing Setup*: We used an almost identical procedure for incremental learning to that of Kemker *et al.* [10]. We start with half (5) of the classes from each of the datasets: MNIST, Fashion-MNIST, and CIFAR1. For EMNIST, half of the classes is 13. Subsequent training contains data from a single new unseen class. A high-level overview of the steps, followed, are:

- 1) We take all the classes and split them into two sets of

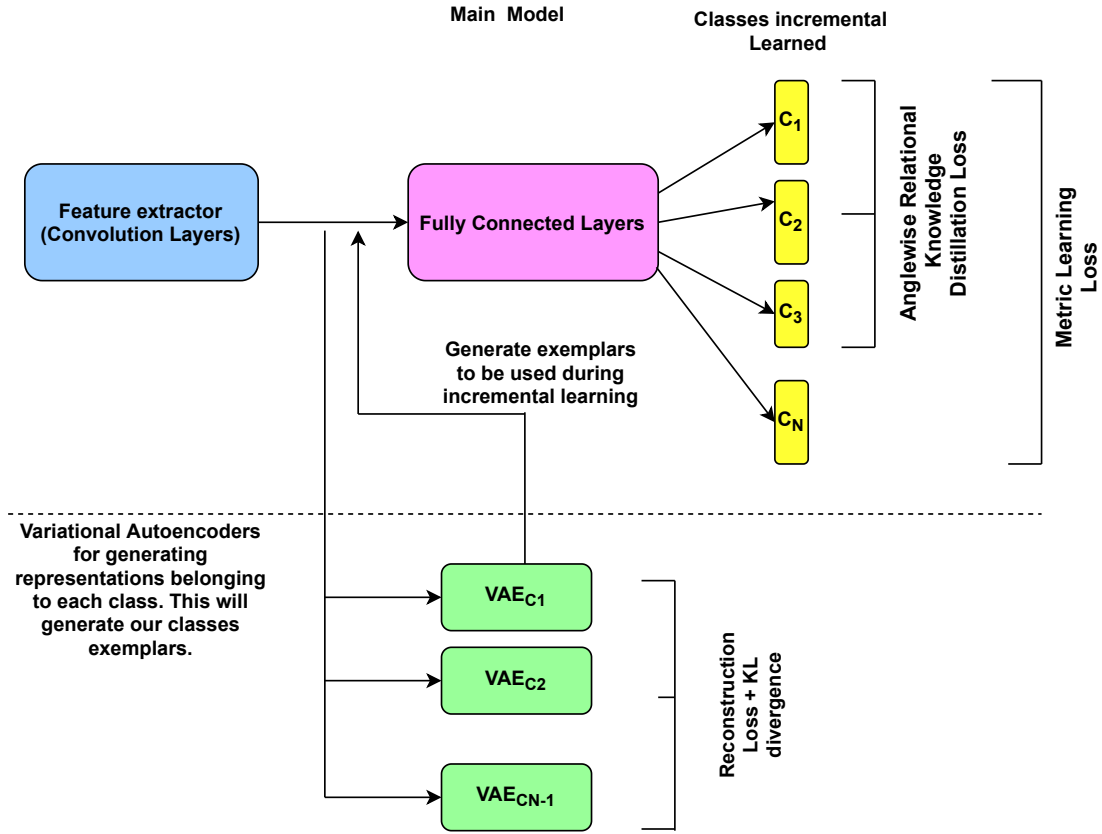


Figure 2: A diagram demonstrating how our approach works. Feature extractor represents the convolutions layers of our network shown in Figure 1. After initially training on base-training set. The feature extractor is frozen so that the VAEs would generate useful representations on how the convolutional layers view each class after passed through.

- classes. A baseline set and the incremental set of classes.
- 2) We split the baseline set into base-training, base-validation and base-test data sets.
- 3) We split the incremental set into inc-training, inc-validation and inc-test data sets.
- 4) We use the base-training and base-validation set to train our initial base models for incremental learning.
- 5) We take one unseen class from our incremental set of classes and one random previously seen class to supplement the unseen class.
- 6) We retrain our base model with the inc-training data set for that unseen class.
- 7) We use the base-test data set from our baseline set to record the mAP@R after each step.
- 8) We repeat from step 5 until all of the incremental sets' classes are exhausted.

Since metric learning loss functions require at least two classes, we take a single class from the previously learned data to pair with the new class. We measure the mean average precision (mAP@R) on the new class after training to assess if the models are still learning. All the models were trained for a maximum of 50 epochs, and the best models selected using early stopping on the validation set. The Adam optimizer was used with a learning rate of .001, β_1 value of .9, and

β_2 value of .999. For our method, we trained one variational autoencoder for each class that the network has seen for each incremental train step. The same Adam optimizer was used for training. The EBL method consisted of us training one autoencoder after each incremental class learning step using the same Adam optimizer as specified above.

We random split the data into two sets of classes consisting of baseline set and incremental set. By doing this, we can get an average results for different combinations of class splits of incremental learning. We repeat the experiment ten times for each incremental learning method model on each dataset (total: 800) using random seeded baseline and incremental splits as previously specified. Each run consisted of the same training and validation splits to save the best models, while the base-test and inc-test sets remains the same for each of the incremental learning methods to keep results consistent.

The models' output is a feature representation of size 128 per image evaluated using mean Average Precision at R (mAP@R). Average precision at R (AP@R) is calculated using a single query identity used to retrieve the top R related relevant images from the database. The AP at R is given by:

$$AP@R = \frac{1}{R} \sum_{k=1}^R P@k \times Rel@k, \quad (10)$$

where R is the total amount of images in the database that belongs to the same class as query image. $P@k$ refers to the precision at k and $Rel@k$ is a relevance score which equals 1 if the document at rank k is relevant and equals 0 otherwise. mAP is the average of the AP over all possible image queries and k up to R .

D. Hardware and software

We used two machines. An AMD RYZEN 3600 processor, 16 GB of RAM, and a GTX 1060 6GB GPU and an AMD RYZEN 3700X processor, 16 GB of RAM and an RTX 2070 8GB GPU. Both machines used Linux, python version 3.6, Pytorch version 1.7.1 [19], and Scikit-learn.

IV. RESULTS AND DISCUSSION

The test metrics used are identical to the incremental class evaluation metrics of Kemker *et al.* [10]. We measured performance (mAP@R) on the base-test set after learning classes sequentially. We track the model’s performance on the new class to ensure that it was still learning. We measured how well a model retains prior knowledge and learns new knowledge by measuring the mean mAP@R performance on each class learned so far during each training session. We used mAP shown in Equation 10 to measure the performance of our model instead of the classification accuracy metric as our models learn based on distance. The metrics in paper by Kemker *et al.* [10] are defined as:

$$\begin{aligned}\Omega_{base} &= \frac{1}{T-1} \sum_{i=2}^T \frac{\alpha_{base,i}}{\alpha_{ideal}} \\ \Omega_{new} &= \frac{1}{T-1} \sum_{i=2}^T \alpha_{new,i} \\ \Omega_{all} &= \frac{1}{T-1} \sum_{i=2}^T \frac{\alpha_{all,i}}{\alpha_{ideal}}\end{aligned}\quad (11)$$

where T is the total number of training sessions, $\alpha_{new,i}$ is the test mAP@R for session i immediately after it is learned. $\alpha_{base,i}$ is the test mAP@R on the first session (base-test set) after i^{th} new sessions have been learned. $\alpha_{all,i}$ is the test mAP@R of all of the inc-test data and base-test set for the classes seen so far. α_{ideal} is the offline model mAP on the base-test set, which is the ideal performance. Ω_{base} measures a model’s retention of the base knowledge, after sequential training sessions. Ω_{new} measures the model’s performance on new classes. Ω_{all} indicates how well a model both retains prior knowledge and acquires new information (how well we retrieve new learnt class among previously seen classes). Ω_{base} and Ω_{all} are normalized with α_{ideal} . The evaluation metrics are between [0,1] unless the results exceed the offline model. The offline models are trained on all the data.

mAP@R is evaluated by extracting a feature embedding of size 128 for every image. The images’ embeddings are compared to all other embeddings and ranked in order of cosine similarity. Each test image was treated as a query once while comparing it’s similarity to the remaining images.

A. Test on base test set during sequential learning

Figure 3 shows to what extent catastrophic forgetting affects initial base knowledge learned during incremental learning. The work by Huo *et al.* [8] showed that triplet loss is less affected by catastrophic forgetting when compared to other metric learning functions. However, there were no special mining techniques for contrastive and angular loss in their work. We have respectively introduced a pairwise and angular miner for contrastive and angular loss in the current setup. With the correct setup of pairs and triplets mining for the metric learning functions, the results show that the various methods suffer from catastrophic forgetting at approximately the same rate. Figure 3 shows that centre loss is still the most impacted by catastrophic forgetting than the other metric learning loss functions. The EMNIST results highlight the complete forgetting of base knowledge if there has been no effort to preserve knowledge over a long time and reinforce this research’s motivation. We note a steeper drop in performance dependent on the number of classes previously learned, as shown for the EMNIST dataset. The complexity of the dataset equally affects the drop’s steepness, as seen in the CIFAR10 case. In summary, we see earlier and more severe catastrophic forgetting in more complex datasets.

The EMNIST results in Figure 4 also illustrate some of the challenges associated with the iCarl method’s retaining of exemplars. As the number of exemplars from each previously seen classes decreases, the network suffers from increased catastrophic forgetting. Secondly, variations of images are essential and keeping only exemplars closest to the class’s mean does not represent a class well. The effectiveness of the exemplars seems to depend on how the mining and loss function work together. The figures show differences in rates of forgetting between the loss functions and the same number of exemplars.

Figures 4, 5, 6, and 7 highlight how each of the methods implemented reduces catastrophic forgetting during sequential class learning by testing on a base-test set after each new class is introduced. Offline models were trained on all available classes and tested on the base-test set to get the ideal mAP@R shown by a dotted line. In Figure 4 to 7, we observe EWC and EBLL do not provide many benefits for incremental class learning but still retain more initial knowledge than incremental training normally would. We see that EWC was the least effective in retaining base knowledge across all datasets and loss functions. We note that the EWC technique is still effective for a smaller number of incremental learning steps. Alternatively, EBLL provided decent base knowledge retention without exemplars and suffered less from catastrophic forgetting over a more significant number of incremental steps. However, the overall best performers for gaining new knowledge and retaining knowledge are iCARL and our approach as supported by the plots and reinforced further by the discussion around Table I below.

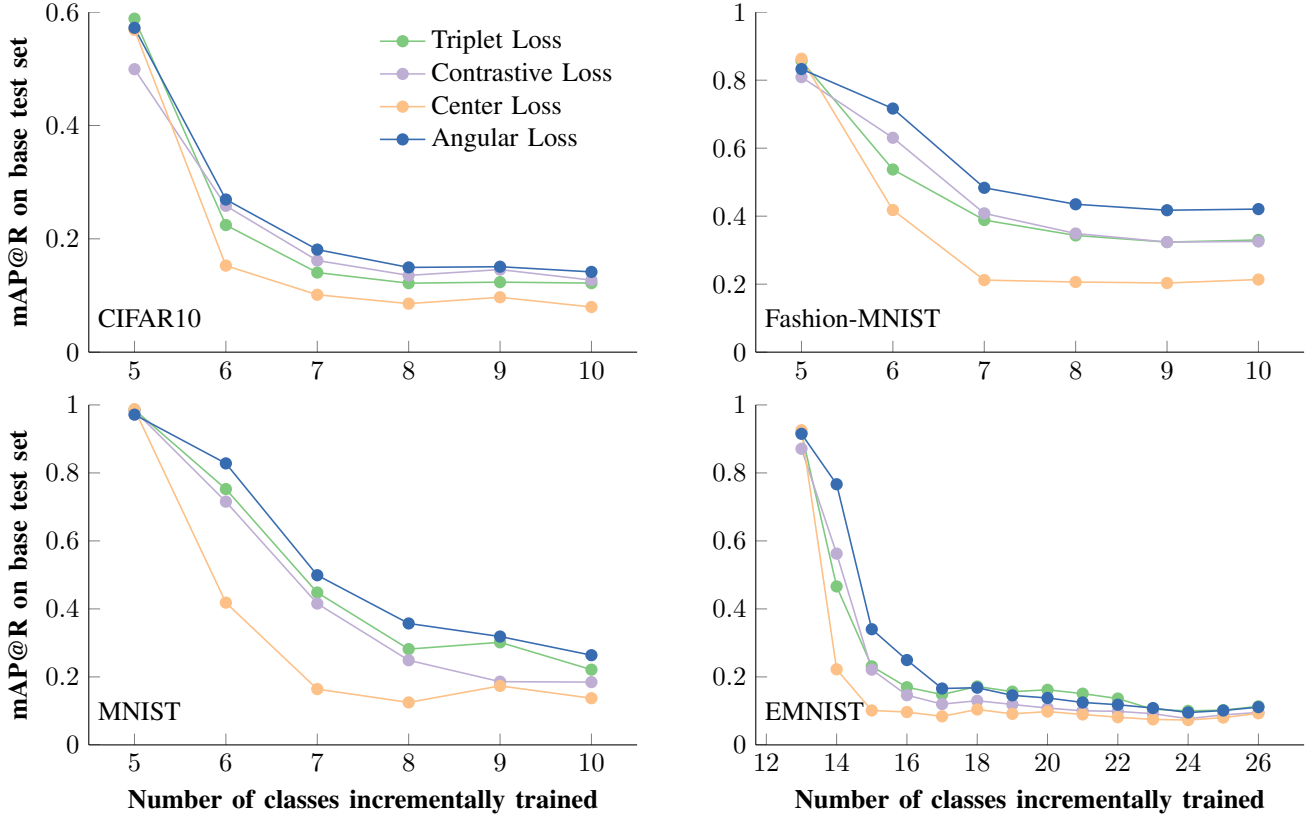


Figure 3: Mean average precision on base-test set without using any incremental learning techniques.

Table I: Incremental class test’s mean average precision (mAP@R) starting from the memorised Ω_{base} with the new classes Ω_{new} added and the overall result Ω_{all}

Loss	Dataset	Normal			EWC			EBLL			iCARL			Our appr'ch		
		Ω_{base}	Ω_{new}	Ω_{all}	Ω_{base}	Ω_{new}	Ω_{all}	Ω_{base}	Ω_{new}	Ω_{all}	Ω_{base}	Ω_{new}	Ω_{all}	Ω_{base}	Ω_{new}	Ω_{all}
Contrast'	CIFAR10	.33	.14	.20	.29	.16	.19	.38	.11	.21	.36	.22	.24	.44	.19	.31
	MNIST	.35	.58	.36	.39	.59	.37	.50	.47	.43	.80	.90	.91	.89	.86	.85
	Fashion-M'	.51	.49	.36	.53	.45	.37	.57	.46	.37	.66	.84	.60	.76	.73	.61
	EMNIST	.17	.23	.15	.19	.23	.16	.26	.27	.22	.56	.55	.51	.74	.54	.69
Angular	CIFAR10	.31	.16	.22	.31	.11	.19	.36	.13	.23	.39	.20	.27	.40	.18	.39
	MNIST	.46	.47	.45	.53	.51	.43	.76	.51	.60	.88	.85	.87	.92	.85	.85
	Fashion-M'	.58	.52	.42	.63	.53	.40	.70	.49	.45	.74	.74	.55	.77	.72	.56
	EMNIST	.22	.24	.30	.27	.23	.21	.43	.23	.30	.55	.57	.47	.78	.63	.70
Triplet	CIFAR10	.24	.13	.17	.24	.12	.16	.33	.13	.21	.32	.19	.23	.39	.16	.23
	MNIST	.40	.52	.40	.45	.62	.50	.56	.41	.47	.78	.90	.77	.90	.84	.84
	Fashion-M'	.44	.41	.25	.48	.48	.27	.52	.42	.31	.57	.74	.49	.67	.73	.52
	EMNIST	.18	.52	.16	.21	.23	.16	.26	.16	.18	.38	.41	.36	.69	.52	.60
Center	CIFAR10	.18	.10	.12	.18	.10	.13	.18	.10	.14	.27	.16	.19	.26	.15	.26
	MNIST	.20	.31	.15	.24	.53	.27	.24	.63	.30	.86	.91	.85	.83	.85	.85
	Fashion-M'	.29	.48	.20	.28	.43	.20	.38	.50	.25	.61	.76	.50	.71	.69	.59
	EMNIST	.10	.19	.09	.10	.20	.10	.11	.25	.10	.55	.59	.49	.60	.52	.52

B. Evaluation results

Table I presents the evaluation metric results using Equation 11 for each of the models. The values: Ω_{base} , Ω_{new} , and Ω_{all} range between $[0, 1]$. 0 indicates the model retains

no knowledge, and 1 indicates it retains all knowledge. The Ω_{new} results show the mAP@R performance on test data of the newly learned class. The Ω_{all} shows how well the models retain prior knowledge and acquires new knowledge.

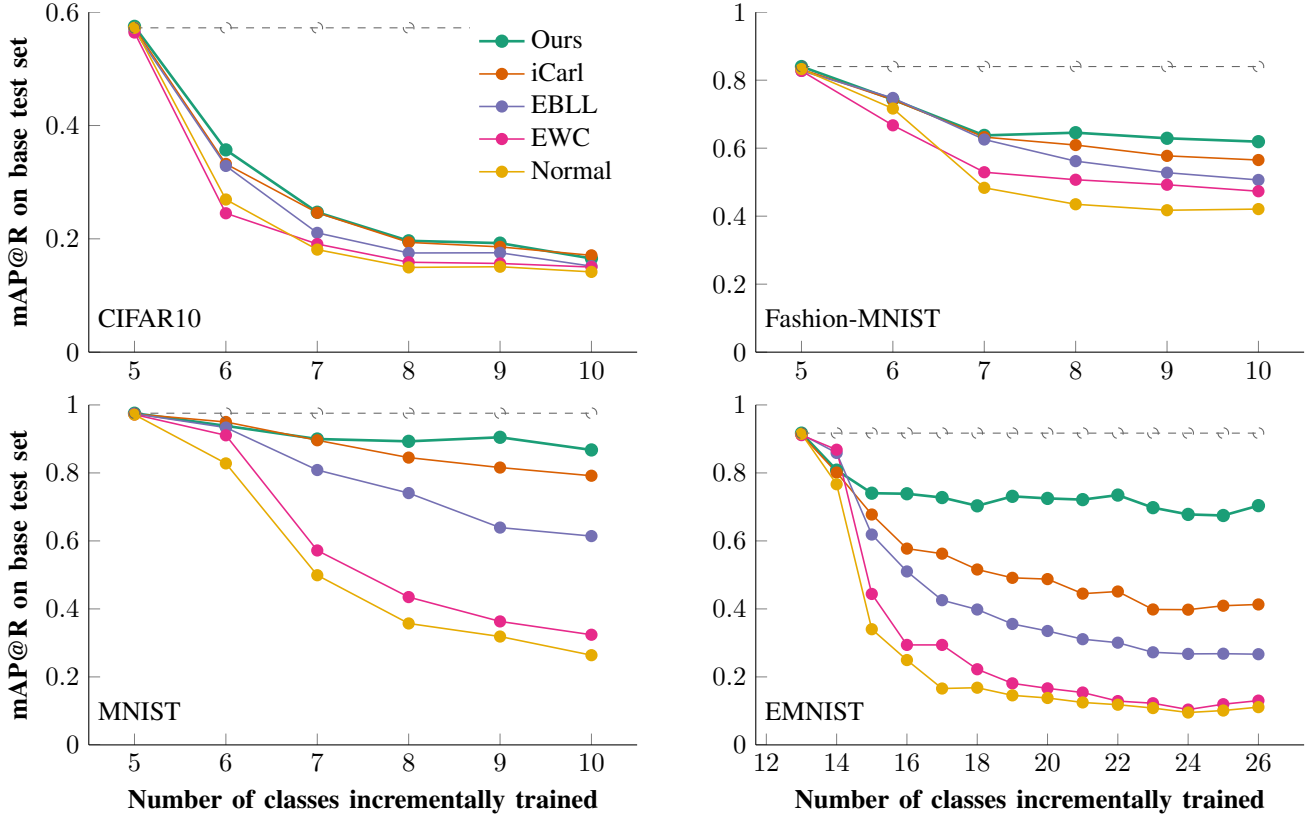


Figure 4: The figure compares the four different incremental learning approaches to the baseline normal train for **Angular loss**. Mean average precision (mAP@R) on base-test set. Solid lines indicate incremental learning models. Dotted line indicates offline ideal.

The Ω_{new} results show the normal models are learning new knowledge at a very low rate and it would not be useful to be used as it is. In Table I we evaluated how methods retained previously and newly learnt knowledge by testing on base-test set (old learned classes) and inc-test set (newly learned classes). The results are standardised with the offline models' ideal performance using Equation 11. The offline ideal models' performances were obtained in the same way described earlier, with the difference being we measure the mAP@R on the entire-test set (base-test set and inc-test set combined).

The results in Table I show our approach as the most robust over a long period of incremental class learning, as highlighted by the EMNIST Angular results. Since we are not required to use actual images as exemplars, we can still represent a class well during incremental learning. VAEs are noisy, but they can still represent previously learned classes well despite the noise. This ability to represent previous classes is vital due to the metric learning loss functions prioritising separating classes from each other and forming regions for the new class to occupy in the embedding space. It is vital to provide the model with information regarding previously learnt classes that occupy existing regions in the embedding space. We observe in Table I that methods that do not preserve some form of information about previously learnt knowledge

are more adversely impacted by catastrophic forgetting.

We observe some interesting differences between iCarL and our methods. Our approach is better than iCARL overall in terms of overall knowledge retention, but iCARL is better in learning new classes. Overall, Ω_{all} shows our approach is better on average mAP@R across all learnt classes. This further supports that we are not required to have images as exemplars to represent previously learnt classes to preserve previous knowledge's embedding space. We can represent images in the form of a representation that can be passed through intermediate layers and get similar or better performance compared to iCARL. However, we can observe through the CIFAR10 results that simple VAEs might not represent detailed images on more complicated datasets.

Finally, in Table I we see that angular loss retains the most base knowledge followed by the contrastive, triplet, and center loss as shown by Ω_{base} value. Again we note that loss functions with correct mining perform similar to each other in contrast to previous results [8]. This reinforces the importance of good miners for metric learning loss functions.

V. CONCLUSIONS

We investigated to what extent metric-based angular, contrastive, centre, and triplet loss functions were affected by catastrophic forgetting during incremental class learning. We

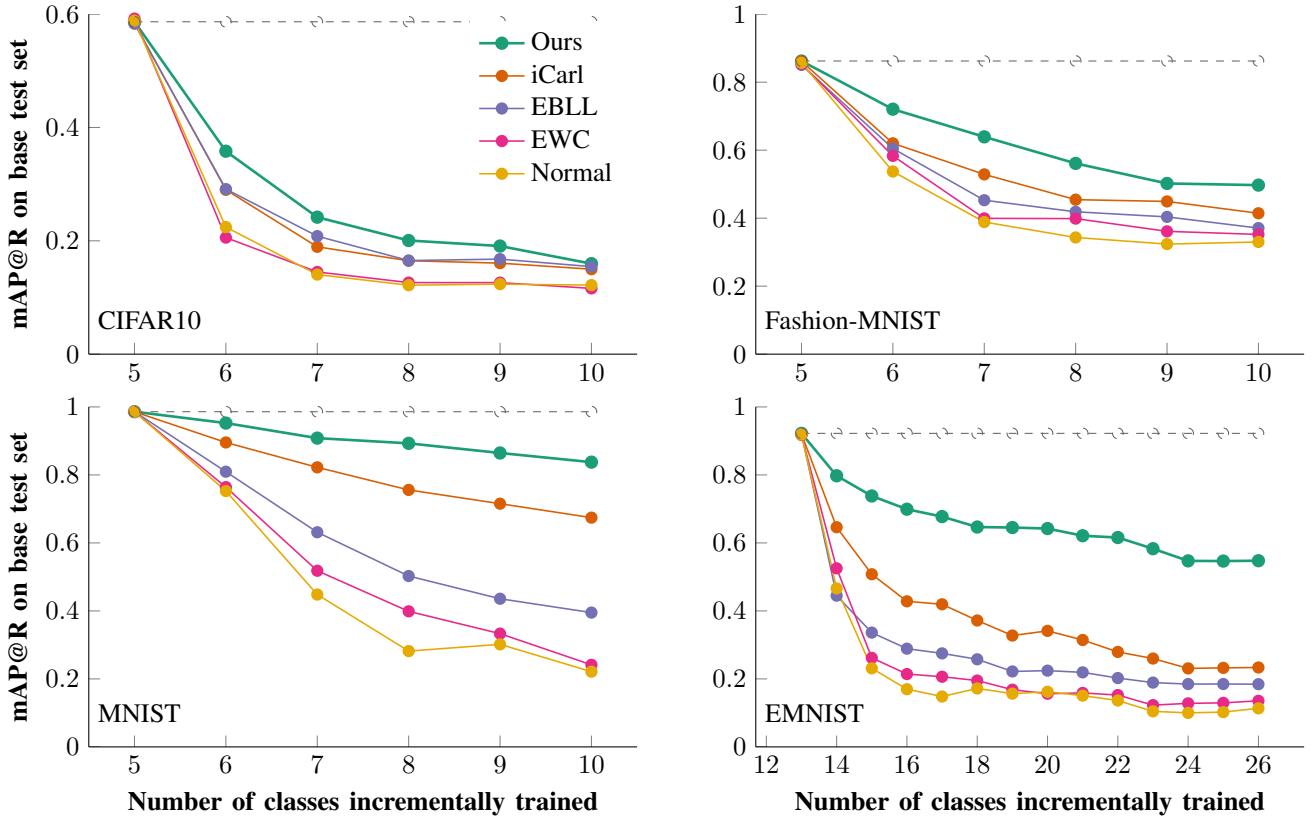


Figure 5: The figure compares the four different incremental learning approaches to the baseline normal train for **Triplet loss**. Mean average precision (mAP@R) on base-test set. Solid lines indicate incremental learning models. Dotted line indicates offline ideal.

implemented existing catastrophic forgetting testing procedure by Kemker *et al.* on four-loss functions. The results show the extent of catastrophic forgetting was different on each of the loss functions. With good pair and triplet mining approaches, we observed Angular loss was the least affected amongst the loss functions by a small margin. The centre loss was the most affected. We have found that the severity and rapidness of forgetting depend on the complexity of data (i.e. number of class, the difficulty of the task) in metric-based loss functions. Therefore, we have shown retrieval models with metric-based loss functions are unsuitable for incremental learning without some form of modification to the training procedure. We implemented three existing incremental learning consisting of EBL, EWC, iCARL and proposed our VAE based incremental learning method based on observations on how EBL and iCARL worked and performed. Our method outperformed the three other methods in incremental class learning. We differentiate our method from traditional exemplar methods that require us to keep images. Using VAEs to generate actual images is a complicated process. Therefore we proposed using VAE to generate image representations instead. From the results, we see that we do not require actual images as exemplars during incremental learning to do well, but rather, it is essential to remind the network of the previously

seen knowledge. The information regarding previously learned knowledge reminds the metric learning models that a region is occupied. We hope this research shed insight into the problem of incremental learning with similarity learning.

CONFLICT OF INTEREST

The financial assistance of the National Research Foundation (NRF) towards this research is hereby acknowledged. Opinions expressed and conclusions arrived at, are those of the author and are not necessarily to be attributed to the NRF.

REFERENCES

- [1] Aljundi, R., Babiloni, F., Elhoseiny, M., Rohrbach, M., Tuytelaars, T.: Memory aware synapses: Learning what (not) to forget. In: Proceedings of the European Conference on Computer Vision (ECCV), pp. 139–154 (2018)
- [2] Choi, E., Lee, K., Choi, K.: Autoencoder-based incremental class learning without retraining on old data. arXiv preprint arXiv:1907.07872 (2019)
- [3] Cohen, G., Afshar, S., Tapson, J., Van Schaik, A.: Emnist: Extending mnist to handwritten letters. In: 2017 International Joint Conference on Neural Networks (IJCNN), pp. 2921–2926. IEEE (2017)
- [4] Draelos, T.J., Miner, N.E., Lamb, C.C., Cox, J.A., Vineyard, C.M., Carlson, K.D., Severa, W.M., James, C.D., Aimone, J.B.: Neurogenesis deep learning: Extending deep networks to accommodate new classes. In: 2017 International Joint Conference on Neural Networks (IJCNN), pp. 526–533. IEEE (2017)

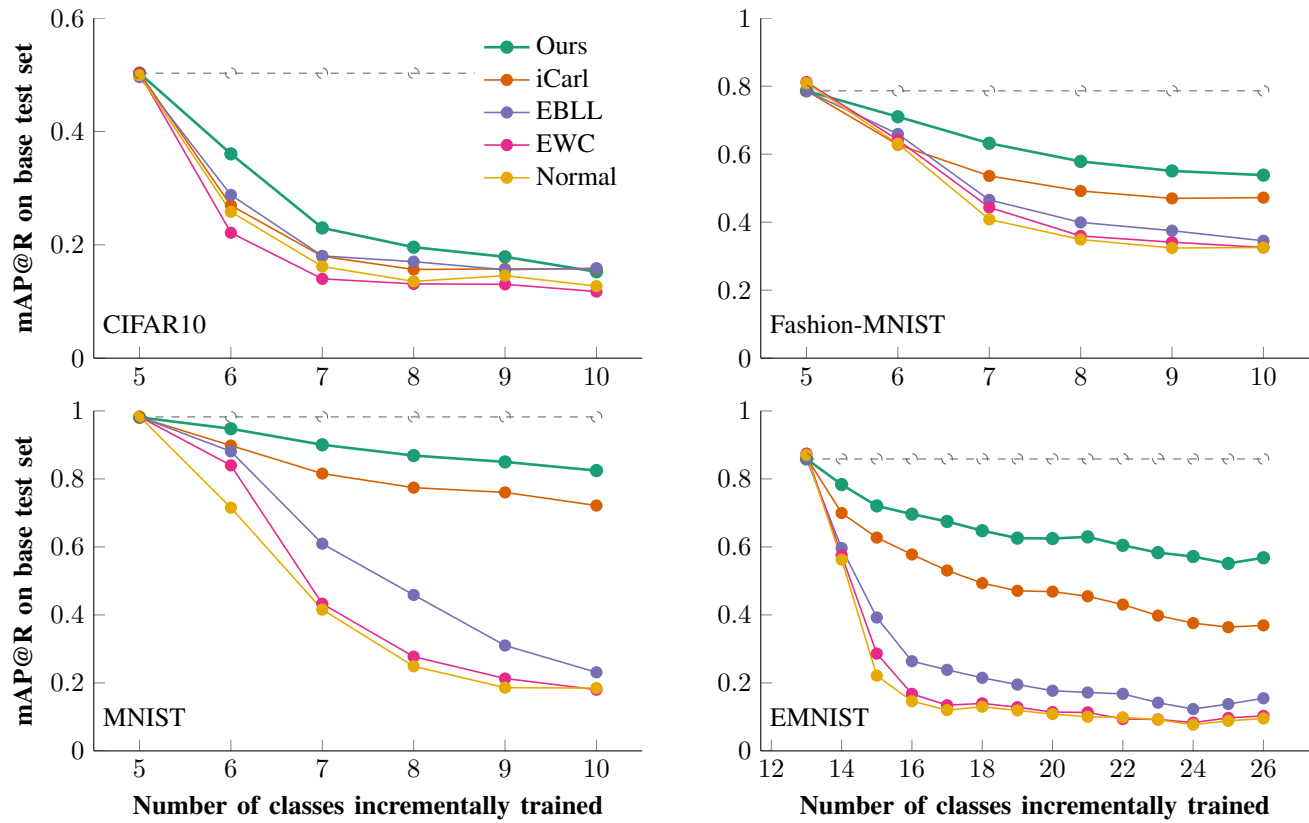


Figure 6: The figure compares the four different incremental learning approaches to the baseline normal train for **Contrastive** loss. Mean average precision (mAP@R) on base-test set. Solid lines indicate incremental learning models. Dotted line indicates offline ideal.

- [5] Fernando, C., Banarse, D., Blundell, C., Zwols, Y., Ha, D., Rusu, A.A., Pritzel, A., Wierstra, D.: Pathnet: Evolution channels gradient descent in super neural networks. arXiv preprint arXiv:1701.08734 (2017)
- [6] Goodfellow, I.J., Mirza, M., Xiao, D., Courville, A., Bengio, Y.: An empirical investigation of catastrophic forgetting in gradient-based neural networks. arXiv preprint arXiv:1312.6211 (2013)
- [7] Hinton, G., Vinyals, O., Dean, J.: Distilling the knowledge in a neural network. arXiv preprint arXiv:1503.02531 (2015)
- [8] Huo, J., v. Zyl, T.L.: Comparative analysis of catastrophic forgetting in metric learning. In: 2020 7th International Conference on Soft Computing Machine Intelligence (ISCM), pp. 68–72 (2020). DOI 10.1109/ISCM151676.2020.9311580
- [9] Huo, J., van Zyl, T.L.: Unique faces recognition in videos. In: 2020 23rd International Conference on Information Fusion (FUSION 2020) (2020)
- [10] Kemker, R., McClure, M., Abitino, A., Hayes, T.L., Kanan, C.: Measuring catastrophic forgetting in neural networks. In: Thirty-second AAAI conference on artificial intelligence (2018)
- [11] Kirkpatrick, J., Pascanu, R., Rabinowitz, N., Veness, J., Desjardins, G., Rusu, A.A., Milan, K., Quan, J., Ramalho, T., Grabska-Barwinska, A., et al.: Overcoming catastrophic forgetting in neural networks. Proceedings of the national academy of sciences **114**(13), 3521–3526 (2017)
- [12] Krizhevsky, A.: Learning multiple layers of features from tiny images. Tech. rep. (2009)
- [13] LeCun, Y., Cortes, C., Burges, C.: Mnist handwritten digit database. ATT Labs [Online]. Available: <http://yann.lecun.com/exdb/mnist> **2** (2010)
- [14] McCloskey, M., Cohen, N.J.: Catastrophic interference in connectionist networks: The sequential learning problem. In: Psychology of learning and motivation, vol. 24, pp. 109–165. Elsevier (1989)
- [15] Mensink, T., Verbeek, J., Perronnin, F., Csorka, G.: Distance-based image classification: Generalizing to new classes at near-zero cost. IEEE transactions on pattern analysis and machine intelligence **35**(11), 2624–2637 (2013)
- [16] Musgrave, K., Belongie, S., Lim, S.N.: A metric learning reality check. In: European Conference on Computer Vision, pp. 681–699. Springer (2020)
- [17] Musgrave, K., Belongie, S., Lim, S.N.: Pytorch metric learning (2020)
- [18] Park, W., Kim, D., Lu, Y., Cho, M.: Relational knowledge distillation. In: Proceedings of the IEEE/CVF Conference on Computer Vision and Pattern Recognition, pp. 3967–3976 (2019)
- [19] Paszke, A., Gross, S., Massa, F., Lerer, A., Bradbury, J., Chanan, G., Killeen, T., Lin, Z., Gimelshein, N., Antiga, L., Desmaison, A., Kopf, A., Yang, E., DeVito, Z., Raison, M., Tejani, A., Chilamkurthy, S., Steiner, B., Fang, L., Bai, J., Chintala, S.: Pytorch: An imperative style, high-performance deep learning library. In: H. Wallach, H. Larochelle, A. Beygelzimer, F. d'Alché-Buc, E. Fox, R. Garnett (eds.) Advances in Neural Information Processing Systems 32, pp. 8024–8035. Curran Associates, Inc. (2019)
- [20] Pedregosa, F., Varoquaux, G., Gramfort, A., Michel, V., Thirion, B., Grisel, O., Blondel, M., Prettenhofer, P., Weiss, R., Dubourg, V., Vanderplas, J., Passos, A., Cournapeau, D., Brucher, M., Perrot, M., Duchesnay, E.: Scikit-learn: Machine learning in Python. Journal of Machine Learning Research **12**, 2825–2830 (2011)
- [21] Polikar, R., Upda, L., Upda, S.S., Honavar, V.: Learn++: An incremental learning algorithm for supervised neural networks. IEEE transactions on systems, man, and cybernetics, part C (applications and reviews) **31**(4), 497–508 (2001)
- [22] Rannen, A., Aljundi, R., Blaschko, M.B., Tuytelaars, T.: Encoder based lifelong learning. In: Proceedings of the IEEE International Conference on Computer Vision, pp. 1320–1328 (2017)
- [23] Ratcliff, R.: Connectionist models of recognition memory: constraints imposed by learning and forgetting functions. Psychological review **97**(2), 285 (1990)

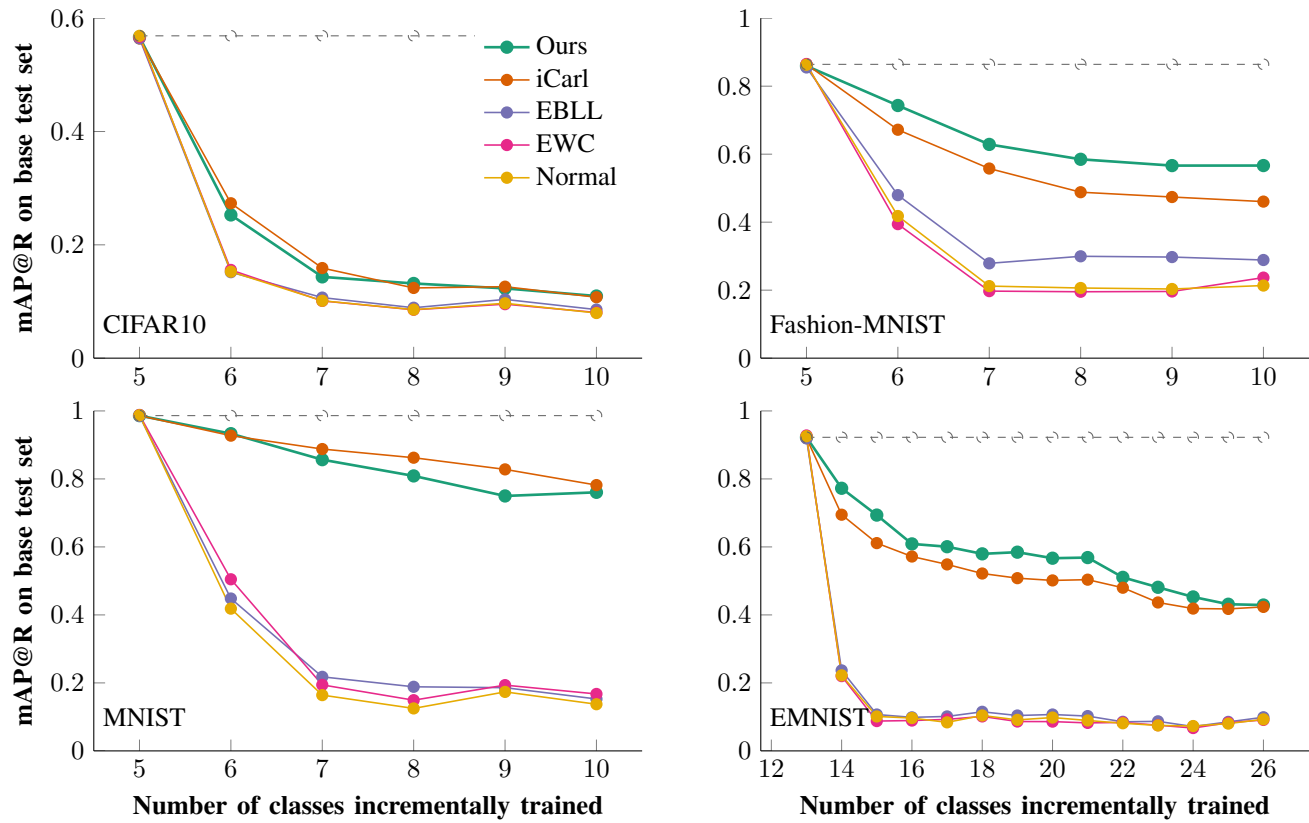


Figure 7: The figure compares the four different incremental learning approaches to the baseline normal train for **Center loss**. Mean average precision (mAP@R) on base-test set. Solid lines indicate incremental learning models. Dotted line indicates offline ideal.

- [24] Rebuffi, S.A., Kolesnikov, A., Sperl, G., Lampert, C.H.: icarl: Incremental classifier and representation learning. In: Proceedings of the IEEE conference on Computer Vision and Pattern Recognition, pp. 2001–2010 (2017)
- [25] Robins, A.: Catastrophic forgetting, rehearsal and pseudorehearsal. Connection Science **7**(2), 123–146 (1995)
- [26] Schroff, F., Kalenichenko, D., Philbin, J.: Facenet: A unified embedding for face recognition and clustering. In: Proceedings of the IEEE conference on computer vision and pattern recognition, pp. 815–823 (2015)
- [27] Seff, A., Beatson, A., Suo, D., Liu, H.: Continual learning in generative adversarial nets. arXiv preprint arXiv:1705.08395 (2017)
- [28] Syed, N.A., Huan, S., Kah, L., Sung, K.: Incremental learning with support vector machines (1999)
- [29] Thanh-Tung, H., Tran, T.: On catastrophic forgetting in generative adversarial networks. arXiv preprint arXiv:1807.04015 (2018)
- [30] Wang, J., Song, Y., Leung, T., Rosenberg, C., Wang, J., Philbin, J., Chen, B., Wu, Y.: Learning fine-grained image similarity with deep ranking. In: Proceedings of the IEEE Conference on Computer Vision and Pattern Recognition, pp. 1386–1393 (2014)
- [31] Wang, J., Zhou, F., Wen, S., Liu, X., Lin, Y.: Deep metric learning with angular loss. In: Proceedings of the IEEE International Conference on Computer Vision, pp. 2593–2601 (2017)
- [32] Wen, Y., Zhang, K., Li, Z., Qiao, Y.: A discriminative feature learning approach for deep face recognition. In: European conference on computer vision, pp. 499–515. Springer (2016)
- [33] Xiao, H., Rasul, K., Vollgraf, R.: Fashion-mnist: a novel image dataset for benchmarking machine learning algorithms (2017)
- [34] Zenke, F., Poole, B., Ganguli, S.: Continual learning through synaptic intelligence. Proceedings of machine learning research **70**, 3987 (2017)