

FM-Indexing Grammars Induced by Suffix Sorting for Long Patterns

Jin Jie Deng* Wing-Kai Hon† Dominik Köppl‡
 Kunihiro Sadakane§

Abstract

The run-length compressed Burrows-Wheeler transform (RLBWT) used in conjunction with the backward search introduced in the FM index is the centerpiece of most compressed indexes working on highly-repetitive data sets like biological sequences. Compared to grammar indexes, the size of the RLBWT is often much bigger, but queries like counting the occurrences of long patterns can be done much faster than on any existing grammar index so far. In this paper, we combine the virtues of a grammar with the RLBWT by building the RLBWT on top of a special grammar based on induced suffix sorting. Our experiments reveal that our hybrid approach outperforms the classic RLBWT with respect to the index sizes, and with respect to query times on biological data sets for sufficiently long patterns.

1 Introduction

A text index built on a string T of length n is a data structure that can answer the following queries, for a given pattern P of length m :

exists(P) : does the pattern P occur in T ?

count(P) : how often does the pattern P occur in T ?

locate(P) : where does the pattern P occur in T ?

The answers are a boolean, a number, and a list of starting positions in the text, respectively. **locate**(P) is the most powerful query because the cardinality of its returned set is the return value of **count**(P), whereas **count**(P) > 0 is a boolean statement equivalent to **exists**(P).

One prominent example of such a text index is the FM-index [15]. It consists of a wavelet tree [22] built upon the BWT [5] of the text, and can answer **count**(P) in time linear to the length of P multiplied by the operational cost of the wavelet tree, which can be logarithmic in the alphabet size and up to constant [3]. Given the BWT consists of r maximal character runs, this data structure can be represented by two additional bit vectors [29, Thm. 3] of length n in $r \lg \sigma + o(r \lg \sigma) + \mathcal{O}(n)$ bits of space. This space can be further reduced

*Department of Computer Science, National Tsing Hua University, Hsinchu 30013, Taiwan, jinjiedeng.jjd@gmail.com

†Department of Computer Science, National Tsing Hua University, Hsinchu 30013, Taiwan, wkhon@cs.nthu.edu.tw

‡M&D Data Science Center, Tokyo Medical and Dental University, Japan, koeopl.dsc@tmd.ac.jp

§The University of Tokyo, Japan, sada@mist.i.u-tokyo.ac.jp

with Huffman-shaped wavelet trees by exploiting the zeroth order empirical entropy on the string consisting of the different letters of the runs in the BWT. For `locate`, the indexes based on the BWT are augmented by a sampling of the suffix array [30], which needs $n \lg n$ bits in its plain form. In what follows, we do not address `locate` since this augmentation can be done orthogonal to our proposed data structure, and is left as future work.

Although current approaches achieve $\mathcal{O}(m)$ time for `count(P)` with $|P| = m$, it involves $\mathcal{O}(m)$ queries to the underlying wavelet tree data structure, which is performed in a constant number of random accesses. Unfortunately, these random accesses make the FM-index rather slow in practice. The BWT built on a grammar compressed string allows us to match non-terminals in one backward search step, hence allowing us to *jump over multiple characters* in one step. Consequently, we spend less time on the cache-unfriendly wavelet tree, but more time on extracting the grammar symbols stored in cache-friendly arrays. Our experiments reveal that this extra work pays off for the reduced usage of the wavelet tree regarding the time performance. Regarding the space, the grammar captures the compressibility far better than the run-length compression of the BWT built on the plain text. Here, we leverage certain properties of the GCIS (grammar compression by induced suffix sorting) grammar [36], which have been discovered by Akagi et al. [1] and Díaz-Domínguez et al. [14] for determining non-terminals of the text matching portions of the pattern.

Our Contribution To sum up, our contribution is that combining the BWT with a specific choice of grammar-based compression method achieves potentially better compression than the plain RLBWT, and at the same time reducing the memory accesses for `count` queries (heuristically). This comes at the expense of additional computation for building the grammar of the text during the construction and of the pattern during a query.

Related Work

A lot of research effort has been invested in analyzing and improving `count` of the BWT (e.g., [29] and the references therein) and the sampling of the suffix array (e.g., [18] and the references therein). Another line of research are grammar indexes, which usually enhance a grammar for `locate` queries. Although computing the smallest grammar is NP-complete [6], there are grammars with a size of $\mathcal{O}(r \log(n/r))$ [18], and some grammars are empirically much smaller than the RLBWT in practice. However, most indexes have a quadratic dependency on the pattern length for `locate` [9, 10], and are unable to give improved query times independent of the number of occurrences of the pattern, when considering only `count`. A novel exception is the grammar index of Christiansen et al. [7], which achieves $\mathcal{O}(m + \log^{2+\epsilon} n)$ time for `count` with a space of $\mathcal{O}(\gamma \log(n/\gamma))$, for γ being the size of the smallest string attractor [26] of the input text. However, this approach seems to be rather impractical, and up to now nobody has considered implementing it. Related to our work is the grammar indexes of Akagi et al. [1] and Díaz-Domínguez et al. [14], which are also based on the GCIS grammar, where the latter is based on results of Christiansen et al. [7]. They also use similar techniques for extracting non-terminals from the pattern grammar, for which they can be sure of that these appear in the text grammar. However,

they need to call `locate` for computing `count`, and thus their time complexity is dependent on the number of occurrences of a pattern.

We are not aware of a combination of the BWT with grammar techniques, except for construction. Here, Kärkkäinen et al. [24] studied the construction of the BWT upon a grammar-compressed input. They applied a grammar compression merging frequent bigrams similar to Re-Pair [28], and empirically could improve the computation of the BWT as well as the reconstruction of the text from the BWT. With a similar target, Díaz-Domínguez and Navarro [12, 13] computed the extended BWT [31], a BWT variant for multiple texts, from the GCIS grammar.

2 Preliminaries

With \lg we denote the logarithm to base two (i.e., $\lg = \log_2$). Our computational model is the word RAM with machine word size $\Omega(\lg n)$, where n denotes the length of a given input string $T[1..n]$, which we call *the text*, whose characters are drawn from an integer alphabet $\Sigma = \{1, \dots, \sigma\}$ of size $\sigma = n^{\mathcal{O}(1)}$. We call the elements of Σ *characters*. A *character run* is a maximal substring consisting of repetition of the same character. For a string $S \in \Sigma^*$, we denote with $S[i..]$ its i -th suffix, and with $|S|$ its length. Given $X, Y, Z \in \Sigma^*$ with $S = XYZ$, then X , Y and Z are called a *prefix*, *substring* and *suffix* of S , respectively. We say that a prefix X (resp. suffix Z) is *proper* if $X \neq S$ (resp. $Z \neq S$). The order $<$ on the alphabet Σ induces a lexicographic order on Σ^* , which we denote by \prec .

Given a character $c \in \Sigma$, and an integer j , the *rank* query $T.\text{rank}_c(j)$ counts the occurrences of c in $T[1..j]$, and the *select* query $T.\text{select}_c(j)$ gives the position of the j -th c in T . We stipulate that $\text{rank}_c(0) = \text{select}_c(0) = 0$. If the alphabet is binary, i.e., when T is a bit vector, there are data structures [8, 23] that use $o(|T|)$ extra bits of space, and can compute *rank* and *select* in constant time, respectively. Each of those data structures can be constructed in time linear in $|T|$. We say that a bit vector has a *rank-support* and a *select-support* if it is endowed by data structures providing constant time access to *rank* and *select*, respectively.

2.1 Burrows-Wheeler Transform

The *BWT* of T is a permutation of the characters of $\tilde{T} := T\$$, where we appended an artificial character $\$$ smaller than all characters appearing in T . This BWT, denoted by `BWT`, is defined such that `BWT[i]` is the preceding character of \tilde{T} 's i -th lexicographically smallest suffix, or $\tilde{T}[\tilde{T}] = \$$ in case that this suffix is \tilde{T} itself. Given a pattern $P[1..m]$, the *range* of $P[i..m]$ in BWT is an interval $[\ell_i..r_i]$ such that $\tilde{T}[j..]$ has $P[i..m]$ as a prefix if and only if $\tilde{T}[j..]$ is the k -th lexicographically smallest suffix with $k \in [\ell_i..r_i]$. The range $[\ell_i, r_i]$ of $P[i..m]$ can be computed from $P[i+1..m]$ by a backward search step on BWT with an array $C[1..\sigma]$, where $C[c]$ is the number of occurrences of those characters in BWT that are smaller than c , for $c \in [1..\sigma]$. Given the range of $P[i+1..m]$ is $[\ell_{i+1}..r_{i+1}]$, ℓ_i and r_i are determined by $\ell_i = C[P[i]] + \text{BWT}.\text{rank}_{P[i]}(\ell_{i+1} + 1)$ and $r_i = C[P[i]] + \text{BWT}.\text{rank}_{P[i]}(r_{i+1})$, with $\ell_m = C[P[m]] + 1$ and $r_m = C[P[m]] + 1$. We focus on ranges since the length of the range of P is `count(P)`.

Table 1: BWT and array F of $T := \text{bacabacaacbcbc}\$$.

i	1	2	3	4	5	6	7	8	9	10	11	12	13	14	15
$F[i]$	\$	a	a	a	a	a	b	b	b	b	c	c	c	c	c
BWT $[i]$	c	c	c	b	b	a	a	\$	c	c	b	a	a	b	a

Example for BWT ranges Given the text from Table 1, and a pattern $P[1..6] = \text{cabaca}$, then the range of $P[6] = \text{a}$ is $[2..6]$, and the range of $P[5..6] = \text{ca}$ is $[12..13]$ since the c 's contained in the previous range $\text{BWT}[2..6]$ are the second and third c in BWT , which are in F at positions 12 and 13, where $F[i] = \text{argmin}_{c \in \Sigma} \{C[c] : i \leq C[c]\}$ is the i -th lexicographically smallest character in BWT .

2.2 Grammars

An *admissible* (context-free) grammar [27] built upon a string $T \in \Sigma^*$ is a tuple $\mathcal{G}_T := (\Gamma, \pi, X_T)$ with Γ being the set of non-terminals, a function $\pi : \Gamma \rightarrow (\Sigma \cup \Gamma)^+$ that applies (production) rules, and a start symbol X_T such that the iterative application of π on X_T eventually gives T . Additionally, π is injective, there is no $X \in \Gamma$ with $|\pi(X)| = 0$, and for each $X \in \Gamma \setminus \{X_T\}$, there is a $Y \in \Gamma$ such that X is contained in $\pi(Y)$. Obviously, \mathcal{G}_T has no cycle.

For simplicity, we stipulate that $\pi(c) = c$ for $c \in \Sigma$. We say that a non-terminal ($\in \Gamma$) or a character ($\in \Sigma$) is a *symbol*, and denote the set of characters and non-terminals with $\mathcal{S} := \Sigma \cup \Gamma$. We understand π also as a string morphism $\pi : \mathcal{S}^* \rightarrow \mathcal{S}^*$ by applying π on each symbol of the input string. This allows us to define the *expansion* $\pi^*(X)$ of a symbol X , which is the iterative application of π until obtaining a string of characters, i.e., $\pi^*(X) \subset \Sigma^*$ and $\pi^*(X_T) = T$. Since $\pi(X)$ is deterministically defined, we use to say *the right hand side of X* for $\pi(X)$. The lexicographic order on Σ induces an ordering on Γ by saying that $X \prec Y$ if and only if $\pi^*(X) \prec \pi^*(Y)$.

Further, we call an admissible grammar *factorizing* if we can split Γ into the sets $\Sigma^{(1)}, \dots, \Sigma^{(t_T)}$ such that $\Sigma^{(t_T)} = \{X_T\}$, and $\pi : \Sigma^{(h)} \rightarrow \Sigma^{(h-1)}$ with $\Sigma^{(0)} = \Sigma$ is well-defined for each $h \in [1..t_T]$. In particular, $\pi^{(t_T)}(X_T) = T$. We say that \mathcal{G}_T has the height t_T , and that $\Sigma^{(h)}$ are the non-terminals on height h . We write $T^{(h)} = \pi^{(t_T-h)}(X_T)$ with $T^{(0)} = T$, and $\sigma^{(h)} := |\Sigma^{(h)}|$ for $h \geq 0$. Examples for factorizing grammars are ESP [11] and HSP [17], but not Re-Pair [28] or sequitur [34] in general. Another example is GCIS, which we review next.

2.3 Grammar Compression Based on Induced Suffix Sorting

SAIS [35] is a linear-time algorithm for computing the suffix array [30]. We briefly sketch the parts of SAIS needed for constructing the GCIS grammar. Starting with a text $T[1..n]$, we pad it with artificial characters $\#$ and $\$$ to its left and right ends, respectively, such that $T[0] = \#$ and $T[n+1] = \$$. We stipulate that $\# < \$ < c$ for each character $c \in \Sigma$. Central to SAIS is the type assignment to each suffix, which is either **L** or **S**:

- $T[i..]$ is an **L** suffix if $T[i..] \succ T[i + 1..]$, or
- $T[i..]$ is an **S** suffix otherwise, i.e., $T[i..] \prec T[i + 1..]$,

where we stipulate that $T[n + 1] = \$$ is always type **S**. Since it is not possible that $T[i..] = T[i + 1..]$, SAIS assigns each suffix a type. An **S** suffix $T[i..]$ is additionally an **S*** suffix if $T[i - 1..]$ is an **L** suffix. Note that $T[0..]$ is an **S** suffix since $\#$ is the smallest character; we further let it be **S***. The substring between two succeeding **S*** suffixes is called an *LMS substring*. In other words, a substring $T[i..j]$ with $i < j$ is an LMS substring if and only if $T[i..]$ and $T[j..]$ are **S*** suffixes and there is no $k \in [i + 1..j - 1]$ such that $T[k..]$ is an **S*** suffix.

The LMS substrings induce a factorization of $T[0..n + 1] = T_1 \cdots T_t$, where each factor starts with an LMS substring. We call this factorization *LMS factorization*. By replacing each factor T_x by the lexicographic rank of its respective LMS substring¹, we obtain a string $T^{(1)}$ of these ranks. We recurse on $T^{(1)}$ until we obtain a string $T^{(t_T-1)}$ whose rank-characters are all unique or whose LMS factorization consists of at most two factors. If we, instead of assigning ranks, assign each LMS substring a non-terminal, and recurse on a string of non-terminals, we obtain a grammar \mathcal{G}_T that is factorizing. Specifically, the right hand side of a non-terminal is an LMS substring without its last character, and the special characters $\#$ and $\$$ are omitted. The start symbol is defined by $X_T \rightarrow T^{(t_T)}$.

Lemma 2.1 ([36]). The GCIS grammar \mathcal{G}_T can be constructed in $\mathcal{O}(n)$ time. \mathcal{G}_T is *reduced*, meaning that we can reach all non-terminals of Γ from $X^{(t_T)}$.

Since there are no neighboring **S*** suffixes, an LMS substring has a length of at least three, and therefore the right-hand sides of all non-terminals are of length at least two (except maybe for the first factor). This means that the length of $T^{(i)}$ is at most half of the length of $T^{(i-1)}$ for $i \geq 1$. Consequently, the height t_T is $\mathcal{O}(\lg n)$.

2.4 Example for a GCIS grammar

We build GCIS on the example text $T := \text{bacabacaacbcbc}$. For that, we determine the types of all suffixes, which determine the LMS substrings, as shown in Fig. 1.

	0	1	2	3	4	5	6	7	8	9	10	11	12	13	14	15
$\$T\# =$	$\#$	b	a	c	a	b	a	c	a	a	c	b	c	b	c	$\$$
	S*	L	S*	L	S*	L	S*	L	S*	S	L	S*	L	S*	L	S*
		└──┬──┘		└──┬──┘		└──┬──┘		└──┬──┘		└──┬──┘		└──┬──┘		└──┬──┘		
		D		C		B		C		A		E		E		

Figure 1: Application of GCIS on the text $T := \text{bacabacaacbcbc}$. The type of each suffix is shown below its starting position. The rectangular bracket below the types demarcate the LMS substrings.

We obtain the grammar \mathcal{G}_T with the following rules: $A \rightarrow \text{aac}$, $B \rightarrow \text{ab}$, $C \rightarrow \text{ac}$, $D \rightarrow \text{b}$, and $E \rightarrow \text{bc}$. The grammar has $\sigma^{(1)} := 5$ non-terminals on

¹Note that SAIS uses a ordering different to the lexicographic order. However, the lexicographic order is sufficient for the computation of the grammar.

height 1. By replacing the LMS substrings with the respective non-terminals, we obtain the string $T^{(1)} := \text{DCBCAE}$. Since there are two occurrences of **E**, we would recurse, but here, and in the following examples, we stop at height 1 for simplicity. In what follows, we study an approach that builds the BWT on this text, which is given by $\text{BWT}^{(1)} := \text{ECCBD}\EA .

3 FM-Indexing the GCIS Grammar

The main idea of our approach is that we build the GCIS grammar \mathcal{G}_P on P and translate the matching problem of P in T to matching $P^{(h)}$ in $T^{(h)}$, for a height $h \in [1.. \min(t_T, t_P) - 1]$, with t_P being the height of \mathcal{G}_P . The problem is that the LMS factorization of P and the LMS factorization of the occurrences of P in T can look differently since the occurrences of P in T are not surrounded by the artificial characters **#** and **\$**, but by different contexts of T . The question is whether there is a substring of $P^{(h)}$, for which we can be sure that each occurrence of P in T is represented in $T^{(h)}$ by a substring containing $P^{(h)}$. We call such a maximal substring a *core*, and give a characterization similar to Akagi et al. [1, Section 4.1] that determines this core:

3.1 Cores

Given a pattern $P[1..m]$, we pad it like the text with the artificial characters **#** and **\$**, and compute its LMS factorization. Now, we study the change of the LMS factorization when prepending or appending characters to P , i.e., we change P to cP or Pc for a character $c \in \Sigma$, while keeping the artificial characters **#** and **\$** at the left and right ends, respectively. We claim that (a) prepending characters can only extend the leftmost factor or let a new factor emerge consisting only of the newly introduced character, and (b) appending characters can split the last factor at the beginning of the rightmost character run into two. Consequently, given that the LMS factorization of P is $P = P_1 \cdots P_p$, fix an occurrence of P in T . Then this occurrence is contained in the LMS factors $P'_1 P'_2 \cdots P'_{p-1} P'_p P'_{p+1}$, where P_1 is a (not necessarily proper) suffix of P'_1 , and either (a) P'_{p+1} is empty and P_p is a (not necessarily proper) prefix of P'_p , or (b) P'_p is P_p without its last character run, which is the prefix of P'_{p+1} .

Prepending Suppose we prepend a new character c to P such that we get $P' := cP$ with $P'[1] = c$ and $P'[0] = \#$. Then none of the types changes, i.e., the type of $P'[i+1]$ is the type of $P[i]$ for $i \geq 1$, since the type of a suffix is independent of its preceding suffixes. It is left to determine the type of $P'[1]$ and to update the first LMS substring of P' (cf. Fig. 2): If $P[1]$ is type **S** but $P'[2](= P[1])$ has become type **S*** ($P'[1] > P'[2]$), then we introduce a new LMS substring $P'[0..2]$ and let the old LMS substring formerly covering $P[0]$ and $P[1]$ start at $P'[2]$. Otherwise, we extend the leftmost factor.

Appending Let us fix an occurrence of the pattern P in the text T , let m' be the position in T matching $P[m]$, and assume that the LMS factorization of P is $P = P_1 \cdots P_p$ with $p > 2$. Note that $P[m]$ is always **L** since its successor is **\$**. Given the last two factors of P are P_{p-1} and P_p , we have two cases to consider of how the LMS factor in T covering the same characters as P_{p-1} and P_p look like.

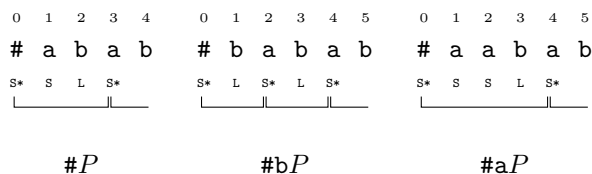


Figure 2: Prepending one of the characters **a** or **b** to $P = \mathbf{abab}$. The rectangular brackets demarcate the LMS substrings. The two cases are studied in Sect. 3.1.

First, suppose that $P[m-1]$ is **S**. Then $P[m]$ is contained in P_p . Regardless of the type of $T[m'-1]$, the text factor F covering $T[m']$ has P_p as a (not necessarily proper) prefix, and its preceding factor is P_{p-1} (assuming that $p > 2$). Second, suppose that $P[m-1]$ is **L**. If $T[m']$ is **L**, then we have the same setting as above (we do not introduce a new LMS substring with an extra **S*** suffix). However, if $T[m']$ is **S**, then the factorization of P 's occurrence in T differs: Let $\ell \geq 0$ be the largest value for which $P[m-\ell] = P[m-\ell-1] \dots = P[m]$. Then $P[m-\ell], \dots, P[m]$ are **L** while $T[m'-\ell], \dots, T[m']$ are **S** with $T[m'-\ell]$ being **S***. Since $P[m-\ell], \dots, P[m]$ are contained in P_p , the text factor covering $T[m'-\ell-1]$ is a prefix of P_p , and its preceding factor is equal to P_{p-1} . In total, when matching the last LMS factors of P with the occurrences of P in T , only the last character run in P can be contained in a different LMS factors. Figure 3 visualizes our observation considering the additional case that $P[m-1]$ is **S***, which is covered in our first case.

3.2 Pattern Matching

For simplicity, assume that we stop the grammar construction on the first level, i.e., after computing the factorization of the plain text such that $t_T = 2$. We additionally build the BWT on $T^{(t_T-1)}$ and call it $\text{BWT}^{(t_T-1)}$. It can be computed in linear time by using an (alphabet-independent) linear-time suffix array construction algorithm like SAIS.

Now, given a pattern P , we compute the GCIS grammar \mathcal{G}_P on P , where we use the same non-terminals as in \mathcal{G}_T whenever their right hand sides match. Then there are non-terminals Y_1, \dots, Y_p such that P has the LMS factorization $P = P_1 \dots P_p$ with $P_y = \pi(Y_y)$ for each $y \in [1..p]$. According to Sect. 3.1 each occurrence of P in T is captured by an occurrence of $Y_2 \dots Y_{p-1}$ in $T^{(1)}$. So Y_2, \dots, Y_{p-1} do not only appear as non-terminals in the grammar of T , but they also appear as substrings in $T^{(1)}$ (if P occurs in T). In what follows, we call Y_2, \dots, Y_{p-1} the *core* of P , and show how to use the core to find P via $\text{BWT}^{(1)}$ and a dictionary on right hand sides of the non-terminals of \mathcal{G}_T .

If we turn $\text{BWT}^{(1)}$ into an FM-index by representing it by a wavelet tree, it can find the core of P in $p-2$ backward search steps, i.e., returning an interval in the BWT that corresponds to all occurrences of $Y_2 \dots Y_{p-1}$ in $T^{(1)}$, which corresponds to all occurrences of $P_2 \dots P_{p-1}$ in T . We can extend this interval to an interval covering all occurrences $P_1 \dots P_{p-1}$ with the following trick: On constructing the wavelet tree on $\text{BWT}^{(1)}$, we encode the symbols of $T^{(1)}$ by the colexicographic order of their right hand sides. See Table 2 for the colexicographic ranking of the non-terminals, and Fig. 5 for the wavelet tree

$$P = \begin{array}{c} P[m] \\ \cdots \text{ a b c } \# \\ \text{ s s L } S^* \\ P_p \end{array} \quad T = \begin{array}{c} T[m'] \\ \cdots \text{ a b c d c b a } \cdots \\ \text{ s s s L L L } \\ P'_p \end{array}$$

1. $P[m-1]$ is S.

1.a $T[m']$ is S.

$$T = \begin{array}{c} T[m'] \\ \cdots \text{ a b c b } \text{ a b c } \cdots \\ \text{ s s L L } S^* \text{ s L } \\ P'_p \quad P'_{p+1} \end{array}$$

1.b $T[m']$ is L.

$$P = \begin{array}{c} P[m] \\ \cdots \text{ c } \text{ b c } \# \\ \text{ L } S^* \text{ L } S^* \\ P_{p-1} \quad P_p \end{array} \quad T = \begin{array}{c} T[m'] \\ \cdots \text{ c } \text{ b c d c b a } \cdots \\ \text{ L } S^* \text{ s L L L } \\ P_{p-1} \quad P'_p \end{array}$$

2. $P[m-1]$ is S^* .

2.a $T[m']$ is S.

$$T = \begin{array}{c} T[m'] \\ \cdots \text{ c } \text{ b c b } \text{ a b c } \cdots \\ \text{ L } S^* \text{ L L } S^* \text{ s L } \\ P_{p-1} \quad P'_p \quad P'_{p+1} \end{array}$$

2.b $T[m']$ is L.

$$P = \begin{array}{c} P[m] \\ \cdots \text{ d c } \# \\ \text{ L L } S^* \\ P_p \end{array} \quad T = \begin{array}{c} T[m'] \\ \cdots \text{ d } \text{ c d c b a } \cdots \\ \text{ L } S^* \text{ L L L } \\ P'_p \quad P'_{p+1} \end{array}$$

3. $P[m-1]$ is L.

3.a $T[m']$ is S^* .

$$T = \begin{array}{c} T[m'] \\ \cdots \text{ d c b } \text{ a b } \cdots \\ \text{ L L L } S^* \\ P'_p \quad P'_{p+1} \end{array}$$

3.b $T[m']$ is L.

Figure 3: Difference in the factorization of the pattern and its occurrences in the text. Let $T[m']$ be the m -th position of an occurrence of P in T . Only the last character run of the LMS factorization of P can be found in a different factor when considering an occurrence of P in T as part of the LMS factorization of T . In Cases 1 and 2, we extend the last factor P_p , while we split P_p in Case 3, moving its last character to a new factor P'_{p+1} .

Table 2: Colexicographic ranking of the non-terminals of Sect. 2.4. We additionally add the artificial character $\$$ with rank 0 because it is later used in $\text{BWT}^{(1)}$.

X	$\pi(X)$	colex. rank
A	aac	4
B	ab	2
C	ac	3
D	b	1
E	bc	5
$\$$	$\$$	0

of our running example. To understand our modification, we briefly review the wavelet tree under that aspect: The wavelet tree is a binary tree. The root node stores for each text position i of $\text{BWT}^{(1)}$ a bit for whether the colexicographic rank of this $\text{BWT}^{(1)}[i]$ is larger than $\sigma^{(1)}/2$. Its left and right children inherit the input string omitting the marked and unmarked positions, respectively such that the left and the right children obtain strings whose symbols have colexicographic ranks in $[0..\sigma^{(1)}/2]$ and $[\sigma^{(1)}/2 + 1..\sigma^{(1)}]$, respectively. The construction works then recursively in that the children themselves create bit vectors to partition the symbols. The recursion ends whenever a node receives a unary string.

By having ranked the non-terminals ($\in \Sigma^{(1)}$) colexicographically during the construction of the wavelet tree of the BWT, matching $\pi(Y_1)$ is done by a top-down traversal of the wavelet tree, starting at the root. By doing so, we can find the lowest node whose leaves represent the positions of all non-terminals having $\pi(Y_1)$ as a suffix, within the query range of $\pi(Y_2) \cdots \pi(Y_{p-1})$.

Finally, it is left to find the missing suffix. Let $\mathcal{R} := \{R_k\}_k \subset \Sigma^{(1)}$ be the set of all rules R_k with P_p being a (not necessarily proper) prefix of $\pi(R_k)$. Since each $R_k \in \mathcal{R}$ received a rank according to the lexicographic order of its right hand side, the elements in \mathcal{R} form a consecutive interval in BWT, and this interval corresponds to occurrences of P_p . So starting with this interval the aforementioned backward search gives us occurrences of P .

However, the final range may not contain *all* occurrences. That is because, according to Sect. 3.1, the rightmost non-terminal may not cover P_p completely, but only $P_p[1..|P_p| - \ell - 1]$, where $P_p[|P_p| - \ell..|P_p|]$ is the longest character run that is a suffix of P_p , for $\ell \geq 0$. Now, suppose that the rule $X_p \rightarrow P_p[1..|P_p| - \ell]$ exists, then we need to check, for all non-terminals in the set $\mathcal{U} = \{U_j\}_j$ with $P_p[|P_p| - \ell..|P_p|]$ being a prefix of $\pi(U_j)$, whether $X_p U_j$ is a substring of T . With analogous reasoning, the occurrences of all elements of $\mathcal{U} \subset \Sigma^{(1)}$ form a consecutive range in BWT, and with a backward search for X_p we obtain another range corresponding to P_p . However, this range combined with the range for \mathcal{R} gives *all* occurrences of P_p . Consequently, if X_p exists, we need to perform the backward search not only for the range of \mathcal{R} , but also for $X_p \mathcal{U}$.

3.3 Example for Pattern Matching

Continuing with Sect. 2.4, let $P := \text{cabaca}$ be a given pattern. We obtain the factorization of P with its core BC as shown in Fig. 4 on the left. The pattern is divided into four factors P_1, P_2, P_3 , and P_4 , where we know that P_2 and P_3




Figure 4: Matching the pattern $P = cabaca$ in $BWT^{(1)}$ built on $T^{(1)} := DCBCAEE$ with the algorithm described in Sect. 3.2. *Left:* Application of GCIS on P , analogously to Fig. 1 for the text. While we can determine the non-terminals corresponding to P_2, P_3 , and P_4 , we have several candidate non-terminals that have P_1 and P_4 as a suffix or prefix, respectively, which we list below the brackets demarcating the LMS substrings of P . *Right:* Matching $P_2P_3P_4$ in $BWT^{(1)}$ with the backward search.

are the right hand sides of B and C , respectively. We find that only the non-terminals A, B , and C have $P_4 = a$ as a prefix of their right hand sides. These form a consecutive interval $[2..5]$ in $BWT^{(1)}$. With the backward search, we can find the interval of $P_2P_3P_4$ from $[2..5]$, as shown in the right of Fig. 4: From $[2..5]$, we match P_3 corresponding to C , which gives the first and the second C in F , represented by the interval $[4..5]$. From there, we match P_2 corresponding to B , which gives the first B at position 3.

To match further, we look at the wavelet tree given in Fig. 5. There, we can use the edges to match the non-terminals with a pattern *backwards*. For instance, all non-terminals having $P_1 = c$ as a suffix are found in the right subtree of the root. However, we are interested in completing the range of P from the range of $P_2P_3P_4$, which consists of the single position 2. Hence, we look for all non-terminals having P_1 as a suffix *within this range*, which gives us the second C .

Finally, we explain our dictionary used for finding the non-terminals based on their right hand sides. This dictionary is represented by a trie, and implemented by the extended Burrows-Wheeler Transform (XBWT) [16]. We use the XBWT because it supports substring queries [32], which allow us to extend a substring match by appending or prepending characters to the query.

3.4 XBWT

The *grammar trie* of \mathcal{G}_T on height h stores the reversed of the right hand sides of each non-terminal in $\Sigma^{(h)}$ for $h \geq 1$, appended with an additional delimiter $\$ \notin \Sigma$ smaller than all symbols. Each leaf of the trie corresponds to a non-terminal. The trie for our running example is depicted on the left side of Fig. 6. There, we additionally added an imaginary node as the parent of the root connected with an artificial character $\epsilon < \$$, which is needed for the XBWT construction. The XBWT [16] of this trie is shown on the right of Fig. 6. It

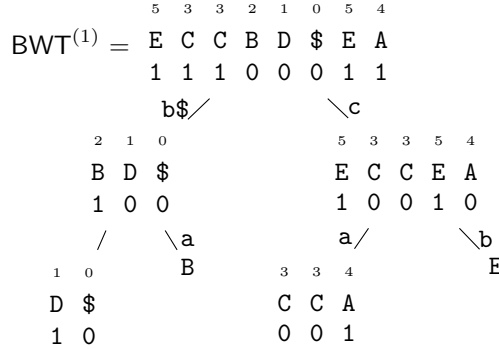


Figure 5: The wavelet tree of $\text{BWT}^{(1)}$ on our running example. The wavelet tree ranks each non-terminal by the colexicographic rank of its right hand side. Each row of the wavelet tree is depicted as a small matrix, where the actual data is the last row. The first row of each matrix consists of the ranks and the second row consists of the corresponding characters ($\in \Sigma^{(1)}$). An edge on the i -th level lists all possible starting characters of the i -th suffix of the right hand sides of all non-terminals below this edge.

consists of the arrays F , **Last**, and L ; the other columns in the figure like Π are only for didactic reasons: L and Π represent the labels of the paths from each trie node up to the root, where L stores the first symbol, Π stores the remaining part, and F stores the first symbols of each string stored in Π . Consequently, concatenating $L[i]$ and $\Pi[i]$ gives the path from a node to the root in the trie. Each pair $(L[i], \Pi[i])$ is permuted such that Π is sorted lexicographically. The last element with the same string in Π is marked with a ‘1’ in the bit vector **Last**. L is represented with a wavelet tree, and **Last** is equipped with a rank/select support. We represent F with an array C of size $\sigma^{(h-1)} \lg n$ bits such that, given a $c \in \Sigma^{(h-1)}$ with its rank r_c , $C[r_c]$ is the sum of all symbols in F whose rank is at most the rank of r_c . Each $\text{\$}$ in the array L corresponds to a leaf, and hence to a non-terminal. Finally, it can be constructed in time linear to the number of nodes [16, Thm. 2]. Querying works as follows: Given a pattern $P[1..m]$, we proceed like a standard backward search. It starts with the interval of $P[m]$ in F . Suppose that we matched $P[i..m]$ with an interval $[b_i..e_i]$. Then let $f_1 := L.\text{rank}_{P[i-1]}(b_i - 1) + 1$ and $f_2 := L.\text{rank}_{P[i-1]}(e_i)$. If $f_1 > f_2$, then there is no path in the trie that reads P . Otherwise, we compute the interval $[C[P[i-1]] + f_1..C[P[i-1]] + f_2]$, and recurse. We use this operation for finding the interval in $\text{BWT}^{(1)}$ of P_p by searching $\text{\$}P_p$. The returned range is the range of lexicographic ranks of the non-terminals whose right hand sides have P_p as a prefix. We conclude that we can find P_p in $|P_p|$ backward search steps on the XBWT. For our running example, where $P_p = \text{a}$, we take the interval of all A ’s in F , and then select all $\text{\$}$ ’s in F within that range. The ranks of these $\text{\$}$ ’s corresponds to the non-terminals A , B , and C .

Finally, we need the colexicographic order of the non-terminals for matching P_1 (and building the wavelet tree on the colexicographically ranked non-terminals of $\text{BWT}^{(h)}$). For that we have two options: (a) we create an additional XBWT on the blind tree of the lexicographic sorted right-hand side strings of the non-

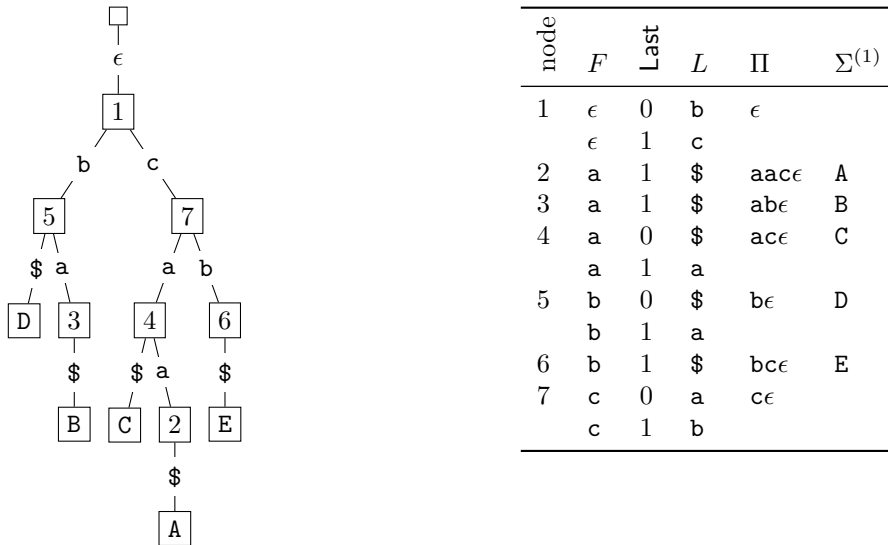


Figure 6: The trie (*left*) on the reversed right hand side rules of all non-terminals of $\Sigma^{(1)}$, and its XBWT representation (*right*), cf. Sect. 3.4. The leaves are represented by the \$ entries in L . The column $\Sigma^{(1)}$ gives the non-terminal associated with a leaf. Reading the leaves representing the non-terminals from left to right gives their collexicographic ranking, cf. Table 2. Each node is represented by as many rows as it has children.

terminals on height h , or (b) a simple permutation with $\sigma^{(h)} \lg \sigma^{(h)}$ bits. The former approach is depicted in Fig. 8 in the appendix, the latter approach given by Table 2.

3.5 Complexity Analysis

Up so far, we have studied the case that we stop the construction of the grammar at height 1. However, we can build the grammar up to a height $t_T = \mathcal{O}(\lg n)$, and then build $\text{BWT}^{(t_T)}$ on $T^{(t_T)}$. We then store for each height h a separate XBWT equipped with the wavelet tree of Barbay et al. [2] supporting a query in $\mathcal{O}(\lg \lg \sigma^{(h)})$ time. The final BWT can be represented by a data structure supporting partial rank queries [3] in constant time such that we can find a core in $T^{(t_T-1)}$ of length $\ell = \mathcal{O}(|P|/2^{t_T})$ in $\mathcal{O}(\ell)$ time. For the interval in BWT containing the occurrences of P_p , there are now not two, but 2^{t_T} possibilities: This is because, for each recursive application of the GCIS grammar, we have the possibility to include the last run of symbols of the last LMS factor. Note that large values of t_T makes it unfeasible to find short patterns that exhibit cores only at lower heights; this shortcoming is addressed in the next section.

Unfortunately, for a meaningful worst case query time analysis, we need to bound the lengths of the LMS factors of P . We can do so if we enhance the grammar to be run-length compressed, i.e., reducing character runs to single characters with their length information. Then a run-length compressed LMS substring on height h has a length of at most $2\sigma^{(h)}$, and therefore, we can find a range of non-terminals containing such a string in $\sigma^{(h)} \lg \sigma^{(h)}$ time.

This gives $\mathcal{O}(\sum_{h=0}^{t_T-1} \sigma^{(h)} \lg \lg \sigma^{(h)})$ time for finding the 2^{t_T} initial backward search intervals, and $\mathcal{O}(|P|)$ time for conducting the backward search on all possible intervals. Although the worst case time is never better than that of the FM-index built directly on $\text{BWT}^{(0)}$, it can be improved by leveraging parallel executions. In fact, conducting the backward search on the 2^{t_T} possible intervals is embarrassingly parallel. Given we have ρ processors, we set t_T to $\mathcal{O}(\lg \rho)$. Then each backward search can be handled by each processor individually in $\mathcal{O}(|P|/\rho)$ time. Finally, we merge the results in a tournament tree in $\mathcal{O}(\lg \rho)$ time.

The wavelet tree on $\text{BWT}^{(t_T)}$ uses $nH_k/2^{t_T} + o(nH_k) + \mathcal{O}(n/2^{t_T})$ bits with the representation of Belazzougui and Navarro [4], and the XBWT on height h takes $g^{(h)} \lg(\sigma^{(h-1)} + \sigma^{(h)}) + \mathcal{O}(g^{(h)})$, where $g^{(h)}$ is the size of the concatenation of all right hand side rules of $\Sigma^{(h)}$, for each $h \in [1..t_T]$. The overall construction time is linear to the text length.

4 Practical Improvements

For practical reasons, we follow the aforementioned examples with respect to that we stop the grammar construction at height 1. That is because we experienced that the grammar at height 1 already compresses well, while higher levels introduce much more non-terminals outweighing the compression. Contrary to that, we additionally introduce a *chunking parameter* $\lambda \in \mathcal{O}(\log_\sigma n)$. This parameter chops each LMS factor into factors of length λ with a possibly smaller last factor such that each non-terminal has a length of at most λ . The idea for such small λ is that we can interpret the right hand side of each non-terminal as an integer fitting into a constant number of machine words. For the dictionary on the right hand sides of the non-terminals, we drop the idea of the XBWT, but use compressed bit vectors B_F and B_R , each of length σ^λ . We represent $\pi(X)$ for each non-terminal as an integer $v \in [1..\sigma^\lambda]$ and store it by setting $B_F[v] = 1$. Similarly, we represent the reversed string $\pi(X)$ as such an integer v' and set $B_R[v'] = 1$. We endow B_F and B_R with rank/select-support data structures. We additionally store a permutation to convert a value of B_R .rank₁ to B_F .select₁.

4.1 Pattern Matching

Unfortunately, by limiting the right hand sides of the non-terminals at length λ , the property that only the first and last non-terminal of the parsed pattern is not in the core no longer holds in general. Let again $P = P_1 \cdots P_p$ be the LMS factorization of our pattern. We assume that $p \geq 2$ and $|P| > \lambda$; the other cases are analyzed afterwards. For $x \in [2..p]$, we define the chunks $P_{x,1} \cdots P_{x,c_x} = P_x$ with $|P_{x,j}| = \lambda$ for each $j \in [1..c_x - 1]$ and $|P_{x,c_x}| \in [1..\lambda]$. Then, due to the construction of our chunks, there are non-terminals $Y_{x,j} \in \Sigma^{(1)}$ with $\pi(Y_{x,j}) = P_{x,j}$ for all $x \in [2..p - 1]$ and $j \in [1..c_x]$. Hence, $Y_{2,1} \cdots Y_{2,c_2} Y_{3,1} \cdots Y_{p-1,c_{p-1}}$ is the core of P on height 1. The core can be found as a BWT range analogously as explained in Sect. 3.2.

But before searching the core, we first find P_p . We only analyze the case of an occurrence where the last character run in P_p has not been transferred to a new factor. In that case, we find a range of non-terminals whose right hand

sides start with P_{p,c_p} . In detail, we interpret P_{p,c_p} as a binary integer v having $|P_{p,c_p}| \lg \sigma$ bits. Then we create two integers v_1, v_2 by padding v with ‘0’ and ‘1’ bits to v ’s right end (interpreting the right end as the bits encoding the end of the string P_{p,c_p}), respectively, such that v_1 and v_2 have $\lambda \lg \sigma$ bits with $v_1 \leq v_2$. This gives us the ranks $[B_F.\text{rank}_1(v_1)..B_F.\text{rank}_1(v_2)]$ of all non-terminals whose right hand sides start with P_{p,c_p} , and this interval of ranks translates to a range in $\text{BWT}^{(1)}$. Because we know that P_p was always a prefix of a non-terminal in Sect. 3.2, we can apply the backward search to extend this range to the range of $P_{p,1} \cdots P_{p,c_p}$, and then continue with searching the core.

Finally, to extend this range to the full pattern, we remember that an occurrence of P_1 in T was always a suffix of the right hand side of a non-terminal. Thus if $P_1 < \lambda$, then we can process analogously. If not, then such a former right-hand side has been chunked into strings of length λ , where the last string has a length in $[1..\lambda]$. Because we want to match a suffix, we have therefore λ different ways in how to chunk $P_1 = P_{1,1} \cdots P_{1,c_1}$ into the same way with $|P_{1,c_1}| \in [1..\lambda]$. Let us fix one of these chunkings. We try to extend the range of the core by $P_{1,2} \cdots P_{1,c_1}$ with the backward search steps as before. If we successfully obtain a range, then we could proceed with $P_{1,1}$ as with P_1 in Sect. 3.2 with a top-down traversal of the wavelet tree. However, here we use the bit vector B_R and interpret the reverse of $P_{1,1}$ like P_{p,c_p} above as an integer to obtain an interval I of colexicographic ranks for all non-terminals whose reversed right-hand sides have the reverse of $P_{1,1}$ as a prefix (i.e., whose right hand sides have $P_{1,1}$ as a suffix). Unfortunately, we empirically evaluated that the top-down traversal of the wavelet tree built on the colexicographically ordered not-terminals is not space-economic in conjunction with the run-length compression of $\text{BWT}^{(1)}$. Instead, we have built the wavelet tree with the non-terminals in (standard) lexicographic order, and now use the permutation from B_R to B_F for each element of the interval I , and locate it in the wavelet tree individually.

4.2 Small Patterns

Here, we accommodate patterns with $p = 1$ or $|P| < \lambda$. First, for $p = 1$ but $|P| \geq \lambda$, we have $P = P_1$, and we treat P_1 exactly like in the above algorithm by trying λ different chunkings $P_1 = P_{1,1} \cdots P_{1,c_1}$ with $|P_{1,c_1}| \in [1..\lambda]$, find all non-terminals having P_{1,c_1} as prefixes of their right hand sides, extend the matching interval to a interval of $P_{1,2} \cdots P_{1,c_1}$ via backwards search steps, and finally use the colexicographic rankings of B_R to find $P_{1,1} \cdots P_{1,c_1}$.

For $|P| < \lambda$, we need a different data structure: We create a generalized suffix tree on the right hand sides of all non-terminals. The *string label* of a node v is the concatenation of edge labels read from the root to v . We augment each node by the number of occurrences of its string label in T . For a given pattern P , we find the highest node v whose string label has P as a prefix. Then the answer to $\text{count}(P)$ is the stored number of occurrences in v . For the implementation, we represent the generalized suffix tree in LOUDS [23], and store the occurrences in a plain array by the level order induced by LOUDS.

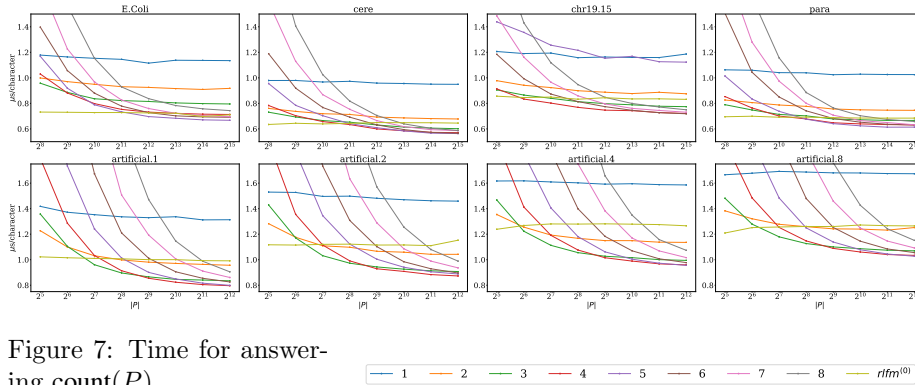


Figure 7: Time for answer-count(P).

5 Implementation and Evaluation

Our implementation is written in C++17 using the `sdsl-lite` library [21]. The code is available at <https://github.com/jamie-jjd/figiss>.

Central to our implementation is the wavelet tree implementation built upon the run-length compressed BWT⁽¹⁾, for which we used the class `sdsl::wt_rlmn`. This class is a wrapper around the actual wavelet tree to make it usable for the RLBWT. Therefore, it is parameterized by a wavelet tree implementation, which we set to `sdsl::wt_ap`, an implementation of the alphabet-partitioned wavelet tree of Barbay et al. [2]. Since we only care about answer count, we do neither sample the suffix array nor its inverse.

The bit vectors B_F and B_R are realized by the class `sdsl::sd_vector<>` leveraging Elias-Fano compression.

Evaluation Environment We evaluated all our experiments on a machine with Intel Xeon E3-1231v3 clocked at 3.4GHz running Ubuntu 20.04.2 LTS. The used compiler was `g++ 9.3.0` with compile options `-std=c++17 -O3`.

Datasets We set our focus on DNA sequences, for which we included the datasets CERE, ESCHERICHIA_COLI (abbreviated to E.COLI), and PARA from the repetitive corpus of Pizza&Chili². We additionally stored 15 of 1000 sequences of the human chromosome 19³ into the dataset CHR19.15, and create a dataset ARTIFICIAL. x for $x \in \{1, 2, 4, 8\}$, consisting of a uniform-randomly generated string S of length $5 \cdot 2^{10}$ on the alphabet $\{A, C, G, T\}$ and 100 copies of S , where each character in each copy has been modified by a probability of $x\%$, meaning changed to a different character or deleted. For the experiments we assume that all texts use the byte alphabet. In a preprocessing step, after reading an input text T , we reduce the byte alphabet to an alphabet Σ such that each character of Σ appears in T . We further renumber the characters such that $\Sigma = \{1, \dots, \sigma\}$ by using a simplified version of `sdsl::byte_alphabet`. For technical reasons, we further assume that the texts end with a null byte (at least the used classes in the `sdsl` need this assumption), which is included in the alphabet sizes σ of

²<http://pizzachili.dcc.uchile.cl/repcorpus/real>

³<http://dolomit.cs.tu-dortmund.de/chr19.1000.fa.xz>

our datasets. We present the characteristics of our datasets in Table 3 in the first three columns.

Experiments In the following experiments, we call our solution $\text{RLFM}^{(1)}$, evaluate it for each chunking parameter $\lambda \in [1..8]$ (cf. Sect. 4), and compare it with the FM-index $\text{RLFM}^{(0)}$ built on $\text{BWT}^{(0)}$ run-length compressed, again without any sampling.⁴ Note that the sampling is only useful for locate queries, and therefore would be only a memory burden in our setting. While $\text{RLFM}^{(1)}$ uses `sdsl:wt_ap` suitable for larger alphabet sizes, $\text{RLFM}^{(0)}$ uses `sdsl:wt_huff`, a wavelet tree implementation optimized for byte alphabets. Table 3 shows the space requirements of $\text{RLFM}^{(0)}$ and $\text{RLFM}^{(1)}$, which are measured by the serialization framework of `sdsl`. There, we observe that the larger λ gets, the better $\text{RLFM}^{(1)}$ compresses. However, we are pessimistic that this will be strictly the case for $\lambda > 8$ since the introduced number of symbols exponentially increases while the number of runs $r^{(1)}$ approaches a saturation curve. The case $\lambda = 1$ can be understood as a baseline: Here, the right-hand sides of all terminals are single characters. Hence, this approach does not profit from any benefits of our proposed techniques, and is provided to measure the overhead of our additional computation (e.g., the dictionary lookups). Good parameters seem to be $\lambda = 4$ and $\lambda = 7$, where $\lambda = 4$ is faster but uses more space than the solution with $\lambda = 7$. Compared to $\text{RLFM}^{(0)}$, $\text{RLFM}^{(1)}$ always uses less space, and for the majority of values of λ , answering $\text{count}(P)$ is faster for sufficiently long lengths $|P|$, which can be observed in the plots of Fig. 7. There, we measure the time for $\text{count}(P)$ with $|P| = 2^x$ for each $x \in [8..15]$. For each data point and each dataset T , we extract 2^{12} random samples of equal length from T , perform the query for each sample, and measure the average time per character.⁵

From Fig. 7, we can empirically assess that the larger λ is, the steeper the falling slope of the average query time per character is for short patterns. That is because of the split of P_1 into λ different chunkings. Our solution with $\lambda = 1$ works like $\text{RLFM}^{(0)}$ with some additional overhead and therefore can never be faster than $\text{RLFM}^{(0)}$. Interestingly, it seems that the used wavelet tree variant `sdsl:wt_ap` (used for every λ , in particular for $\lambda = 1$) seems to be smaller than `sdsl:wt_huff` used for $\text{RLFM}^{(0)}$ regarding the space comparison of $\text{RLFM}^{(1)}$ with $\lambda = 1$ and $\text{RLFM}^{(0)}$ in Table 3. The solution with $\lambda = 2$ is only interesting for `ARTIFICIAL.x`, for the other datasets it is always slower than $\text{RLFM}^{(0)}$.

6 Future Work

The chunking into substrings of length λ is rather naive. Running a locality sensitive grammar compressor like ESP [11] on the LMS substrings will produce factors of length three with the property that substrings are factorized in the same way, except maybe at their borders. Thus, we expect that employing a locality sensitive grammar will reduce the number of symbols and therefore improve $r^{(1)}$. We further want to parallelize our implementation, and strive to

⁴For space reasons, we only show the evaluation for certain values of λ . The full evaluation is available in the appendix.

⁵We extract the patterns from the input such that we can be sure that each pattern actually exists. Non-existing patterns would give $\text{RLFM}^{(1)}$ an advantage since finding the first factor $P_{1,1}$ take a significant amount of time.

beat RLFM⁽⁰⁾ for smaller pattern lengths. Also, we would like to conduct our experiments on larger datasets like sequences usually maintained by pangenome indexes of large scale.

Acknowledgements

This work was supported by JSPS KAKENHI grant numbers JP21K17701 and JP21H05847.

Table 3: Comparison of $\text{RLFM}^{(0)}$ and $\text{RLFM}^{(1)}$ on the datasets described in Sect. 5. The space is in Mebibytes ([MiB]), and ‘[M]’ denotes mega (10^6). $r^{(0)}$ and $r^{(1)}$ are the number of character runs in $\text{BWT}^{(0)}$ and $\text{BWT}^{(1)}$, respectively, and $\sigma^{(0)}$ and $\sigma^{(1)}$ are, respectively, the number of their different symbols. The column $\lg |P|$ is the logarithmic pattern length at which $\text{RLFM}^{(1)}$ starts to become faster than $\text{RLFM}^{(0)}$ on answering $\text{count}(P)$. See Sect. 4 for a description of the chunking parameter λ .

input text			$\text{RLFM}^{(0)}$			$\text{RLFM}^{(1)}$				
name	space [MiB]	σ	$r^{(0)}$ [M]	space [MiB]	λ	space [MiB]	$\sigma^{(1)}$	$r^{(1)}$ [M]	$\lg P $	
CERE	439.9	6	11.6	26.8	1	26.5	6	11.6	-	
					4	17.3	271	5.8	11	
					6	15.1	1081	5.1	12	
					7	14.9	1790	5.0	13	
CHR19.15	845.8	6	32.3	70.8	1	69.7	6	32.3	-	
					4	47.1	140	16.5	9	
					6	40.3	620	14.3	11	
					7	39.7	1174	13.8	12	
E.COLI	107.5	16	15.0	26.2	1	25.4	16	15.0	-	
					4	17.8	809	7.3	13	
					6	15.3	1764	6.3	13	
					7	15.1	2356	6.2	13	
PARA	409.4	6	15.6	34.4	1	34.0	6	15.6	-	
					4	22.6	296	7.9	11	
					6	19.6	1620	6.9	12	
					7	19.4	2701	6.7	13	
ARTIFICIAL.1	502.5	5	50.9	91.4	4	69.2	131	28.7	8	
					6	67.4	611	25.8	10	
					7	67.1	1164	25.3	11	
ARTIFICIAL.2	500.0	5	87.5	141.8	4	109.9	131	49.3	7	
					6	107.8	611	44.3	9	
					7	107.4	1164	43.5	10	
ARTIFICIAL.4	495.0	5	147.0	215.8	4	168.4	131	81.1	7	
					6	166.0	611	72.6	9	
					7	165.4	1164	71.3	10	
ARTIFICIAL.8	485.0	5	237.4	300.2	4	235.1	131	123.4	7	
					6	228.4	611	109.2	9	
					7	226.6	1164	107.0	10	

References

- [1] T. Akagi, D. Köppl, Y. Nakashima, S. Inenaga, H. Bannai, and M. Takeda. Grammar index by induced suffix sorting. *CoRR*, abs/2105.13744, 2021.
- [2] J. Barbay, F. Claude, T. Gagie, G. Navarro, and Y. Nekrich. Efficient fully-compressed sequence representations. *Algorithmica*, 69(1):232–268, 2014.
- [3] D. Belazzougui and G. Navarro. Alphabet-independent compressed text indexing. *ACM Trans. Algorithms*, 10(4):23:1–23:19, 2014.
- [4] D. Belazzougui and G. Navarro. Optimal lower and upper bounds for representing sequences. *ACM Trans. Algorithms*, 11(4):31:1–31:21, 2015.
- [5] M. Burrows and D. J. Wheeler. A block sorting lossless data compression algorithm. Technical Report 124, Digital Equipment Corporation, Palo Alto, California, 1994.
- [6] M. Charikar, E. Lehman, D. Liu, R. Panigrahy, M. Prabhakaran, A. Sahai, and A. Shelat. The smallest grammar problem. *IEEE Trans. Information Theory*, 51(7):2554–2576, 2005.
- [7] A. R. Christiansen, M. B. Ettiienne, T. Kociumaka, G. Navarro, and N. Prezza. Optimal-time dictionary-compressed indexes. *ACM Trans. Algorithms*, 17(1):8:1–8:39, 2021.
- [8] D. R. Clark. *Compact Pat Trees*. PhD thesis, University of Waterloo, Canada, 1996.
- [9] F. Claude and G. Navarro. Improved grammar-based compressed indexes. In *Proc. SPIRE*, volume 7608 of *LNCS*, pages 180–192, 2012.
- [10] F. Claude, G. Navarro, and A. Pacheco. Grammar-compressed indexes with logarithmic search time. *J. Comput. Syst. Sci.*, 118:53–74, 2021.
- [11] G. Cormode and S. Muthukrishnan. The string edit distance matching problem with moves. *ACM Trans. Algorithms*, 3(1):2:1–2:19, 2007.
- [12] D. Díaz-Domínguez and G. Navarro. A grammar compressor for collections of reads with applications to the construction of the BWT. *CoRR*, abs/2011.07999, 2020.
- [13] D. Díaz-Domínguez and G. Navarro. A grammar compressor for collections of reads with applications to the construction of the BWT. In *Proc. DCC*, pages 83–92, 2021.
- [14] D. Díaz-Domínguez, G. Navarro, and A. Pacheco. An LMS-based grammar self-index with local consistency properties. In *Proc. SPIRE*, 2021. To appear.
- [15] P. Ferragina and G. Manzini. Opportunistic data structures with applications. In *Proc. FOCS*, pages 390–398, 2000.
- [16] P. Ferragina, F. Luccio, G. Manzini, and S. Muthukrishnan. Compressing and indexing labeled trees, with applications. *J. ACM*, 57(1):4:1–4:33, 2009.

- [17] J. Fischer, T. I., and D. Köppl. Deterministic sparse suffix sorting in the restore model. *ACM Trans. Algorithms*, 16(4):50:1–50:53, 2020.
- [18] T. Gagie, G. Navarro, and N. Prezza. Optimal-time text indexing in BWT-runs bounded space. In *Proc. SODA*, pages 1459–1477, 2018.
- [19] T. Gagie, T. I., G. Manzini, G. Navarro, H. Sakamoto, and Y. Takabatake. Rpair: Rescaling RePair with Rsync. *CoRR*, abs/1906.00809, 2019.
- [20] M. Ganczorz, P. Gawrychowski, A. Jez, and T. Kociumaka. Edit distance with block operations. In *Proc. ESA*, volume 112 of *LIPICs*, pages 33:1–33:14, 2018.
- [21] S. Gog, T. Beller, A. Moffat, and M. Petri. From theory to practice: Plug and play with succinct data structures. In *Proc. SEA*, volume 8504 of *LNCS*, pages 326–337, 2014.
- [22] R. Grossi, A. Gupta, and J. S. Vitter. High-order entropy-compressed text indexes. In *Proc. SODA*, pages 841–850, 2003.
- [23] G. Jacobson. Space-efficient static trees and graphs. In *Proc. FOCS*, pages 549–554, 1989.
- [24] J. Kärkkäinen, P. Mikkola, and D. Kempa. Grammar precompression speeds up Burrows–Wheeler compression. In *Proc. SPIRE*, volume 7608 of *LNCS*, pages 330–335, 2012.
- [25] D. Kempa and T. Kociumaka. String synchronizing sets: sublinear-time BWT construction and optimal LCE data structure. In *Proc. STOC*, pages 756–767, 2019.
- [26] D. Kempa and N. Prezza. At the roots of dictionary compression: string attractors. In *Proc. STOC*, pages 827–840, 2018.
- [27] J. C. Kieffer and E. Yang. Grammar-based codes: A new class of universal lossless source codes. *IEEE Trans. Information Theory*, 46(3):737–754, 2000.
- [28] N. J. Larsson and A. Moffat. Offline dictionary-based compression. In *Proc. DCC*, pages 296–305, 1999.
- [29] V. Mäkinen and G. Navarro. Succinct suffix arrays based on run-length encoding. *Nord. J. Comput.*, 12(1):40–66, 2005.
- [30] U. Manber and E. W. Myers. Suffix arrays: A new method for on-line string searches. *SIAM J. Comput.*, 22(5):935–948, 1993.
- [31] S. Mantaci, A. Restivo, G. Rosone, and M. Sciortino. An extension of the Burrows–Wheeler transform. *Theor. Comput. Sci.*, 387(3):298–312, 2007.
- [32] G. Manzini. XBWT tricks. In *Proc. SPIRE*, volume 9954 of *LNCS*, pages 80–92, 2016.
- [33] K. Mehlhorn, R. Sundar, and C. Uhrig. Maintaining dynamic sequences under equality tests in polylogarithmic time. *Algorithmica*, 17(2):183–198, 1997.

- [34] C. G. Nevill-Manning and I. H. Witten. Linear-time, incremental hierarchy inference for compression. In *Proc. DCC*, pages 3–11, 1997.
- [35] G. Nong, S. Zhang, and W. H. Chan. Two efficient algorithms for linear time suffix array construction. *IEEE Trans. Computers*, 60(10):1471–1484, 2011.
- [36] D. S. N. Nunes, F. A. da Louza, S. Gog, M. Ayala-Rincón, and G. Navarro. A grammar compression algorithm based on induced suffix sorting. In *Proc. DCC*, pages 42–51, 2018.




Figure 8: Trie on the right hand sides of all non-terminals of our running example with its XBWT representation, cf. Fig. 6 for the trie on the reserved right hand sides. The ranks of the \$ in L corresponds to the colexiographic ranking of the non-terminals, cf. Table 2.

A Consistent Grammars

Our approach is not limited to the GCIS grammar. We can also make use of a wider range of grammars. For that purpose, we would like to introduce τ -consistent grammars, and then show how we can use them. Given an integer $\tau < n$ and a run-length compressed string T of length n , a set of positions $S \subset [1..n]$ of T is called τ -consistent if, for every positions $i, j \in [1..n - \tau + 1]$ with $T[i..i + \tau] = T[j..j + \tau]$, it holds that $i \in S$ if and only if $j \in S$ (a τ -synchronizing set [25, Def. 3.1] is a 2τ -consistent set). A factorizing grammar is τ -consistent if $T^{(h)} = \pi(X_{i_1}^{(h)}) \dots \pi(X_{i_{|T^{(h+1)}|}}^{(h)})$ and the starting positions of the substrings $\pi(X_{i_j}^{(h)})$ for all $j \in [1..|T^{(h+1)}|]$ form a τ -consistent set.

Examples of τ -consistent grammars are signature encoding [33] with $\tau = \mathcal{O}(\lg^* n)$, the Rsync parse [19] with a probabilistically selectable τ , AlgBcp [20] with $\tau = \mathcal{O}(1)$, grammars based on string τ -synchronizing sets [25], a run-length compressed variant of GCIS with $\tau = 2\sigma'$, where σ' is the number of different characters in the run-length encoded text.

Now assume that P factorizes into $P = P_1 \dots P_p$. If $|P_1|, |P_m| > \tau$, then we can directly apply our approach since $P_2 \dots P_{m-1}$ can be interpreted as the right-hand sides of non-terminals belonging to the core of P . Otherwise, let f and ℓ be the smallest and largest numbers, respectively such that $|P_1 \dots P_f| \geq \tau$ and $|P_\ell \dots P_p| \geq \tau$. Then again $P_{f+1} \dots P_{\ell-1}$ can be found via the core of P . For the other factors, we can proceed analogously as for the chunking into λ -length substrings described in Sect. 4.

B Full Experiments

Finally, we provide the full experiments (Tables 4 and 5) and plots (Fig. 9) with higher resolution that did not made in into the main text due to space

limitations. We additionally evaluated in Tables 6 and 7 the construction times for $\text{RLFM}^{(0)}$, $\text{RLFM}^{(1)}$, and the FM-index on the plain $\text{BWT}^{(0)}$. There, we used the same wavelet tree implementation `sds1::wt_huff` for the FM-index as for $\text{RLFM}^{(0)}$. We observe that the best construction times of $\text{RLFM}^{(1)}$ are roughly 2 – 3 times slower than for $\text{RLFM}^{(0)}$ and the FM-index. The construction is the slowest for $\lambda = 1$ (up to 10 times slower), and fastest for a $\lambda \in [5..8]$ (the exact number differs for each dataset).

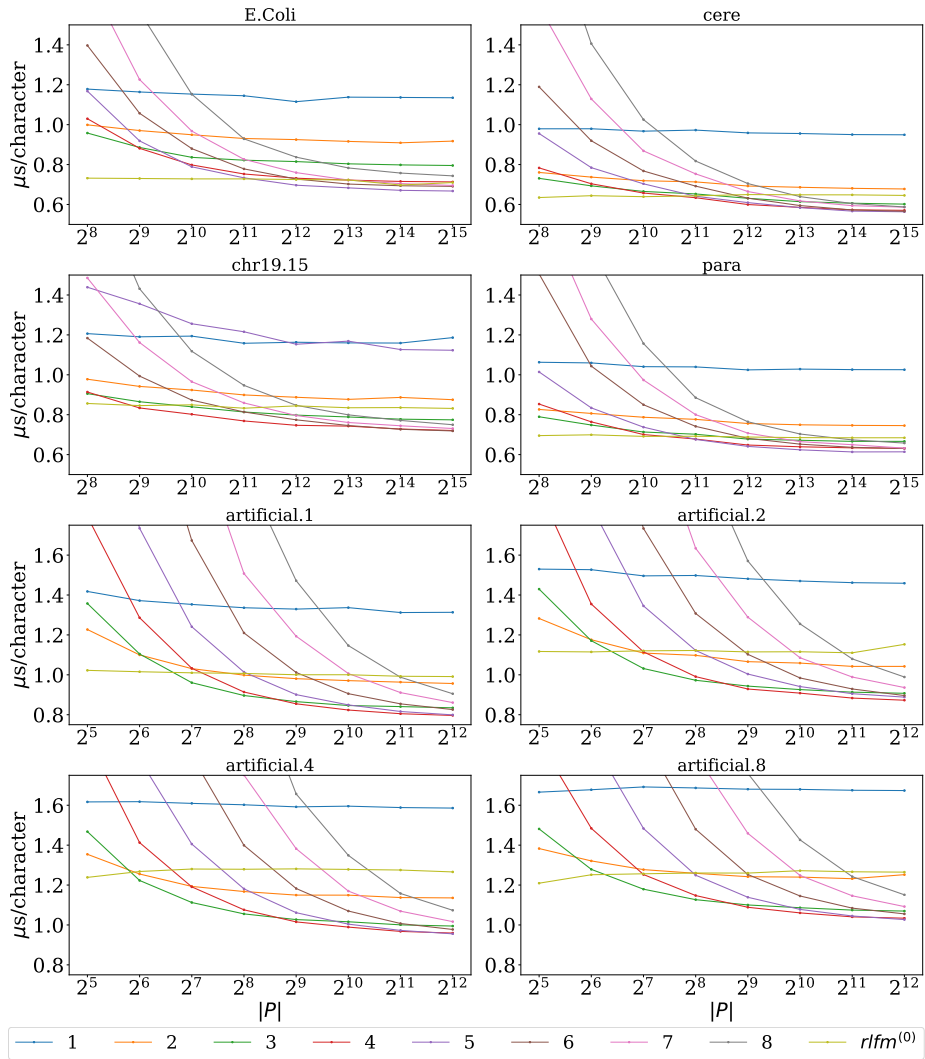


Figure 9: Time for answering $\text{count}(P)$, cf. Fig. 7

Table 4: Comparison of RLFM⁽⁰⁾ and RLFM⁽¹⁾ on the real-world datasets described in Sect. 5. See Table 3 for a description of the columns.

input text			RLF ⁽⁰⁾			RLF ⁽¹⁾				
name	space [MiB]	σ	$r^{(0)}$ [M]	space [MiB]	λ	space [MiB]	$\sigma^{(1)}$	$r^{(1)}$ [M]	$\lg P $	
CERE	439.9	6	11.6	26.8	1	26.5	6	11.6	-	
					2	20.4	26	8.3	-	
					3	18.4	95	6.7	12	
					4	17.3	271	5.8	11	
					5	16.7	602	5.3	11	
					6	15.1	1081	5.1	12	
					7	14.9	1790	5.0	13	
					8	14.9	2810	4.9	13	
CHR19.15	845.8	6	32.3	70.8	1	69.7	6	32.3	-	
					2	54.9	22	23.5	-	
					3	50.8	58	19.0	10	
					4	47.1	140	16.5	9	
					5	44.9	305	15.1	-	
					6	40.3	620	14.3	11	
					7	39.7	1174	13.8	12	
					8	39.4	2086	13.6	13	
E.COLI	107.5	16	15.0	26.2	1	25.4	16	15.0	-	
					2	20.4	123	10.7	-	
					3	19.3	399	8.5	-	
					4	17.8	809	7.3	13	
					5	17.2	1272	6.7	12	
					6	15.3	1764	6.3	13	
					7	15.1	2356	6.2	13	
					8	15.1	3251	6.1	-	
PARA	409.4	6	15.6	34.4	1	34.0	6	15.6	-	
					2	26.5	26	11.3	-	
					3	24.5	96	9.1	12	
					4	22.6	296	7.9	11	
					5	20.0	774	7.2	11	
					6	19.6	1620	6.9	12	
					7	19.4	2701	6.7	13	
					8	19.3	4013	6.7	14	

Table 5: Comparison of RLFM⁽⁰⁾ and RLFM⁽¹⁾ on the datasets of random generated DNA sequences. See Table 3 for a description of the columns.

input text			RLFM ⁽⁰⁾		RLFM ⁽¹⁾				
name	space [MiB]	σ	$r^{(0)}$ [M]	space [MiB]	λ	space [MiB]	$\sigma^{(1)}$	$r^{(1)}$ [M]	$\lg P $
ARTIFICIAL.1	502.5	5	50.9	91.4	1	89.5	5	50.9	-
					2	84.9	17	39.0	8
					3	71.2	51	32.3	7
					4	69.2	131	28.7	8
					5	68.0	297	26.7	9
					6	67.4	611	25.8	10
					7	67.1	1164	25.3	11
					8	66.9	2058	25.1	11
ARTIFICIAL.2	500.0	5	87.5	141.8	1	138.5	5	87.5	-
					2	131.5	17	67.0	7
					3	111.8	51	55.5	7
					4	109.9	131	49.3	7
					5	108.5	297	45.9	9
					6	107.8	611	44.3	9
					7	107.4	1164	43.5	10
					8	107.2	2069	43.2	11
ARTIFICIAL.4	495.0	5	147.0	215.8	1	210.1	5	147.0	-
					2	198.7	17	111.4	6
					3	169.7	51	91.8	6
					4	168.4	131	81.1	7
					5	167.0	297	75.4	8
					6	166.0	611	72.6	9
					7	165.4	1164	71.3	10
					8	165.0	2077	70.7	11
ARTIFICIAL.8	485.0	5	237.4	300.2	1	290.9	5	237.4	-
					2	286.4	17	174.3	8
					3	239.6	51	141.3	7
					4	235.1	131	123.4	7
					5	231.0	297	113.9	8
					6	228.4	611	109.2	9
					7	226.6	1164	107.0	10
					8	225.5	2079	106.1	11

Table 6: Construction times on the real-world datasets. Times are in seconds ([s]).

dataset	FM-index time [s]	RLFM ⁽⁰⁾ time [s]	RLFM ⁽¹⁾	
			λ	time [s]
CERE	101.6	102.6	1	881.3
			2	471.4
			3	365.0
			4	299.4
			5	290.4
			6	277.4
			7	275.9
			8	276.6
CHR19.15	207.7	208.9	1	2093.7
			2	1107.7
			3	807.3
			4	683.0
			5	633.2
			6	626.6
			7	609.6
			8	597.2
E.COLI	24.5	25.0	1	187.1
			2	110.3
			3	87.1
			4	71.9
			5	66.7
			6	65.8
			7	66.3
			8	71.1
PARA	98.0	98.0	1	755.7
			2	410.5
			3	319.3
			4	267.4
			5	260.9
			6	251.5
			7	248.2
			8	252.2

Table 7: Construction times for the datasets ARTIFICIAL. x .

dataset	FM-index time [s]	RLFM ⁽⁰⁾ time [s]	RLFM ⁽¹⁾	
			λ	time [s]
ARTIFICIAL.1	130.0	131.4	1	616.1
			2	339.4
			3	263.2
			4	227.4
			5	224.1
			6	230.7
			7	230.5
			8	233.7
ARTIFICIAL.2	129.2	132.9	1	578.2
			2	328.3
			3	254.5
			4	218.7
			5	213.2
			6	220.5
			7	220.3
			8	224.2
ARTIFICIAL.4	130.5	137.1	1	555.2
			2	555.2
			3	243.4
			4	213.6
			5	209.7
			6	218.1
			7	216.5
			8	222.8
ARTIFICIAL.8	132.4	144.4	1	530.6
			2	306.4
			3	241.0
			4	211.0
			5	207.1
			6	214.9
			7	215.5
			8	219.7