

Graph Pointer Neural Networks

Tianmeng Yang^{1,2*} Yujing Wang^{1,2}, Zhihan Yue¹, Yaming Yang², Yunhai Tong¹, Jing Bai²

¹School of Electronics Engineering and Computer Science, Peking University

²Microsoft Research Asia

{youngtimmy, zhihan.yue, yhtong}@pku.edu.cn, {yujwang, yayaming, jbai}@microsoft.com

Abstract

Graph Neural Networks (GNNs) have shown advantages in various graph-based applications. Most existing GNNs assume strong homophily of graph structure and apply permutation-invariant local aggregation of neighbors to learn a representation for each node. However, they fail to generalize to heterophilic graphs, where most neighboring nodes have different labels or features, and the relevant nodes are distant. Few recent studies attempt to address this problem by combining multiple hops of hidden representations of central nodes (i.e., *multi-hop-based approaches*) or sorting the neighboring nodes based on attention scores (i.e., *ranking-based approaches*). As a result, these approaches have some apparent limitations. On the one hand, multi-hop-based approaches do not explicitly distinguish relevant nodes from a large number of multi-hop neighborhoods, leading to a severe over-smoothing problem. On the other hand, ranking-based models do not joint-optimize node ranking with end tasks and result in sub-optimal solutions. In this work, we present Graph Pointer Neural Networks (GPNN) to tackle the challenges mentioned above. We leverage a pointer network to select the most relevant nodes from a large amount of multi-hop neighborhoods, which constructs an ordered sequence according to the relationship with the central node. 1D convolution is then applied to extract high-level features from the node sequence. The pointer-network-based ranker in GPNN is joint-optimized with other parts in an end-to-end manner. Extensive experiments are conducted on six public node classification datasets with heterophilic graphs. The results show that GPNN significantly improves the classification performance of state-of-the-art methods. In addition, analyses also reveal the privilege of the proposed GPNN in filtering out irrelevant neighbors and reducing over-smoothing.

Introduction

Graph Neural Networks (GNNs) have shown advantages in various graph-based applications. Most existing GNNs assume strong homophily of Graph Neural Networks (GNNs) have been successfully applied to representation learning on graphs, as well as multiple real-world applications from web-scale recommendation (Ying et al. 2018) to molecular chemistry inference (Gilmer et al. 2017; Fout

*This work is conducted during the author’s internship at Microsoft Research Asia.

Copyright © 2022, Association for the Advancement of Artificial Intelligence (www.aaai.org). All rights reserved.

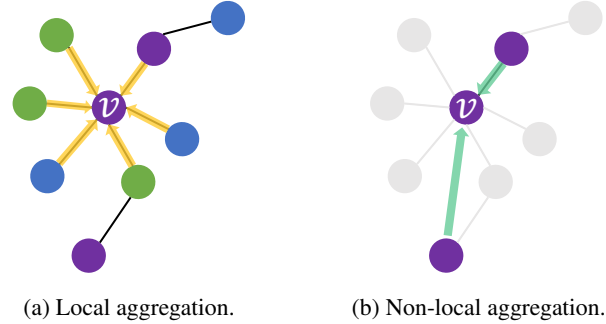


Figure 1: Visual illustration of the local aggregation of existing GNNs and non-local aggregation in GPNN in one propagation step. The colors of nodes represent their labels, while grey means ignored. Traditional GNNs aggregate all nodes in the local neighborhood including noises, while GPNN selectively filters the irrelevant nodes and captures non-local features.

2017). Most existing approaches are based on a framework of message-passing neural networks (MPNNs), including ChebyNet (Defferrard, Bresson, and Vandergheynst 2016), GCN (Kipf and Welling 2016), GAT (Veličković et al. 2017) and GIN (Xu et al. 2018). They learn each node’s representation by aggregating feature information from its neighbors. The aggregation often needs to be permutation-invariant (e.g., Mean, Max or Sum) as there is no ordering information of the neighboring nodes. These methods are effective with an assumption of strong homophily for graphs (such as citation networks (Newman 2002)), where neighboring nodes always possess similar features and belong to the same class. However, this inductive bias is not suitable for graphs with heterophily. In heterophilic graphs, most connected nodes are dissimilar and may belong to different classes, while the semantically relevant nodes are often multi-hops away. As Figure 1 (a) shows, normal local aggregation in GNNs might introduce noises for node representation in heterophilic graphs. In such scenarios, even models that ignore the graph structure altogether (e.g., MLPs) can outperform state-of-the-art GNNs (Zhu et al. 2020).

Few recent studies address heterophilic graphs by combining multiple hops of hidden representations of central

nodes or ranking the nodes with attentions scores. For example, Zhu et al. (2020) combine each node’s ego-features and intermediate representations of multiple hops of neighbors to boost learning from the heterophilic graph structure; Yuan and Ji (2021) compute attention scores between neighboring nodes and drop the nodes with lower scores manually. The limitations of these methods lie in two aspects. First, multi-hop-based approaches do not explicitly distinguish relevant nodes from a large number of multi-hop neighborhoods. The noises are still mixed up with helpful information and lead to severe over-fitting and over-smoothing issues. Second, the ranking procedure in state-of-the-art solution (Yuan and Ji 2021) is non-differentiable, e.g., it cannot be optimized jointly with the target classification tasks and leads to sub-optimal results. GAT (Veličković et al. 2017) is able to assign different weighting scores to each neighbor, but it still suffers from over-smoothing and cannot fundamentally solve the limitation when the number of neighbors or hops are extremely large (Chen et al. 2020).

In this paper, we tackle the challenges above by proposing a novel Graph Pointer Neural Networks (GPNN). For each node, we first sample a sequence of nodes from the local and remote neighborhoods. A pointer network is then utilized to select the most relevant and valuable neighboring nodes, which constructs a new sequence ranked by relations to the central node. Afterward, a 1D-convolutional layer is applied to the node sequence to capture high-level semantic features. As Figure 1(b) shows, the central node can directly capture helpful information from a distant node while ignoring the irrelevant ones from the nearest neighborhood. We can easily sample sufficient nodes from multiple-hop neighbors in the implementation, enabling the model to capture long-term dependencies of nodes in a heterophilic graph.

To prove the effectiveness of GPNN, we conduct extensive experiments on a variety of real-world graphs with heterophily properties, including web-page linking networks and co-occurrence networks. The results show that our methods consistently improve the performance of existing GNNs over all benchmarks, with an average lift of 6.3% over the best state-of-the-art methods. Thorough analyses also reveal the privilege of the proposed GPNN in filtering out irrelevant neighbors and reducing over-smoothing.

In summary, the major contributions of this paper are three-fold:

- First, we propose a novel framework termed Graph Pointer Neural Networks (GPNN) tailored for heterophilic graphs. The adoption of a pointer network enables GPNN to distinguish crucial information from distant nodes while filtering out irrelevant or noisy ones in the nearest neighbors. Besides, the 1D-convolutional layer can extract high-level structural information from the ranked sequence of relevant nodes, enriching the representation of nodes in heterophilic graphs.
- Second, experimental results show that GPNN consistently outperforms previous methods, with an average lift of 6.3% over the best state-of-the-art method. Especially, we improve 1.9% on Chameleon and 3.0% on Cornell respectively over the second-best results.

- Last but not least, we further demonstrate the privilege of GPNN through extensive analysis. We prove that the ranked sequence produced by the pointer network greatly enhances the homophily property of neighboring nodes. Moreover, GPNN mitigates the over-smoothing problem and performs better than GCN and GAT as the number of layers grows.

Related Work

Graph Neural Networks Graph Neural Networks have many variants and applications. Here we focus on a brief introduction of representation learning for graph nodes in a supervised or semi-supervised setting. Most existing approaches follow a message-passing framework and use a permutation-invariant local aggregation scheme to update each node’s representation (Scarselli et al. 2008; Defferrard, Bresson, and Vandergheynst 2016; Kipf and Welling 2016; Veličković et al. 2017). For example, GCNs (Kipf and Welling 2016) average features from each node’s directly connected neighbors (including the node’s self feature) to update its representation. GATs (Veličković et al. 2017) introduces the attention mechanism (Vaswani et al. 2017) to attend over all neighbors with the learned weights. Sampling-based techniques have been developed for fast and scalable GNN training, such as GraphSAGE (Hamilton, Ying, and Leskovec 2017) and FastGCN (Chen, Ma, and Xiao 2018). Mixhop (Abu-El-Haija et al. 2019) and Graph Diffusion Convolution(GDC) (Klicpera, Weißenberger, and Günnemann 2019) explored combining feature information from multi-hop neighborhoods. In order to directly learn weights in the local filter, LGCN (Gao, Wang, and Ji 2018) adopt regular 1D convolutions through top-k ranking. Besides, data augmentation and consistency regularization are applied in GRAND (Feng et al. 2020) to increase the robustness of GNN models as well as reduce the risk of over-smoothing. Other recent works such as SuperGAT (Kim and Oh 2020) jointly learn the underlying graph structure and node representations with different types of attention mechanisms, which show advantages especially when the graph is noisy.

GNNs addressed heterophily Without the inductive bias of strong homophily, traditional GNNs based on local aggregation face a severe performance reduction on the heterophilic graphs. To address this challenge, Geom-GCN (Pei et al. 2020) proposes to pre-compute unsupervised node embeddings and defines a new graph convolution with a structure neighborhood built by geometric relationships in the latent space. Furthermore, some other works (Liu, Wang, and Ji 2020; Jiang et al. 2021) share the idea of re-connect graphs to improve the homophily property. Recently, H2GCN (Zhu et al. 2020) combines a set of intermediate representations including ego- and high order neighborhoods to boost learning from a heterophilic graph structure. Node2Seq (Yuan and Ji 2021) proposes to sort the nodes and apply regular 1D convolutions. These approaches have shown advantages on datasets with heterophilic graphs. However, since the irrelevant features are mixed up, and the ranking procedure does not jointly optimize, these methods fail to generate the

optimal results.

Preliminaries

Let $\mathcal{G} = (\mathcal{V}, \mathcal{E})$ be an undirected graph with node set \mathcal{V} and edge set \mathcal{E} . The nodes are associated with a feature matrix $X \in \mathbb{R}^{N \times F}$, where $N = |\mathcal{V}|$ denotes the number of nodes and F denotes the number of input features. $A \in \{0, 1\}^{N \times N}$ is the adjacency matrix, where $A_{uv} = 1$ means the node u and node v are connected. x_v is the feature vector of node v , and the corresponding label is y_v . The k -hop neighborhood of node v is denoted as $N_k(v)$. For example, the directly connected (1-hop) neighborhood is $N_1(v)$, including self-loops.

Homophily and Heterophily

Graphs such as community networks and citation networks are often of high homophily, where the linked nodes are more likely to have similar features and belong to the same class. However, there are a large number of real-world graphs with heterophily (e.g., web-page linking networks (Ribeiro, Saverese, and Figueiredo 2017)). That is, the linked nodes usually have dissimilar features and belong to different classes. It is worth noting that heterophily is different from heterogeneity, as a heterogeneous network means that the network has multiple types of nodes and different relationships between them.

To clearly measure the homophily or heterophily of a graph, we follow Pei et al. (2020) to define the homophily ratio $H(\mathcal{G})$ and use it to distinguish graphs with strong homophily or heterophily:

$$H(\mathcal{G}) = \frac{1}{|\mathcal{V}|} \sum_{v \in \mathcal{V}} \frac{\sum_{u \in N_1(v)} (y_u = y_v)}{|N_1(v)|} \quad (1)$$

A high homophily ratio $H(\mathcal{G}) \rightarrow 1$ means that the graph is with strong homophily while a graph of strong heterophily has a small homophily ratio $H(\mathcal{G}) \rightarrow 0$.

Traditional GNNs

Message Passing Framework. Most existing GNNs adopt message-passing framework, which applies local aggregation to learn node representations. At each propagation step t , the hidden representation of node v is derived by:

$$h_v^t = f(\text{aggr}(h_u^{t-1} | u \in N_1(v))) \quad (2)$$

where $h_v^0 = x_v$, $f(\cdot)$ is the transformation function between two propagation steps, and $\text{aggr}(\cdot)$ aggregates all 1-hop neighbors' features. For example, GCN (Kipf and Welling 2016) aggregates and updates the node features by:

$$h_v^t = \sigma(W \sum_{u \in N_1(v)} \frac{1}{\sqrt{\hat{d}_u \hat{d}_v}} h_u^{t-1})) \quad (3)$$

where σ is the activation function, W is a learnable weight matrix, \hat{d}_v is the degree of node v obtained from the adjacency matrix with self-loops $\hat{A} = A + I$, $1/\sqrt{\hat{d}_u \hat{d}_v}$ denotes the weight between node u and v . The propagation depth t is usually limited to prevent the over-smoothing phenomena.

However, under the situation of heterophily, most of the directly connected nodes are noisy, while semantically similar nodes are always distant.

Attention-based approaches compute the attention scores between connected nodes as:

$$\alpha_{uv} = a(Wh_u, Wh_v) \quad (4)$$

where $a(\cdot)$ is the function computing the similarity between two connected nodes. Based on the attention scores α_{uv} , the neighboring nodes can be considered differently or sorted manually.

Multi-hop-based approaches consider the representations of different propagation steps to combine information from different distance as:

$$h_v^t = \text{combine}(h_v^0, h_v^1, \dots, h_v^{t-1}) \quad (5)$$

but the noises of the local neighborhood are also considering and always facing the over-smoothing issue.

Motivation of GPNN

Motivated by the limitations of traditional GNNs, we propose a novel GNN framework termed Graph Pointer Neural Networks (GPNN), which constructs node sequences containing local neighboring nodes and high-order distant nodes to capture both local and non-local semantic information. A pointer network is then leveraged to select and rank the most relevant nodes in structure and semantics. The pointer network can be jointly optimized with graph embedding, resulting in significant improvement over state-of-the-art methods. The details are described in the next section.

Graph Pointer Neural Networks

In this section, we present our proposed Graph Pointer Neural Networks (GPNN) for node representation learning of heterophilic graphs (see Figure 2). We first describe the node sequence sampling strategy to construct a node sequence including local and high-order neighborhood nodes. Then we introduce the graph pointer generator, which includes a node embedding layer, a pointer network to select and rank these nodes, and a 1D-convolution layer to extract high-level semantics from the ranked sequence. Finally, we introduce the proposed graph pointer neural networks for node classification tasks.

Multi-hop node sequence sampling

In graphs with heterophily, nodes with helpful information are located both in the local and non-local high-order neighborhoods. In order to capture these two affinities between nodes, we aim to construct a node sequence for each node that contains neighbors from multiple hops. Unlike the grid-like data such as time series and images, there are several challenges to turn generic graph structure into sequences. The number of node's adjacent neighbors is always varying, and there is no ordering information among them. To tackle these challenges, we propose a multi-hop node sampling strategy to construct node sequences for encoding structural and semantic information. Algorithm 1 describes the procedure in detail. For each node in the graph, we sample

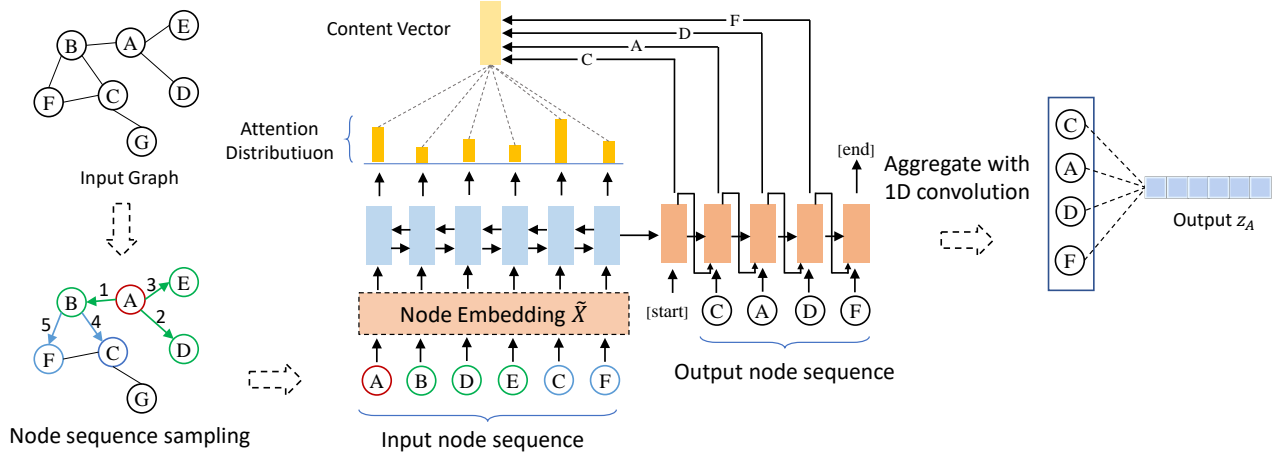


Figure 2: An illustration of the graph pointer generator layer. With the central node A and a sampling depth $k=2$, the neighbors within two hops are assembled after the node sequence sampling. Nodes are then embedded into a latent space and fed into a pointer network to select the top-4 most relevant nodes for A . In the sequence-to-sequence model, the encoder’s hidden states are combined into a content vector. At each output time step, the decoder’s hidden state and the content vector are used to compute an attention distribution over each node in the input sequence, by which the most relevant nodes are selected. A 1D-convolution layer is applied to extract high-level and non-local features at the end.

the nodes from its 1-hop neighborhood to k -hop neighborhood. We use a Breath-First-Search (BFS) to expand adjacent neighbors. Nodes in the sequence are ranked by the distance to the central node, and ones with the same distance are ordered by their original ID in the input graph. Theoretically, since the sampling depth hyperparameter k can be set flexibly to cover the whole graph, the strategy is eligible to capture long-range dependencies even the two nodes are distant. In case some nodes have too many neighbors, we set a fixed max length L of the sequence and stop sampling when meeting this limitation.

Algorithm 1: Multi-hop node sequence sampling

Input: Adjacency matrix A , Number of nodes N , Sampling depth k

Output: Node sequence S

```

1 Initial  $S \rightarrow \emptyset$ 
2 for  $node_i = 1, 2, \dots, N$  do
3    $S[node_i].append(node_i)$ 
4 end
5 for  $i = 1, 2, \dots, k$  do
6    $A = A^i$ 
7   for  $node_i = 1, 2, \dots, N$  and
      $node_j = 1, 2, \dots, N$  do
8     if  $A_{ij} == 1$  and  $node_j \notin S[node_i]$  then
9        $S[node_i].append(node_j)$ 
10    end
11  end
12 end
13 Return  $S$ 

```

Graph Pointer Generator

The sampled node sequence contains both relevant and irrelevant nodes for the central node. In order to select the most informative nodes out and eliminate noises, we consider the selection as a sequence-to-sequence problem: the nodes in the output sequence are selected from the input sequence, while the resulting order reflects the relevance or relationship with the central node.

We leverage the Pointer Networks (Vinyals, Fortunato, and Jaitly 2015) as an embedded component to achieve this goal. For each input sequence of neighboring nodes, we first embed the node feature vector into a latent space of dimension d , then LSTMs (Hochreiter and Schmidhuber 1997) are utilized in the pointer network for the sequence-to-sequence task.

Node embedding. Node embedding is a fundamental method to preserve the connection and distance pattern in a graph. In this step, we apply a GCN layer aiming to capture the local structural information of each node. With the input nodes feature X , the output embedding is denoted as:

$$\hat{X} = GCN(X) \in \mathbb{R}^{N \times d} \quad (6)$$

where we use the vanilla GCN layer in Equation (3), and embed the feature vectors into d -dimensional hidden representations.

Pointer Network After embedding, the sampling node sequence is fed into a pointer network to select the most relevant nodes and rank the nodes by the relevance or relationship to the central node. Formally, given a sequence s containing L nodes embedded,

$$s = \{\hat{x}_1, \hat{x}_2, \dots, \hat{x}_L\} \in \mathbb{R}^{L \times d} \quad (7)$$

our target is to select the top- m most relevant nodes in them and output a sequential list reflecting the appropriate order. We denote the m indices of selected nodes is $c = \{c_1, c_2, \dots, c_m\}$, the sequence-to-sequence model aims to compute the conditional probability

$$p_\vartheta(c_i | c_1, c_2, \dots, c_{i-1}, s; \vartheta) \quad (8)$$

and learn the parameters ϑ by maximizing the probability:

$$\vartheta^* = \arg \max_{\vartheta} \sum_{s, c} \log p(c | s; \vartheta) \quad (9)$$

We adopt a sequence-to-sequence architecture based on LSTMs for the pointer network to model the conditional probability p_ϑ in Equation (8). Two separate LSTMs are applied as **Encoder** and **Decoder** respectively.

The encoder generates hidden states for the input sequence. At each time step i , \hat{x}_i is fed into the encoder, the hidden state is denoted as:

$$e_i = \tanh(W[e_{i-1}, \hat{x}_i]) \quad (10)$$

where e_0 is initialed to 0. After L time steps, we obtain L hidden states of input sequence and combine them into a content vector $E = \{e_1, e_2, \dots, e_L\}$ that records the information of entire sequence of L nodes.

The decoder then selects node with attention scores among the L nodes. At each output time i , the hidden state of decoder d_i is:

$$d_i = \tanh(W[d_{i-1}, \hat{x}_{c_{i-1}}]) \quad (11)$$

where d_0 is the output hidden state e_L from the encoder, c_{i-1} is the index of selected node at time step $i-1$, c_0 is a signal of $[start]$. We compute the attention vectors over the input sequence as following:

$$u_j^i = v^T \tanh(W_1 e_j + W_2 d_i) \quad j \in (1, 2, \dots, L) \quad (12)$$

$$p(c_i | c_1, c_2, \dots, c_{i-1}, s) = \text{softmax}(u_i) \quad (13)$$

where v , W_1 , and W_2 are learnable parameters of the decoder model, softmax normalizes the vector u_i (of length L) to be an output distribution over the L nodes of input sequence. As Figure 2 shows, with the probability distribution u_i , we can intuitively use u_j^i as pointers to select the i -th node of output sequence, until all the top- m nodes are selected step by step. After m output time steps, we obtain the sequence of top- m relevant nodes

$$o = \{\hat{x}_{c_1}, \hat{x}_{c_2}, \dots, \hat{x}_{c_m}\} \in \mathbb{R}^{m \times d} \quad (14)$$

which is ranked with the output order.

Non-local aggregation Based on the ranked sequence output from the graph pointer generator, we extract and aggregate structural and semantic features from non-local neighbors. A regular 1D-convolution layer is first applied to extract the affinities between the sequential nodes even the nodes are distant in the generic graph. Let the output channel is d' , we then aggregate all the node features to obtain a representation $z \in \mathbb{R}^{1 \times d'}$ of the central node.

$$z = \text{aggr}((\text{conv}(o))) \in \mathbb{R}^{1 \times d'} \quad (15)$$

where the $\text{aggr}(\cdot)$ function can be a pool operation, such as max-pooling and mean-pooling.

GPNN for node classification

With aforementioned designs, we build our proposed graph pointer neural networks for node classification tasks. We combine the non-local features from non-local aggregation in Equation (15), neighborhood structural information from the node embedding step in Equation (6) and each node's ego-feature to obtain the final representation. A linear transformation $W \in \mathbb{R}^{F \times d_0}$ is performed on the ego-feature $x \in \mathbb{R}^{1 \times F}$ and the three type of embeddings are combined via concatenation.

$$x_{final} = \text{concat}(xW, \hat{x}, z) \in \mathbb{R}^{1 \times (d_0 + d + d')} \quad (16)$$

Finally, we utilize a fully-connected layer to make predictions of node classification task and train the model with a cross-entropy loss.

$$y_{pred} = \text{softmax}(FFN(x_{final})) \quad (17)$$

$$\mathcal{L} = \sum_{i=1}^{N_l} y_i \log y_{pred\ i} \quad (18)$$

where the number of labeled nodes is N_l .

Experiments

For a comprehensive evaluation of GPNN, we conduct experiments for node classification tasks and compare it with various baselines. Analyses are also performed to reveal GPNN's privilege in filtering out irrelevant neighbors and reducing over-smoothing.

Datasets

We evaluate our proposed graph pointer neural networks (GPNN) on six public heterophilic graph datasets. The dataset statistics are summarized in Table 1.

- **Chameleon and Squirrel** are subgraphs of web pages in Wikipedia (Rozemberczki, Allen, and Sarkar 2021), where nodes represent web pages regarding corresponding topics, edges denote mutual links between pages, and node features correspond to several informative nouns in the Wikipedia pages. All nodes are classified into five categories based on the average monthly traffic of the web page.
- **Actor** is a subgraph extracted from film-director-actor-writer network (Tang et al. 2009), where each node corresponds to an actor, edge between two nodes denotes co-occurrence on the same Wikipedia page, and node features correspond to some keywords in the Wikipedia pages. All nodes are classified into five categories according to the types of the actors.
- **Cornell, Texas and Wisconsin** are three subsets of the WebKB dataset collected by CMU, which represent links between web pages of the corresponding universities. In these networks, nodes represent web pages, edges are hyperlinks between them, and node features are the bag-of-words representation of web pages. All nodes are classified into five categories: student, project, course, staff, and faculty.

Datasets	Chameleon	Squirrel	Actor	Cornell	Texas	Wisconsin
#Nodes	2277	5201	7600	183	183	251
#Edges	36101	217073	33544	295	309	499
#Features	2325	2089	931	1703	1703	1703
#Classes	5	5	5	5	5	5
#Homophily ratio $H(\mathcal{G})$	0.25	0.22	0.24	0.11	0.06	0.16

Table 1: Statistics and properties of benchmark datasets with heterophily.

Methods	Chameleon	Squirrel	Actor	Cornell	Texas	Wisconsin	Average
MLP	47.36 \pm 2.37	29.82 \pm 1.99	35.79 \pm 1.09	82.16 \pm 7.45	81.08 \pm 3.82	85.49 \pm 4.99	60.28
GCN (Kipf and Welling 2016)	65.92 \pm 2.58	49.78 \pm 2.06	30.16 \pm 1.27	58.91 \pm 8.33	59.73 \pm 3.24	58.82 \pm 6.06	53.89
GAT (Veličković et al. 2017)	65.32 \pm 2.00	46.79 \pm 2.08	29.74 \pm 1.46	56.76 \pm 5.70	59.45 \pm 6.37	57.06 \pm 7.07	52.52
GraphSage (Ying et al. 2018)	58.73 \pm 1.68	41.61 \pm 0.74	34.23 \pm 0.99	75.95 \pm 5.01	82.43 \pm 6.14	81.18 \pm 5.56	62.36
MixHop (Abu-El-Haija et al. 2019)	60.50 \pm 2.53	43.80 \pm 1.48	32.22 \pm 2.34	73.51 \pm 6.34	77.84 \pm 7.73	75.88 \pm 4.90	60.58
Geom-GCN (Pei et al. 2020)	60.90	38.14	31.63	60.81	67.57	64.12	53.86
H2GCN (Zhu et al. 2020)	59.39 \pm 1.98	37.90 \pm 2.02	35.86 \pm 1.03	82.16 \pm 4.80	84.86 \pm 6.77	86.67 \pm 4.69	64.47
Node2Seq (Yuan and Ji 2021)	69.4 \pm 1.6	58.8 \pm 1.4	31.4 \pm 1.0	58.7 \pm 6.8	63.7 \pm 6.1	60.3 \pm 7.0	57.05
GPNN (ours)	71.27\pm1.88	59.11\pm1.13	37.08\pm1.41	85.14\pm6.00	85.23\pm6.40	86.86\pm2.62	70.78

Table 2: Mean accuracy \pm stdev over different data splits on the six real-world heterophilic graph datasets. The best result is highlighted.

Baselines

- A simple MLP model that ignores the graph structure.
- Four traditional GNN models for node classification tasks: GCN (Kipf and Welling 2016), GAT (Veličković et al. 2017), GraphSage (Ying et al. 2018) and MixHop (Abu-El-Haija et al. 2019).
- Three state-of-the-art models addressed heterophily: Geom-GCN (Pei et al. 2020), H2GCN (Zhu et al. 2020) and Node2Seq (Yuan and Ji 2021).

Experimental setup

For baselines, the number of layers in MLP, GCN and GAT is set to 2. We run 2000 epochs and apply an early stopping strategy with a patience of 100 epochs on both the cross-entropy loss and accuracy on the validation set to choose the best model. For GPNN, the depth of node sampling is 2 with a max sequence length of 16. Other hyperparameters are tuned on the validation set: hidden unit $\in \{16, 32, 64\}$, learning rate $\in \{0.01, 0.005\}$, dropout in each layer $\in \{0, 0.5, 0.99\}$, weight decay $\in \{1E-3, 5E-4, 5E-5, 5E-6\}$, number of the selected nodes from each sequence $\in \{1, 4, 8\}$. Our methods are implemented using Pytorch (Paszke et al. 2019) and Pytorch Geometric (Fey and Lenssen 2019). We closely follow the experimental procedure with Zhu et al. (2020). For all datasets, we use the same feature vectors, labels and ten random splits provided by Pei et al. (2020).

Results on heterophilic graphs

Table 2 summarizes the prediction results of node classification for six datasets. We report the mean accuracy with a

standard deviation over ten different data splits.

Comparison between MLP and GNNs. As most nodes within the local neighborhood have different features or labels in heterophilic graphs, local aggregation brings more noises than helpful information. Even a simple MLP model outperforms classic GNNs on Actor, Cornell, Texas, and Wisconsin. GraphSage concatenates the ego-feature and neighborhood features explicitly, which shows better performance compared to those mix up different features (e.g., GCN and GAT) on these four datasets, too. This recalls our motivation that it is necessary to distinguish helpful nodes from massive neighbors. On the other hand, the local structural information is more critical for Chameleon and Squirrel, on which GNNs behave better than MLP. Nevertheless, as we will discuss later, ranking of relevant neighboring nodes is more beneficial for these two datasets.

Comparison between GPNN and SOTAs. With selective non-local aggregation, GPNN achieves a better balance between neighborhood information and non-local semantic features. It significantly improves the performance over all six benchmarks, with an average lift of 6.3% over the best state-of-the-art method. Especially, we improve 1.9% on Chameleon and 3.0% on Cornell respectively over the second-best results. As GPNN ignores most irrelevant nodes, it shows consistent improvements compared with H2GCN, which does not explicitly distinguish nodes from multi-hop neighborhoods. Node2Seq shows remarkable performances on both Chameleon and Squirrel; however, since the nodes’ ranking is not jointly optimized, it is hard to select the most valuable nodes. In addition, mixing up the neigh-

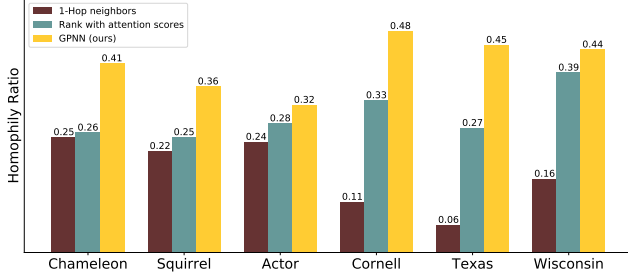


Figure 3: Comparison of homophily ratios between 1-hop neighbors, nodes ranked with attention scores and nodes selected with pointer network in GPNN.

neighborhood nodes (see the results of Node2Seq) also reduces the performance of the other four datasets. GPNN considers three different kinds of information jointly, including ego-features, structural neighborhood, non-local semantic features, and adopts a practical nodes ranking module to filter out irrelevant nodes. This design consistently shows advantages in different scenarios.

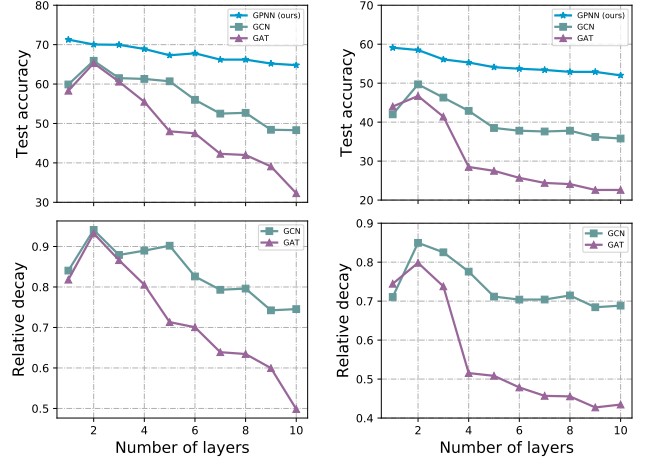
Analysis of node ranking

Noises introduced by irrelevant nodes within the local neighborhood severely harm the classification results. Our motivation is that we can filter out the irrelevant nodes, i.e., improve the homophily ratio $H(\mathcal{G})$ of a graph. Then the aggregation would be more informative and accurate. Graph Pointer Neural Networks achieve this goal by learning an ordered sequence of most relevant neighboring nodes. Previous state-of-the-art, Node2Seq (Yuan and Ji 2021) applies attention-based approaches to calculate relevance scores and rank the neighboring nodes in descending order. However, the ranking procedure is non-differentiable and can not be optimized jointly in an end-to-end pipeline.

Our analysis conducts experiments to demonstrate the advantages of ranking nodes through the graph pointer network in a joint-optimized manner. For each node, we find the most relevant five nodes ranked by graph pointer network and attention scores in Node2Seq, respectively, and then calculate the homophily ratio of these nodes. To compare with traditional GNNs, we also randomly select five 1-hop neighbors and calculate their homophily ratio for reference. The results are summarized in Figure 3. We observe that the node ranking strategies in GPNN and Node2Seq both improve the homophily ratio of original 1-hop neighbors, indicating the effectiveness of neighborhood selection. Moreover, compared with Node2Seq, GPNN achieves better results, owing to its capability of joint optimization. Specifically, the average homophily ratio of GPNN is improved by 46% over Node2Seq.

Analysis of over-smoothing

Many GNNs suffer from the over-smoothing issue. When the layers of the GNN model increase, the mixture of neighborhood features by graph convolution tends to be indistinguishable, as important discriminating information from the input is erased (Li, Han, and Wu 2018; Dehmamy, Barabási,



(a) Chameleon

(b) Squirrel

Figure 4: Over-Smoothing on Chameleon and Squirrel datasets. The top figures show the test accuracy while the bottom ones are relative decays of GCN and GAT compared to GPNN.

and Yu 2019). We study the degree of over-smoothing by stacking a different number of GCN, GAT, GPNN layers and comparing their test accuracy of node classification. Figure 4 shows the results on both Chameleon and Squirrel datasets. The top figures are the test accuracy of the three models with the different number of layers, and the bottom ones are relative decays compared to GPNN. For GCN and GAT, the test accuracy decreases fast when stacking more than two layers. For example, the test accuracy on Chameleon drops by 18% and 33% for GCN and GAT, respectively. For GPNN, the test accuracy decrease from 0.71 to 0.65, resulting in a slight decay of 6%. This indicates that GPNN is more powerful to alleviate over-smoothing.

Conclusion

In this work, we focus on the node representation learning of heterophilic graphs and present a novel GNN framework termed Graph Pointer Neural Networks (GPNN). Since most of the connected nodes in heterophilic graphs always possess dissimilar features or belong to different classes, we propose to incorporate a graph pointer generator to the GNN architecture, which distinguishes crucial information from distant nodes and performs non-local aggregation selectively. Experiments demonstrate the superiority of GPNN over previous state-of-the-art GNN models. In addition, extensive analyses are conducted to show GPNN’s advantages in both filtering irrelevant nodes and alleviating over-smoothing phenomena. In future works, we will explore more techniques for improving the scalability of GPNN, such as advanced sampling strategies and more efficient network architectures.

References

- Abu-El-Haija, S.; Perozzi, B.; Kapoor, A.; Alipourfard, N.; Lerman, K.; Harutyunyan, H.; Ver Steeg, G.; and Galstyan, A. 2019. Mixhop: Higher-order graph convolutional architectures via sparsified neighborhood mixing. In *international conference on machine learning*, 21–29. PMLR.
- Chen, D.; Lin, Y.; Li, W.; Li, P.; Zhou, J.; and Sun, X. 2020. Measuring and relieving the over-smoothing problem for graph neural networks from the topological view. In *Proceedings of the AAAI Conference on Artificial Intelligence*, volume 34, 3438–3445.
- Chen, J.; Ma, T.; and Xiao, C. 2018. Fastgcn: fast learning with graph convolutional networks via importance sampling. *arXiv preprint arXiv:1801.10247*.
- Defferrard, M.; Bresson, X.; and Vandergheynst, P. 2016. Convolutional neural networks on graphs with fast localized spectral filtering. *Advances in neural information processing systems*, 29: 3844–3852.
- Dehmamy, N.; Barabási, A.-L.; and Yu, R. 2019. Understanding the representation power of graph neural networks in learning graph topology. *arXiv preprint arXiv:1907.05008*.
- Feng, W.; Zhang, J.; Dong, Y.; Han, Y.; Luan, H.; Xu, Q.; Yang, Q.; Kharlamov, E.; and Tang, J. 2020. Graph Random Neural Network for Semi-Supervised Learning on Graphs. *arXiv preprint arXiv:2005.11079*.
- Fey, M.; and Lenssen, J. E. 2019. Fast Graph Representation Learning with PyTorch Geometric. In *ICLR Workshop on Representation Learning on Graphs and Manifolds*.
- Fout, A. M. 2017. *Protein interface prediction using graph convolutional networks*. Ph.D. thesis, Colorado State University.
- Gao, H.; Wang, Z.; and Ji, S. 2018. Large-scale learnable graph convolutional networks. In *Proceedings of the 24th ACM SIGKDD International Conference on Knowledge Discovery & Data Mining*, 1416–1424.
- Gilmer, J.; Schoenholz, S. S.; Riley, P. F.; Vinyals, O.; and Dahl, G. E. 2017. Neural message passing for quantum chemistry. In *International conference on machine learning*, 1263–1272. PMLR.
- Hamilton, W. L.; Ying, R.; and Leskovec, J. 2017. Inductive representation learning on large graphs. In *Proceedings of the 31st International Conference on Neural Information Processing Systems*, 1025–1035.
- Hochreiter, S.; and Schmidhuber, J. 1997. Long short-term memory. *Neural computation*, 9(8): 1735–1780.
- Jiang, M.; Liu, G.; Su, Y.; and Wu, X. 2021. GCN-SL: Graph Convolutional Networks with Structure Learning for Graphs under Heterophily. *arXiv:2105.13795*.
- Kim, D.; and Oh, A. 2020. How to find your friendly neighborhood: Graph attention design with self-supervision. In *International Conference on Learning Representations*.
- Kipf, T. N.; and Welling, M. 2016. Semi-supervised classification with graph convolutional networks. *arXiv preprint arXiv:1609.02907*.
- Klicpera, J.; Weißenberger, S.; and Günnemann, S. 2019. Diffusion improves graph learning. *Advances in Neural Information Processing Systems*, 32: 13354–13366.
- Li, Q.; Han, Z.; and Wu, X.-M. 2018. Deeper insights into graph convolutional networks for semi-supervised learning. In *Thirty-Second AAAI conference on artificial intelligence*.
- Liu, M.; Wang, Z.; and Ji, S. 2020. Non-local graph neural networks. *arXiv preprint arXiv:2005.14612*.
- Newman, M. E. 2002. Assortative mixing in networks. *Physical review letters*, 89(20): 208701.
- Paszke, A.; Gross, S.; Massa, F.; Lerer, A.; Bradbury, J.; Chanan, G.; Killeen, T.; Lin, Z.; Gimelshein, N.; Antiga, L.; et al. 2019. Pytorch: An imperative style, high-performance deep learning library. *Advances in neural information processing systems*, 32: 8026–8037.
- Pei, H.; Wei, B.; Chang, K. C.-C.; Lei, Y.; and Yang, B. 2020. Geom-gcn: Geometric graph convolutional networks. *arXiv preprint arXiv:2002.05287*.
- Ribeiro, L. F.; Saverese, P. H.; and Figueiredo, D. R. 2017. struc2vec: Learning node representations from structural identity. In *Proceedings of the 23rd ACM SIGKDD international conference on knowledge discovery and data mining*, 385–394.
- Rozemberczki, B.; Allen, C.; and Sarkar, R. 2021. Multi-scale attributed node embedding. *Journal of Complex Networks*, 9(2): cnab014.
- Scarselli, F.; Gori, M.; Tsoi, A. C.; Hagenbuchner, M.; and Monfardini, G. 2008. The graph neural network model. *IEEE transactions on neural networks*, 20(1): 61–80.
- Tang, J.; Sun, J.; Wang, C.; and Yang, Z. 2009. Social influence analysis in large-scale networks. In *Proceedings of the 15th ACM SIGKDD international conference on Knowledge discovery and data mining*, 807–816.
- Vaswani, A.; Shazeer, N.; Parmar, N.; Uszkoreit, J.; Jones, L.; Gomez, A. N.; Kaiser, Ł.; and Polosukhin, I. 2017. Attention is all you need. In *Advances in neural information processing systems*, 5998–6008.
- Veličković, P.; Cucurull, G.; Casanova, A.; Romero, A.; Lio, P.; and Bengio, Y. 2017. Graph attention networks. *arXiv preprint arXiv:1710.10903*.
- Vinyals, O.; Fortunato, M.; and Jaitly, N. 2015. Pointer networks. *arXiv preprint arXiv:1506.03134*.
- Xu, K.; Hu, W.; Leskovec, J.; and Jegelka, S. 2018. How powerful are graph neural networks? *arXiv preprint arXiv:1810.00826*.
- Ying, R.; He, R.; Chen, K.; Eksombatchai, P.; Hamilton, W. L.; and Leskovec, J. 2018. Graph convolutional neural networks for web-scale recommender systems. In *Proceedings of the 24th ACM SIGKDD International Conference on Knowledge Discovery & Data Mining*, 974–983.
- Yuan, H.; and Ji, S. 2021. Node2Seq: Towards Trainable Convolutions in Graph Neural Networks. *arXiv preprint arXiv:2101.01849*.
- Zhu, J.; Yan, Y.; Zhao, L.; Heimann, M.; Akoglu, L.; and Koutra, D. 2020. Beyond homophily in graph neural networks: Current limitations and effective designs. *arXiv preprint arXiv:2006.11468*.