

Belief propagation for permutations, rankings, and partial orders

George T. Cantwell and Cristopher Moore

Santa Fe Institute, 1399 Hyde Park Road, Santa Fe, New Mexico 87501, USA

Many datasets give partial information about an ordering or ranking by indicating which team won a game, which item a user prefers, or who infected whom. We define a continuous spin system whose Gibbs distribution is the posterior distribution on permutations, given a probabilistic model of these interactions. Using the cavity method we derive a belief propagation algorithm that computes the marginal distribution of each node’s position. In addition, the Bethe free energy lets us approximate the number of linear extensions of a partial order and perform model selection.

Ranking or ordering objects is a natural problem in many contexts. Mathematically, this task corresponds to finding “good” permutations of a finite set, or more generally, sampling from a distribution of good permutations. This can be surprisingly difficult.

For example, suppose we observe a set of pairwise interactions, such as competitions, preferences, or conflicts, each of which is evidence that one object is ranked above another, and our goal is to rank them from strongest to weakest. Similarly, we might want to reconstruct the order in which nodes joined a growing network [1, 2], for instance in an epidemic where contact tracing suggests links where one individual infected another. In cases like these, finding a permutation which minimizes the number of violations where the ordering goes the “wrong” way is NP-hard [3]. Even when there exist permutations that are consistent with all observed interactions, counting the number of such permutations, or computing average positions, is believed to take exponential time [4, 5].

Pairwise comparisons can be represented as a directed graph G whose edges (i, j) indicate that $i \prec j$, i.e., i is ranked before j . We assume a generative model: given a ground-truth permutation π , we observe G with probability $P(G|\pi)$ [6]. If all permutations are equally likely a priori, and if we observe each $i \prec j$ independently with probability $f(\pi_i, \pi_j)$, the posterior has the form

$$P(\pi|G) = \frac{\prod_{(i,j) \in G} f(\pi_i, \pi_j)}{\sum_{\pi'} \prod_{(i,j) \in G} f(\pi'_i, \pi'_j)}. \quad (1)$$

The framework of Eq. (1) may seem restrictive but we will see that it covers several interesting problems. Specifically, we consider (1) counting linear extensions of partial orders; (2) inferring the order in which a network grew; (3) finding minimum feedback arc sets; (4) parameter estimation and model selection for rankings.

To advance an analogy with statistical physics, we interpret Eq. (1) as a Gibbs distribution $P(\pi|G) = e^{-\beta H(\pi)}/Z$ at temperature β^{-1} with Hamiltonian $H(\pi) = \sum_{(i,j) \in G} h(\pi_i, \pi_j)$. Of particular interest is the step function Hamiltonian

$$h(\pi_i, \pi_j) = \Theta(\pi_i - \pi_j) = \begin{cases} 1 & \pi_i \geq \pi_j \\ 0 & \pi_i < \pi_j. \end{cases} \quad (2)$$

In this case, the energy $H(\pi)$ is the number of violations, i.e., the number of edges in G that are oriented contrary to the ordering of the nodes in permutation π [7, 8].

We begin our investigation of the Hamiltonian (2) at zero temperature. If the system is not frustrated, i.e. if there is a π for which $H(\pi) = 0$, then we can view each directed edge $(i, j) \in G$ as a hard constraint that demands $\pi_i < \pi_j$. This implies that G is acyclic and defines a partial order: that is, a structure where we are given that $i \prec j$ for some pairs i, j . Partial orders are transitive: $i \prec j$ and $j \prec k$ implies $i \prec k$. However, there may be pairs i, j where neither $i \prec j$ nor $j \prec i$ is necessarily true, leaving their relative order ambiguous. In contrast, a *total* or *linear* order is a permutation—every object has an unambiguous rank, and all pairs of items are comparable. A *linear extension* of a partial order is a total order that satisfies all the constraints of the partial order. There are often many such orders.

Counting the linear extensions of a given partial order is a well-known problem in computer science. Counting them exactly is #P-complete in the worst case [5], making it as hard as computing spin glass partition functions or matrix permanents, and almost certainly requiring exponential time. There are polynomial-time Monte Carlo algorithms [9–11] but these are fairly slow in practice [12]. Here we provide a fast approximate algorithm based on belief propagation in a related spin system.

Rather than treat each π_i as an integer from 1 to n , we use a continuous spin system where x_i is a real number in the unit interval. A state is a point in the n -dimensional unit hypercube, $\mathbf{x} \in [0, 1]^n$, which corresponds to the permutation given by the sorted order of its components. The set of linear extensions of a given partial order is then a convex polytope whose facets correspond to its constraints. Figure 1 shows the polytope corresponding to the partial order $3 \prec 1, 3 \prec 2$, which has facets $x_3 < x_1$ and $x_3 < x_2$. It has two linear extensions, $3 \prec 1 \prec 2$ and $3 \prec 2 \prec 1$. Each of these permutations corresponds to a simplex with volume $1/n!$, so the polytope has total volume $2/3! = 1/3$.

The partition function of this spin system at zero temperature is the volume of this polytope and thus counts

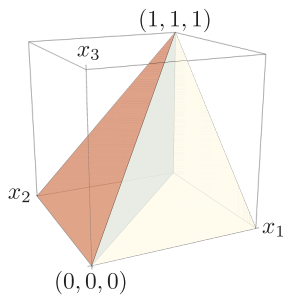


FIG. 1. The convex polytope corresponding to the partial order $3 \prec 1, 3 \prec 2$, i.e., the subset of the unit cube where $x_3 < x_1$ and $x_3 < x_2$. It contains two simplices corresponding to the linear extensions $3 \prec 1 \prec 2$ and $3 \prec 2 \prec 1$, and has total volume $2/3! = 1/3$.

linear extensions:

$$Z = \lim_{\beta \rightarrow \infty} \int_{[0,1]^n} \prod_{(i,j) \in G} e^{-\beta \Theta(x_i - x_j)} d\mathbf{x} \quad (3)$$

$$= \frac{\text{number of linear extensions}}{n!},$$

and because every linear extension is equally likely, the entropy is simply $S = \ln Z$. Since counting linear extensions is #P-complete, so is computing Z or S exactly. We will use the cavity method to approximate them.

We start by pretending that the graph of comparisons is a tree—that it has no cycles even when the directions of the edges are erased. The distribution of the spins can then be factorized as

$$P(\mathbf{x}|G) = \frac{\prod_{(i,j) \in G} \mu_{ij}(x_i, x_j)}{\prod_i \mu_i(x_i)^{d_i-1}}. \quad (4)$$

Here $\mu_i(x_i)$ is the marginal probability density for the spin at node i , $\mu_{ij}(x_i, x_j)$ is the joint marginal for the spins at nodes i and j , and d_i is the degree of node i , i.e., the number of objects to which it is compared. The entropy $S = -\langle \ln P \rangle$ is then given by the *Bethe entropy*

$$S_{\text{Bethe}} = \sum_{(i,j) \in G} S_{ij} - \sum_i (d_i - 1) S_i, \quad (5)$$

where $S_i = -\langle \ln \mu_i \rangle$ and $S_{ij} = -\langle \ln \mu_{ij} \rangle$ are the entropies of the one- and two-point marginals respectively.

These marginal distributions can be computed using belief propagation [13, 14]. For each neighboring pair (i, j) , we ask what j 's marginal would be if i were absent. We denote this cavity marginal $\mu_{j \rightarrow i}(x)$, and think of it as a “message” or “belief” that j sends to i . It in turn depends on the messages that j receives from its neighbors k other than i . Note that if i and j are compared, messages go in both directions along the edge (i, j) .

For linear extensions, $\mu_{j \rightarrow i}(x_j)$ is proportional to the probability that $x_k < x_j$ (resp. $x_k > x_j$) for all $k \neq i$

such that $k \prec j$ (resp. $k \succ j$). Using the cumulative distribution functions

$$M_{j \rightarrow i}(x_j) = \int_0^{x_j} \mu_{j \rightarrow i}(y) dy, \quad (6)$$

we can write this as

$$\mu_{j \rightarrow i}(x_j) \propto \prod_{\substack{k \prec j \\ k \neq i}} M_{k \rightarrow j}(x_j) \times \prod_{\substack{k \succ j \\ k \neq i}} (1 - M_{k \rightarrow j}(x_j)), \quad (7)$$

where we normalize so that $\int_0^1 \mu_{j \rightarrow i}(x_j) dx_j = 1$. The one-point marginals are computed similarly, but using all of j 's neighbors,

$$\mu_j(x_j) \propto \prod_{k \prec j} M_{k \rightarrow j}(x_j) \times \prod_{k \succ j} (1 - M_{k \rightarrow j}(x_j)), \quad (8)$$

and the two-point marginal for an edge $i \prec j$ is

$$\mu_{ij}(x_i, x_j) \propto \mu_{j \rightarrow i}(x_j) \mu_{i \rightarrow j}(x_i) \Theta(x_j - x_i). \quad (9)$$

This suggests an algorithm for counting linear extensions: solve the belief propagation equations (7) by iterating until we reach a fixed point, and compute the entropy $S = \ln Z$ in Eq. (5). If the graph of comparisons has loops, this algorithm is not exact, but yields the Bethe entropy which is often an excellent asymptotic approximation to the true entropy. In particular, so long as the graph is locally treelike (with few short loops) we expect the resulting estimate of Z to be correct up to subexponential terms.

Writing the system of equations in Eq. (7) is one thing but solving it another, since it consists of a large system of nonlinear differential equations. Some further insights, however, reduce the complexity considerably. First, note that for any partial order the true marginal distribution $\mu_i(x)$ is a polynomial of degree at most $n - 1$. To see this, recall that the unit hypercube can be divided into $n!$ simplices, each of which corresponds to one permutation. If i 's position in this permutation is t , then $t - 1$ of the other spins x_j must be less than x_i , and the other $n - t$ spins must be greater. The probability density for x_i is thus proportional to $x^{t-1}(1-x)^{n-t}$, a so-called Bernstein polynomial. Summing over all allowed permutations, $\mu_i(x)$ is a linear combination of such polynomials. Similarly, the messages $\mu_{j \rightarrow i}(x)$ are polynomials of degree at most $n - 2$.

This would allow us to solve Eq. (7) by finding at most $n - 1$ polynomial coefficients for the right-hand side. However, this would require $O(n)$ computation for each edge. Happily, in practice this is unnecessary: we approximate the messages as polynomials of lower degree using Chebyshev polynomials [15], $T_k(x)$, up to some maximum degree d , writing $\mu_{j \rightarrow i}(x) \approx \sum_{k=0}^d c_{j \rightarrow i}^k T_k(x)$. We initialize the messages to uniform distributions, $\mathbf{c}_{j \rightarrow i} = (1, 0, \dots, 0)$. We then iteratively update $\mathbf{c}_{j \rightarrow i}$ and $\mathbf{c}_{i \rightarrow j}$

for all edges (i, j) using Eq. (7). The Chebyshev polynomial of degree k on $[0, 1]$ can be written $T_k(x) = \cos k\theta$ where $x = (1 + \cos \theta)/2$. We can thus compute the update using the Fast Fourier Transform. On sparse graphs (with bounded second moment of the degree distribution), and at fixed d , the computation time for an entire sweep is linear in the number of edges, and we typically converge to a fixed point in $O(\log n)$ sweeps. In practice we obtain excellent results even when the degree d is considerably smaller than n (e.g. see Fig. 2).

As an initial test of our methods, suppose G is a directed version of an Erdős-Rényi graph $G_{n,p}$ where each pair of nodes is compared with probability p . To create a valid partial order, we label the nodes $1, \dots, n$ with a ground-truth permutation π , and orient the edges to agree with π . This model of a random partial order was studied in [16]. For sparse graphs with average degree λ , i.e., in the limit $n \rightarrow \infty$ and $p = \lambda/n$, by applying results in Ref. [16] we derive the annealed entropy per site

$$s_{\text{ann}} = \lim_{n \rightarrow \infty} \frac{\ln \langle Z_n \rangle}{n} = 1 - \ln \lambda + \int_0^1 \ln(1 - e^{-\lambda x}) dx, \quad (10)$$

so the expected number of linear extensions is $\langle n! Z_n \rangle = n! e^{n s_{\text{ann}}}$ up to subexponential terms. We conjecture that the quenched entropy is given by the Bethe entropy, i.e., that $\lim_{n \rightarrow \infty} \frac{1}{n} \langle \ln Z_n \rangle = \lim_{n \rightarrow \infty} \frac{1}{n} S_{\text{Bethe}} = s_{\text{Bethe}}$, and that the logarithm of the number of linear extensions is concentrated about this quantity.

To test this conjecture, we use population dynamics [14] to derive a fixed-point distribution of messages on sparse infinite graphs, yielding s_{Bethe} . We also run the belief propagation algorithm on finite random graphs, giving estimates of Z for many independent realizations which we use to compute both s_{Bethe} and s_{ann} . As shown in Fig. 2, our results for s_{ann} reproduce the analytic result Eq. (10), and our results for s_{Bethe} from belief propagation on finite graphs agree closely with the prediction from population dynamics. These results were obtained using Chebyshev polynomials of degree just 31, much smaller than the network size $n = 10^4$.

Although counting linear extensions of a partial order is an established problem computer science, it is less familiar in physics. It is not so far removed, however, from inference in growing network models [1, 2] such as preferential attachment [17, 18], which are among the most widely studied models in the physics of complex networks. If G_t is the network at time t , these models specify a transition probability $P(G_{t+1}|G_t)$ along with an initial condition G_0 . Since we often only observe a snapshot of the network, or its final state, an interesting problem is to reconstruct the history of the network, i.e., the order in which its nodes were added. For trees, one can calculate the full distribution of possible “histories” by which an observed graph could have grown [19]. Our methods here provide an approximate solution for general graphs.

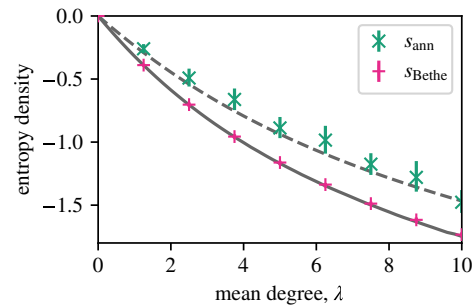


FIG. 2. Values of s_{ann} and s_{Bethe} in random graphs of average degree λ . The dashed line is the analytic result Eq. (10) for s_{ann} . The solid line is our value for s_{Bethe} given by population dynamics. Points show the same quantities estimated by belief propagation on random finite networks of size $n = 10^4$. Messages were approximated using Chebyshev polynomials up to degree 31.

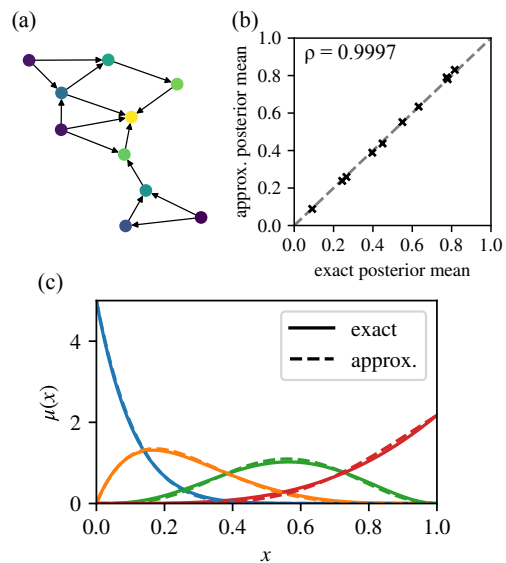


FIG. 3. A randomly grown network. In (a), node color denotes the mean arrival time in all orderings consistent with the graph, calculated exactly by averaging over all $10!$ possible orders. In (b), we compare with the mean arrival times calculated from Eq. (8). Even though this graph has short cycles, our cavity approximation is essentially exact. In (c) we show the one-node marginals for 4 different nodes, showing that our method Eq. (8) is very close to the marginals obtained through exhaustive enumeration.

If the network’s edges are directed, pointing from each new node to the node it attached to, they constitute a partial order with which the network’s history must be consistent. We can then use Eq. (8) to compute the posterior distribution of each node’s arrival time. We show an example in Fig. 3. This graph is sufficiently small ($n = 10$) that we can compare our method with an exhaustive enumeration of all $n!$ possible orderings; enumeration is limited to extremely small networks, while our method scales to hundreds of thousands of nodes on

a desktop computer. As shown in panels (b) and (c), the marginals we obtain are very accurate despite the presence of short loops: not just the mean arrival times, but their posterior distributions.

Next we turn to the frustrated case, where G contains directed cycles such as $1 \prec 2 \prec 3 \prec 1$. In this case, no permutation satisfies all the constraints and the data is inconsistent with $\beta = \infty$. At finite β , Eq. (7) becomes

$$\mu_{j \rightarrow i}(x) \propto \prod_{k \neq i} \int_0^1 \frac{\mu_{k \rightarrow j}(y) e^{-\beta g_{jk} \Theta(x-y)}}{e^{-\beta \Theta(x-y)} + e^{-\beta \Theta(y-x)}} dy \quad (11)$$

$$= \prod_{k \neq i} \int_0^1 \frac{\mu_{k \rightarrow j}(y) e^{-\beta g_{jk} \Theta(x-y)}}{1 + e^{-\beta}} dy \quad (12)$$

where $g_{jk} = 1$ if $k \prec j$ and -1 if $k \succ j$. The marginals are again polynomials of degree at most $n - 1$ since the density is a function only of \mathbf{x} 's permutation; we calculate these integrals as before using Chebyshev polynomials.

The ground states of the Hamiltonian (2) are permutations that minimize the number of violated constraints. These are known as minimum violation rankings [7, 8]. Like counting linear extensions of a partial order, finding these rankings is computationally hard. It is equivalent to the classic NP-complete ‘‘minimum feedback arc set’’ problem of making a directed graph acyclic by removing as few edges as possible [3]. Intuitively, this is because the landscape of rankings can be glassy, with multiple widely separated peaks. For instance, given the comparisons $1 \prec 2 \prec \dots \prec n$, along with $n \prec 1$ and $1 \prec (n - 1)$, then there are two minimum violation orderings, one where n is first and another where it is last.

One strategy to find the frustrated ground states is to perform belief propagation at low temperature, where they dominate the Gibbs distribution. If we wish to find a single ground state regardless of its probability, we can use greedy decimation, removing the edge (i, j) most likely to be violated according to μ_{ij} and iterating. Belief propagation for this problem was previously studied, using a discrete model, in Ref. [20]. We ran both our procedures on 40 random directed graphs with $n = 1000$ and mean degree $\lambda = 8$ at $e^{-\beta} = 2^{-10}$, and compared with nine other scalable methods from computer science [21, 22]. Both belief propagation algorithms obtained the smallest number of violations; ours is somewhat faster, perhaps because we use a continuous model and low-degree polynomials.

We turn next to parameter estimation. If we do not know how noisy comparisons are then we should use the data to estimate β . The total probability that a model will generate G , averaged over all permutations π , is

$$\begin{aligned} P(G) &= \frac{1}{n!} \sum_{\pi} \prod_{(i,j) \in G} f(\pi_i, \pi_j) \\ &= \int_{[0,1]^n} \prod_{(i,j) \in G} \frac{e^{-\beta \Theta(x_i - x_j)}}{1 + e^{-\beta}} = Z(\beta) \end{aligned} \quad (13)$$

Using the thermodynamic relation $Z = e^{S-U}$ we approximate $Z(\beta)$ from the Bethe entropy and the energy, where the cavity approximation for the energy is

$$U = - \sum_{(i,j) \in G} \int_0^1 \int_0^1 \mu_{ij}(x, y) \ln f(x, y) dx dy. \quad (14)$$

If we have no prior information about β , we can determine its most-likely value by maximizing $Z(\beta)$.

Finally, we discuss model selection. How can we choose between two different model classes, i.e., two different Hamiltonians? We might want to choose between the step-function model, where the probability that $i \prec j$ or $i \succ j$ depends only on the relative order of these two items, and a model where these probabilities depend on how far apart they are, for example the Bradley-Terry-Luce (BTL) model [23] (which actually dates back to Zermelo [24]), or the SpringRank [25]. Let us consider BTL—a popular model of user preferences, also used in the Elo model of chess rankings—where the probability a user prefers i to j or that i will beat j in a chess game is a logistic function

$$f(x_i, x_j) = \frac{e^{\beta(x_i - x_j)}}{e^{\beta(x_i - x_j)} + e^{\beta(x_j - x_i)}} = \frac{r_i}{r_i + r_j} \quad (15)$$

where $r_i = e^{2\beta x_i}$. In general the continuous ranks in this model are allowed to range over the real line. We can scale them to the unit interval, and thus use our Chebyshev approximation, by varying β . This corresponds to assuming a uniform prior of width β on the x_i . To analyze the model we simply replace $\Theta(x - y)$ with $x - y$ in the belief propagation equations, Eq. (11). We can use the orthogonality of the Chebyshev polynomials to efficiently compute the integral as a matrix product.

Given the observed comparisons, which of these two models should we prefer? Both the models have one free parameter, and so a simple approach is to prefer the model with the largest maximum likelihood.

Using our methods, we computed the maximum likelihood values for ATP tennis tournament matches for the ten years 2010–2019 [26]. We found, interestingly, that the BTL model is only preferred over the step function model in one of the ten years (2010). In the other years, the data is better explained by the step function model—where the probability that a weaker player beats a stronger one is fixed, rather than depending on the difference in their ranks.

To summarize, we have shown how natural problems in ranking and ordering can be treated as continuous spin systems, including counting linear extensions of a partial order, inferring the order in which nodes joined a growing network, and finding minimum-violation rankings. We discussed both models where probabilities depend only on the ordering, and those such as the Bradley-Terry-Luce model where they depend on differences in rank.

We derived an a belief propagation algorithm using low-degree polynomials to compute marginals and entropies, and found that it is accurate on both sparse random graphs and some graphs with short loops. By using the Bethe free energy as an estimate of the log-likelihood, it can also perform parameter estimation and model comparison, and can be readily applied to real-world data.

Acknowledgments. This work was supported by NSF grant BIGDATA-1838251. We thank Jiaming Xu and Jean-Gabriel Young for helpful conversations. Code implementing our methods is available at <https://github.com/gcant/pairwise-comparison-BP>.

-
- [1] J.-G. Young, G. St-Onge, E. Laurence, C. Murphy, L. Hébert-Dufresne, and P. Desrosiers, Phase transition in the recoverability of network history. *Physical Review X* **9**(4), 041056 (2019), URL <https://link.aps.org/doi/10.1103/PhysRevX.9.041056>.
 - [2] S. Navlakha and C. Kingsford, Network archaeology: Uncovering ancient networks from present-day interactions. *PLoS Computational Biology* **7**(4), 1–16 (2011), URL <https://doi.org/10.1371/journal.pcbi.1001119>.
 - [3] R. M. Karp, Reducibility among combinatorial problems. In R. E. Miller, J. W. Thatcher, and J. D. Bohlinger (eds.), *Complexity of Computer Computations*, pp. 85–103, Springer US, Boston, MA (1972), URL http://link.springer.com/10.1007/978-1-4684-2001-2_9.
 - [4] G. Brightwell and P. Winkler, Counting linear extensions is #P-complete. In *Proceedings of the twenty-third annual ACM symposium on Theory of computing - STOC '91*, pp. 175–181, ACM Press (1991), URL <http://portal.acm.org/citation.cfm?doid=103418.103441>.
 - [5] G. Brightwell and P. Winkler, Counting linear extensions. *Order* **8**(3), 225–242 (1991), URL <http://link.springer.com/10.1007/BF00383444>.
 - [6] Our model does not attempt to explain which pairs interact, only the outcome of these interactions.
 - [7] W. A. Thompson and R. Remage, Rankings from paired comparisons. *The Annals of Mathematical Statistics* **35**(2), 739–747 (1964), URL <http://www.jstor.org/stable/2238526>.
 - [8] J. Park, Diagrammatic perturbation methods in networks and sports ranking combinatorics. *Journal of Statistical Mechanics: Theory and Experiment* **2010**(04), P04006 (2010), URL <https://iopscience.iop.org/article/10.1088/1742-5468/2010/04/P04006>.
 - [9] M. Dyer, A. Frieze, and R. Kannan, A random polynomial-time algorithm for approximating the volume of convex bodies. *Journal of the ACM* **38**(1), 1–17 (1991), URL <https://dl.acm.org/doi/10.1145/102782.102783>.
 - [10] A. Karzanov and L. Khachiyan, On the conductance of order Markov chains. *Order* **8**(1), 7–15 (1991), URL <http://link.springer.com/10.1007/BF00385809>.
 - [11] L. Lovász and M. Simonovits, Random walks in a convex body and an improved volume algorithm. *Random Structures and Algorithms* **4**(4), 359–412 (1993), URL <https://onlinelibrary.wiley.com/doi/10.1002/rsa.3240040402>.
 - [12] T. Talvitie, K. Kangas, T. Niinimäki, and M. Koivisto, Counting linear extensions in practice: MCMC versus exponential Monte Carlo. In *AAAI Conference on Artificial Intelligence* (2018), URL <https://aaai.org/ocs/index.php/AAAI/AAAI18/paper/view/16957>.
 - [13] J. Pearl, Reverend Bayes on inference engines: A distributed hierarchical approach. In *Proc. 2nd AAAI Conference on Artificial Intelligence*, pp. 133–136 (1982).
 - [14] M. Mézard and A. Montanari, *Information, physics, and computation*. Oxford graduate texts, Oxford University Press, Oxford (2009).
 - [15] L. N. Trefethen, *Approximation Theory and Approximation Practice, Extended Edition*. SIAM (2019).
 - [16] N. Alon, B. Bollobás, G. Brightwell, and S. Janson, Linear extensions of a random partial order. *The Annals of Applied Probability* **4**(1) (1994), URL <https://doi.org/10.1214/aoap/1177005202>.
 - [17] D. J. de Solla Price, Networks of scientific papers. *Science* **149**(3683), 510–515 (1965), URL <https://www.sciencemag.org/lookup/doi/10.1126/science.149.3683.510>.
 - [18] R. Albert and A.-L. Barabási, Statistical mechanics of complex networks. *Reviews of Modern Physics* **74**(1), 47–97 (2002), URL <https://link.aps.org/doi/10.1103/RevModPhys.74.47>.
 - [19] G. T. Cantwell, G. St-Onge, and J.-G. Young, Inference, model selection, and the combinatorics of growing trees. *Physical Review Letters* **126**(3), 038301 (2021), URL <https://link.aps.org/doi/10.1103/PhysRevLett.126.038301>.
 - [20] J.-H. Zhao and H.-J. Zhou, Feedback arcs and node hierarchy in directed networks. *Chinese Physics B* **26**(7), 078901 (2017), URL <https://doi.org/10.1088/1674-1056/26/7/078901>.
 - [21] P. Festa, P. M. Pardalos, and M. G. C. Resende, Algorithm 815: FORTRAN subroutines for computing approximate solutions of feedback set problems using GRASP. *ACM Transactions on Mathematical Software* **27**(4), 456–464 (2001), URL <https://dl.acm.org/doi/10.1145/504210.504214>.
 - [22] M. Simpson, V. Srinivasan, and A. Thomo, Efficient computation of feedback arc set at web-scale. *Proceedings of the VLDB Endowment* **10**(3), 133–144 (2016), URL <https://dl.acm.org/doi/10.14778/3021924.3021930>.
 - [23] R. A. Bradley and M. E. Terry, Rank analysis of incomplete block designs: I. The method of paired comparisons. *Biometrika* **39**(3/4), 324 (1952), URL <https://www.jstor.org/stable/2334029?origin=crossref>.
 - [24] E. Zermelo, Die Berechnung der Turnier-Ergebnisse als ein Maximumproblem der Wahrscheinlichkeitsrechnung. *Mathematische Zeitschrift* **29**(1), 436–460 (1929), URL <http://link.springer.com/10.1007/BF01180541>.
 - [25] C. De Bacco, D. B. Larremore, and C. Moore, A physical model for efficient ranking in networks. *Science Advances* **4**(7), eaar8260 (2018), URL <https://advances.sciencemag.org/lookup/doi/10.1126/sciadv.aar8260>.
 - [26] Jeff Sackmann, ATP Tennis Rankings, Results, and Stats. URL https://github.com/JeffSackmann/tennis_atp.