

MATE: Multi-Attribute Table Extraction

Mahdi Esmailoghli

Leibniz Universität Hannover & L3S
Research Center
Hannover, Germany
esmailoghli@dbis.uni-hannover.de

Jorge-Arnulfo Quiané-Ruiz

TU Berlin
Berlin, Germany
jorge.quiane@tu-berlin.de

Ziawasch Abedjan

Leibniz Universität Hannover & L3S
Research Center
Hannover, Germany
abedjan@dbis.uni-hannover.de

ABSTRACT

A core operation in data discovery is to find joinable tables for a given table. Real-world tables include both unary and n-ary join keys. However, existing table discovery systems are optimized for unary joins. These systems are ineffective and slow in the existence of n-ary keys due to a large number of false positives. In this paper, we introduce MATE, a table discovery system that leverages a novel hash-based index that enables n-ary join discovery through a space-efficient super key. We design a filtering layer that uses a novel hash, XASH. This hash function encodes the syntactic features of all column values and aggregates them into a super key, which allows the system to efficiently prune tables with non-joinable rows. Our join discovery system is able to prune up to 1000x more false positives and leads to over 20x faster table discovery in comparison to state-of-the-art.

PVLDB Reference Format:

Mahdi Esmailoghli, Jorge-Arnulfo Quiané-Ruiz, and Ziawasch Abedjan. MATE: Multi-Attribute Table Extraction. PVLDB, 14(1): XXX-XXX, 2020. doi:XX.XX/XXX.XX

PVLDB Artifact Availability:

The source code, data, and/or other artifacts have been made available at <https://github.com/LUH-DBS/MATE>.

1 INTRODUCTION

There is an increasing interest in enriching existing datasets with additional relevant datasets from large data silos and data lakes. In this context, efficient data discovery systems [13] and the exploration of openly available data corpora [3, 21] are important for many use cases, such as feature extraction [6, 12, 23, 32], data cleaning [37], transformation discovery [1, 26], and data ecosystems [34].

The most basic requirement of a relevant relational table for a particular task is that it is joinable with a given dataset [5, 9, 11–14, 22, 32, 35, 37, 40, 41]. However, existing works on indexing and retrieving joinable tables from large corpora are limited to unary joins, i.e., where a single column is the join key. This limitation restricts the application and the efficiency of discovery systems for prevalent datasets with composite join keys (i.e., join keys are composed of several columns) [15]. For example, the TPC-E benchmark database¹ contains 225 composite keys out of 262 possible

keys. Using current discovery systems, users have to either repeat the discovery process per key column or check the retrieved joinable tables to remove the false positive (FP) tables and rows. This is a daunting task as users have to remove a large number of FP tables: According to our benchmark, users might encounter over 1000 times more irrelevant table rows.

We illustrate the aforementioned limitation with an example. Assume that a data scientist is asked to explain the root of the pollution in different cities in Europe. According to a European sensor system², pollution sensors (SDS011) are scattered all over Europe to monitor the pollution rate in real time [20]. As the sensor data is limited to the three columns (timestamp, location, and pollution ratio), the data scientist has to discover tables on weather, public events, and road traffics to make sense of the sensor data. All of these tables have to be joined based on the timestamp and location columns of the sensor dataset. Using existing data discovery systems, one would first find all tables that join with the timestamp and then filter those that have the correct location or vice versa. In either case, there would be an overhead for removing irrelevant tables. For example, searching for joinable tables in the Dresden Web Table Corpus³ based on the location and timestamp leads to 700K and 4M candidate tables, respectively. However, only 1,552 of them contain the exact alignment of time and location that is useful to discover the pollution reasons. Using a state-of-the-art system, such as JOSIE [40], the runtime for verifying both columns for joins increases by an order of magnitude because discovering tables based on n-ary keys has a factorial time complexity in the number of attributes in each table. Besides, in contrast to the single column key scenario more candidate tables have to be scanned to identify the top-k joinable tables as it is not guaranteed that the joinability of each join column is equally high in each candidate table. Leveraging an inverted index to achieve the efficient discovery of joinable tables is crucial, but building a multi-attribute inverted index requires factorial storage space, which is infeasible.

We propose MATE, a data discovery system to efficiently find n-ary joinable tables from a large corpus with millions of tables for a given query table. To the best of our knowledge, this is the first piece of work addressing the general dataset discovery problem for n-ary key joins at a large scale. MATE employs a pruning technique to detect the most promising table rows and apriori filter irrelevant tables. It uses a new inverted index element called *super key*, which is an order-independent and fixed-sized hash-value that merges all possible key values into a single index element. This super key allows the system to check the existence of any given key value in the same spirit as a bloom filter. To generate the super key, MATE uses XASH a simple, yet effective, *hASH* function for checking the

This work is licensed under the Creative Commons BY-NC-ND 4.0 International License. Visit <https://creativecommons.org/licenses/by-nc-nd/4.0/> to view a copy of this license. For any use beyond those covered by this license, obtain permission by emailing info@vldb.org. Copyright is held by the owner/author(s). Publication rights licensed to the VLDB Endowment.
Proceedings of the VLDB Endowment, Vol. 14, No. 1 ISSN 2150-8097.
doi:XX.XX/XXX.XX

¹<http://www.tpc.org/>

²<https://luftdaten.info/>

³<https://www.wdb.inf.tu-dresden.de/misc/dwtc/>

eXistence of arbitrary key values. It encodes all cell values based on distinctive properties to avoid collisions of similar join values. As a result, it significantly reduces the FP rate of joinable rows before searching for join attributes and exact matches within a row.

In summary, our major contributions are as follows:

- (1) We formulate the general problem of table discovery with n -ary key joins and take the first step in solving this problem with a filter-based approach.
- (2) We introduce XASH, which encodes the syntactic attributes of the key values to obtain hash results that optimally use a fixed bit space to avoid overlapping bits of similar join values. The hash function leads effectively filters non-joinable rows and fewer FP rates compared to the state-of-the-art hash functions and bloom filters. Our super key simulates a multi-attribute inverted index with a fixed size hash. We prove that our hash function does not cause any false negatives.
- (3) We introduce a two-tier filtering strategy that apriori prunes candidate tables that cannot be part of top- k and candidate rows that are not joinable on all key columns without evaluating the actual row values.

We conduct extensive experiments on two large corpora of open data datasets to evaluate our system. To this end, we leverage large collections of sample search tables varying in cardinality to measure the performance of our approach. According to the experiments, our hash-based super key index leads to up to almost 20 times faster discovery compared to the existing baseline. The hash function used in MATE is able to prune almost 500 times more irrelevant rows than other state-of-the-art hash functions.

2 PROBLEM STATEMENT

We focus on discovering joinable tables based on composite key joins. Generally speaking, the problem of table discovery is to find the top- k joinable tables for a given query table with a selected composite key [40]. To formally define this problem, we first formalize the joinability between two tables. We then define the problem of n -ary join discovery from large data lakes. We borrow the notations from the literature on inclusion dependencies [8, 27].

Joinability. Intuitively, the joinability between a candidate table (from a corpus) and a given query table represents the corresponding equi-join cardinality. That is, the more key values in a candidate table can be joined with the query table the higher their joinability. Thus, joinability is a measure for the completeness of the join and the relevance of a candidate table to a query table. Formally, assume that \mathcal{R} and \mathcal{S} are two relational schemata and attribute sets X and Y are two subsets of columns where, $X \subseteq \mathcal{R}$ and $Y \subseteq \mathcal{S}$. Without loss of generalization, we can pick any X and Y that consist of the same number of attributes: $|X| = |Y| = m$. In multi-attribute joins $m > 1$. If r is a set of tuples (rows) over \mathcal{R} , the projection of \mathcal{R} onto X is shown by $\pi_X(\mathcal{R})$, where $\pi_X(\mathcal{R}) = \{t[X] | t \in r\}$. Likewise, s is a set of rows over \mathcal{S} . We, thus, define the joinability score j between \mathcal{R} and \mathcal{S} on the selected column sets X and Y as:

$$j(\mathcal{R}, \mathcal{S}) = |\pi_X(\mathcal{R}) \cap \pi_Y(\mathcal{S})|. \quad (1)$$

Yet, calculating Equation 1 is not possible because the one-to-one mapping between the key columns in \mathcal{R} and \mathcal{S} is unknown. Any column permutation of size $|X|$ is a possible candidate. Thus, the joinability between a table with a given composite join key and a

Input table (d)				Candidate table (T_1)				
Row	Country (q1)	University (q2)	City	Row	Univ.	Location	Land	Capital
1	UK	Cambridge	Cambridge	1	TUM	Munich	Germany	Berlin
2	Japan	Tokyo	Tokyo	2	École	Palaiseau	France	Paris
3	USA	MIT	Cambridge	3	MIT	Cambridge	USA	D.C.
4	UK	Oxford	Oxford	4	Tokyo	Tokyo	Japan	Tokyo
5	Germany	Leibniz	Hanover	5	Toronto	Toronto	Canada	Ottawa
6	Sweden	KTH	Stockholm	6	KTH	Stockholm	Sweden	Stockholm
7	Canada	Toronto	Toronto	7	Cambridge	Cambridge	UK	London
				8	Warwick	Coventry	UK	London

Figure 1: Running example.

table without a defined join key is a factorial number of possible mappings in the number of join key columns. This is why we extend the joinability definition as follows:

$$j(\mathcal{R}, \mathcal{S}) = \arg \max_{Y'} |\pi_X(\mathcal{R}) \cap \pi_{Y'}(\mathcal{S})|. \quad (2)$$

Here, Y' is a permutation of size $|X|$ from \mathcal{S} where $j(\mathcal{R}, \mathcal{S})$ is maximum.

Running example. Consider a query table d and a candidate table T_1 as illustrated in Figure 1. Assume the user has selected *Country* and *University* as the query columns (columns with blue header). We aim at finding the two columns from table T_1 that result in the highest joinability (j) with the query columns from d . Note that the query columns in d have different j with different sets of columns in T_1 . If we map *Country* from d to *Land* from T_1 and map *University* from d to *Location* from T_1 , the one-to-one mapping would lead to a j of 3; If we map *Country* from d to *Land* from T_1 and map *University* from d to *Univ.* from T_1 , we would obtain $j = 6$, which is the maximum joinability score among all possible mappings.

The n -ary join discovery problem. Given a base table d with a relation D , a set of query columns (composite key) Q , where $Q \subset D$, a corpus of tables T , and a constant value k , the goal is to return the top- k tables from T sorted by their joinability j . Solving this problem is challenging for two main reasons:

- (1) Calculating the joinability between a given query table and a candidate table with a set of attribute T' requires the mapping between Q and T' that maximizes j . The number of possible mappings is calculated as:

$$P(|T'|, |Q|) = \frac{|T'|!}{(|T'| - |Q|)!|Q|!} \quad (3)$$

Here, $P(|T'|, |Q|)$ represents the number of possible permutations with size $|Q|$ out of $|T'|$ columns.

- (2) Ranking tables based on j and picking the top- k requires calculating the joinability on each candidate table in T .

To discover n -ary joinable tables, one has to (i) build a multi-attribute inverted index that maps different combinations of cell values to their locations in the tables, or (ii) use the inverted index for unary joins and tolerate a large number of FPs. Building a multi-attribute inverted index is not feasible with respect to the storage complexity. For each of the 145M tables inside the Dresden Webtable Corpus, one would need to create $\sum_{i=1}^c P(c, i)$ indexes per table. For $c = 5$, the size of the database would increase by more than one order of magnitude. We propose a filtering solution that extends the single-attribute inverted index to obtain both time and space efficiency.

3 PRELIMINARIES

Our approach for enabling multi-attribute joins extends the common inverted index structure.

Inverted index. The inverted index is a structure that maps the content, such as tokens or words, to their containing structures, i.e., tables, rows, and columns [1, 13]. In this work, we extend the index as proposed for the DataXformer system [1]:

$$v_i \mapsto PL_i = \{(T_{i1}, C_{i1}, R_{i1}), (T_{i2}, C_{i2}, R_{i2}), \dots\}. \quad (4)$$

where, v_i is a value and T_{ij} , C_{ij} , and R_{ij} are the identifiers of the corresponding tables, columns, and rows in the corpus, respectively. This list of triplets is called *Posting List* (PL). We also call every single triplet a PL item.

Discussion. Many state-of-the-art systems leverage the inverted index with small alternations [5, 35, 40]. Given a single-attribute join key, the current systems retrieve the PL items for each value in the key column and the number of returned PL items represents the joinability score for each table. To use the same benefits and optimizations for n-ary joins, we need to generate a multi-attribute inverted index that maps every possible combination of cell values to their location in the tables. For instance, in our running example, we would like to have a PL item that maps the key value of <“UK”, “Cambridge”> to the rows that contain both of these values at the same time.

One can use a straightforward algorithm that leverages the original inverted index to find the multi-attribute joinable tables. This algorithm obtains the PLs of one single query column first and then verifies whether the values of the remaining query columns appear in the same tables and rows.

As previously discussed, this approach leads to a large number of false positive rows that require a second verification step. A *false positive row* (FP row) is a row from a candidate table that only contains a subset of join attribute values. For instance, if the search goal is to find joinable tables based on a given 2-column key, candidate rows that are retrieved based on one attribute of the join key and thus only contain one value of the key value combination are considered as FPs and should be excluded from the joinability calculation. A *false positive table* (FP table) is a candidate table with FP rows that is not among the top-k joinable tables with regard to the number of rows that are joinable on the complete join key, i.e., the joinability score. From here on, we refer to FP rows as FPs unless we explicitly specify the type of FPs. The FP rate can be up to 1000 times higher than the actual number of joinable table rows, i.e., precision equals to 0.001. For each additional row, the discovery system has to compare each value to the composite key values of the input query.

Example 2. Going back to our running example in Figure 1, for the value “UK” in the 1st row of the query column q_1 , there are two hits in the 7th and 8th row in T_1 and column *Land*. These rows are shown in red highlight. To find the exact matches for the value “Cambridge” in the second query column (q_2), the system has to check every other value in rows 7 and 8 in Table T_1 . Here, MATE checks 6 value matches only for the first key value <“UK”, “Cambridge”>. Alternatively, one would have to send another independent query against the index to obtain all rows where “Cambridge” occurs. However,

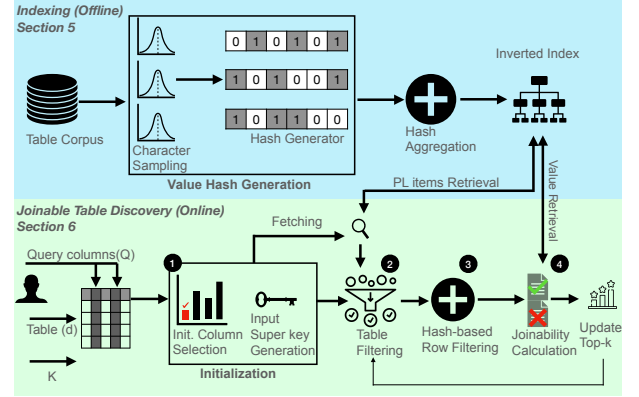


Figure 2: The overall workflow of MATE.

if an oracle could confirm or deny the existence of “Cambridge” with a single operation, the system would only need to check 3 values. This optimization would drastically improve the runtime for calculating the joinability score j for multi-attribute keys. To reduce this large number of irrelevant rows and ultimately increase the end-to-end efficiency of the joinable table discovery system, an effective filtering layer is required on top of the inverted index. An index element is required that conveys evidence of whether a particular row contains a given composite key or not. We call this additional element, *super key*. In the next section, we explain our system design and we show how MATE generates the *super key*.

4 SYSTEM OVERVIEW

Figure 2 depicts the abstract workflow of our proposed system, MATE. It consists of two main phases: the *offline* phase and the *online* phase. In the offline phase, MATE builds an inverted index structure for the tables in the corpus. In the online phase, i.e. discovery phase, MATE uses the inverted index to find the top-k joinable tables among all candidate tables for a given input table.

Indexing step (Offline). To efficiently discover tables that are joinable to a given table, we propose an extension to the state-of-the-art single-value inverted index to efficiently serve the multi-attribute applications. We introduce an additional index element, which is an aggregated hash value called *super key*. The *super key* is space-efficient and does not change the nature of the single-attribute inverted index while serving the purpose of multi-attribute join discovery. The super key is used to prune irrelevant tables and rows to reduce the post-processing overhead. It aggregates the values inside each table-row into a fixed-size entry.

It is worth noting that the super key element does not require any knowledge of the actual keys of a table and serves all possible key combinations inside a table. This way, for a given query dataset and composite key, the system can decide in a single operation if the row is a candidate joinable row or not. Furthermore, the filter does not result in any false negatives. To generate the super key entries, MATE leverages a novel hash function XASH that encodes each row value in a highly disseminative way and aggregates them to the super key. The hash function, as well as the super key, will be discussed in more detail in Section 5.

Discovery step (Online). In the actual data discovery scenario, the user provides a dataset with a composite key and a parameter k , expecting the system to find top- k tables with the highest number of equi-joinable rows to the given input dataset. MATE enables the efficient n -ary key joins by using the super key entry to prune as many irrelevant tables as possible before the joinability calculation. This process undergoes four phases: (i) initialization, (ii) table filtering, (iii) row filtering, and (iv) the joinability calculation.

In the initialization step, first, the system selects an initial query column from the composite key Q based on a simple cardinality-based heuristic. The goal of the initial query column is to reduce the number of fetched tables to the minimum by picking the column that leads to the smaller number of PL items from the corpus. That is why MATE selects a single column to fetch the initial set of candidate tables from the corpus. The column selection can be supervised and preempted by the user. Then, the system generates the super key entry for the join columns of the input dataset, i.e., generating a hash-code for each key value combination and aggregating them into a single hash. In the filtering step, MATE applies two levels of pruning for each table: table-level and row-level. With the table-level pruning, MATE decides whether the current table is a promising table to be one of the top- k tables. With the row-level pruning, MATE checks for non-joinable rows in the candidate table. It compares the super keys of the input dataset with those inside the candidate table to drop irrelevant rows from further joinability verification. Finally, MATE retrieves the exact values from the table corpus to compute the final joinability score j for the remaining tables and rows. After calculating the j , the set of top- k tables is updated and the next candidate table undergoes the pruning steps. We detail the online phase in Section 6.

5 INDEXING AND SUPER KEY GENERATION

We propose an index structure that retains the space efficiency of the single-attribute inverted index as introduced in Section 3.

5.1 Desiderata

As generating a multi-attribute inverted index requires an exponential number of index entries per table, it is important to extend the traditional single-attribute inverted index to be applicable for n -ary joins. Ideally, we need an additional index element per table row that exposes the existence of join attribute value combinations, i.e., composite key values. We, thus, add an additional element to the index structure named *super key*. This changes the inverted index defined in Equation 4 to $v_i \mapsto \{(T_{i1}, C_{i1}, R_{i1}, S_{i1}), (T_{i2}, C_{i2}, R_{i2}, S_{i2}), \dots\}$, where S_{ij} is a fixed-size bit array, i.e., *Super Key*.

As one cannot anticipate which attribute combinations are relevant for n -ary joins, we compress the information of all possible value combinations into a fixed-sized hash value. The idea is to have a super key, which aggregates hash values for each row value so that we can verify the existence of a composite key without checking all values of the row. MATE aggregates the hash results of individual values into a fixed-sized bit vector using the logical bit-wise OR operation. Thus, the super key masks the hash values of each single row value, which ensures that no relevant row is missed, when probing with the super key with the same hash function. Consider our previous example once again (Example 2), rows 7 and 8 are

candidate rows to be joined with the first key in the input dataset based on the first value “UK”. Now, to drop the 8th row from the candidate rows, the super key for this row should convey that only the values “Warwick”, “Coventry”, “UK”, and “London” exist in this row and the value “Cambridge” does not. Yet, the drawback of the aggregated hash value within a fixed hash table is that the super key might mask the hash values of non-existent values as well.

Therefore, the goal is to design a hash function where the aggregation of cell values from different columns results in different super keys. A general approach to this problem is to use a bloom filter. However, off-the-shelf bloom filters have three drawbacks. First, they use hash functions that follow a uniform distribution. Therefore, any arbitrary pair of cell values can result in overlapping bits in the final bit array, which increases the chance of FPs. Second, they typically require multiple hash functions, each verifies the membership of a key value. These extra comparisons lead to additional time overhead compared to single-hash approaches, e.g., a hash table. Third, they need apriori knowledge on the domain size of the hash function, i.e., the number of hashed values, to calculate the optimal number of hash functions. However, this number depends on the dimensionality of each table, i.e. the number of values in each row. The hash results would thus differ from table to table even for the same values, which would require re-hashing the input key values for each candidate table. One could approximate the number of hash functions and fixate it for all tables of the corpus but this would harm the effectiveness of a bloom filter.

Desired Hash Function. To overcome the aforementioned shortcomings of bloom filters, we need a hash function whose parameters are independent of the query table and the individual tables of the corpus. The *desired hash function* should encode values in a way that syntactically similar values in different columns and syntactically different values of the same column fall into different bit positions of the super key. As the hash space and ultimately the number of bits are limited, we can only hash a finite number of value features. So, it is desired that these features are the most differentiating properties of a row value.

5.2 XASH

We propose XASH, a hash function that encodes syntactic features into distinguishable hashes. As the super key is an OR-aggregation of these hash results, it may mask non-existent values and passing FPs. Thus, our goal is to disperse 1-bits in a way we decrease the likelihood of two different values from different columns turning the same set of bits to 1. XASH leverages three syntactic properties of the cell values to meet this goal: the *least frequent characters*, *character location*, and *value length* properties.

5.2.1 Least frequent characters. The super key should implicitly mask all the distinctive properties of all the values inside a row. It, thus, contains information on the rare characters. Doing so, we reduce the number of required 1-bits for encoding.

5.2.2 Character location. We leverage the relative location of rare characters. Consider the following two actor names with the same rare characters “Adam Sandler” and “Nick Adams”. Both names contain the least frequent character “m”. One can distinguish the

two names based on the relative position of “m”: The first name has “m” at the beginning while the second name has it at the end.

5.2.3 Value length. Despite the least common characters are good differentiators, row values of different columns that share characters might still overlap. Consider we are joining based on soccer matches, where the host team and the guest team are explicitly specified. A super key that only encodes rare characters and even the position of the team names might still confuse games, where the same team combination appears in inverse roles. One might think of encoding the column information, i.e., home vs. guest, to address this problem. However, as the query table is arbitrary, it might not share the same column information preventing us to reproduce the hash. To tackle this problem, we fall back on the length of each value, which we use in two different ways: (i) we explicitly record the occurrence of each value length for fast pruning of obvious misses; and (ii) we use the length as implicit information to rotate the bits of a similar set of least frequent characters that appear in different columns.

5.3 Feature Generation and Encoding

We now turn our attention to how we extract the aforementioned features to apply XASH on a row value. We first discuss the number of bits to generate the hash and its relationship to the table corpus. Then, we explain our segmentation process that allocates different parts of the hash table for different features of a value. Then, we elaborate on the process of mapping the character features to hash bits. Finally, we explain how to use the hash space to relocate the generated bits per cell value to prevent partial matches.

5.3.1 Required number of bits. The super key encodes each value into a fixed-size bit array a . On the one hand, as we want the hash values of different individual strings to differ, we want to use all possible bits to encode as many values as possible, i.e., $2^{|a|}$, to reduce the number of collisions. On the other hand, the super key should contain as few ‘1s’ as possible to avoid masking FPs. As a result, underpinning XASH results should be constructed in a way that there is an upper bound of 1 bits for each hash. With this goal in mind, Equation 5 calculates the optimum number of ‘1s’ that is required to generate unique hash values, where L_{unique} is the number of unique values in the corpus and L_a is the hash size.

$$\arg \min_i \binom{L_a}{i} > L_{\text{unique}}. \quad (5)$$

The binomial term calculates the number of possible bit combinations of size i over L_a bits. The minimum value for i corresponds to the number of ‘1’ bits needed per XASH result. For a 128-bit hash space and 700M unique values as existing in DWTC webtables, i is equal to 6. In fact, out of the i bits, one bit is always reserved to encode the value size and $i - 1$ bits for the actual value.

5.3.2 Encoding the characters. As we use $i - 1$ bits to encode each value, we want different values to use different bit segments of a . We pick the $i - 1$ least frequent characters as the differentiator.

Segmentation. We segment the hash space into smaller blocks, depending on the length of the hash array to encode the features of a cell value. This segmentation specifies how many bits each feature needs. Depending on the number of possible characters, XASH splits the hash array into as many smaller fixed-size segments, one for

each character. In our case, we consider all 37 alphanumeric characters including space, which results in 37 segments. We create an additional segment to encode the length of the string value. Thus, the size of each character segment c and the length segment depend on the given hash size. Sticking with 37 as the number of characters, we can calculate c as follows:

$$\arg \max_c (37 \cdot c < L_a) \quad (6)$$

L_a is the length of the hash array: we have $c = 3$ with a hash size of 128 bits. This segmentation dedicates the largest possible sub-array to encode character features, because the character features, including the position of the characters, are more discriminative than the length of the value. The rest of the hash array can be allocated to the length segment: $L = L_a - (37 \cdot c)$. For a hash size of 128 bits, the length segment would comprise of 17 bits ($128 - 37 \cdot 3$).

5.3.3 Encoding the character locations. Generally, one bit per character would be enough to encode its occurrence in a value, i.e., “0” for absence and “1” for the existence of the character. However, if more bits are available ($c > 1$), we can use them to encode the relative character position inside the original string to further distinguish the hash results of different values. For this purpose, we divide the string in c equal areas from left to right. We encode a character by checking in which area the character appears and then we set only the corresponding bit among the c character bits from left to right. More formally, if l_v is the length of the value, i.e., the number of characters in the value, and i is the location of the character we would like to encode, then, x , i.e., the bit index in the character segment that represents the relative location of the character is calculated as:

$$x = \left\lceil \frac{i \cdot c}{l_v} \right\rceil \quad (7)$$

We illustrate this with an example: For $c = 1$, we can only store the absence/existence of a character, therefore, the hash values would be equal for the two words “loop” and “pool”. This is because both values are comprised of the same characters thus, the same character segments would be set and the length is equal. However with $c = 3$, we assign 3 bits per character in the hash array and consider three consecutive areas of each string. Now, character hash segments will look differently. In the hash of the value “loop”, the left most bit of segment “L” turns to 1, i.e., $< 100 >$, because character “L” is located in the most left part of the string. For “pool”, this bit assignment of character “L” would be $< 001 >$ because “l” appears in the last third area of “pool”. The opposite applies to the encoding of “P”. The encoding for “O” as the average of the two middle positions turns the middle bit of the “O” segment for both hash results.

5.3.4 Encoding the length. According to the segmentation step of XASH, a fixed-size segment is dedicated to the length of the value l_v . We use this segment to harbor the information about the length. Storing the actual binary representation of the value length can be problematic as it leads to an unknown number of 1 bits in the segment. This can also mask the length values of the columns with shorter values. For instance, the encoding of $l_v = 7$, i.e., $< 111 >$, can mask the encoding of a value with $l_v = 2$, i.e., $< 010 >$. To address this problem, we reserve one bit per possible $l_v \pmod{L}$. This way,

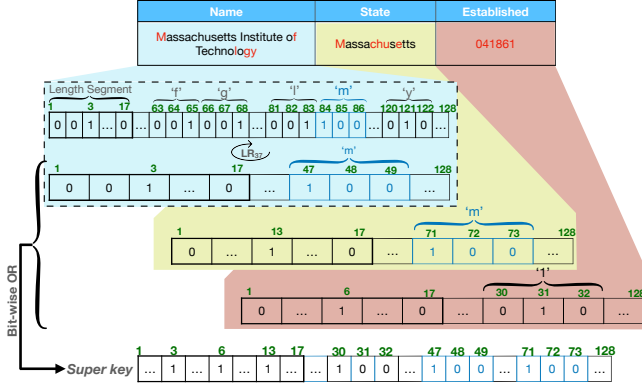


Figure 3: Example of XASH and the results aggregation.

we maintain the number of used bits i and different length values do not mask each other because each length turns a distinguished bit to set. Encoding the length feature of the values introduces another benefit to the system: Positioning the length segment as the left-most segment allows the system to use short circuit optimization, which skips unnecessary bit operations. If there is no value in the candidate row with the same length as a query value, MATE does not need to check the character segments.

5.3.5 Bit rotation. As a final measure to differentiate hash values without using more 1 bits than i , we reduce the likelihood of so-called random matches through rotation of the character segments. A random match occurs when a key value, which is partially masked by the individual hash functions of individual row values, is masked by the aggregated super key. For example, we could have a query key that contains rare characters that occur in two different columns. Or if one value share the length of the key and the other only shares the characters of the key value that we are searching for. To prevent these kinds of FPs, XASH rotates the character hash segments of a value v by its length l_v to left. The most left bits that fall off will be moved to the beginning of the bit vector. For example, a 3-bit rotation of '01100101' equals '00101011'. Note that the rotation only applies to the character-related segments. This rotation ensures that the hash of the same value is always rotated into the same bit structure. As a result, a random match becomes less likely because the length of the random key value must match the length of the column that overlaps in terms of the least frequent characters. With bit rotation, XASH connects the value length and the character features without additional 1 bits.

5.3.6 Illustrating Example. We illustrate the entire process of hash generation through an example in Figure 3. Consider that the dedicated hash space is 128 bits and the number of possible characters 37. Thus, the minimum number of required 1s is 6 (5 for the characters and 1 for the value length). Assume we want to obtain the hash results for values “massachusetts institute of technology” (C_1), “massachusetts” (C_2), and “041861” (C_3) using XASH and then aggregate them into the super key of the row. The red characters in the table cells represent the selected least-frequent characters. We calculate the average location in the original value for each of these characters. For instance, the average location of the characters “m”

and “g” in cell C_1 are 1 and 36 respectively. The first hash array represents the XASH result of C_1 . With 3 bits for each character: the characters with the average location of less than 12 ($\frac{37}{3} = 12$) turn the first bit; between 12 and 24 turn the second bit; and above 24 are encoded with the third bit of their corresponding segments. For example, characters “m” and “g” in C_1 are located in the first and the third bits of their segments respectively. We use blue color to trace the character “m” in the hash array. As $|C_1| = 37$, it will be encoded as $37\%17 = 3$ and turn the third bit of the length segment. Finally, the character segment bits all rotate by 37 positions to the left. As can be seen in the rotated array, the segment for “m” moved from the 84th to the 47th most left bit. The final aggregated results for C_2 and C_3 are shown in separate hash array excerpts. Note that because of the rotation in the hash results, the character “m” appears in different locations of C_1 and C_2 respectively.

5.4 Index Updates

There are three possible types of edits on table corpora that lead to updates in the index-level: *insert*, *update*, and *delete*.

Inserting a new table to the corpus requires the following updates. Other than generating the PL items for the cell values in the newly added table, a super key is generated for each row. Inserting a new row to an existing table also follows the same procedure. Adding a new column to an existing table requires applying XASH on each individual column value and replacing the corresponding super key by the result of a bit-wise OR operation with the new XASH result. Updating the value of a cell requires a complete re-hash of the corresponding super key. Deleting a table/row only requires deleting the PL items for the table/row. Yet, deleting a column from a table might change the super key entries, triggering a rehashing of all rows. Although some of the aforementioned updates require regeneration of the super key, the system can handle the changes locally to the affected table. Generally, the most frequent index updates in a data lake would be *table inserts*, which do not affect any of the already generated index values.

6 JOINABLE TABLES DISCOVERY

We now discuss how we leverage our index structure and XASH to efficiently find n-ary joins. Recall the discovery phase is comprised of four main steps (see Figure 2): initialization, table filtering, row filtering, and joinability calculation. Algorithm 1 shows the pseudocode of this discovery process. Overall, MATE receives a query table d , a set of columns from the query table as the composite key Q , and an integer k (Line 1) with the goal of discovering the top- k joinable tables for d and based on Q .

In the *initialization* step, MATE selects the initial column, fetches the candidate tables, and applies our hash procedure, i.e., super key generation, on the join columns of the input table (Lines 4-6). In the *table filtering* step, it leverages the number of corresponding index hits per table to prune the tables that cannot be among the top joinable tables (Lines 9-15). We introduce two coarse-grained pruning rules to filter non-promising tables while retaining all relevant tables. In the *row filtering* step, the system prunes as many non-joinable rows as possible for each candidate table (Lines 16-20). It evaluates the rows of candidate tables that are likely to be among the top- k tables, by only checking the membership of the key values

Algorithm 1: MATE discovery algorithm.

```
1 Inputs:  $d$ : query table,  $Q$ : set of query columns,  $k$ : the maximum number of
   desired tables
2  $TOPK \leftarrow$  empty heap
3  $C' \leftarrow \text{init\_column\_selection}(d, Q)$ 
4  $\text{list\_of\_all\_PLs} \leftarrow \text{fetch\_PLs}(C')$ 
5  $\text{candidate\_tables} \leftarrow \text{extractTable\_sorted\_ids}(\text{list\_of\_all\_PLs})$ 
6  $\text{superkey\_map\_Q} \leftarrow \text{map}(Q, \text{generate\_super\_keys}(Q, d))$ 
7 for  $t$  in  $\text{candidate\_tables}$  do
8    $\text{table\_PLs} \leftarrow \text{extractPLs}(t, \text{list\_of\_all\_PLs})$ 
9   if  $TOPK == k$  AND  $\text{size}(\text{table\_PLs}) < TOPK.min().j$  then
10    | BREAK and GOTO Line 23;
11    $r_{\text{checked}} \leftarrow 0$ 
12    $r_{\text{match}} \leftarrow []$ 
13   for  $pl\_item$  in  $\text{table\_PLs}$  do
14    | if  $TOPK == k$  AND  $\text{size}(\text{table\_PLs}) - r_{\text{checked}} + \text{size}(r_{\text{match}}) <$ 
15    |    $TOPK.min().j$  then
16    |   | Break and GOTO Line 7;
17    |    $d\_rows \leftarrow \text{superkey\_map\_Q.get}(pl\_item.value)$ 
18    |   for  $d\_row$  in  $d\_rows$  do
19    |   | if  $d\_row.superkey \vee pl\_item.superkey = pl\_item.superkey$  then
20    |   | |  $\text{candidate\_rows.add}(pl\_item)$ 
21    |    $\text{checked\_values} += 1$ 
22    $j \leftarrow \text{calculateJ}(\text{candidate\_rows})$ 
23    $TOPK.update(\text{table\_id}, j)$ 
24 return  $TOPK$ 
```

through the generated super keys. We detail the aforementioned three steps in the following subsections.

In the final *calculateJ* step, MATE validates the rows that remain after the previous two filtering steps and calculates the joinability score of the remaining tables as defined in Section 2. It fetches the actual cell values of each row, compares them to the composite key values, and calculates the joinability score (j) (Line 21). It then updates the list of the top- k joinable tables (Line 22). The system terminates and reports the discovered joinable tables (Line 23), once it has discovered the top- k joinable tables or checked all the candidate tables.

6.1 Initialization Step

As it is only feasible to leverage a single-attribute inverted index to fetch PLs, MATE has to initiate the index retrieval with one of the key columns in Q . A non-optimal initial column can heavily impact the efficiency of the system. For instance, assume the Kaggle IMDB dataset⁴, which contains information about over 5000 IMDB movies including their titles, director names, and IMDB scores. If we use IMDB dataset as the query table with the join key <“Director name”, “Movie title”>, we obtain 900k tables when fetching with the column “Director, and 38M tables when using “Movie Title”, respectively.

Yet, selecting the ideal initial query column depends on how many PL items each cell value will match and cannot be known upfront. We, thus, resort to a heuristic that only considers the query table at hand. We choose the column with the smallest number of unique values, i.e., lower cardinality, hoping to match fewer PLs in the index. Our IMDB example confirms our intuition as column “Movie Title” contains 5043 and “Director Name” contains 2400 unique values. Thus, *init_column_selection()* picks the column with the minimum cardinality, $C' \in Q$ (Line 3). With the initial

column, MATE fetches PL items including their generated super key for the corresponding rows (Line 4). Then, the fetched PL items are grouped based on the table identifiers (Line 5). At the same time, it sorts the tables based on the number of PL items in each table to evaluate more promising tables first and enabling table pruning techniques. Next, MATE generates the relevant super keys for the join columns of the query table. For each column $C \in Q$, it hashes the column values. Finally, it uses an OR operation to generate the aggregated hash entry for each composite key value combination (Line 6). We generate a dictionary to map initial query column values to the generated super keys. This helps us to efficiently align fetched super keys with query table super keys in later steps.

6.2 Table Filtering

Although selecting the optimal query column can reduce the number of candidate tables, there are still many tables that need to be verified for top- k selection. We propose a *coarse-grained* table filtering approach to tackle this problem. While traversing over the fetched tables, MATE prunes tables that do not stand a chance to be selected as the top- k joinable candidates. For each candidate table (Line 7), it leverages the corresponding PL items of the table (Line 8). Table filtering applies two strategies:

(1) If J_k is the joinability score of the worst table in the top- k list, i.e., table with the lowest joinability score, and L_t is the number of PL items for current candidate table t , the system drops the candidate table t from further evaluations iff $L_t \leq J_k$ (Line 9). As tables are sorted in decreasing order based on their number of PL items, the remaining tables contain equal or smaller number of PL items and cannot end up among the top- k tables. Thus, the discovery task halts when this rule activates for one table (Line 10).
(2) If r_{checked} is the number of already evaluated rows from a table t and r_{match} is the number of joinable rows among the evaluated rows, MATE drops the current table iff $L_t - r_{\text{checked}} + r_{\text{match}} \leq J_k$ (Line 14). This rule skips the current candidate table, because even if all the remaining rows are joinable to the input table, it cannot achieve a higher joinability score than the worst top- k table. Already during this check, the system leverages the super key to filter joinable rows. Once a table is skipped, the algorithm evaluates the next table (Line 15). Both table filtering strategies only apply after MATE already saw k joinable tables.

6.3 Row Filtering

If there is a prospect of a candidate table to be one of the top- k tables, meaning that the candidate table incorporates enough candidate joinable rows, MATE evaluates them. It leverages the super keys generated for both rows in the candidate and query tables to efficiently check the membership of the key values in the candidate rows. If the super key of a query table row is not masked by the super key from the candidate joinable table, the system can simply drop the table row from joinability computations.

For each candidate row, represented by the PL item (Line 13), MATE discovers which query rows should be compared with the current candidate row. To find the query rows efficiently, the system uses the generated dictionary that maps the initial column values to the corresponding super keys of the composite key value combination (Line 16). This step makes sure that we do not iterate

⁴<https://www.kaggle.com/carolzhngdc/imdb-5000-movie-dataset>

over all query table rows for each candidate row. Then, for each corresponding input row d_row (Line 17), the super keys of the current candidate row and its corresponding input rows are compared through bit-wise OR masking (Line 18). An input row is a join candidate to its corresponding row of the PL item iff the result of the bit-wise OR operation on their super keys is equal with the super key of the PL item (Line 19). This is because the values in the composite key should be a subset of the values in the joinable row in the joinable table. Similar to bloom filters, this operation can lead to FPs but never to false negatives (FNs). After this comparison, `checked_values` is increased for the next table filtering check.

Lemma. Row-filtering does not lead to any false positives.

PROOF BY CONTRADICTION. First, note that according to the generation process we explained in Section 5.3, XASH is deterministic and identical strings always lead to the same hash results.

Given a table R with a row $r[v_1, v_2, \dots, v_n]$ where v_1, v_2, \dots, v_n are the cell values of the row r with corresponding XASH results h_1, h_2, \dots, h_n respectively. The super key is $sk = h_1 \text{ OR } h_2 \text{ OR } \dots \text{ OR } h_n$. To contradict our Lemma, there must be a table T with a 2-column key K_1, K_2 and a key combination (k_1, k_2) with $k_1 = v_1$ and $k_2 = v_2$, where XASH generates hashes that are not subsumed by sk , i.e.:

$h(k_1) \text{ OR } h(k_2) \text{ OR } sk \neq sk$

,however by construction:

$h_1 \text{ OR } h_1 \text{ OR } sk = sk$

therefore, either $v_1 \neq k_1$ or $v_2 \neq k_2 \rightarrow$ This contradicts our assumption on (k_1, k_2) . MATE will always find the joinable row. \square

Example 3. Consider our running example once again. If the hash values for “UK”, “Cambridge”, “London”, “Warwick”, and “Coventry” are 01000000, 01100000, 00010010, 00000110, and 01000100 respectively, the aggregated super key for the rows with value “UK”, i.e., rows 7 and 8 in the Table T_1 , would be 01110010 and 01010110 respectively. Likewise the super keys over the columns in Q and for the row that contains “UK” would be $01000000 \vee 01100000 = 01100000$. In our example, the resulting super key 01100000 is not a subset of 01010110, which is the super key of row 8. Therefore, 8th row is removed from further j calculation. On the other hand, 01100000 is subsumed by 01110010, the super key of the seventh row of T_1 . Therefore, we add the seventh row to the list of candidate rows.

7 EXPERIMENTS

We evaluate MATE, our joinable table discovery system, having the following questions in mind: (i) *What is the runtime benefit of using MATE compared to the state-of-the-art inverted index [1] when dealing with n -ary joins?* (ii) *How do parameters, such as the cardinality of tables, the choice of k (i.e., the number of accepted tables), $|Q|$ (i.e., the number of columns in the composite input key), and the hash size affect the runtime?* (iii) *What is the filtering power of XASH compared to state-of-the-art hash functions?*

7.1 Experimental Setup

We probed different query tables against two different table corpora: the openly available Dresden Web Table Corpus (DWTC) and the German Open Data repository.⁵ The DWTC corpus contains more than 145M tables, 870M columns, 1.45B rows, and 660M

unique values. The German open data also contains 13k tables, 400k columns, 56M rows, and 17M unique values. As query tables, we leverage sets of random inputs. Similar to the state-of-the-art [40], we selected 900 random query tables as six groups (150 tables in each category) from open data and webtable corpora. Each group is obtained from different cardinality distributions and we make sure that no duplicate tables are included inside those groups. For open data, the groups reflect query tables with cardinality smaller than 100, 1000, and 10000, respectively. As WTDC tends to have smaller cardinalities, the groups contain tables where the cardinalities are smaller than 10, 100, and 1000. In the experiments, we label the input query table collections as *Corpus (size)*, e.g., *webtable (100)*. In all our experiments, unless specified otherwise, we leverage the 128-bit hash space and we look for top-10 joinable tables. We implemented MATE in *Python 3.7* and ran it on a server with 128 CPU cores, 500 GBs of RAM, and 2 TBs of SSD drive. We used Vertica *v10.1.1-0* [18] to store the index. Our code and experimental datasets are publicly available ⁶.

7.2 Baselines

To our knowledge, there is no a multi-attribute join discovery system. We compare MATE and XASH, to the state-of-the-art single-attribute inverted index. Additionally, we compare the filtering time of MATE with different hash functions.

SCI. State-of-the-art systems leverage a single-attribute inverted index. We, thus, adapted a single column index SCI for n -ary join discovery. We additionally enabled SCI to use our table filtering strategies. Yet, SCI cannot utilize any row-level filtering strategy as it lacks the super key information: It fetches the candidate joinable rows and validates them through exact value comparisons in memory. We have tested two versions of SCI: when the data fits into memory as has presented in [40] and the data does not fit into memory following the implementation of DataXFormer [1]. The two versions only differ in the initial fetching time for the tables that are joinable in the initial column.

Bloom filter (BF). This is a variation of MATE that uses bloom filters (instead of XASH) with a fixed number of hash functions to generate the super key. It calculates the number of hash functions based on the average number of columns in the corpus tables.

Hash table (HT). It is the same as BF but uses one hash function.

Other hash functions. We also compare MATE to hash functions that are not followed by any post-processing of the hash values. We considered the following state-of-the-art hash functions: SimHash [4, 31], MD5 [29], Google’s CityHash [28], and Murmur hash functions. These functions are fast and lead to minimum collision rates. Therefore, they are suitable for membership lookup tasks. We excluded hash functions based on SHA as they turned out to be similar but slower than the aforementioned hash functions.

7.3 MATE VS. SCI

We report the runtime comparison of SCI against MATE for finding the top- k joinable tables. We only report the runtime for the 128-bit version of MATE. Later in this section, we also evaluate the system performance for larger hash arrays.

⁵<https://www.govdata.de/>

⁶<https://github.com/LUH-DBS/MATE>

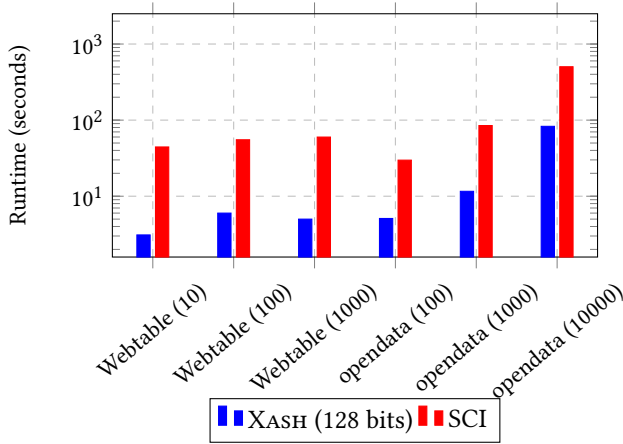


Figure 4: Runtime comparison between MATE and SCI.

Figure 4 shows the results in log scale. Without the optimization of MATE, i.e., row filtering, the runtime for joinability calculation dominates the overall runtime. The depicted runtime for SCI represents the time required to discover the multi-column joins in-memory on top of the state-of-the-art single-attribute joinable table discovery systems [40]. Note that there is an additional fetching cost that is negligible, i.e., in the order of milliseconds when we use the in-memory implementation like state-of-the-art [40]. However, the fetching cost can vary between 1 and 140 seconds when the data and the index has to be retrieved from disk. This is the case for the DWTC, which cannot fit into memory. The depicted runtime does not contain the fetching time as it is the same for both approaches. We observe that MATE outperforms SCI in all experiments: it is up to 20x faster. This is because MATE leverages row filtering using the super keys, thus avoiding the search for join attributes in non-joinable rows and the validation of a large number of PL items. As a result, it can drop most of the non-joinable table rows before any further computation. This experiment additionally shows that increasing the size of the input dataset, on average leads to higher runtime. This increase is expected because join columns with higher cardinality initially match more PL items in the index which again need to be fetched and thus more input rows that need to be filtered with the remaining join columns.

In addition to the size of the input table, FP rate plays the most important role in the number of comparisons and ultimately the runtime. For instance, in case of SCI, although opendata (100) and weetable (100) have similar query table size, the weetable (100) leads to 46% higher runtime than opendata (100). This increase in runtime is because of the excessive number of FPs that SCI causes for weetable (100) tables. SCI leads to 26000 more FP rows for weetable (100) compared to opendata (100). Moreover, For some query datasets, such as opendata (100), the performance difference between MATE and SCI is smaller, because the initial column filters already many of the FPs. On the other hand, for some datasets, such as weetable (10), this performance gap is substantial because SCI retrieves over one orders of magnitude more FPs than MATE.

Summary. (i) MATE is up to 20x faster than unary join discovery

systems in discovering n-ary joins. (ii) Performance gain of MATE over SCI depends on the number of FP rows.

7.4 XASH VS. state-of-the-art hash functions

Table 1 compares the runtime of MATE with different hash functions, including the proposed XASH. Note that all the competing hash functions benefit from all of MATE’s optimizations and only differ in the applied hash function during row filtering.

In Table 1, we highlight the best performing approach in **bold** font for each input dataset collection and hash size. We observe that MATE with XASH outperforms all the other baselines on all of the queries. XASH leverages simple syntactic information of the cell values to generate distinguishable index elements. MATE + XASH can be up to 2.2x faster than MATE + BF, which is the second most efficient baseline on average. The cells showing this speedup are highlighted with **red**. BF’s under-performance is because it does not have the optimal number of hash functions per table: we had to fix the number for all queries. Besides, by checking the length attribute that we use in XASH to generate the hash results, we can drop many of the non-joinable rows without evaluating all the bits in the super keys. This feature gives MATE a superiority over BF in runtime even in the cases with similar FP rates. Another interesting insight is that MATE + BF is always faster than MATE + HT and this is because BF is able to leverage more bits in the hash space to encode the join keys than a hash table that leverages only a single bit to hash each key value. A single bit can only generate a limited number of unique hash values, e.g., 128 different hash values in 128-bit hash space, therefore, in the best case, $\frac{1}{128}$ of the single hashes will lead to collision, i.e., the same hash value.

The results also show that although super keys based on the standard hash functions, MD5, CityHash, SimHash, and Murmur, lead to overall performance gains over the naive SCI approach, all of them clearly fall behind XASH. This is because they are not optimized to identify subset relationships that we encode via bitwise OR masking. They generate too many 1 bits in the hash results, which lead to a higher number of FPs. On average 50% of the bits in the hash results of MD5, CityHash, SimHash, and Murmur are 1s, leading to super keys that mask too many FPs. Thus, if a table contains six columns the aggregation of six hash results will on average turn 98% of the super key to 1s, which would make the super key highly ineffective in masking.

MD5, CityHash, SimHash, and Murmur can even lead to worse performance compared to SCI (underlined in the table). This performance drop is because the row filtering overhead is higher than the runtime benefit of the filter. If the filtering strategy only detects a small number of FPs it can lead to higher runtime than SCI.

Finally, the experiments with the opendata (100) and (1000) query datasets and SimHash show that a larger hash size (512 bits) does not always lead to a faster join discovery than the smaller (128-bit) versions (**blue** cells in the table). This is because the bit-wise OR operation is more expensive for larger hash values. Thus, when the FP rate is similar for both hash sizes, the approach with the larger hash size will result in higher runtime. For instance, for opendata (100) query tables and SimHash, the difference between the FP rate is only 2% in favor of larger hash size but the runtime overhead of 512-bit hash causes worse performance. MATE + SimHash requires

Table 1: Runtime experiment (seconds). Underlined text implies performs drop in comparison to SCI. **blue** cells represent the experiments where the larger hash performs worse. **Red** cells show the maximum performance gain of MATE over BF.

Dataset	SCI	MD5 (128)	Murmur (128)	CityHash (128)	SimHash (128)	HT (128)	BF (128)	XASH (128)	SimHash (512)	HT (512)	BF (512)	XASH (512)
Webtable (10)	44.4	23.9	23.4	23.1	19.9	14.6	6.8	3.1	13.8	9.1	4.4	2.2
Webtable (100)	55.2	35.0	34.1	33.7	28.9	22.8	9.0	6.0	20.7	15.3	7.5	5.4
Webtable (1000)	59.9	38.3	37.8	38.2	32.3	27.1	10.4	5.0	20.8	19.6	7.0	4.9
Opendata (100)	29.8	29.9	28.6	28.3	27.6	12.4	6.8	5.1	33.7	6.5	2.7	2.2
Opendata (1000)	84.9	83.1	79.1	79.7	75.6	23.7	15.2	11.6	76.6	19.3	6.1	5.7
Opendata (10000)	503.1	524.8	526.7	503.4	514.9	166.7	105.1	82.9	363.2	85.9	34.1	32.5

Table 2: Precision experiment.

Dataset	MD5 Murmur (128)	CityHash (128)	SimHash (128)	HT (128)	BF (128)	XASH (128)	SimHash (512)	HT (512)	BF (512)	XASH (512)
Webtable (10)	0.28± 0.40	0.28± 0.40	0.30± 0.41	0.34± 0.43	0.45± 0.46	0.58± 0.46	0.35± 0.43	0.43± 0.46	0.62± 0.45	0.94± 0.20
Webtable (100)	0.26± 0.40	0.27± 0.40	0.27± 0.40	0.34± 0.41	0.45± 0.44	0.60± 0.44	0.33± 0.42	0.45± 0.43	0.69± 0.42	0.95± 0.20
Webtable (1000)	0.22± 0.35	0.22± 0.35	0.24± 0.35	0.37± 0.37	0.56± 0.40	0.76± 0.35	0.34± 0.39	0.53± 0.39	0.79± 0.35	0.98± 0.10
Opendata (100)	0.36± 0.42	0.36± 0.42	0.37± 0.42	0.54± 0.40	0.66± 0.41	0.77± 0.38	0.39± 0.41	0.67± 0.40	0.86± 0.30	0.97± 0.13
Opendata (1000)	0.37± 0.43	0.37± 0.43	0.37± 0.42	0.53± 0.41	0.65± 0.40	0.75± 0.37	0.46± 0.42	0.68± 0.41	0.90± 0.26	0.97± 0.15
Opendata (10000)	0.37± 0.43	0.37± 0.43	0.37± 0.42	0.53± 0.41	0.65± 0.40	0.75± 0.37	0.46± 0.42	0.66± 0.41	0.90± 0.26	0.97± 0.15
Average	0.31± 0.41	0.31± 0.41	0.32± 0.40	0.44± 0.41	0.57± 0.42	0.70± 0.40	0.39± 0.42	0.57± 0.42	0.79± 0.34	0.96± 0.16

6.1 more seconds on average to finish the task. In contrast, in the more common case that a larger hash size reduces the number of FPs the resulting runtime is also lower. For example, for the webtable (10) datasets, the larger hash size for XASH results in 72% fewer FPs on average, leading to almost 71% speed-up.

Summary. Our results showed that: (i) the syntactic feature extraction in XASH leads to a faster multi-attribute join discovery compared to the baselines; (ii) the standard hash functions are not ideal for n-ary joins due to their uniform distribution property that results in too many 1 bits; and (iii) the larger hash size can result in higher calculation overhead if the FP rate is not significantly lower.

7.5 FP rate

We now delve into more details regarding the FP rates. There is a direct relationship between the table discovery runtime and the FP rate of the hash function used to generate the index element. We measure the precision of different approaches. Precision is calculated as the ratio of true positives (TP) over both TPs and FPs: $precision = \frac{TP}{TP+FP}$. Precision is the normalized version of TP. Thus, it is comparable across query datasets.

Table 2 shows the results of this experiment. Similar to the previous experiment, we highlight the best performing approach per query table and hash size in **bold**. Unlike runtime, precision always increases with larger hash sizes for all approaches. This is due to the fact that hash functions can scatter the values in a larger range and this leads to lower collision rate between super keys. MATE + XASH achieves the highest precision compared to all the other approaches both in 128- and 512-bit hash spaces. XASH maps the character and length features of the cell values to hash bits and rotates them based on the length. This removes the random overlap between the hashes. MATE’s runtime superiority in cases

with similar precision is because of the design of XASH: the length feature of the cell value is located on the left-most segment of the array. Thus, the bit-wise OR operation can skip a table row before even getting to the character features of the cell values ensuring that this happens in the very first bit-segment of the hash. If the length of the key value has never appeared in the candidate row, the system moves to the next row. In baseline approaches such as BF, the 0-bits are randomly scattered. Therefore, step-wise filtering might take longer to find the contradicting bits. For query tables, such as webtable (1000), XASH leads to distinctively high precision with 128 bits. Its precision is 20% on average higher than BF. Also, in both 128- and 512- bit hash size experiments, XASH displays the smallest standard deviation. Low standard deviation shows that among all baselines, XASH is the most consistent in achieving high precision for all query benchmarks. As we also observed before, the SimHash function performs better than the other hash functions with up to 1% precision gain on average. CityHash performs very similarly to Murmur and MD5 except on webtable (100), where CityHash gains 1% more precision.

Summary. (i) There is a correlation between the precision of an approach and its runtime for the same query table. (ii) Thanks to the novel feature extraction in XASH, MATE achieves the highest precision for all of the query tables. (iii) The segmentation of bits in XASH leads to faster join discovery even in cases where precision rates are close to each other.

7.6 MATE in Depth

We now evaluate the influence of the different parameters on the performance of our system.

7.6.1 Top-k. The number of top-k joinable tables changes the stopping criteria of the system (see table filtering step in Section 6).

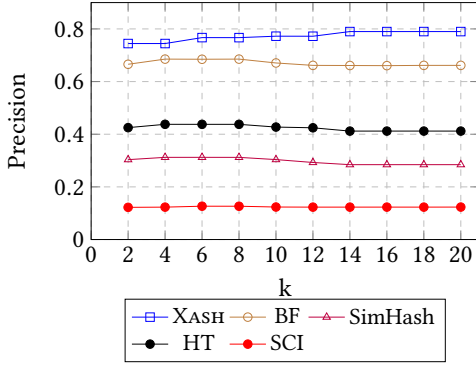


Figure 5: topk experiment.

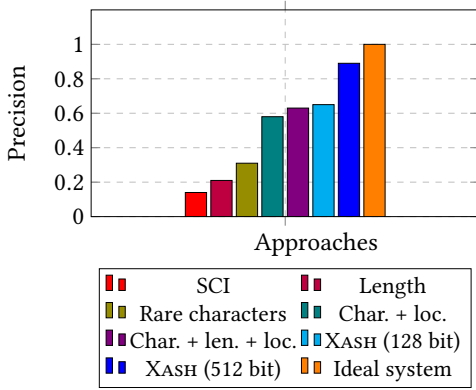


Figure 6: The influence of XASH components on Precision.

Larger k requires more tables to be evaluated. In this experiment, we measure the precision of MATE with different hash functions and vary k from 2 to 20. We ran the experiment with the webtable (100) datasets as the input dataset against the DWTC corpus. Other variables, such as key columns, are fixed in this experiment. We limit this experiment to the best performing hash functions.

Figure 5 shows the results. MATE + XASH achieves the highest precision in comparison to other approaches for all k values. As expected, increasing k , increases the number of validated PL items because the first rule in the table filtering step starts later. Therefore, the system evaluates more candidate tables to discover the top- k joinable tables. According to the experiment, increasing k , the precision for MATE increases, where, generally, the other hash functions lead to a slight precision cut encountering new tables with lower candidate joinable rows. This shows that XASH has higher ability to filter non-related rows compared to the given baselines. According to our observations on the candidate tables, this variation in precision occurs when the candidate tables contain more columns than average. Because of the reason that XASH minimizes the number of used bits in the candidate rows, the super key does not lose its ability in filtering irrelevant rows even in the existence of high dimensional tables. This is not the case for BF. Because of the higher FP rate, more tables and in particular tables with large dimensions are passed to BF, which BF fails to filter.

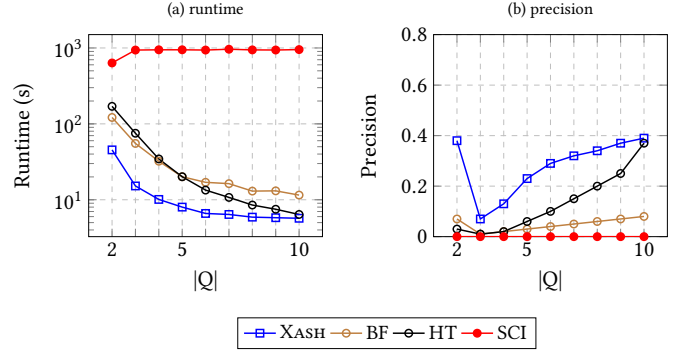


Figure 7: Key size experiment.

7.6.2 XASH components. We now evaluate the impact of each feature used in XASH on the average precision and the FP rate of MATE. We use the webtable (100) datasets in this experiment with the same setup as previous experiments. According to the results in Figure 6, encoding the *character* and its *location* has higher filtering power than the *length* feature. The difference between XASH and *character + length + location* is the rotation operation to prevent partial matches. In particular, we observe that the rotation filters almost 231 FP rows out of 388 FPs left undiscovered in *character + length + location*. This shows that the rotation plays an important role in pruning FPs.

7.6.3 Join Key Size. Here, we evaluate the scalability of MATE in the existence of different join key sizes, i.e., the number of columns in the composite key of the input table. Due to the limited number of tables with high dimensional composite key, we ran this experiment with a random dataset from the German Open Data corpus with up to 10 columns that can form a composite key (out of 33 columns). Figure 7 (a) and 7 (b) depict the runtime and precision results for different key sizes. Increasing the number of columns in the composite key of the input table, we observe that the runtime for MATE constantly reduces because the FP rate constantly decreases. However, this does not imply a constant increase in precision because increasing the number of key columns changes the ratio of joinable and non-joinable rows. In our experiment, moving from a composite key with two columns to a three-column key, 97% of the joinable rows become non-joinable due to the newly introduced key column. Thus, the filter is confronted with a larger number of FPs, some of which come through. From key size 4 upwards, precision increases because of limited changes in the ratio of TPs and FPs. The runtime gain for larger key sizes is because of two reasons: (1) According to Section 6, the row filtering step in MATE drops a table row iff its super key cannot mask query super keys. With more columns in the query join key, there will be more 1-bits in the query super key. (2) Increasing the size of the composite key leads to fewer joinable table rows due to the fact that there are fewer tables that include all the values in the composite key. Therefore, it is more likely that the second table filtering rule is activated and drops the candidate tables without evaluating the remaining rows. Again, XASH outperforms other baselines in runtime and precision.

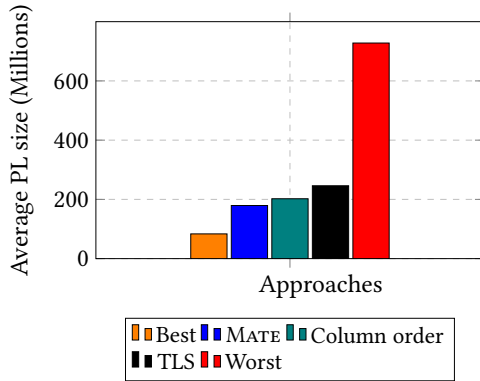


Figure 8: Initial query column selection experiment.

7.6.4 Initial column selection. We evaluate the heuristic to select the initial query column. We measure the number of retrieved PL items in MATE and compare it to four other baselines: (i) The column order. In this approach, the initial column will be the first query column according to the column order inside the table. The idea behind this strategy is that usually, the identifying columns come earlier in the table. (ii) The longest string (TLS). In this approach, the system selects the column that contains the longest cell value as the initial column. The heuristic here is that the longer the text, the more specific is the column. (iii) The worst-case scenario. A hypothetical approach that always picks the worst column that returns the larger number of PL items. (iv) Best, i.e. ground truth, which chooses the column that filters most. The best- and the worst-case scenarios provide lower and upper bounds for our experiment. This experiment is done on all of the datasets in opendata (10000 tables and the average value is returned).

Figure 8 shows that the cardinality-based heuristic used in MATE, performs best and is very close to the ground truth approach. The heuristic used in MATE performs better because of the fact that the number of PL items per cell value follows the power-law distribution. There is a small set of values that have a very large number of PL items but most of the values lead to a similar number of PL items (The average number of PL items per value is 12). Thus, there is a direct relationship between the cardinality and the number of retrieved PL items.

8 RELATED WORK

N-ary joinable table search is not a well-researched area and a very limited number of works have focused on multi-attribute joins discovery. Li et al.’s index design [19] is one of these works. They introduce a prefix tree index to calculate the joinability score between two given tables for n-ary joins. The drawback of this approach is that it is not scalable to data lakes. The prefix tree-based approach assumes that the one-to-one mapping between the composite key columns and the columns in the candidate tables is apriori known. MATE, on the other hand, leverages an index structure that does not require the user to provide the mappings.

There is a large number of research papers that address joinable tables discovery problem based on unary keys [7, 10, 13, 35, 36, 38–41]. MATE extends the standard single-attribute inverted index used

in these state-of-the-art systems and applies a fast single-operation filtering approach to be able to detect joinable table rows without actual value comparison. Any single attribute inverted index can be extended with the super key used in MATE.

For spatial indices, the goal of an ideal n-ary join discovery is to map multiple dimensions into an easy to search index. However, spatial index structures are a very special case compared to the problem we tackle in this paper. The spatial indices e.g. KD tree [2], KDB tree [30], R+ tree [33], Geohash [24], grid files [25], suffer from three drawbacks: 1) the indexed data points always have fixed dimensions, such as latitude and longitude. 2) These dimensions have a fixed order. For instance, latitude is always compared to the latitude of the other points. In other words, there is a pre-defined mapping between the dimensions. However, in join discovery, key values can appear in arbitrary columns and comparing the right values is not a straightforward task. 3) These indices are designed to work with numerical values. MATE on the other hand does not have any of the aforementioned assumptions. It discovers the joinable table rows with an arbitrary number of columns. Also, MATE leverages XASH and discovers the key values regardless of their position in the candidate rows. Besides, XASH is applicable for numerical and alphabetical column values.

Another similar research direction is data enrichment. These solutions attempt to join additional tables to improve the downstream machine learning accuracy. Data enrichment solutions also either require pre-defined mappings between joinable columns [6, 17], which needs the user input on every single external table, or they focus on single column joins [7, 10, 12, 35, 40]. MATE calculates the joinability of the candidate tables without any apriori knowledge, e.g. mapping information. This allows MATE to scale to any number of external tables.

Inclusion dependency (IND) discovery [8, 16, 27] is a research direction where the goal is to discover foreign keys in the database [27]. The focus is on identifying fitting column combinations across all datasets. In data discovery, we are interested in the top-k tables with the most fitting INDs.

9 CONCLUSION AND FUTURE WORKS

In this paper, we tackled the problem of n-ary or multi-attribute join search. We proposed a hash-based filtering approach MATE that removes redundant table rows from further joinability calculation processes to increase the scalability of the join discovery. We proposed XASH, a hash function that leverages syntactic features of the cell values that ultimately lead to the lowest FP rates. We showed that MATE is more effective and efficient than state-of-the-art systems. We focused on the equi-joins. Because XASH uses syntactic features including the character and length features of the cell values, it has the potential to discover similarity joins as well. According to our observations, the false positives caused by XASH were those that are syntactically similar to the actual key values, e.g., discovering the composite key <“brooklyn”, “cambridge”> instead of <“brooklyn”, “bay ridge”>. Another future direction is to reason about hashing short key values. XASH cannot use its optimal potential if cell values are too short.

REFERENCES

- [1] Z. Abedjan, J. Morcos, M. N. Gubanov, I. F. Ilyas, M. Stonebraker, P. Papotti, and M. Ouzzani. Dataxformer: Leveraging the web for semantic transformations. In *CIDR*, 2015.
- [2] J. L. Bentley. Multidimensional binary search trees used for associative searching. *Communications of the ACM*, 18(9):509–517, 1975.
- [3] M. J. Cafarella, A. Halevy, D. Z. Wang, E. Wu, and Y. Zhang. Webtables: exploring the power of tables on the web. *Proceedings of the VLDB Endowment*, 1(1):538–549, 2008.
- [4] M. S. Charikar. Similarity estimation techniques from rounding algorithms. In *Proceedings of the thirty-fourth annual ACM symposium on Theory of computing*, pages 380–388, 2002.
- [5] S. Chaudhuri, V. Ganti, and R. Kaushik. A primitive operator for similarity joins in data cleaning. In *22nd International Conference on Data Engineering (ICDE’06)*, pages 5–5. IEEE, 2006.
- [6] N. Chepurko, R. Marcus, E. Zraggen, R. C. Fernandez, T. Kraska, and D. Karger. Arda: Automatic relational data augmentation for machine learning. *PVLDB*, 13(9), 2020.
- [7] A. Das Sarma, L. Fang, N. Gupta, A. Halevy, H. Lee, F. Wu, R. Xin, and C. Yu. Finding related tables. In *SIGMOD*, pages 817–828, 2012.
- [8] F. De Marchi, S. Lopes, and J.-M. Petit. Unary and n-ary inclusion dependency discovery in relational databases. *Journal of Intelligent Information Systems*, 32(1):53–73, 2009.
- [9] Y. Dong, K. Takeoka, C. Xiao, and M. Oyamada. Efficient joinable table discovery in data lakes: A high-dimensional similarity-based approach. *arXiv preprint arXiv:2010.13273*, 2020.
- [10] J. Eberius, M. Thiele, K. Braunschweig, and W. Lehner. Top-k entity augmentation using consistent set covering. In *SSDBM*, page 8, 2015.
- [11] M. Esmailoghli and Z. Abedjan. Cafe: Constraint-aware feature extraction from large databases. 2020.
- [12] M. Esmailoghli, J.-A. Quiané-Ruiz, and Z. Abedjan. Cocoa: Correlation coefficient-aware data augmentation. *EDBT*, 2021.
- [13] R. C. Fernandez, Z. Abedjan, F. Koko, G. Yuan, S. Madden, and M. Stonebraker. Aurum: A data discovery system. In *ICDE*, pages 1001–1012. IEEE, 2018.
- [14] R. C. Fernandez, J. Min, D. Nava, and S. Madden. Lazo: A cardinality-based method for coupled estimation of jaccard similarity and containment. In *2019 IEEE 35th International Conference on Data Engineering (ICDE)*, pages 1190–1201. IEEE, 2019.
- [15] L. Jiang and F. Naumann. Holistic primary key and foreign key detection. *Journal of Intelligent Information Systems*, pages 1–23, 2019.
- [16] A. Koeller and E. A. Rundensteiner. Discovery of high-dimensional inclusion dependencies. In *Proceedings 19th International Conference on Data Engineering (Cat. No. 03CH37405)*, pages 683–685. IEEE, 2003.
- [17] A. Kumar, J. Naughton, J. M. Patel, and X. Zhu. To join or not to join?: Thinking twice about joins before feature selection. In *SIGMOD*, pages 19–34, 2016.
- [18] A. Lamb, M. Fuller, R. Varadarajan, N. Tran, B. Vandier, L. Doshi, and C. Bear. The vertica analytic database: C-store 7 years later. *PVLDB*, 5(12):1790–1801, 2012.
- [19] G. Li, J. He, D. Deng, and J. Li. Efficient similarity join and search on multi-attribute data. In *SIGMOD*, pages 1137–1151, 2015.
- [20] H. J. Meyer, H. Grunert, T. Waizenegger, L. Woltmann, C. Hartmann, W. Lehner, M. Esmailoghli, S. Redyuk, R. Martinez, Z. Abedjan, et al. Particulate matter matters-the data science challenge@ btw 2019. *Datenbank-Spektrum*, pages 1–18.
- [21] R. J. Miller. Open data integration. *Proceedings of the VLDB Endowment*, 11(12):2130–2139, 2018.
- [22] F. Nargesian, K. Q. Pu, E. Zhu, B. Ghadiri Bashardoost, and R. J. Miller. Organizing data lakes for navigation. In *Proceedings of the 2020 ACM SIGMOD International Conference on Management of Data*, pages 1939–1950, 2020.
- [23] F. Nargesian, E. Zhu, K. Q. Pu, and R. J. Miller. Table union search on open data. *PVLDB*, 11(7):813–825, 2018.
- [24] G. Niemeyer. Geohash. Retrieved June, 6:2018, 2008.
- [25] J. Nievergelt, H. Hinterberger, and K. C. Sevcik. The grid file: An adaptable, symmetric multikey file structure. *ACM Transactions on Database Systems (TODS)*, 9(1):38–71, 1984.
- [26] A. Özmen, M. Esmailoghli, and Z. Abedjan. Combining programming-by-example with transformation discovery from large databases. In K. Sattler, M. Herschel, and W. Lehner, editors, *Datenbanksysteme für Business, Technologie und Web (BTW 2021)*, 19. Fachtagung des GI-Fachbereichs „Datenbanken und Informationssysteme“ (DBIS), 13.-17. September 2021, Dresden, Germany, *Proceedings*, volume P-311 of *LNI*, pages 313–324. Gesellschaft für Informatik, Bonn, 2021.
- [27] T. Papenbrock, S. Kruse, J.-A. Quiané-Ruiz, and F. Naumann. Divide & conquer-based inclusion dependency discovery. *Proceedings of the VLDB Endowment*, 8(7):774–785, 2015.
- [28] G. Pike and J. Alakuijala. The cityhash family of hash functions (2011). <https://github.com/google/cityhash>, 2017.
- [29] R. Rivest and S. Dusse. The md5 message-digest algorithm, 1992.
- [30] J. T. Robinson. The kdb-tree: a search structure for large multidimensional dynamic indexes. In *Proceedings of the 1981 ACM SIGMOD international conference on Management of data*, pages 10–18, 1981.
- [31] C. Sadowski and G. Levin. Simhash: Hash-based similarity detection. *Technical report, Google*, 2007.
- [32] A. Santos, A. Bessa, F. Chirigati, C. Musco, and J. Freire. Correlation sketches for approximate join-correlation queries. *arXiv preprint arXiv:2104.03353*, 2021.
- [33] T. Sellis, N. Roussopoulos, and C. Faloutsos. The r+-tree: A dynamic index for multi-dimensional objects. Technical report, 1987.
- [34] J. Traub, Z. Kaoudi, J. Quiané-Ruiz, and V. Markl. agora: Bringing together datasets, algorithms, models and more in a unified ecosystem [vision].
- [35] C. Xiao, W. Wang, X. Lin, and H. Shang. Top-k set similarity joins. In *ICDE*, pages 916–927. IEEE, 2009.
- [36] M. Yakout, K. Ganjam, K. Chakrabarti, and S. Chaudhuri. Infogather: entity augmentation and attribute discovery by holistic matching with web tables. In *SIGMOD*, pages 97–108, 2012.
- [37] M. Yu, G. Li, D. Deng, and J. Feng. String similarity search and join: a survey. *Frontiers of Computer Science*, 10(3):399–417, 2016.
- [38] M. Zhang and K. Chakrabarti. Infogather+ semantic matching and annotation of numeric and time-varying attributes in web tables. In *SIGMOD*, pages 145–156, 2013.
- [39] Y. Zhang and Z. G. Ives. Finding related tables in data lakes for interactive data science. In D. Maier, R. Pottinger, A. Doan, W. Tan, A. Alawini, and H. Q. Ngo, editors, *Proceedings of the 2020 International Conference on Management of Data, SIGMOD Conference 2020, online conference [Portland, OR, USA], June 14-19, 2020*, pages 1951–1966. ACM, 2020.
- [40] E. Zhu, D. Deng, F. Nargesian, and R. J. Miller. Josie: Overlap set similarity search for finding joinable tables in data lakes. In *SIGMOD*, pages 847–864, 2019.
- [41] E. Zhu, F. Nargesian, K. Q. Pu, and R. J. Miller. LSH ensemble: Internet-scale domain search. *Proc. VLDB Endow.*, 9(12):1185–1196, 2016.