

Error-free approximation of explicit linear MPC through lattice piecewise affine expression [★]

Jun Xu ^a

^a*School of Mechanical Engineering and Automation, Harbin Institute of Technology, Shenzhen*

Abstract

In this paper, the disjunctive and conjunctive lattice piecewise affine (PWA) approximations of explicit linear model predictive control (MPC) are proposed. The training data is generated uniformly in the domain of interest, consisting of the state samples and corresponding affine control laws, based on which the lattice PWA approximations are constructed. Resampling of data is also proposed to guarantee that the lattice PWA approximations are identical to the explicit MPC control law in unique order (UO) regions containing the sample points as interior points. Besides, under mild assumptions, the equivalence of the 2 lattice PWA approximations guarantees the approximations are error-free in the domain of interest. The algorithms for deriving statistical error-free approximation to the explicit linear MPC is proposed and the complexity of the whole procedure is analyzed, which is polynomial with respect to the number of samples. The performance of the proposed approximation strategy is tested through 2 simulation examples, and the result shows that with a moderate number of sample points, we can construct lattice PWA approximations that are equivalent to optimal control law of the explicit linear MPC.

Key words: linear MPC; lattice piecewise affine; error-free approximation.

1 Introduction

Model predictive control (MPC) is nowadays the most popular control methodology employed in process control and its impact on industry has been recognized [22]. In MPC, the control action is calculated through solving a finite-horizon open-loop optimal control problem at each sampling instant, which is computationally expensive and only suitable for systems with slow dynamics. Therefore, for fast dynamical system, in order to use MPC, the complexity of the online optimization should be reduced. A natural thought is to move the online optimization offline, which is the idea of explicit MPC. Explicit MPC was first introduced in [3], in which the linear MPC problem is formulated as a multi-parametric quadratic programming (mpQP) problem and solved offline. The optimal control law is proved to be continuous piecewise affine (PWA) with respect to the state. The subregions as well as the corresponding affine functions defined on them are recorded. For online implementation, given the current state, it is only needed to find the subregion the state lies in, and the function evaluation of the corresponding affine function gives rise to the

optimal control law.

However, the offline construction of such subregions, the memory required to store them, and the online search for the right subregion are the main limitations of explicit MPC [19]. Much work has been done to solve these 3 problems. In order to overcome the complex geometric computations offline, combinatorial approaches are proposed, which are based on implicitly enumerating all possible combinations of active constraints [13,1]. To reduce the memory required to store the subregions as well as the control laws, region-free explicit MPC is proposed [6,19]. Besides, the online search complexity can be reduced through storing additional information [15,8]. The lattice PWA representation has also been used to exactly express the explicit MPC control law, resulting in a much less storage requirement [26,27]. As the complexity of solving the explicit MPC problem increases exponentially with the size of the optimization problem, all these methods can only alleviate the computational burden to some extent.

Another idea is to formulate the approximate MPC controller [2,4] or semi-explicit MPC controller [11]. In these methods, training data containing the values of states and corresponding optimal control laws of the MPC problem are generated, and the approximated controller

[★] This paper was not presented at any IFAC meeting. Corresponding author Jun Xu, Tel. +86-755-26033788.

Email address: xujunqgy@gmail.com (Jun Xu).

is constructed using these data. In general, the samples are required to distribute sufficiently evenly over the domain [7]. Different units have been used to generate the approximation, such as canonical piecewise linear function [18], radial basis functions [10], wavelet [24], and so on. Besides, reinforcement learning has also been used to derive a data-driven MPC control law in [12]. In the work of [23], [4] and [24], the approximations are based on particular partitions of the domain of interest, and the interpolation based algorithm can be developed [21]. As a matter of fact, the partitions of the domain of interest employed in these works are different from the domain partitions in the explicit linear MPC, i.e., the property of the linear MPC problem has not been employed in the approximation.

In order to resemble the explicit MPC control law to a larger extent, the lattice PWA approximation of the optimal control law is studied. In our previous work, the lattice PWA *representation* of the explicit MPC control law was derived, which also scale badly with the dimension of the parameters. In this paper, instead of exact representation, we present an *error-free approximation*, which consists of disjunctive and conjunctive lattice PWA approximations. Under mild assumptions, the equivalence of the 2 approximations guarantee that the 2 approximations are identical to the optimal control law in the domain of interest. The approximation can also be simplified to further lower the requirement of storage and online computational complexity.

The rest of the paper is organized as follows. Section 2 gives the preliminaries about the explicit linear MPC problem and the lattice PWA expression. The offline approximations of the explicit linear MPC control law through the lattice PWA expression are given in detail in Section 3, in which the sampling and resampling procedures as well as the simplification of the approximation are provided. In Section 4, the approximation error and the complexity of the proposed procedure are analyzed. Section 5 provides the simulation results and the paper ends with conclusion and future work in Section 6.

2 Preliminary

2.1 Explicit linear MPC problem

In particular, MPC for a discrete-time linear time-invariant system can be cast as the following optimization problem at time step t :

$$\min_U \left\{ J(U, \mathbf{x}_0) = v_{N_p}(\mathbf{x}_{N_p}) + \sum_{k=0}^{N_p-1} v(\mathbf{x}_k, \mathbf{u}_k) \right\} \quad (1a)$$

$$\text{s.t. } \mathbf{x}_{k+1} = A\mathbf{x}_k + B\mathbf{u}_k, k = 0, \dots, N_p - 1 \quad (1b)$$

$$(\mathbf{x}_k, \mathbf{u}_k) \in \mathcal{G}, k = 0, \dots, N_p - 1 \quad (1c)$$

$$\mathbf{x}_{N_p} \in \mathcal{F} \quad (1d)$$

in which the optimized variable is $U = [\mathbf{u}_0^T, \dots, \mathbf{u}_{N_p-1}^T]^T$, N_p is the prediction horizon, $\mathbf{x}_k \in \mathbb{R}^{n_x}$, $\mathbf{u}_k \in \mathbb{R}^{n_u}$ denote the predicted state and input at time step k using (1b). The terminal penalty is denoted as v_N and $v(\cdot, \cdot)$ is the stage cost, \mathcal{G}, \mathcal{F} are full-dimensional polyhedral sets of appropriate dimensions. In this paper, we assume strictly convex cost, i.e., $v_N = \mathbf{x}_N^T Q_N \mathbf{x}_N$, $v(\mathbf{x}_k, \mathbf{u}_k) = \mathbf{x}_k^T Q_k \mathbf{x}_k + \mathbf{u}_k^T Q_u \mathbf{u}_k$, in which $Q_u \succ 0$, $Q_k, Q_N \succeq 0$. After solving the optimization problem (1), the optimal $U^* = [(\mathbf{u}_0^*)^T, \dots, (\mathbf{u}_{N_p-1}^*)^T]^T$ is obtained, and only \mathbf{u}_0^* is applied to the system. The optimization problem is subsequently reformulated and solved at the next time steps $t = 1, 2, \dots$ by updating the given state vector \mathbf{x}_0 .

It has been proved in [3] that the solution U^* is a **continuous PWA function** of the state \mathbf{x}_0 , which we then use \mathbf{x} instead hereafter in this paper. In fact, this conclusion is obtained through solving a mpQP problem of the form

$$\begin{aligned} \min_U \quad & \frac{1}{2} U^T H U + \mathbf{x}^T F U \\ \text{s.t.} \quad & G U \leq \mathbf{w} + E \mathbf{x} \end{aligned} \quad (2)$$

where $U \in \mathbb{R}^{N_p \cdot n_u}$ is the vector of optimization variables, the parameter vector is $\mathbf{x} \in \mathbb{R}^{n_x}$, the matrices H, F, G and E are calculated through the optimization problem (1) [3]. Under the assumption that $Q_k, Q_N \succeq 0$, $Q_u \succ 0$, we have $H \succ 0$.

The definition of a continuous PWA function as well as the lemma concerning the continuous PWA property of the solution to the mpQP problem is presented as follows.

Definition 1 [9] A function $f : \Omega \rightarrow \mathbb{R}^m$, where $\Omega \subseteq \mathbb{R}^{n_x}$ is convex, is said to be continuous PWA if it is continuous on the domain Ω and the following conditions are satisfied:

- (1) The domain space Ω is divided into a finite number of nonempty convex polyhedra, i.e., $\Omega = \bigcup_{i=1}^{\hat{N}} \Omega_i$, $\Omega_i \neq \emptyset$, the polyhedra are closed and have non-overlapping interiors, $\text{int}(\Omega_i) \cap \text{int}(\Omega_j) = \emptyset$, $\forall i, j \in \{1, \dots, \hat{N}\}, i \neq j$. These polyhedra are also called local regions. The boundaries of the polyhedra are nonempty sets in $(n - 1)$ -dimensional space.

(2) In each local region Ω_i , f equals a local affine function $u_{\text{loc}(i)}$,

$$f(\mathbf{x}) = u_{\text{loc}(i)}(\mathbf{x}), \quad \forall \mathbf{x} \in \Omega_i.$$

Lemma 2 [3] Consider the mpQP problem (2), and assume $H \succ 0$. Then the set of feasible parameters $\Omega \subset \mathbb{R}^{n_x}$ is convex, the optimizer $U^* : \Omega \rightarrow \mathbb{R}^{p \times n_u}$ is continuous PWA, and the value function $J^* : \Omega \rightarrow \mathbb{R}$ is continuous convex and piecewise quadratic.

The details of constructing such continuous PWA function are given as follows.

First, the mpQP problem can be rewritten in the form of

$$\begin{aligned} \min_{\mathbf{z}} \quad & \frac{1}{2} \mathbf{z}^T H \mathbf{z} \\ \text{s.t.} \quad & G \mathbf{z} \leq \mathbf{w} + S \mathbf{x} \end{aligned} \quad (3)$$

by letting $\mathbf{z} = U + H^{-1} F^T \mathbf{x}$ and $S = E + G H^{-1} F^T$. Once the optimal solution \mathbf{z}^* of the optimization problem (3) is available, we can easily obtain the optimal U^* as

$$U^* = \mathbf{z}^* - H^{-1} F^T \mathbf{x}.$$

The optimal solution \mathbf{z}^* for a fixed \mathbf{x} is fully characterized by the KKT conditions:

$$H \mathbf{z}^* + G_{\mathcal{A}^*}^T \boldsymbol{\lambda}^* + G_{\mathcal{N}^*}^T \boldsymbol{\mu}^* = 0 \quad (4a)$$

$$G_{\mathcal{A}^*} \mathbf{z}^* = \mathbf{w}_{\mathcal{A}^*} + S_{\mathcal{A}^*} \mathbf{x} \quad (4b)$$

$$G_{\mathcal{N}^*} \mathbf{z}^* < \mathbf{w}_{\mathcal{N}^*} + S_{\mathcal{N}^*} \mathbf{x} \quad (4c)$$

$$\boldsymbol{\lambda}^* \geq 0 \quad (4d)$$

$$\boldsymbol{\mu}^* \geq 0 \quad (4e)$$

$$\boldsymbol{\lambda}^{*T} (G_{\mathcal{A}^*} \mathbf{z}^* - \mathbf{w}_{\mathcal{A}^*} - S_{\mathcal{A}^*} \mathbf{x}) = 0 \quad (4f)$$

$$\boldsymbol{\mu}^{*T} (G_{\mathcal{N}^*} \mathbf{z}^* - \mathbf{w}_{\mathcal{N}^*} - S_{\mathcal{N}^*} \mathbf{x}) = 0 \quad (4g)$$

in which (4b) and (4c) are the active and inactive constraints at \mathbf{z}^* , respectively. Assume $G \in \mathbb{R}^{p \times N_p \times n_u}$, $\mathbf{w} \in \mathbb{R}^p$, $S \in \mathbb{R}^{p \times n_x}$ and G_i, w_i, S_i denote the i -th row of G, w, S , the active as well as inactive index sets can be written as,

$$\mathcal{A}^* = \{j \in \{1, \dots, p\} | G_j \mathbf{z}^* = \mathbf{w}_j + S_j \mathbf{x}\}$$

and

$$\mathcal{N}^* = \{j \in \{1, \dots, p\} | G_j \mathbf{z}^* < \mathbf{w}_j + S_j \mathbf{x}\}.$$

It is apparent that $\mathcal{A}^* = \{1, \dots, p\} \setminus \mathcal{N}^*$. For inactive constraint, we have $\boldsymbol{\mu}^* = 0$. If \mathcal{A}^* is fixed and $G_{\mathcal{A}^*}$ is full row rank, we have

$$\boldsymbol{\lambda}^* = -(G_{\mathcal{A}^*} H^{-1} G_{\mathcal{A}^*}^T)^{-1} (\mathbf{w}_{\mathcal{A}^*} + S_{\mathcal{A}^*} \mathbf{x}), \quad (5)$$

as well as

$$\mathbf{z}^* = H^{-1} G_{\mathcal{A}^*}^T (G_{\mathcal{A}^*} H^{-1} G_{\mathcal{A}^*}^T)^{-1} (\mathbf{w}_{\mathcal{A}^*} + S_{\mathcal{A}^*} \mathbf{x}). \quad (6)$$

The local region for which the local affine function (6) is defined is called *critical region*, and can be constructed by the constraints of primal feasibility (4c) and dual feasibility (4d).

Remark 3 For the case that $G_{\mathcal{A}^*}$ is not full row rank, i.e., the rows of $G_{\mathcal{A}^*}$ are linearly dependent, the linear independence constraints qualification (LICQ) is violated according to [20], and this is referred to as the *primary degeneracy* [3] (dual degeneracy can not occur as $H \succ 0$). Assume the rank of $G_{\mathcal{A}^*}$ is r , we can arbitrarily select r independent constraints, and proceed with the new reduced active index set [5].

To search for all the local affine functions and critical regions, one has to enumerate all possible active index sets \mathcal{A}^* , and then apply the KKT conditions accordingly, and then the continuous PWA control law can be obtained. In the next subsection, the lattice PWA representation is shown, which is used to express the resulting continuous PWA control law in our previous work [27].

2.2 Lattice PWA representation

It is stated in [27] that any continuous PWA function can be represented by the lattice PWA representation.

Lemma 4 Let f be a continuous PWA function defined in Definition 1. Then f can be represented as

$$f(\mathbf{x}) = f_{\text{L,d}}(\mathbf{x}) = \max_{i=1, \dots, N} \min_{j \in I_{\geq, i}} u_j(\mathbf{x}), \quad \forall \mathbf{x} \in \Gamma, \quad (7)$$

or

$$f(\mathbf{x}) = f_{\text{L,c}}(\mathbf{x}) = \min_{i=1, \dots, N} \max_{j \in I_{\leq, i}} u_j(\mathbf{x}), \quad \forall \mathbf{x} \in \Gamma, \quad (8)$$

in which $I_{\geq, i} = \{j | u_j(\mathbf{x}) \geq u_i(\mathbf{x}), \forall \mathbf{x} \in \Gamma_i\}$, $I_{\leq, i} = \{j | u_j(\mathbf{x}) \leq u_i(\mathbf{x}), \forall \mathbf{x} \in \Gamma_i\}$, the expressions $\min_{j \in I_{\geq, i}} u_j(\mathbf{x})$ and $\max_{j \in I_{\leq, i}} u_j(\mathbf{x})$ are called term of $f_{\text{L,d}}$ and $f_{\text{L,c}}$, respectively. The affine function $u_j(\mathbf{x})$ is named as *literal*. The region Γ_i is a **unique order (UO) region** that is subset of the local region and the order of the affine functions

$$u_1(\mathbf{x}), \dots, u_N(\mathbf{x}) \quad (9)$$

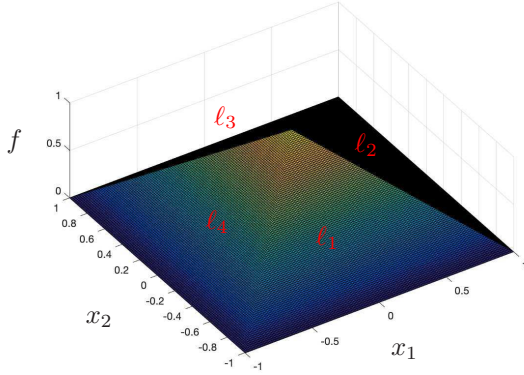
keeps unchanged in the interior of Γ_i . The expression (7) and (8) are called *full disjunctive* and *conjunctive lattice PWA representation*, respectively, in which the name “disjunctive” and “conjunctive” come from the terminology in Boolean algebra.

Consider a 2-dimensional continuous PWA function with 4 affine pieces, Fig. 1 gives an illustration of the UO region and corresponding lattice PWA representations.

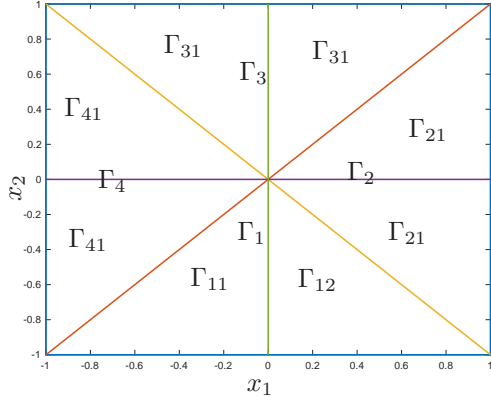
Example 5

$$f = \begin{cases} \ell_1(\mathbf{x}) = -x_2 + 1 & \text{if } \mathbf{x} \in \Gamma_1, \\ \ell_2(\mathbf{x}) = -x_1 + 1 & \text{if } \mathbf{x} \in \Gamma_2, \\ \ell_3(\mathbf{x}) = x_2 + 1 & \text{if } \mathbf{x} \in \Gamma_3, \\ \ell_4(\mathbf{x}) = x_1 + 1 & \text{if } \mathbf{x} \in \Gamma_4 \end{cases} \quad (10)$$

the polyhedral regions $\Gamma_1, \Gamma_2, \Gamma_3, \Gamma_4$ and the 2-dimensional function f are shown in Fig. 1.



(a) Function.



(b) Regions.

Fig. 1. The continuous PWA function in Example 1.

The regions $\Gamma_1, \Gamma_2, \Gamma_3, \Gamma_4$ are local affine regions, and can be divided into UO regions $\Gamma_{11}, \Gamma_{12}, \dots, \Gamma_{41}, \Gamma_{42}$. Take the unique order region Γ_{31} for example, the order of affine functions is,

$$\ell_3 < \ell_2 < \ell_1 < \ell_4.$$

For this continuous PWA function, as it is concave, both the disjunctive and conjunctive lattice PWA representation is,

$$f = \min\{\ell_1, \ell_2, \ell_3, \ell_4\}.$$

According to Lemma 4, for a continuous PWA control law, we can represent it using a lattice PWA function (either disjunctive or conjunctive). The disjunctive lattice PWA representation of explicit linear MPC has been investigated in [27] and [26], in which the continuous PWA control law has been obtained through the MPT toolbox [14] in advance. However, as explained in Section 2.1, for problems with a large number of constraints and high-dimensional state, the number of possible combinations of active constraints increases exponentially, and the derivation of the explicit MPC solution is extremely computational expensive. Hence in this paper, we propose an approximate continuous PWA control laws by sampling only a set of states in the domain of interest. We will show that this approximation utilizes the local affine property of the original explicit MPC control law and is identical to the original control law at the sample points and the unique order regions the sample points lying in. Besides, under mild assumptions, the lattice PWA approximations are identical to the explicit MPC control law in the domain of interest.

3 Lattice PWA approximation of the explicit linear MPC control law

3.1 Generate sample points in the interior of unique order regions

As indicated in Lemma 2, the explicit linear MPC control law U^* is a continuous PWA function with respect to the state \mathbf{x} . Apparently, the first element of U^* , which is \mathbf{u}_0^* , is also a continuous PWA function of \mathbf{x} , i.e., \mathbf{u}_0^* is affine in the local regions that \mathbf{x} lies in. To be simple, we omit the subscript in \mathbf{u}_0^* hereafter in the paper, and use \mathbf{u}^* instead. For $i \in \mathbb{N}_1$, the sample points $(\mathbf{x}_i, \mathbf{u}_i(\mathbf{x}_i)) \in \mathcal{X}_1 \times \mathcal{U}_1$ are generated in the domain of feasible parameters, in which $\mathbf{u}_i(\mathbf{x})$ is the affine function at \mathbf{x}_i such that

$$\mathbf{u}_i(\mathbf{x}_i) = \mathbf{u}^*(\mathbf{x}_i).$$

To be simple, we consider the case $n_u = 1$, and the proposed methodology can be easily extended to the case when $n_u > 1$. Besides, the domain of interest is assumed to be regular.

In this subsection, the training points $\mathbf{x}_i \in \mathcal{X}_1$ are required to be in the interior of the unique order region, i.e., $\mathbf{x}_i \in \text{int}(\Gamma(\mathbf{x}_i))$, in which $\Gamma(\mathbf{x}_i)$ is the corresponding UO region. This means that if $u_{j_1}(\mathbf{x}_i) > u_{j_2}(\mathbf{x}_i)$ holds, then we have

$$u_{j_1}(\mathbf{x}) > u_{j_2}(\mathbf{x}), \forall \mathbf{x} \in \Gamma(\mathbf{x}_i).$$

As a matter of fact, if there are no affine functions $u_{j_1}(\mathbf{x})$ and $u_{j_2}(\mathbf{x})$ such that $u_{j_1}(\mathbf{x}_i) = u_{j_2}(\mathbf{x}_i)$, then $\mathbf{x}_i \in \text{int}(\Gamma(\mathbf{x}_i))$.

Algorithm 1 describes the sampling of training points.

Algorithm 1 *Sampling training points in the explicit linear MPC control law.*

Input: Linear MPC problem, the number of sample points N_1 , sample domain Ω .

Output: The sample data set $\mathcal{X}_1 \times \mathcal{U}_1$.

```

1:  $\mathcal{X}_1 = \emptyset, \mathcal{U}_1 = \emptyset$ .
2: for  $i = 1$  to  $N_1$  do
3:   Generate a grid point  $\mathbf{x}_i$  in  $\Omega$ .
4:   if  $\mathbf{x}_i$  is not an interior point of some UO region
       then
5:     Apply a perturbation until  $\mathbf{x}_i$  is an interior point
       of  $\Gamma(\mathbf{x}_i)$ .
6:   end if
7:   Solve the corresponding QP problem (3) by letting
        $\mathbf{x} = \mathbf{x}_i$ .
8:   Determine the active and inactive index set  $\mathcal{A}^*$ 
       and  $\mathcal{N}^*$ , respectively.
9:   Solve the KKT conditions (4) to get the affine func-
       tion  $\mathbf{z}_i^*$  through (6).
10:  Obtain the optimal input, i.e.,  $U_i(\mathbf{x}_i)$  and  $u_i(\mathbf{x}_i)$ .
11: end for
```

For a feasible state \mathbf{x}_i , line 7 in Algorithm 1 states that the optimal optimal $\mathbf{z}_i^* = U_i^* + H^{-1}F^T\mathbf{x}_i$ can be obtained through the QP problem (3), which, together with the information of \mathbf{x}_i , determine the active and inactive constraints (4b) and (4c), respectively. Therefore, the index set \mathcal{A}_i^* as well as \mathcal{N}_i^* are fixed, and if the matrix $G_{\mathcal{A}_i^*}$ is full row rank, the affine function $\mathbf{z}_i(\mathbf{x}_i)$ can be calculated through (6) (the rank deficient case can be handled as in Remark 3). Then we have

$$U_i(\mathbf{x}_i) = \mathbf{z}_i^*(\mathbf{x}_i) - H^{-1}F^T\mathbf{x}_i, \quad (11)$$

and

$$u_i(\mathbf{x}_i) = \begin{bmatrix} \mathbf{I}_{n_u \times n_u} & \mathbf{0} \cdots \mathbf{0} \end{bmatrix} U_i(\mathbf{x}_i) \quad (12)$$

in which $\mathbf{I}_{n_u \times n_u}$ is the identity matrix with size $n_u \times n_u$.

After evaluating Algorithm 1, we can get the sample data set $\mathcal{X}_1 \times \mathcal{U}_1$, in which \mathcal{U}_1 a set of affine functions $u_i(\mathbf{x}_i)$. It is noted that compared with ordinary sampling, in which only the evaluation of $u_i^*(\mathbf{x}_i)$ is available, here the corresponding affine function is also recorded, which can be used for the lattice PWA approximation in Section 3.2.

3.2 Lattice PWA approximation based on sample points

Now we'll derive both the disjunctive and conjunctive lattice PWA approximations based on the sample data set $\mathcal{X}_1 \times \mathcal{U}_1$.

The disjunctive lattice PWA approximation is constructed via the sample points and can be expressed as

follows,

$$\hat{f}_{L,d}(\mathbf{x}) = \max_{i=1,\dots,N_1} \min_{j \in J_{\geq,i}} u_j(\mathbf{x}), \quad (13)$$

in which the index set $J_{\geq,i}$ is described as

$$J_{\geq,i} = \{j | u_j(\mathbf{x}_i) \geq u_i(\mathbf{x}_i)\}. \quad (14)$$

Similarly, the conjunctive lattice PWA approximation can be described as follows,

$$\hat{f}_{L,c}(\mathbf{x}) = \min_{i=1,\dots,N_1} \max_{j \in J_{\leq,i}} u_j(\mathbf{x}), \quad (15)$$

in which the index set $J_{\leq,i}$ is described as

$$J_{\leq,i} = \{j | u_j(\mathbf{x}_i) \leq u_i(\mathbf{x}_i)\}. \quad (16)$$

Compared with the full disjunctive and conjunctive lattice PWA representations (7), (8), we can see that the lattice PWA approximations (13) and (15) only consider the order of local affine control laws at each sample point. Under certain conditions, which is shown in Assumption 6, the lattice PWA approximations (13) and (15) coincide with the explicit linear MPC control law at the sample points.

Assumption 6 *Ass the distinct affine functions have been sampled.*

Lemma 7 *Assume the disjunctive and conjunctive lattice PWA approximations are constructed through (13) and (15), respectively, suppose Assumption 6 holds, then we have*

$$\hat{f}_{L,d}(\mathbf{x}) = u^*(\mathbf{x}), \forall \mathbf{x} \in \Gamma(\mathbf{x}_i), \forall \mathbf{x}_i \in \mathcal{X}_1, \quad (17)$$

and

$$\hat{f}_{L,c}(\mathbf{x}) = u^*(\mathbf{x}), \forall \mathbf{x} \in \Gamma(\mathbf{x}_i), \forall \mathbf{x}_i \in \mathcal{X}_1. \quad (18)$$

PROOF.

For a UO region $\Gamma(\mathbf{x}_i)$, as the order of affine functions remains unchanged, UO region, the set

$$I_{\geq,i} = \{j | u_j(\mathbf{x}) \geq u_i(\mathbf{x}), \forall \mathbf{x} \in \Gamma(\mathbf{x}_i)\}$$

is identical to $J_{\geq,i}$ for any $\mathbf{x}_i \in \text{int}(\Gamma(\mathbf{x}_i))$. Similarly, the sets $I_{\leq,i}$ and $J_{\leq,i}$ are equivalent for all $\mathbf{x} \in \Gamma(\mathbf{x}_i)$. Therefore, if for some sample data set, all the UO regions have been identified, i.e., the sample index \mathcal{N} satisfies $\bigcup_{i \in \mathcal{N}} \Gamma(\mathbf{x}_i) = \Omega$, and we have

$$u^*(\mathbf{x}) = \max_{i \in \mathcal{N}} \min_{j \in J_{\geq,i}} u_j(\mathbf{x}), \forall \mathbf{x} \in \Omega, \quad (19)$$

$$u^*(\mathbf{x}) = \min_{i \in \mathcal{N}} \max_{j \in J_{\leq, i}} u_j(\mathbf{x}), \forall \mathbf{x} \in \Omega. \quad (20)$$

Therefore, for all $\mathbf{x} \in \Omega$, all $i \in \mathcal{N}$, the following inequalities hold,

$$\min_{j \in J_{\geq, i}} u_j(\mathbf{x}) \leq u^*(\mathbf{x}), \quad (21)$$

and

$$\max_{j \in J_{\leq, i}} u_j(\mathbf{x}) \geq u^*(\mathbf{x}). \quad (22)$$

As the sampled UO regions are only a subset of all UO regions, we have

$$\mathbb{N}_1 \subset \mathcal{N},$$

which means that for $\mathbf{x} \in \Omega$, the inequalities (21) and (22) are valid all $i \in \mathbb{N}_1$.

According to the definition of UO regions, we have

$$\begin{aligned} \min_{j \in J_{\geq, i}} u_j(\mathbf{x}) &= \max_{j \in J_{\leq, i}} u_j(\mathbf{x}) = u^*(\mathbf{x}), \\ \forall \mathbf{x} &\in \Gamma(\mathbf{x}_i), \forall i \in \mathbb{N}_1 \end{aligned}$$

holds, together with (21) and (22) we have (17) and (18).

Remark 8 It is noted that the lattice PWA approximation differs from the other approximations in that the lattice PWA approximation equals the original control law not only at the sample points, but also in the UO regions containing the sample points as interior points, as (17) and (18) shows. In order to achieve this, for each sample point, not only the value but also the specific affine expression of the corresponding control law are recorded, as Algorithm 1 shows.

3.3 Resampling

It is noted that it is actually not easy to guarantee the validity of Assumption 6, i.e., all the local affine functions have been sampled. This is because that some critical regions may be very small, and it is difficult to sample a point in these regions by uniform sampling procedure. In this section, additional points are sampled according to specific rules, which improves the lattice PWA approximations (13) and (15) such that more local affine functions are identified.

As indicated before, if all the local affine functions have been identified, we have (21) and (22) for all $\mathbf{x} \in \Omega$ and $i \in \mathcal{I}$. Hence if (21) and (22) are violated for some \mathbf{x} and i , there should be some local affine functions that have not been sampled.

In fact, it is hard to check the validity of (21) and (22) for all $\mathbf{x} \in \Omega$ and $i \in \mathbb{N}_1$, as the information of $u^*(\mathbf{x})$ is not available. Hence instead, we check the validity of

(21) and (22) for the sample points $\mathbf{x}_i, i \in \mathbb{N}_1$. Besides, we check the validity of

$$\min_{j \in J_{\geq, i}} u_j(\mathbf{x}) \leq \max_{j \in J_{\leq, k}} u_j(\mathbf{x}), \forall i, k \in \mathbb{N}_1, \forall \mathbf{x} \in \Omega, \quad (23)$$

which is a direct result of (21) and (22).

3.3.1 Guaranteeing the validity of (21) and (22) at the sample points

Take the disjunctive lattice PWA approximation for example, if (21) is violated for some $\mathbf{x}_\alpha, \mathbf{x}_\beta \in \mathcal{X}_1$, i.e.,

$$\min_{j \in J_{\geq, \alpha}} u_j(\mathbf{x}_\beta) > u^*(\mathbf{x}_\beta) = u_\beta(\mathbf{x}_\beta), \quad (24)$$

we can add sample points in the line segment

$$\mathcal{L}(\mathbf{x}_\alpha, \mathbf{x}_\beta) = \lambda \mathbf{x}_\alpha + (1 - \lambda) \mathbf{x}_\beta, \lambda \in (0, 1) \quad (25)$$

such that (21) is satisfied for α and \mathbf{x}_β , which is shown in Lemma 9.

Lemma 9 Assume there are 2 points $\mathbf{x}_\alpha, \mathbf{x}_\beta$ such that (24) holds, then there must be some point $\mathbf{x}_\gamma \in \mathcal{L}(\mathbf{x}_\alpha, \mathbf{x}_\beta)$, which is defined in (25), and the corresponding control solution u_γ , such that the following inequality,

$$u_\gamma(\mathbf{x}_\alpha) \geq u_\alpha(\mathbf{x}_\alpha), u_\gamma(\mathbf{x}_\beta) \leq u_\beta(\mathbf{x}_\beta) \quad (26)$$

hold.

Besides, by adding \mathbf{x}_γ to the sample data set, we have

$$\min_{j \in J_{\geq, \alpha}} u_j(\mathbf{x}_\beta) \leq u_\beta(\mathbf{x}_\beta). \quad (27)$$

PROOF. As the optimal control solution u^* is continuous PWA, it is still continuous PWA when restricted to the line segment $\mathcal{L}(\mathbf{x}_\alpha, \mathbf{x}_\beta)$.

Define an index set $\text{aff}(\mathbf{x}_\alpha, \mathbf{x}_\beta)$ as

$$\text{aff}(\mathbf{x}_\alpha, \mathbf{x}_\beta) = \{j | \exists \mathbf{x} \in \mathcal{L}(\mathbf{x}_\alpha, \mathbf{x}_\beta) \text{ such that } u^*(\mathbf{x}) = u_j(\mathbf{x})\},$$

i.e., the index set $\text{aff}(\mathbf{x}_\alpha, \mathbf{x}_\beta)$ includes all the indices of affine functions in $u^*(\mathbf{x})$ when restricted to $\mathcal{L}(\mathbf{x}_\alpha, \mathbf{x}_\beta)$.

According to [27], we have

$$\min_{j \in S_{\geq, \alpha}} u_j(\mathbf{x}) \leq u_\beta(\mathbf{x}_\beta), \forall \mathbf{x} \in \mathcal{L}(\mathbf{x}_\alpha, \mathbf{x}_\beta),$$

in which $S_{\geq, \alpha}$ is the index set such that

$$S_{\geq, \alpha} = \{j \in \text{aff}(\mathbf{x}_\alpha, \mathbf{x}_\beta) | u_j(\mathbf{x}_\alpha) \geq u_\alpha(\mathbf{x}_\alpha)\}.$$

Apparently, there should be some $\gamma \in S_{\geq, \alpha}$, such that (26) is valid.

Therefore, if we add one of these \mathbf{x}_γ to the sample point set, we have

$$\gamma \in J_{\geq, \alpha}.$$

Hence (27) is valid.

It is noted that for the case when (22) is violated, we have similar results.

Corollary 10 Assume there are 2 points $\mathbf{x}_\alpha, \mathbf{x}_\beta$ such that the following inequality holds,

$$\max_{j \in J_{\leq, \alpha}} u_j(\mathbf{x}_\beta) < u^*(\mathbf{x}_\beta) = u_\beta(\mathbf{x}_\beta), \quad (28)$$

then there must be some point $\mathbf{x}_\gamma \in \mathcal{L}(\mathbf{x}_\alpha, \mathbf{x}_\beta)$, and the corresponding control solution u_γ satisfies the following inequality,

$$u_\gamma(\mathbf{x}_\alpha) \leq u_\alpha(\mathbf{x}_\alpha), u_\gamma(\mathbf{x}_\beta) \geq u_\beta(\mathbf{x}_\beta). \quad (29)$$

Besides, by adding \mathbf{x}_γ to the sample data set, we have

$$\min_{j \in J_{\leq, \alpha}} u_j(\mathbf{x}_\beta) \geq u_\beta(\mathbf{x}_\beta). \quad (30)$$

When (24) or (28) hold, in order to construct a continuous PWA function and ensure the validity of (21) and (22) for every sample point in the line segment $\mathcal{L}(\mathbf{x}_\alpha, \mathbf{x}_\beta)$, the line segment is recursively partitioned to generate new sample points, as Algorithm 2 shows.

Algorithm 2 Recursive partitioning of the line segment $\mathcal{L}(\mathbf{x}_\alpha, \mathbf{x}_\beta)$ in the case that (24) or (28) hold.

Input: Linear MPC problem, initial sample data set $\mathcal{X}_1 \times \mathcal{U}_1$, the line segment $\mathcal{L}(\mathbf{x}_\alpha, \mathbf{x}_\beta)$.

Output: The additional sample data set $\mathcal{X}_2 \times \mathcal{U}_2$.

```

1: Initialize flag = 1,  $\mathcal{X}_2 = \emptyset$ ,  $\mathcal{U}_2 = \emptyset$ .
2: while flag do
3:    $N_a = 0$ ;
4:   for  $\mathbf{x}_i \in \mathcal{X}_1 \cup \mathcal{X}_2$  do
5:     Select corresponding  $u_i(\mathbf{x}_i) \in \mathcal{U}_1 \cup \mathcal{U}_2$ .
6:     if  $\text{sign}(u_i(\mathbf{x}_i) - u_{i+1}(\mathbf{x}_i)) = \text{sign}(u_i(\mathbf{x}_{i+1}) - u_{i+1}(\mathbf{x}_{i+1}))$  then
7:        $N_a = N_a + 1$ .
8:       Add a point  $\mathbf{x}_{\text{new}} = 0.5(\mathbf{x}_i + \mathbf{x}_{i+1})$  to  $\mathcal{X}_2$ .
9:       Calculate the corresponding affine function  $u^*(\mathbf{x}_{\text{new}})$  through line 7-9 of Algorithm 1, add to  $\mathcal{U}_2$ .
10:    end if
11:  end for
12:  if  $N_a = 0$  then
```

```

13:    flag = 0.
14:  end if
15: end while
```

Lemma 11 shows that if we add points according to Algorithm 2, (21) and (22) are satisfied for all the sample points in $\mathcal{L}(\mathbf{x}_\alpha, \mathbf{x}_\beta)$.

Lemma 11 Given the line segment $\mathcal{L}(\mathbf{x}_\alpha, \mathbf{x}_\beta)$ such that (24) holds, if we add points according to Algorithm 2, then we have

$$\min_{j \in J_{\geq, i}} u_j(\mathbf{x}_k) \leq u_k(\mathbf{x}_k), \forall \mathbf{x}_i, \mathbf{x}_k \in \mathcal{L}(\mathbf{x}_\alpha, \mathbf{x}_\beta) \cap (\mathcal{X}_1 \cup \mathcal{X}_2) \quad (31)$$

and

$$\max_{j \in J_{\leq, i}} u_j(\mathbf{x}_k) \geq u_k(\mathbf{x}_k), \forall \mathbf{x}_i, \mathbf{x}_k \in \mathcal{L}(\mathbf{x}_\alpha, \mathbf{x}_\beta) \cap (\mathcal{X}_1 \cup \mathcal{X}_2). \quad (32)$$

PROOF. After evaluating Algorithm 2, the condition

$$(u_i(\mathbf{x}_i) - u_{i+1}(\mathbf{x}_i)) \cdot (u_i(\mathbf{x}_{i+1}) - u_{i+1}(\mathbf{x}_{i+1})) \leq 0 \quad (33)$$

are satisfied for all points $\mathbf{x}_i \in \mathcal{L}(\mathbf{x}_\alpha, \mathbf{x}_\beta)$, which corresponds to 2 cases as shown in Fig. 2. To be general, here we only consider the case when $u_i \neq u_{i+1}$, for the case $u_i = u_{i+1}$, the affine function u_i can connect the 2 points. Then we can construct a continuous PWA function connecting 2 points \mathbf{x}_i and \mathbf{x}_{i+1} , i.e., $\min\{u_i, u_{i+1}\}$ for case 1 and $\max\{u_i, u_{i+1}\}$ for case 2.

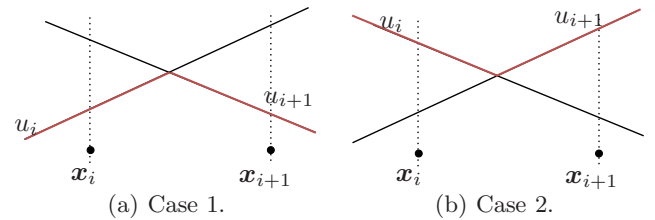


Fig. 2. 2 cases satisfying (33).

Suppose the constructed disjunctive and conjunctive continuous PWA functions connecting $\mathbf{x}_\alpha, \mathbf{x}_\beta$ are \hat{f}_1 and \hat{f}_2 , respectively, then we have

$$\hat{f}_1(\mathbf{x}_k) = \hat{f}_2(\mathbf{x}_k) = u_k(\mathbf{x}_k), \forall \mathbf{x}_k \in \mathcal{L}(\mathbf{x}_\alpha, \mathbf{x}_\beta) \cap (\mathcal{X}_1 \cup \mathcal{X}_2).$$

Define the index sets $\text{aff}_1(\mathbf{x}_\alpha, \mathbf{x}_\beta), \text{aff}_2(\mathbf{x}_\alpha, \mathbf{x}_\beta)$ as

$$\text{aff}_1(\mathbf{x}_\alpha, \mathbf{x}_\beta) = \{j | \exists \mathbf{x} \in \mathcal{L}(\mathbf{x}_\alpha, \mathbf{x}_\beta) \text{ such that } \hat{f}_1(\mathbf{x}) = u_j(\mathbf{x})\},$$

and

$$\text{aff}_2(\mathbf{x}_\alpha, \mathbf{x}_\beta) = \{j | \exists \mathbf{x} \in \mathcal{L}(\mathbf{x}_\alpha, \mathbf{x}_\beta) \text{ such that } \hat{f}_2(\mathbf{x}) = u_j(\mathbf{x})\}.$$

We then have

$$\min_{j \in J_{\geq, i} \cap \text{aff}_1(\mathbf{x}_\alpha, \mathbf{x}_\beta)} u_j(\mathbf{x}_k) \leq u_k(\mathbf{x}_k) \\ \forall \mathbf{x}_i, \mathbf{x}_k \in \mathcal{L}(\mathbf{x}_\alpha, \mathbf{x}_\beta) \cap (\mathcal{X}_1 \cup \mathcal{X}_2)$$

and

$$\max_{j \in J_{\leq, i} \cap \text{aff}_2(\mathbf{x}_\alpha, \mathbf{x}_\beta)} u_j(\mathbf{x}_k) \geq u_k(\mathbf{x}_k) \\ \forall \mathbf{x}_i, \mathbf{x}_k \in \mathcal{L}(\mathbf{x}_\alpha, \mathbf{x}_\beta) \cap (\mathcal{X}_1 \cup \mathcal{X}_2).$$

According to the above inequalities, we have (31) and (32).

Algorithm 2 can be run repeatedly until for all the sample points $(\mathbf{x}_i, u_i) \in (\mathcal{X}_1 \cup \mathcal{X}_2) \times (\mathcal{U}_1 \cup \mathcal{U}_2)$, we have (21) and (22), thus the resulting lattice PWA approximation equals the original control solution at all sample points and the UO regions the sample points lying in, as Lemma 7 shows.

3.3.2 Guaranteeing the validity of (23)

If (23) is violated, i.e., there is some α, β , and a point $\mathbf{x}_\gamma \in \Omega$ such that

$$\min_{j \in J_{\geq, \alpha}} u_j(\mathbf{x}_\gamma) > \max_{j \in J_{\leq, \beta}} u_j(\mathbf{x}_\gamma), \quad (34)$$

then at least one of the inequalities

$$\min_{j \in J_{\geq, \alpha}} u_j(\mathbf{x}_\gamma) > u^*(\mathbf{x}_\gamma) \quad (35)$$

and

$$\max_{j \in J_{\leq, \beta}} u_j(\mathbf{x}_\gamma) < u^*(\mathbf{x}_\gamma). \quad (36)$$

is valid. This is apparent, as if both (35) and (36) do not hold, we have

$$\min_{j \in J_{\geq, \alpha}} u_j(\mathbf{x}_\gamma) \leq \max_{j \in J_{\leq, \beta}} u_j(\mathbf{x}_\gamma),$$

which contradicts (34).

If (35) holds, then sample points can be added to the line segment $\mathcal{L}(\mathbf{x}_\alpha, \mathbf{x}_\gamma)$ similar to Section 3.3.1 to ensure

$$\min_{j \in J_{\geq, i}} u_j(\mathbf{x}_k) \leq u_k(\mathbf{x}_k)$$

for all the sample points in $\mathcal{L}(\mathbf{x}_\alpha, \mathbf{x}_\gamma)$.

For the conjunctive case, if (36) is valid, we can also add sample points in the line segment $\mathcal{L}(\mathbf{x}_\beta, \mathbf{x}_\gamma)$ such that

$$\max_{j \in J_{\leq, i}} u_j(\mathbf{x}_k) \geq u_k(\mathbf{x}_k)$$

for all the sample points in $\mathcal{L}(\mathbf{x}_\beta, \mathbf{x}_\gamma)$.

To check whether (23) is satisfied, the following optimization problem can be solved,

$$\min_{\mathbf{x}} \max_{j \in J_{\leq, i}} u_j(\mathbf{x}) - \min_{j \in J_{\geq, k}} u_j(\mathbf{x}) \\ s.t. \quad \mathbf{x} \in \Omega,$$

with $i, k \in \mathbb{N}_1$. If the optimal value is nonnegative, then (23) holds. The optimization can be transformed into an equivalent linear programming (LP) problem,

$$\min_{\mathbf{x}, y_1, y_2} y_1 + y_2 \\ s.t. \quad \mathbf{x} \in \Omega, \\ u_j(\mathbf{x}) \leq y_1, \forall j \in J_{\leq, i} \\ u_j(\mathbf{x}) \geq -y_2, \forall j \in J_{\geq, k}, \quad (37)$$

which is easy to solve as Ω is a polyhedron. If we find an optimum value that is negative, which means that (34) holds, as indicated before, then we can generate more sample points until the optimal value of the optimization problem is nonnegative for all sample indices. The process of guaranteeing the validity of (23) is shown in Algorithm 3.

Algorithm 3 *Resampling in order to guarantee the validity of (23).*

Input: Linear MPC problem, initial sample data set $\mathcal{X}_1 \times \mathcal{U}_1$.

Output: The additional sample data set $\mathcal{X}_3 \times \mathcal{U}_3$.

- 1: Initialize $\mathcal{X}_3 = \emptyset, \mathcal{U}_3 = \emptyset$.
 - 2: Solve the linear programming problem (37) for all $\mathbf{x}_i, \mathbf{x}_k \in \mathcal{X}_1$.
 - 3: Record the pairs of (i, k) and the optimal \mathbf{x} such that the optimum value is negative, denote as (α, β) and \mathbf{x}_γ respectively.
 - 4: **while** $(\alpha, \beta) \neq \emptyset$ **do**
 - 5: **for all** (α, β) **do**
 - 6: **if** (35) holds **then**
 - 7: Add points in $\mathcal{L}(\mathbf{x}_\alpha, \mathbf{x}_\gamma)$ according to Algorithm 2.
 - 8: **else**
 - 9: Add points point in $\mathcal{L}(\mathbf{x}_\gamma, \mathbf{x}_\beta)$ according to Algorithm 2.
 - 10: **end if**
 - 11: Update \mathcal{X}_3 and \mathcal{U}_3 by incorporating the added points.
 - 12: **end for**
 - 13: Solve the linear programming problem (37) for all $\mathbf{x}_i, \mathbf{x}_k \in \mathcal{X}_1 \cup \mathcal{X}_3$ to find if there is combination (α, β) such that (34) holds.
 - 14: **end while**
-

Remark 12 It is noted that although the bounds have been loosed, the checking of (23) is with respect to the whole domain Ω , not only the sample points. Besides, in general, \mathbf{x}_γ in (34) is not in the sample set \mathcal{X}_1 , and to check whether (35) or (36) holds, we have to recompute $u^*(\mathbf{x}_\gamma)$ through line 7-9 of Algorithm 1.

A simple 1-dimensional example is used to illustrate the process of constructing the disjunctive and conjunctive lattice PWA approximations and the resampling procedure.

Example 13 Consider a 1-dimensional continuous PWA function as in [27],

$$u(x) = \begin{cases} \ell_1(x) = 0.5x + 0.5 & x \in [0, 1], \\ \ell_2(x) = 2x - 1 & x \in [1, 1.5], \\ \ell_3(x) = 2 & x \in [1.5, 3.5], \\ \ell_4(x) = -2x + 9 & x \in [3.5, 4], \\ \ell_5(x) = -0.5x + 3 & x \in [4, 5], \end{cases}$$

the plot of which is shown in Fig. 3.

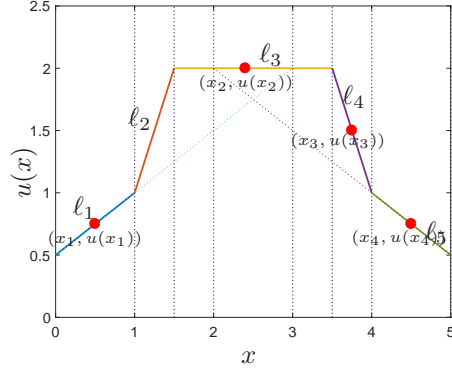


Fig. 3. A 1-dimensional continuous PWA function.

Suppose we choose sample points as $(x_1, u(x_1)) = (0.5, 0.75)$, $(x_2, u(x_2)) = (2.4, 2)$, $(x_3, u(x_3)) = (3.75, 1.5)$, $(x_4, u(x_4)) = (4.5, 0.75)$, then the disjunctive lattice PWA approximation is

$$\hat{f}_{L,d} = \max\{\min\{\ell_1, \ell_3, \ell_4, \ell_5\}, \min\{\ell_3, \ell_4\}, \min\{\ell_1, \ell_3, \ell_4\}, \min\{\ell_1, \ell_3, \ell_5\}\}.$$

The conjunctive lattice PWA approximation is constructed as,

$$\hat{f}_{L,c} = \min\{\ell_1, \max\{\ell_3, \ell_5\}, \max\{\ell_4, \ell_5\}, \max\{\ell_4, \ell_5\}\}.$$

It is apparent that the affine function ℓ_2 has not been sampled and we now check whether (21), (22) and (23) are satisfied.

For the sample point $x_1 = (0.5, 0.75)$, we have

$$\min_{j \in J_{\geq, 2}} u_j(x_1) = \min\{\ell_3(x_1), \ell_4(x_1)\} > \ell_1(x_1),$$

which means that not all affine functions have been sampled and more sample points should be added between $x_1 = 0.5$ and $x_2 = 2.4$. Applying Algorithm 2 and we get the newly sampled points $x_5 = 1.2$ and $u(x_5) = 2 \times 1.2 - 1 = 1.4$.

Moreover, compare the term ℓ_1 in the conjunctive case and $\min\{\ell_3, \ell_4\}$ in the disjunctive case, we formulate the optimization problem as in (37),

$$\min_{x \in [0.5]} \ell_1 - \min\{\ell_3, \ell_4\},$$

which reaches the optimum value -1.5 when $x = 0$. This means that either (35) or (36) holds for $x_\alpha = 2.5$ and $x_\gamma = 0$. As $x_\gamma = 0$ is not a sample point, the value $f(x_\gamma)$ has to be calculated through the original continuous PWA function (for the explicit optimal control law, line 7-9 of Algorithm 1 are evaluated). As $f(0) = 0.5$, we have

$$\min\{\ell_3(0), \ell_4(0)\} > f(0),$$

which means that not all affine functions have been sampled and more sample points should be added between $x_\gamma = 0$ and $x_2 = 2.6$. Applying Algorithm 3, we add sample point $x_6 = 1.3$ and $u(x_6) = 1.6$.

Till now, all the distinct affine functions ℓ_1, \dots, ℓ_5 have been sampled, and we get the following lattice PWA approximations as,

$$\hat{f}_{L,d} = \max\{\min\{\ell_1, \ell_3, \ell_4, \ell_5\}, \min\{\ell_2, \ell_3, \ell_4\}, \min\{\ell_2, \ell_3, \ell_4, \ell_5\}, \min\{\ell_1, \ell_2, \ell_3, \ell_4\}, \min\{\ell_1, \ell_2, \ell_3, \ell_5\}\}.$$

and

$$\hat{f}_{L,c} = \min\{\max\{\ell_1, \ell_2\}, \max\{\ell_1, \ell_2\}, \max\{\ell_1, \ell_3, \ell_5\}, \max\{\ell_4, \ell_5\}, \max\{\ell_4, \ell_5\}\}.$$

For all x , as $\min\{\ell_2, \ell_3, \ell_4\} \geq \min\{\ell_2, \ell_3, \ell_4, \ell_5\}$ and $\min\{\ell_2, \ell_3, \ell_4\} \geq \min\{\ell_1, \ell_2, \ell_3, \ell_4\}$, the disjunctive approximation $\hat{f}_{L,d}$ can be further expressed as,

$$\hat{f}_{L,d} = \max\{\min\{\ell_1, \ell_3, \ell_4, \ell_5\}, \min\{\ell_2, \ell_3, \ell_4\}, \min\{\ell_1, \ell_2, \ell_3, \ell_5\}\}.$$

Similarly, the conjunctive approximation can be rewritten as,

$$\hat{f}_{L,c} = \min\{\max\{\ell_1, \ell_2\}, \max\{\ell_1, \ell_3, \ell_5\}, \max\{\ell_4, \ell_5\}\}.$$

Fig. 4 and 5 give the plot of $\hat{f}_{L,d}$ and $\hat{f}_{L,c}$. It is apparent

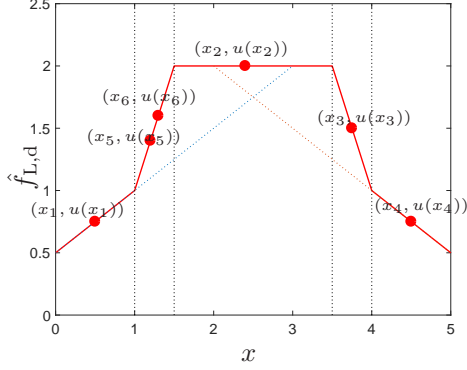


Fig. 4. The disjunctive lattice PWA approximation.

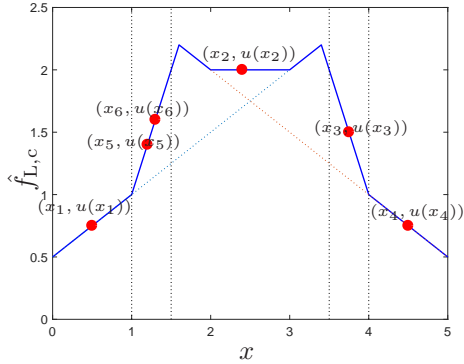


Fig. 5. The conjunctive lattice PWA approximation.

that for this simple example, after resampling, the disjunctive approximation $\hat{f}_{L,d}$ equals $u(x)$, and there is **deviation** between the conjunctive approximation $\hat{f}_{L,c}$ and $u(x)$. However, both $\hat{f}_{L,d}$ and $\hat{f}_{L,c}$ are identical to $u(x)$ at the sample points x_1, \dots, x_6 and $\Gamma(x_1), \dots, \Gamma(x_6)$, confirming Lemma 7.

3.4 Simplification of the lattice PWA approximation

In Example 13, duplicated or redundant terms have been removed from the lattice PWA approximation, which simplifies the approximation. When the number of elements in \mathbb{N}_1 is large, the evaluation of (13) and (15) are not easy, hence the simplification is considered in this section.

The simplification of a disjunctive lattice PWA function has been addressed in [27], for which the detailed subregions of the PWA function are known. In this paper,

the information of the subregions of the PWA function is unknown, besides, it is hard to derive the expression of the subregion polyhedra through the lattice PWA approximation. Hence in this section, the disjunctive and conjunctive lattice PWA approximations are simplified according to the following axiom. Assume the set C denotes the codomain of affine functions u_1, \dots, u_M , the operations \vee and \wedge are defined as follows,

$$u_i \vee u_j = \max\{u_i, u_j\}, u_i \wedge u_j = \min\{u_i, u_j\}.$$

It has been shown in [25] that the set C together with the operations \vee and \wedge , constitutes a distributive lattice, and the following axiom holds for all $u_i, u_j \in C$.

$$A1 : \begin{aligned} u_i \vee (u_i \wedge u_j) &= u_i \\ u_i \wedge (u_i \vee u_j) &= u_i. \end{aligned}$$

Actually, the above axiom has been used in the simplification of lattice PWA approximations $\hat{f}_{L,d}$ and $\hat{f}_{L,c}$ in Example 13.

The disjunctive and conjunctive lattice PWA approximations of explicit MPC control law are illustrated using a small example of linear discrete-time system.

Example 14 Consider the discrete-time double integrator example introduced in [17]. The system dynamics can be written as

$$x_{k+1} = \begin{bmatrix} 1 & T_s \\ 0 & 1 \end{bmatrix} x_k + \begin{bmatrix} T_s^2 \\ T_s \end{bmatrix} u_k$$

where the sampling interval T_s is 0.3. Consider the MPC problem with $Q = \text{diag}(1, 0)$, $R = 1$, P is the solution of the discrete-time algebraic Riccati equation. The system constraints are $-1 \leq u_k \leq 1$ and $-0.5 \leq x_{k,2} \leq 0.5$. The region is set to be $[-2.8, 2.8] \times [-0.8, 0.8]$.

In order to derive the lattice PWA approximation, 441 points (21×21) are uniformly generated in the region $[-1, 1]^2$. For all the 441 points, 68 points reach the boundary of some subregions, and we apply perturbations to move the points to the interior of some UO regions. There are 5 distinct affine functions, which are,

$$\begin{aligned} u_1 &= -0.8082x_1 - 1.1559x_2; \\ u_2 &= -3.3333x_2 - 2.6667; \\ u_3 &= -3.3333x_2 + 2.6667; \\ u_4 &= -1; u_5 = 1. \end{aligned}$$

We generate 441 terms and after the simplification of terms, the following lattice PWA approximations are ob-

tained,

$$\hat{f}_{L,d}(\mathbf{x}) = \max\{u_2(\mathbf{x}), u_4(\mathbf{x}), \min(u_1(\mathbf{x}), u_3(\mathbf{x}), u_5(\mathbf{x}))\},$$

and

$$\hat{f}_{L,c}(\mathbf{x}) = \min\{\max(u_1(\mathbf{x}), u_2(\mathbf{x}), u_4(\mathbf{x})), u_3(\mathbf{x}), u_5(\mathbf{x})\}.$$

Readers can verify that the disjunctive and conjunctive approximations are equivalent. Fig. 6(a) gives the optimal MPC controller generated by MPT3 [14], the linear subregions is also shown, see Fig. 6(b). For this example, the lattice PWA approximations are identical to the explicit MPC. In the next section, we will demonstrate that if all the affine functions have been sampled and the 2 lattice PWA approximations are identical, then both of them equal the optimal MPC controller.

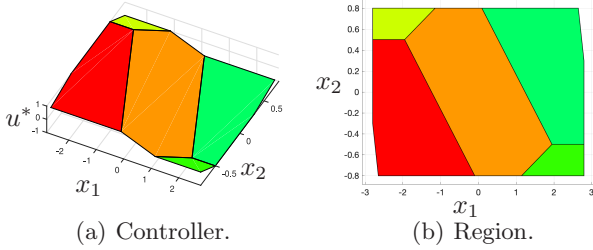


Fig. 6. The explicit MPC controller in Example 14.

4 Approximation error and computational complexity

After evaluating Algorithm 1-3, we get the sample point set $(\mathcal{X}_1 \cup \mathcal{X}_2 \cup \mathcal{X}_3) \times (\mathcal{U}_1 \cup \mathcal{U}_2 \cup \mathcal{U}_3)$, and we use $\mathcal{X} = \mathcal{X}_1 \cup \mathcal{X}_2 \cup \mathcal{X}_3$ and $\mathcal{U} = \mathcal{U}_1 \cup \mathcal{U}_2 \cup \mathcal{U}_3$ to denote the sample point set. Assume $\mathcal{X} = \{\mathbf{x}_1, \dots, \mathbf{x}_{N_s}\}$, given both the disjunctive and conjunctive lattice PWA approximations, the deviation between the approximations and the optimal control law can be derived.

Theorem 15 Suppose

$$\hat{f}_{L,d}(\mathbf{x}) = \max_{i \in \{1, \dots, N_s\}} \min_{j \in J_{\geq, i}} u_j(\mathbf{x})$$

and

$$\hat{f}_{L,c}(\mathbf{x}) = \min_{i \in \{1, \dots, N_s\}} \max_{j \in J_{\leq, i}} u_j(\mathbf{x})$$

are the disjunctive and conjunctive lattice PWA approximations of the optimal control law $u^*(\mathbf{x})$ over the domain Ω , assume Assumption 6 holds, denote

$$\varepsilon = \max_{\mathbf{x}} (\hat{f}_{L,c}(\mathbf{x}) - \hat{f}_{L,d}(\mathbf{x})) \quad (38)$$

then we have

$$-\varepsilon \leq \hat{f}_{L,d}(\mathbf{x}) - u^*(\mathbf{x}) \leq 0 \quad (39)$$

and

$$0 \leq \hat{f}_{L,c}(\mathbf{x}) - u^*(\mathbf{x}) \leq \varepsilon. \quad (40)$$

Furthermore, if $\varepsilon = 0$, we have

$$\hat{f}_{L,d}(\mathbf{x}) = \hat{f}_{L,c}(\mathbf{x}) = u^*(\mathbf{x}), \forall \mathbf{x} \in \Omega. \quad (41)$$

PROOF. According to the proof of Lemma 7, if Assumption 6 holds, we have (21) and (22). Then the following is valid,

$$\hat{f}_{L,d}(\mathbf{x}) \leq u^*(\mathbf{x}) \leq \hat{f}_{L,c}(\mathbf{x}), \forall \mathbf{x} \in \Omega.$$

According to (38), we have (39) and (40).

Furthermore, if $\varepsilon = 0$, then both approximations are identical to the optimal control law in the region Ω , i.e., (41) holds.

For problems with high dimension, it is hard to check whether $\hat{f}_{L,d}(\mathbf{x}) = \hat{f}_{L,c}(\mathbf{x})$ for all $\mathbf{x} \in \Omega$. In practice, we fulfill this by generating a huge number of i.i.d. sample points, which constitute a validation data set $\mathcal{X}_{\text{validate}} = \{\mathbf{x}_i, i = 1, \dots, N_v\}$. For each sample point, define an indicator function as

$$I(\mathbf{x}_i) := \begin{cases} 1 & \text{if } \hat{f}_{L,d}(\mathbf{x}_i) = \hat{f}_{L,c}(\mathbf{x}_i) \\ 0 & \text{if } \hat{f}_{L,d}(\mathbf{x}_i) \neq \hat{f}_{L,c}(\mathbf{x}_i) \end{cases}$$

then the random variables $I(\mathbf{x}_i), i = 1, \dots, N_v$ are also i.i.d. Denote the probability for $I(\mathbf{x}_i) = 1$ as μ , i.e. $\mathbb{P}[I(\mathbf{x}_i) = 1] = \mu$, then according to Hoeffding's inequality [16], we have

$$\mathbb{P}[|\mu - \bar{I}| \geq \epsilon] \leq 2 \exp(-2N_v \epsilon^2),$$

in which $\bar{I} = \frac{1}{N_v} \sum_{k=1}^{N_v} I(\mathbf{x}_k)$. Therefore, we have

$$\mathbb{P}[\mu \geq \bar{I} - \epsilon] > 1 - 2 \exp(-2N_v \epsilon^2)$$

meaning that with confidence $1 - 2 \exp(-2N_v \epsilon^2)$, the probability that the lattice PWA approximations $\hat{f}_{L,d}$ and $\hat{f}_{L,c}$ are identical is larger than $\bar{I} - \epsilon$. If $\bar{I} = 1$, then by setting a small enough threshold ϵ , we can say that with confidence $1 - 2 \exp(-2N_v \epsilon^2)$, the lattice PWA approximation $\hat{f}_{L,d}$ and $\hat{f}_{L,c}$ are almost identical, both equal the optimal control law. For example, if $\epsilon = 10^{-3}$, then $N_v \geq 5 \times 10^6$ can ensure that the confidence is almost 1. The process for checking whether the lattice PWA approximations equal can be shown in Algorithm 4, which also generate additional sample data if the approximations are not equal. After evaluating Algorithm 4, we can get statistical error-free lattice PWA approximations to the linear explicit MPC control law.

Algorithm 4 *Deriving statistical error-free lattice PWA approximations to the linear explicit MPC control law.*

Input: The disjunctive and conjunctive lattice PWA approximations $\hat{f}_{L,d}$ and $\hat{f}_{L,c}$.

Output: The confidence δ and the probability \mathbb{P} , such that with confidence δ , the probability that $\hat{f}_{L,d}(\mathbf{x}) = \hat{f}_{L,c}(\mathbf{x}), \forall \mathbf{x} \in \Omega$ is larger than \mathbb{P} .

1: Initialize $\bar{I} = 0$, the set $\mathcal{X}_{\text{resample}}$ is set to be empty set.

2: **while** $\bar{I} < 1$ **do**

3: Randomly generate N_v validate points $\mathbf{x}_1, \dots, \mathbf{x}_{N_v}$ in Ω , calculate the corresponding function value $\hat{f}_{L,d}$ and $\hat{f}_{L,c}$.

4: **for** $k = 1 : N_v$ **do**

5: Calculate the difference $\hat{f}_{L,d}(\mathbf{x}_k) - \hat{f}_{L,c}(\mathbf{x}_k)$, i.e., $I(\mathbf{x}_k)$.

6: **if** $I(\mathbf{x}_k) \neq 1$ **then**

7: Add \mathbf{x}_k to $\mathcal{X}_{\text{resample}}$.

8: **end if**

9: **end for**

10: $\bar{I} = \frac{1}{N_v} \sum_{k=1}^{N_v} I(\mathbf{x}_k)$.

11: Update $\hat{f}_{L,d}$ and $\hat{f}_{L,c}$ according to $\mathcal{X}_{\text{resample}}$.

12: Set $\mathcal{X}_{\text{resample}} = \emptyset$.

13: **end while**

14: The confidence $\delta = 1 - 2 \exp(-2N_v\epsilon^2)$, the probability $\mathbb{P} = 1 - \epsilon$, in which ϵ is a user-defined value.

After the evaluation of Algorithm 4, we can guarantee that with confidence $\delta = 1 - 2 \exp(-2N_v\epsilon^2)$, the probability that the approximated lattice PWA control law $\hat{f}_{L,d}$ and $\hat{f}_{L,c}$ coincide with the optimal control law is larger than $1 - \epsilon$. This is because that if $\bar{I} \neq 1$, by updating $\hat{f}_{L,d}$ and $\hat{f}_{L,c}$ according to $\mathcal{X}_{\text{resample}}$, the lattice PWA approximation is more close to u^* , as Lemma 16 shows.

Lemma 16 *Given $\hat{f}_{L,d}$ and $\hat{f}_{L,c}$, suppose Assumption 6 holds, if $\bar{I} \neq 1$, for any $\mathbf{x}_k \in \mathcal{X}_{\text{resample}}$, denote*

$$\hat{f}_1 = \max\{\hat{f}_{L,d}, \min_{j \in J_{\geq,k}} u_j(\mathbf{x})\}$$

and

$$\hat{f}_2 = \max\{\hat{f}_{L,c}, \max_{j \in J_{\leq,k}} u_j(\mathbf{x})\}$$

then we have

$$\|\hat{f}_1 - u^*\|_\infty \leq \|\hat{f}_{L,d} - u^*\|_\infty, \|\hat{f}_2 - u^*\|_\infty \leq \|\hat{f}_{L,c} - u^*\|_\infty. \quad (42)$$

PROOF. As Assumption 6 holds, for all $\mathbf{x}_k \in \mathcal{X}_{\text{resample}}$, we have

$$\min_{j \in J_{\geq,k}} u_j(\mathbf{x}) \leq u^*(\mathbf{x}), \forall \mathbf{x} \in \Omega$$

and

$$\max_{j \in J_{\leq,k}} u_j(\mathbf{x}) \geq u^*(\mathbf{x}), \forall \mathbf{x} \in \Omega.$$

Hence we have

$$\hat{f}_{L,d}(\mathbf{x}) \leq \hat{f}_1(\mathbf{x}) \leq u^*(\mathbf{x}),$$

and the following inequality,

$$u^*(\mathbf{x}) - \hat{f}_1(\mathbf{x}) \leq u^*(\mathbf{x}) - \hat{f}_{L,d}(\mathbf{x}), \forall \mathbf{x} \in \Omega. \quad (43)$$

For the conjunctive case, similarly we have

$$u^*(\mathbf{x}) \leq \hat{f}_2(\mathbf{x}) \leq \hat{f}_{L,c}(\mathbf{x}), \forall \mathbf{x} \in \Omega,$$

which means

$$\hat{f}_2(\mathbf{x}) - u^*(\mathbf{x}) \leq \hat{f}_{L,c}(\mathbf{x}) - u^*(\mathbf{x}), \forall \mathbf{x} \in \Omega.$$

Together with (43) we have (42).

4.1 Complexity analysis

4.1.1 Online evaluation

Assume there are \tilde{N} terms in the final approximation, according to [26], the worst-case online evaluation complexity is $O(\tilde{N}^2)$. In general, we have $\tilde{N} \ll N_s$, hence the online evaluation is very fast.

4.1.2 Storage requirements

Assume the disjunctive lattice PWA approximation has \tilde{N} terms, we have to store $(n_x + 1) \cdot M$ real numbers and $\sum_{i=1}^{\tilde{N}} |J_{\geq,i}|$ integer numbers, in which $|J_{\geq,i}|$ is the number of elements in the set $J_{\geq,i}$. As $|J_{\geq,i}| \leq M$, in total $(n_x + 1) \cdot M$ real numbers and $M \cdot \tilde{N}$ integer numbers need to be stored.

In many cases, we have $\tilde{N} \ll N_s$, hence the storage requirement for the disjunctive lattice PWA approximation is very small.

For the conjunctive lattice PWA approximation, we have the same result.

4.1.3 Offline complexity

The offline time complexity for deriving equal disjunctive and conjunctive lattice PWA approximations can be summarized as follows.

The time complexity consists of 2 parts. One concerns the training points sampling and resampling in order to obtain preliminary lattice PWA approximations and the other one is the complexity of evaluating Algorithm 4. Lemma 17 describes this offline time complexity.

Lemma 17 *Assume the sample domain is regular, then the worst case complexity of deriving the disjunctive and conjunctive lattice PWA approximations is $O(N_v \cdot N_s^2)$, in which N_s and N_v is the number of sample points in \mathcal{X} and validation points, respectively.*

PROOF. As indicated before, the offline complexity comes from generating the sample set \mathcal{X}_1 , as Algorithm 1 shows, resampling in order to make (21) and (22) hold (Algorithm 2 and 3), simplification according to Axiom 1, and generating statistical identical $\hat{f}_{L,d}$ and $\hat{f}_{L,c}$ according to Algorithm 4.

The number of sample points in Algorithm 1 can be calculated as $N_1 = \prod_{i=1}^n \frac{b_i - a_i}{\delta_i}$, in which $[a_i, b_i]$ is the sample bound for the i -th each component, and δ_i is the sample interval. The complexity of evaluating Algorithm 1 includes solving N_1 convex quadratic programming problems and corresponding KKT conditions, which are basically solving linear equations. The solving of N_1 convex quadratic programming with $N_p \cdot n_u$ decision variables is approximately $O(N_1 \cdot L^2(N_p \cdot n_u)^4)$ by using an interior-point algorithm [28], in which L is the bit length of the quadratic programming problem. The dominant algorithmic operation in solving the KKT conditions is solving N_1 matrix inversion problem, the worst case complexity of which is $O(N_1 |\mathcal{A}^*|^3)$ using Gauss–Jordan elimination algorithm, in which $|\mathcal{A}^*|$ is the number of active constraints. As $|\mathcal{A}^*| \leq p$, where p is the number of constraints in QP (3), the worst case complexity for solving the KKT conditions is $O(N_1 p^3)$.

Then we discuss the worst case complexity of evaluating Algorithm 2. For 2 points \mathbf{x}_α and \mathbf{x}_β , if (21) is violated, the evaluation of Algorithm 2 is basically a binary search method for identifying omitted subregions in the line segment $\mathcal{L}(\mathbf{x}_\alpha, \mathbf{x}_\beta)$. The maximum number of subregions appeared in $\mathcal{L}(\mathbf{x}_\alpha, \mathbf{x}_\beta)$ is $\frac{d_{\alpha,\beta}}{\delta_M}$, where $d_{\alpha,\beta}$ is the length of $\mathcal{L}(\mathbf{x}_\alpha, \mathbf{x}_\beta)$ and δ_M is the minimum measure of subregions. The binary searching of the subregions yields a worst-case complexity of $O(\log_2 \frac{d_{\alpha,\beta}}{\delta_M})$. Suppose there are N_t point pair such that (21) are violated, then the worst case complexity is $O(N_t \cdot \log_2 \frac{d_{\alpha,\beta}}{\delta_M})$. In general, the number N_t is closely related to the sample interval δ , which then depends on the number of sample points, N_1 in Algorithm 1. Larger N_1 will result in a smaller number of N_t and $d_{\alpha,\beta}$, hence the complexity of Algorithm 2 can be decreased by increasing the complexity of Algorithm 1.

The complexity of evaluating Algorithm 3 can be discussed similarly. In Algorithm 3, assume L is the bit length of the linear programming problem (37), at most N_1^2 linear programming problems need to be solved, which in the worst case has a complexity of $O(N_1^2 \cdot n_x^{3.5} \cdot L)$. Together with the evaluation of Algorithm 2 in Line 7 or 9, the worst-case complexity of Algorithm 3 is $O(N_1^2 \cdot n_x^{3.5} \cdot L) + O(N_1^2 \log_2 \frac{d_{\alpha,\beta}}{\delta_M})$. As in general $\log_2 \frac{d_{\alpha,\beta}}{\delta_M} \ll n_x^{3.5}$, the worst-case complexity of evaluating Algorithm 3 is $O(N_1^2 \cdot n_x^{3.5} \cdot L)$.

After evaluating Algorithm 1-3, there are N_s sample points. The simplification procedure requires the comparison of the sets $J_{\geq,i}$ ($J_{\leq,i}$) for $i = 1, \dots, N_s$, which at most yields $\binom{2}{N_s} = \frac{N_s(N_s-1)}{2}$ times comparisons. For each comparison, at most M^2 literals need to be compared. Hence the worst-case complexity for the simplification is $O(M^2 N_s^2)$.

For the last part, the most time consuming part of Algorithm 4 is the sampling of N_v validation points in the lattice PWA approximations. As indicated in Section 4.1.1, the function evaluation process of lattice PWA approximations has a worst-case complexity of $O(\tilde{N}^2)$, in which $\tilde{N} < N_s$. There may be several cycles for the generation of N_v validation points, and we find in the simulations that the number of cycles is small, usually less than 10, hence the worst-case complexity of evaluating Algorithm 4 can be written as $O(N_v \cdot N_s^2)$.

In general, $N_1 < N_s$, $p \ll N_s$, $N_t \ll N_1$ and $M \ll N_v$, the total worst-case complexity is $O(N_v \cdot N_s^2)$.

It is noted that $O(N_v \cdot N_s^2)$ is the worst case complexity. In the simulation results we can see that the offline calculation is not time-consuming.

5 Simulation results

Example 18 *Consider the following linear system taken from [5]:*

$$\mathbf{x}_{k+1} = \begin{bmatrix} 4 & -1.5 & 0.5 & -0.25 \\ 4 & 0 & 0 & 0 \\ 0 & 2 & 0 & 0 \\ 0 & 0 & 0.5 & 0 \end{bmatrix} \mathbf{x}_k + \begin{bmatrix} 0.5 \\ 0 \\ 0 \\ 0 \end{bmatrix} u_k$$

The system is subject to input constraints $-1 \leq u_k \leq 1$, state constraints $|\mathbf{x}_k|^T \leq [10 \ 10 \ 10 \ 10]^T$. The MPC controller is designed with $Q = \text{diag}\{1, 1, 1, 1\}$, $R = 0.01$ and $P = 0$. For this example, the explicit solution is computed with horizon $N_p = 10$ resulting in a PWA function

with 767 polyhedral regions and 108 distinct affine functions, and it is extremely time consuming to derive an accurate representation of the optimal control law [27].

In order to construct the disjunctive and conjunctive lattice PWA approximations, 4096 samples are generated uniformly in the region $\Omega = [-1, 1]^4$, and 28 distinct affine functions have been sampled. By running Algorithm 2, additional 1 affine function has been identified. After evaluating Algorithm 2, (23) is satisfied, and there is no need to run Algorithm 3. The evaluation of Algorithm 4 results in equivalent disjunctive and conjunctive lattice PWA approximations, both with 16 terms. All the computations in this paper are implemented through MATLAB 2016b on a 2.7 GHz Intel Core i7 computer.

The whole offline calculation time is 100.1507s. The number of parameters for the 2 approximations are both 208. We also use the result of MPT for comparison, the number of parameters stored in the MPT solution is 39230 (including the parameters for local affine functions and local regions). The average online evaluation time (over 20,000 times) for the MPT solution, the disjunctive as well as conjunctive lattice PWA approximations are 0.0036s, 1.3263×10^{-4} and 1.3620×10^{-4} , respectively.

It has been tested through 5×10^6 test data points that the 2 lattice PWA approximations are identical in the region $[-1, 1]^4$. By setting $\epsilon = 10^{-3}$, it can be concluded that with confidence $\delta = 0.9999$, the probability that the approximated lattice PWA control laws equal the optimal control is larger than 0.999. For the 5×10^6 points, the optimal control law is also calculated and the conclusion is verified, i.e., the lattice PWA approximations are error-free.

Example 19 Consider an example taken from [18], which is the inverted pendulum on a cart. The states consists of the angle and the angle speed of the pole $\Phi, \dot{\Phi}$, the position and speed of the cart s and \dot{s} , respectively. The constraints for the state is $\|\mathbf{x}\|_{\infty}^T \leq [1, 1.5, 0.35, 1.0]^T$. The input is the force, the constraint of which is $|u| \leq 1$. The discrete-time dynamic is given by

$$A = \begin{bmatrix} 1 & 0.1 & 0 & 0 \\ 0 & 0.9818 & 0.2673 & 0 \\ 0 & 0 & 1 & 0.1 \\ 0 & -0.0455 & 3.1182 & 1 \end{bmatrix}, B = \begin{bmatrix} 0 \\ 0.1818 \\ 0 \\ 0.4546 \end{bmatrix}.$$

The prediction horizon is taken to be $N = 10$. The value of matrices in the cost function is $Q = \text{diag}\{2, 2, 2, 2\}$, $R = 0.01$, and $P = 0$. According to the MPT toolbox, the optimal control solution is a PWA function of the state \mathbf{x} , with 2271 polyhedral regions, which is much more complex than the PWA solution in Example 18.

In [18], 88341 samples were generated to train an approximated controllers, which is basically a deep PWL neural network. Here in order to construct the disjunctive and conjunctive lattice PWA approximations, similar to Example 18, only 4096 samples are generated uniformly in the region $\Omega = [-0.6, 0.6] \times [-1, 1] \times [-0.2, 0.2] \times [-0.6, 0.6]$. In this case, there are only 5 distinct affine functions, which is surprising as the full PWA function is complex. This is due to the choice of the region. For larger region, say $\Omega_2 = [-0.9, 0.9] \times [-1.2, 1.2] \times [-0.25, 0.25] \times [-0.9, 0.9]$, there are 47 distinct affine functions. However, there are a lot of infeasible state points in Ω_2 , and according to the state trajectory in [18], the region Ω is enough. It is noted that the domain of interest should be selected carefully in the future, maybe a data-driven method can be used to estimate the recursively feasible set.

The evaluation of Algorithm 1-4 results in the disjunctive and conjunctive lattice PWA approximations, both with 3 terms.

The whole offline calculation time is 210.5173s. The number of parameters for the 2 approximations are both 33, while the number of parameters stored in the MPT solution is 104535. The average online evaluation time for the MPT solution, the disjunctive as well as conjunctive lattice PWA approximations are 0.0105s, 3.0607×10^{-5} and 2.5525×10^{-5} , respectively. It is apparent that the super simple approximation results a much less online computational burden.

It has been tested through 5×10^6 test data points that the 2 lattice PWA approximations are identical in the region Ω . By setting $\epsilon = 10^{-3}$, it can be concluded that with confidence $\delta = 0.9999$, the probability that the approximated lattice PWA control laws equal the optimal control is larger than 0.999. For the 5×10^6 points, the optimal explicit linear MPC control law is also calculated and it is found that the lattice PWA approximations are error-free in Ω .

Fig. 7 shows one exemplary closed-loop simulation of the example, and we can see from the figure that the optimal state trajectory and the trajectory with the lattice PWA approximations as inputs are identical. It can be seen from the figure that even if the state trajectory exceeds the predefined region Ω , the approximations still equal the optimal control law. However, in this paper, we can only guarantee that the approximated control law equals the optimal control law in the predefined region. The conditions under which the approximations and the optimal control law are identical out of the predefined region is our future work.

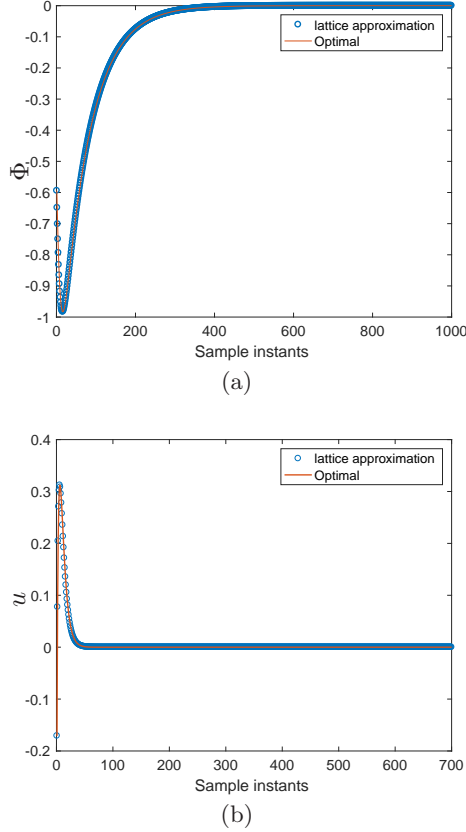


Fig. 7. One exemplary closed-loop simulation of Example 19.

6 Conclusion and Future work

In this paper, we have presented the disjunctive and conjunctive lattice PWA approximations of the explicit linear MPC control law. The lattice PWA approximated and the exact control laws are identical for sample points and in UO regions that contain the sample points as interior points. Besides, under the assumption that all the linear functions have been identified in the domain of interest, if the disjunctive and conjunctive lattice PWA approximations are identical, both of them are equivalent to the optimal control law. Resampling procedure for the satisfaction of the assumption is also provided. The 2 kinds of lattice PWA approximations have been simplified to further reduce the storage and online evaluation complexity. The complexity of the online and offline approximation as well as the storage requirement has been analyzed. Simulation results show that with moderate number of sample points, we can obtain statistical error-free lattice PWA approximations that are calculated with relatively small computational cost.

In the future, the domain of interest should be treated carefully and lattice PWA approximations with bounded approximation error will be considered, for which the corresponding feasibility and stability analysis will be provided.

References

- [1] P. Ahmadi-Moshkenani, T. A. Johansen, and S. Olaru. Combinatorial approach toward multiparametric quadratic programming based on characterizing adjacent critical regions. *IEEE Transactions on Automatic Control*, 63(10):3221–3231, 2018.
- [2] A. Bemporad and C. Filippi. Suboptimal explicit mpc via approximate multiparametric quadratic programming. In *Proceedings of the 40th IEEE Conference on Decision and Control, 2001*, volume 5, pages 4851–4856. IEEE, 2001.
- [3] A. Bemporad, M. Morari, V. Dua, and E. N. Pistikopoulos. The explicit linear quadratic regulator for constrained systems. *Automatica*, 38(1):3–20, 2002.
- [4] A. Bemporad, A. Oliveri, T. Poggi, and M. Storace. Ultra-fast stabilizing model predictive control via canonical piecewise affine approximations. *IEEE Transactions on Automatic Control*, 56(12):2883–2897, 2011.
- [5] F. Borrelli. *Constrained Optimal Control of Linear and Hybrid Systems*, volume 290. New York: Springer, 2003.
- [6] F. Borrelli, M. Baotić, J. Pekar, and G. Stewart. On the computation of linear model predictive control laws. *Automatica*, 46(6):1035–1041, 2010.
- [7] A. Chakrabarty, V. Dinh, M. J. Corless, A. E. Rundell, S. H. Žak, and G. T. Buzzard. Support vector machine informed explicit nonlinear model predictive control using low-discrepancy sequences. *IEEE Transactions on Automatic Control*, 62(1):135–148, 2016.
- [8] F. J. Christophersen, M. Kvasnica, C. N. Jones, and M. Morari. Efficient evaluation of piecewise control laws defined over a large number of polyhedra. In *Proceedings of the European Control Conference*, pages 2360–2367, 2007.
- [9] L. O. Chua and A. C. Deng. Canonical piecewise-linear representation. *IEEE Transactions on Circuits and Systems*, 35(1):101–111, 1988.
- [10] L. Csekő, M. Kvasnica, and B. Lantos. Explicit MPC-based RBF neural network controller design with discrete-time actual Kalman filter for semiactive suspension. *IEEE Transactions on Control Systems Technology*, 23(5):1736–1753, 2015.
- [11] G. Goebel and F. Allgöwer. Semi-explicit mpc based on subspace clustering. *Automatica*, 83:309–316, 2017.
- [12] S. Gros and M. Zanon. Data-driven economic nmmpc using reinforcement learning. *IEEE Transactions on Automatic Control*, 65(2):636–648, 2020.
- [13] A. Gupta, S. Bhartiya, and P. Nataraj. A novel approach to multiparametric quadratic programming. *Automatica*, 47(9):2112–2117, 2011.
- [14] M. Herceg, M. Kvasnica, C. N. Jones, and M. Morari. Multi-parametric toolbox 3.0. In *Proceedings of the European Control Conference*, pages 502–510, 2013. <http://control.ee.ethz.ch/~mpt>.
- [15] M. Herceg, S. Mariéthoz, and M. Morari. Evaluation of piecewise affine control law via graph traversal. In *Proceedings of the European Control Conference*, pages 3083–3088, 2013.
- [16] W. Hoeffding. Probability inequalities for sums of bounded random variables. In 409–426, editor, *The Collected Works of Wassily Hoeffding*. Springer, 1994.
- [17] M. Johansson. *Piecewise linear control systems*. Springer-Verlag New York, Inc. Secaucus, NJ, USA, 2003.

- [18] B. Karg and S. Lucia. Efficient representation and approximation of model predictive control laws via deep learning. *IEEE Transactions on Cybernetics*, 50(9):3866–3878, 2020.
- [19] M. Kvasnica, B. Takács, J. Holaza, and S. Di Cairano. On region-free explicit model predictive control. In *Proceedings of the 2015 IEEE 54th Conference on Decision and Control (CDC)*, pages 3669–3674, Osaka, Japan, 2015.
- [20] J. Nocedal and S. Wright. *Numerical Optimization*. Springer-Verlag, New York, NY, USA, 2006.
- [21] A. Pavlov, I. Shames, and C. Manzie. Minimax strategy in approximate model predictive control. *Automatica*, 111:108649, 2020.
- [22] T. Samad. A survey on industry impact and challenges thereof. *IEEE Control Systems Magazine*, 37(1):17–18, 2017.
- [23] F. Scibilia, S. Olaru, and M. Hovd. Approximate explicit linear mpc via Delaunay tessellation. In *2009 European Control Conference (ECC)*, pages 2833–2838, 2009.
- [24] S. Summers, C. N. Jones, J. Lygeros, and M. Morari. A multiresolution approximation method for fast explicit model predictive control. *IEEE Transactions on Automatic Control*, 56(11):2530–2541, 2011.
- [25] J. M. Trela, J. M. Perez, and V. Aleixandre. Minimization of lattice polynomials on piecewise linear functions (Part I). *Mathematics and Computers in Simulation*, 17(2):79–85, 1975.
- [26] C. Wen, X. Ma, and B. E. Ydstie. Analytical expression of explicit MPC solution via lattice piecewise-affine function. *Automatica*, 45(4):910–917, 2009.
- [27] J. Xu, T. J. J. van den Boom, B. De Schutter, and S. Wang. Irredundant lattice representations of continuous piecewise affine functions. *Automatica*, 70:109–120, 2016.
- [28] Y. Ye and E. TSE. An extension of Karmarkar’s projective algorithm for convex quadratic programming. *Mathematical Programming*, 44(1):157–159, 1989.