

A Simple Sign-Bit Probabilistic Shaping Scheme

Vincent Corlay and Nicolas Gresset

Mitsubishi Electric R&D Centre Europe, Rennes, France. E-mail: {v.corlay, n.gresset}@fr.mercede.mee.com.

Abstract—We propose a new shaping scheme for the Gaussian channel whose complexity is approximately half the one of a binary distribution matcher (DM). The result is obtained as follows: We first show that most of the shaping gain can be obtained via a simplified version of sign-bit shaping, which uses only two non-uniform binary sources. This is achieved by considering a stepwise Maxwell-Boltzmann-like distribution of the symbols. One of the two binary sources has a parameter p close to 0. Hence, we then describe a binary DM which explicitly takes advantage of this aspect and has a negligible complexity. Since the two binary sources are used alternately with equal probability, the complexity of the proposed shaping scheme is half the one of the second binary DM.

Index Terms—Probabilistic shaping, sign-bit shaping, coded modulation.

I. INTRODUCTION

The channel capacity characterizes the highest information rate that can be achieved for a fixed average transmit power while maintaining a small error probability. For the Gaussian channel, the capacity cannot be reached if each symbol of commonly used constellations, such as the amplitude-shift keying (ASK), is transmitted with equal probability. As a result, the transmitter should process the data such that the symbols of the constellation are transmitted with a probability which enables to approach the capacity. This operation is called shaping. More precisely, it is called probabilistic shaping, to be opposed with geometric shaping¹[5].

II. RELEVANT LITERATURE AND MAIN CONTRIBUTIONS

A. Existing probabilistic shaping methods

With the popular probabilistic amplitude shaping scheme (PAS) [3], a symbolwise DM is considered. However, a new paradigm for shaping has recently emerged: It consists in using several binary DMs, instead of one symbolwise DM. There are two main justifications for this approach. The first is the computational complexity: As stated in [4], the complexity of a non-binary DM grows linearly with the size of the constellation (exponentially with the number of bit levels). The second is the latency: As reported in [17], bitwise DMs allow for parallel processing of input bits unlike a symbol-wise DM.

These bitwise approaches can be classified into two categories:

- **Method 1:** Independent bit-level distribution matching [17][9][20][16].
- **Method 2:** Conditional bit-level distribution matching [14][11][4][7].

We illustrate the two methods with a $M=8$ -ASK and natural labelling. The symbols of this constellation, with $M = 2^m$, are

¹The main idea of geometric shaping is to change the position of the symbols in the constellation without changing the probability distribution.

$$\mathcal{X} = \{-2^m - 1, \dots, -3, -1, +1, +3, \dots, +2^m - 1\}, \quad (1)$$

where each symbol can be represented by a sequence $b_1 b_2 \dots b_m$ of $m = \log_2 M$ bits.

With Method 1, each bit level is assigned with an independent probability $p(b_i = 0) = p_i$. For instance, the bit sequence 0, 0, 0 has probability $p_1 p_2 p_3$, and the bit sequence 0, 1, 1 probability $p_1(1 - p_2)(1 - p_3)$.

With Method 2, the probability of a bit at a given level depends on the value of the bits at the previous levels. For the first level, we have $p(b_1 = 0) = p_1$. For the second level, $p(b_2 = 0|b_1 = 0) = p_2$ and $p(b_2 = 0|b_1 = 1) = p_3$. For the last level, $p(b_3 = 0|b_1 = 0, b_2 = 0) = p_4$, $p(b_3 = 0|b_1 = 1, b_2 = 0) = p_5$, $p(b_3 = 0|b_1 = 0, b_2 = 1) = p_5$, $p(b_3 = 0|b_1 = 1, b_2 = 1) = p_6$. Consequently, the bit sequence 0, 1, 1 has probability $p_1(1 - p_2)(1 - p_5)$.

B. Optimization of the parameters

For methods 1 and 2, the parameters p_i should be chosen to optimize the performance. For the Gaussian channel, they can be established such that the resulting distribution of the symbols approaches the Maxwell-Boltzmann (MB) distribution, as done in [17][4]. More generally, they should be chosen to maximize the mutual information (MI) between the input of the channel X and the output Y

$$\{p_i^*\} = \arg \max_{\{p_i\}, E[X^2] \leq P} I(X; Y), \quad (2)$$

where P is the maximum average power.

When optimizing the parameters p_i , many authors noticed that several bit levels remain uniform and only a subset of the bit levels needs to be shaped. One can even fix the value of some parameters, while optimizing the remaining ones, and observe how it affects the MI.

For instance, if only one bit level is used with method 2 and natural labelling, this is called sign-bit shaping [7], applied in [21] and studied recently in [11]. In the scope of probabilistic shaping, standard sign-bit shaping requires $M/2$ distinct non-uniform binary sources. Alternatively, instead of targetting a specific probability distribution, the metric for a sign-bit shaping decoder can be the following: Chose the shaping bits such that the resulting shaped sequence of symbols has minimum energy as done in [7][21] and more recently in [15].

More generally, several bit levels, $s < m$, can be jointly shaped while others remain unshaped, as in [7] with trellis shaping. These s levels can be shaped with a symbolwise DM working on a reduced number of symbols (2^s instead of 2^m), as done in [8] with enumerative sphere shaping, and in [22] with hierarchical distribution matching and constant composition distribution matching.

Consequently, many authors shape only a subset of the bit levels: 3 in [20] (with method 1, which yields 3 distinct p_i), 2 in [9] (with method 1, which yields 2 distinct p_i), 2 in [4] (with method 2 and Gray labelling, which yields $M/2 + M/4$ distinct p_i), and 1 in [11] with sign-bit shaping (which yields $M/2$ distinct p_i).

In [8], the authors noticed that a stepwise MB distribution, where several adjacent symbols have the same probabilities, yields very satisfactory performance. They use this distribution to reduce to 2 the number of bit levels considered for shaping via a symbolwise DM. The authors of [9] made a similar observation.

C. Binary distribution matcher

Let $H(p)$ denote the binary entropy with parameter p . An ideal binary DM takes an equiprobable sequence v of size $nH(p)$ as input and outputs a sequence c of size n where each bit is i.i.d. with a Bernoulli(p) distribution.

A first approach, to realize a binary DM, is to design a non-linear code of size $\approx 2^{nH(p)}$ where all codewords have a Hamming weight equal to np . Then, any sequence v should be mapped to one of these codewords. Algorithms to index sequences of length n and weight w are presented in [19][18]. The algorithm of [19] is discussed in Section V and the one of [18] (arithmetic coding) is used in [17][20].

Another approach is to select codewords of a larger linear code that have a Hamming weight equal to np . This linear code can for instance be a polar code [10] as done in [14][11][4]. The principle is the following: Given a target probability p , a set of frozen indices is determined for the BSC_p channel. The values of the frozen bits are dynamically set to v . The polar decoder assumes that the all 0 sequence is received on a BSC_p channel. Since this channel introduces on average np errors, the decoded sequence c should have a Hamming weight of np . If soft-input decoding is used, the inputs of the decoder are the LLR $\log((1-p)/p)$. The decoded bits on the information indices are the shaping bits.

If multi-level coding is considered, the binary DMs should be combined with binary error correcting codes, as in [14][4]. This is not trivial to implement: The binary DM should be placed before the channel code, but the sequence after the channel coding should have the desired distribution. We refer to this topic as **problem 1**. Note however that the design of polar codes for joint shaping and channel coding has been studied in several publications as e.g., [12][13]. The advantage of the PAS scheme is that it avoids the concatenation of a DM and a channel code. We shall see that sign-bit shaping also avoids this issue.

Besides, if method 2 is used, the bits should have varying probabilities within one level depending on the value of the bits at the previous levels. This bitwise approach to fit a probability distribution requires using several binary DMs in parallel. For a given packet size, this implies reducing the length of the output sequence of each DM, which increases the finite-length rate loss. We refer to this issue as **problem 2**.

²Here, for simplicity, $p = p(b = 1)$.

Alternatively, the authors in [11][4] propose to set the input LLR (of one binary DM polar decoder) corresponding to each bit according to the desired distribution. Nevertheless, the efficiency of this approach is not clear: How should the polar code be designed? Moreover, at a given bit location, the input LLR changes between two codewords due to the conditioning on the bit values on the previous levels. In [11][4] standard 5G NR polar codes based on a universal polar sequence are used for both shaping and coding. Based on the results presented, this heuristic seems satisfactory and can therefore be considered as an interesting alternative to the proposed shaping scheme. However, the same authors state in [4] that “in order to reduce the complexity and facilitate a parallel implementation, independent distribution matchers may be applied to different subsequences”.

Finally, the value of p impacts the complexity of most algorithms utilized to implement a binary DM. In Section V, we explain that the complexity of the algorithm in [19] is linear in p and therefore negligible if p is close to 0. Similarly, the complexity of successive-cancellation decoding of a polar code highly depends on the number of frozen bits: [1][2] show that the decoding tree can be pruned if all leaves of a subtree are frozen bits, which improves both the latency and the complexity. Unfortunately, method 1 requires “balanced” p_i . As an example with the 8-ASK, method 1 requires two DMs with relatively high p_i : $p_1 = 0.33$ and $p_2 = 0.25$ (see Fig. 4 in [17]). We refer to this issue as **problem 3**.

D. Main contributions

We simplify sign-bit shaping by limiting the number of distinct parameters p_i . This leads to a stepwise MB-like distribution, similar to the one considered³ in [8]. This heavily quantized MB-like distribution does not significantly alter the performance. As a result, most of the shaping gain can be obtained via the use of only two non-uniform binary sources to shape only one bit level. Moreover, the parameter p of one of the two binary sources is very close to 0. This is interesting with respect to problem 3. We describe a binary DM which explicitly takes advantage of this aspect and has negligible complexity. Consequently, most of the complexity lies in the second DM. Since the two binary DMs are used alternately with equal probability, the complexity of the proposed scheme per transmitted symbol is approximately half the complexity of the second DM.

The reduced number of required DMs is also relevant with respect to problem 2. In fact, even if an efficient binary DM outputting bits with various probabilities is available [4], our result indicates that the LLR can be quantized with negligible performance loss. This is interesting from an implementation perspective.

Finally, since we consider sign-bit shaping, the stepwise MB-like distribution is implemented via only one bit level, whereas two levels are used in [8][9]. In light of problem 1,

³We exploit this observation in a different manner from [8]: We consider a bitwise probabilistic approach via method 2 whereas [8] uses a symbolwise DM to select sequences of low energy.

this is relevant when multi-level channel coding is used: In general, the last level does not need to be coded as the mutual information equals the entropy, $I(Y; B_m | B_1, \dots, B_{m-1}) = H(B_m | B_1, \dots, B_{m-1})$.

III. SIMPLIFIED SIGN-BIT SHAPING

A. Description

The Gaussian channel is expressed as

$$Y = X + Z, \quad (3)$$

where X is the channel input with alphabet \mathcal{X} and Z is the noise with distribution $\mathcal{N}(0, \sigma^2)$. The signal-to-noise ratio (SNR) is defined as $\text{SNR} = E[|X|^2]/E[|Z|^2]$.

Given a M -ASK constellation with natural labelling, we consider method 2 where only the last bit level is used for shaping. In other words, we consider sign-bit shaping. Consequently, the probability of each symbol is

$$\begin{aligned} \forall 1 \leq i \leq \frac{M}{2}, p(x_i) &= p_i \cdot \left(\frac{1}{2}\right)^{m-1}, \\ \forall \frac{M}{2} + 1 \leq i \leq M, p(x_i) &= (1 - p_{i-\frac{M}{2}}) \cdot \left(\frac{1}{2}\right)^{m-1}, \end{aligned} \quad (4)$$

where the parameters $p_i = p(b_m | b_1, \dots, b_{m-1})$, $0 \leq p_i \leq 1$, are to be optimized. Moreover, if the optimal distribution is symmetric, we set

$$p_i = 1 - p_{\frac{M}{2}-i+1}, 1 \leq i \leq \frac{M}{4}. \quad (5)$$

An illustration is provided with the 8-ASK on Figure 1.

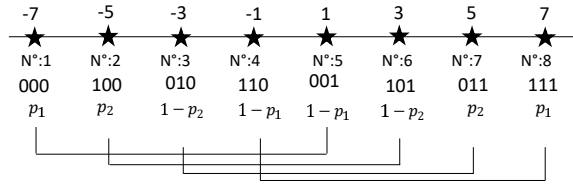


Fig. 1. Illustration of the proposed distribution with the 8-ASK. The parameters p_i represent the probabilities of the last bit level. Natural labelling, with the less significant bits on the left, is also shown.

Consequently, the MI should be optimized with respect to the set $\{p_i\}$, $1 \leq i \leq M/4$. It can be expressed under the form of a convex optimization problem. This is a simple extension of the fact that the channel capacity can be computed using convex optimization, see Problem 4.57 in [6].

maximize $I(X; Y)$,

subject to $p(x_i) = p_i \cdot \left(\frac{1}{2}\right)^{m-1}$, $0 \leq p_i \leq 1$,

$$\sum_i p(x_i) \cdot x_i^2 \leq P.$$

Of course, if the number of parameters p_i is low, a brute-force line search can also be considered.

As argued in the previous section, there is an interest to reduce the number of distinct p_i . Consequently, we can force adjacent symbols to have the same probability. We let \mathcal{P} be the number of distinct p_i . As an example, Figure 2 shows how \mathcal{P} changes the optimized distribution for the 32-ASK.

In Section IV, we show that even for a M -ASK with large M , the performance remains satisfactory if $\mathcal{P} = 2$.

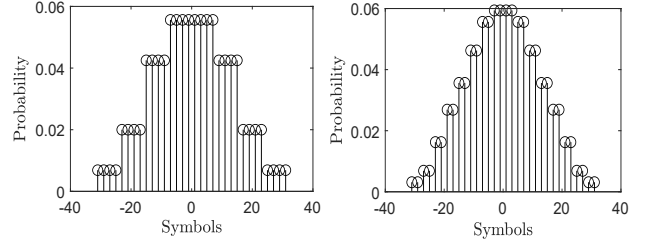


Fig. 2. Optimized distribution at 24 dB for a 32-ASK for $\mathcal{P} = 2$ and $\mathcal{P} = 4$.

B. Implementation of the proposed method

1) *First implementation:* Let us define the function $D(b_1, b_2, \dots, b_m) = \sum_{i=1}^m 2^{i-1} \cdot b_i$, which returns the decimal value of a binary sequence with natural labelling. We assume that several binary sources $S_0, S_1, \dots, S_{M/4}$ are available, where S_0 generates i.i.d. bits with a Bernoulli(1/2) distribution, and S_i i.i.d. bits with a Bernoulli(p_i) distribution.

With natural labelling (as on Figure 1), the shaping method can be implemented as illustrated on Figure 3: First, the binary source S_0 generates $m-1$ bits b_1, b_2, \dots, b_{m-1} . This corresponds to the bit levels that are not shaped. A switch then selects a source according to the required distribution $p_i = p(b_m | b_1, b_2, \dots, b_{m-1})$: If $1 \leq D(b_1, b_2, \dots, b_{m-1}) + 1 \leq M/4$, the switch selects the source S_i of index $i = D(b_1, b_2, \dots, b_{m-1}) + 1$. One bit b_m is then obtained from this source (and not flipped). If $M/4 + 1 \leq D(b_1, b_2, \dots, b_{m-1}) + 1 \leq M/2$, a switch selects the source S_i of index $i = M/2 - D(b_1, b_2, \dots, b_{m-1})$ and the bit b_m obtained is then flipped⁴. The flipping operation, which exploits the symmetry described by (5), enables to divide by two the number of distinct binary sources (i.e., we generate a Bernoulli($1 - p_i$) source from a Bernoulli(p_i) source). Then, a symbol mapper generates the symbol to be transmitted based on the value of the m bits.

If several adjacent symbols are constrained to have the same probability, i.e., $\mathcal{P} < M/4$ and groups of $M/(4\mathcal{P})$ symbols have the same probability, then the switch selects the first source for $1 \leq D(b_1, b_2, \dots, b_{m-1}) + 1 \leq M/(4\mathcal{P})$, the second source for $1 + M/(4\mathcal{P}) \leq D(b_1, b_2, \dots, b_{m-1}) + 1 \leq 2 \cdot M/(4\mathcal{P})$, ..., and the \mathcal{P} -th source for $1 + (M/4 - M/(4\mathcal{P})) \leq D(b_1, b_2, \dots, b_{m-1}) + 1 \leq M/4$.

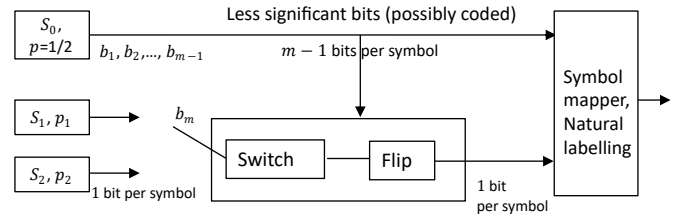


Fig. 3. Shaping encoder with $\mathcal{P} = 2$.

2) *Second implementation:* If only one binary source is available and the bits should be processed packetwise, the

⁴Consequently, at the receiver, the decoded shaping bit is flipped if $M/4 + 1 \leq D(\hat{b}_1, \hat{b}_2, \dots, \hat{b}_{m-1}) + 1 \leq M/2$, where $\hat{b}_1, \hat{b}_2, \dots, \hat{b}_{m-1}$ represent the values of the decoded less significant bits.

encoder can be adapted as follows. We consider the case $\mathcal{P} = 2$. The extension to any \mathcal{P} is straightforward.

First, $(m-1)k + n/2(H(p_1) + H(p_2))$ bits are generated by the source S_0 . $(m-1)k$ bits are encoded via an error-correcting code to yield $(m-1)n$ bits. In parallel, $n/2 \cdot H(p_1)$ bits and $n/2 \cdot H(p_2)$ bits are processed by two binary DMs which output a sequence of $n/2$ bits where each bit is equal to 0 with a probability p_1 and p_2 , respectively. Each of the n sets of $m-1$ bits, at the output of the error-correcting code, controls the switch which selects one bit at the output of the corresponding DM.

Of course, it is possible that the switch requests $n/2 + \alpha$ bits from the first DM and $n/2 - \alpha$ from the second DM, where α is a random quantity. To address this issue, we simply add the rule that if one source has no more bit available, the switch selects a bit from the other source. In Appendix VII, we show that the impact of this rule on the performance is negligible.

Unlike with method 1, where all binary DMs in parallel are used for all transmitted symbols, the two binary DMs are used alternately with equal probability. This is an interesting property if one binary DM has a higher complexity than the other: The “complex” binary DM is only used for one out of two transmitted symbols.

IV. PERFORMANCE WITH IDEAL BINARY DMs

A. Mutual information

We investigate the impact of \mathcal{P} and the parameters p_i on the performance for the 32-ASK constellation. Figure 4 reports the MI obtained with a 32-ASK when optimizing the distribution with $\mathcal{P} = 1$ and $\mathcal{P} = 2$ for several values of p_1, p_2 . With $\mathcal{P} = 2$ and the optimal parameters $p_1 = 0.08, p_2 = 0.28$, the loss is less than 0.1 dB for information rates $R < 3$ bits per channel use (bpcu). Besides, the additional loss with $p_1 = 0.04, p_2 = 0.24$ is only 0.02 dB. Note that even $\mathcal{P} = 1$ yields satisfactory performance.

For the 64-ASK (not on the figure), $\mathcal{P} = 2$ yields a loss of approximately 0.2 dB at 5 bpcu.

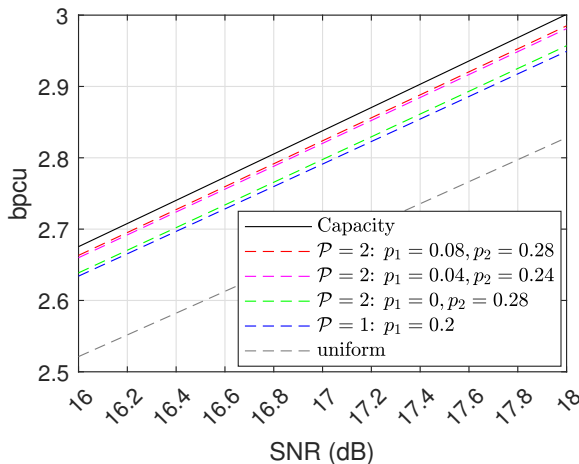


Fig. 4. Impact of \mathcal{P} and the p_i on the MI with a 32-ASK.

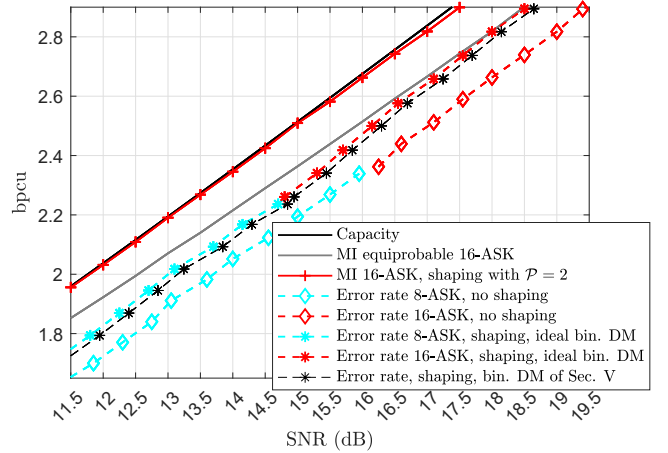


Fig. 5. Performance of the proposed shaping method, implemented via the system depicted on Figure 3, combined with multi-level polar coding. We also show the performance of the coded system without shaping for comparison.

B. Block error rate

Figure 5 reports the performance of the encoder of Figure 3, in terms of block error rate, where the less significant bits are encoded via multi-level polar coding with a block length $n = 1024$. Both the achievable rate without shaping and with shaping are shown. For the case with shaping, we show the performance assuming an ideal binary DM as well as the performance with the specific DM of the following section (see the end of Sec. V). The scheme is evaluated for a block error rate of 10^{-2} via Monte Carlo simulations. We observe that the difference between the error-rate curves is similar to the difference between the MI curves with and without shaping. In other words, the shaping operation does not impact the performance of the error-correcting code.

V. PERFORMANCE WITH A SPECIFIC BINARY DM

We illustrate the benefit of having a small p via an analysis of the algorithm of [19] used as binary DM. Similarly to arithmetic coding [18], it enables to index binary sequences of length n and weight $w = np$ via walking in Pascal’s triangle. We denote by \mathcal{C} the set of all $\binom{n}{w}$ such sequences. The difference between [19] and [18] lies in the rule for walking in the triangle, where both walks start from the coefficient $\binom{n}{w}$. We chose the algorithm [19] because the complexity depends on p in a more explicit manner than [18]. The latter algorithm could also benefit from a small p , but providing an explicit formula requires additional work and is left as future study.

It is proved in [19] that a sequence $c = (c_1, \dots, c_n) \in \mathcal{C}$ can be indexed as

$$i(c) = \sum_{k=1}^n c_k \binom{n-k}{w_k}, \quad (6)$$

where w_k is the weight of the sequence (c_k, \dots, c_n) . Consequently, given an index $i(c)$, the corresponding sequence c can be found via w steps, where the two first steps are the following:

- 1) Find $1 \leq k_1 \leq n$ such that $\binom{k_1}{w} \leq i(c) < \binom{k_1+1}{w}$. Set $c_1 = 0, \dots, c_{n-(k_1+1)} = 0$, and $c_{n-k_1} = 1$.

- 2) Find $k_2 \leq k_1$ such that $\binom{k_2}{w-1} \leq i(c) - \binom{k_1}{w-1} < \binom{k_2+1}{w-1}$.
Set $c_{n-(k_1-1)} = 0, \dots, c_{n-(k_2+1)} = 0$, and $c_{n-k_2} = 1$.

We easily see that each step involves a binary search among at most n elements. The worst-case complexity of the binary-search algorithm is $\log_2(n)$. Consequently, the worst-case complexity of the algorithm per bit⁵ is bounded from above by $p \log_2(n)$. If two binary DMs of length $n/2$ are used in parallel as on Figure 3, with parameters $p_1 = 0.04$ and $p_2 = 0.24$, the complexity of the shaping scheme per transmitted symbol becomes $(p_1/2 + p_2/2) \log_2(n/2) = 0.14 \log_2(n/2)$.

For an output sequence of size n , the size k of the equiprobable input sequence of the considered DM is the greater k such that $2^k \leq \binom{n}{np}$. The rate achieved (in bpcu) is therefore $\lfloor \log_2 \binom{n}{np} \rfloor / n$, to be compared with the optimal rate $H(p)$. Hence, the rate loss is $H(p) - \lfloor \log_2 \binom{n}{np} \rfloor / n$. Using the slope of the MI curves on Figure 4, this yields an energy loss (which is approximately the same for all p) of about 0.04 dB for $n = 800$, 0.03 dB for $n = 1000$, 0.02 dB for $n = 2000$, and 0.01 dB for $n = 3400$.

For the overall shaping scheme, the rate loss with a block length n is the sum of: The loss due to the quantization of the Gaussian, the average loss of the two binary DMs of length $n/2$ due to the finite length, and the loss due to the switch. As an example, with the 32-ASK, two parameters $p_1 = 0.04$, $p_2 = 0.24$, and $n = 2^{11}$, the rate loss with respect to the capacity at 17dB is $\approx 0.1 + 0.03 + 0.015 = 0.145$ dB. The performance curve with these parameters is shown on Figure 5.

VI. CONCLUSIONS

In this paper, we proposed a simple sign-bit shaping scheme for high spectral-efficiency coding with natural labelling of the symbols. We force several adjacent symbols to have the same probability, which results in a quantized version of a MB-like distribution. Consequently, only two binary DMs are required, where one binary DM has a parameter p close to 0. This results in a new low-complexity shaping scheme at the cost of little performance loss.

VII. APPENDIX

The impact of the switch can be computed as follows. The real probabilities of the binary sources (with the switch) are

$$\begin{aligned} p'_1 &= \frac{\left(\frac{n}{2} - \epsilon\right) \cdot p_1 + \epsilon \cdot p_2}{n/2} = p_1 + \frac{2\epsilon}{n}(p_2 - p_1), \\ p'_2 &= \frac{\left(\frac{n}{2} - \epsilon\right) \cdot p_2 + \epsilon \cdot p_1}{n/2} = p_2 + \frac{2\epsilon}{n}(p_1 - p_2), \end{aligned} \quad (7)$$

where ϵ is a constant obtained as follows. Let X be a binomial distribution which assesses the probability to have k success with n Bernoulli(1/2) trials, i.e.,

$$P(X = k) = \binom{n}{k} \left(\frac{1}{2}\right)^n. \quad (8)$$

The parameter ϵ is computed as follows: $\epsilon = E[k' \cdot X]$, where $k' = 0$ if $k \leq n/2 + 1$ and $k' = k - n/2$ if $k \geq n/2 + 1$ (where k is the outcome of X), i.e.,

⁵Here, as in [17], a comparison operation is counted as one operation for simplicity. However, a deeper analysis should take it into account since the magnitude of the numbers impacts the complexity (an issue also encountered with arithmetic coding). The memory aspect is also neglected.

$$\epsilon = \sum_{k=\frac{n}{2}+1}^n \left(k - \frac{n}{2}\right) \times \binom{n}{k} \left(\frac{1}{2}\right)^n. \quad (9)$$

Let E'_s be the energy of the constellation with the probabilities p'_i and E_s with the probabilities p_i . The energy loss due to the switch can be quantified as $\Delta = 10 \log_{10}(E'_s/E_s)$. For both the 8-ASK and 32-ASK with the parameters $p_1 = 0.04$ and $p_2 = 0.24$, we find $\Delta = 0.01$ dB for $n = 2^{12}$, $\Delta = 0.015$ dB for $n = 2^{11}$, $\Delta = 0.02$ dB for $n = 2^{10}$, $\Delta = 0.03$ dB for $n = 2^9$, and $\Delta = 0.04$ dB for $n = 2^8$.

REFERENCES

- [1] A. Alamdar-Yazdi and F. R. Kschischang, "A simplified successive-cancellation decoder for polar codes," *IEEE Commun. Letters*, vol. 15, no. 12, pp. 1378 - 1380, Dec. 2011.
- [2] S. A. Hashemi, C. Condo, and W. J. Gross "Simplified successive-cancellation list decoding of polar codes," *2017 IEEE Wireless Commun. and Net. Conf. Workshops*, Mar. 2017.
- [3] G. Böcherer, F. Steiner, and P. Schulte, "Bandwidth Efficient and Rate-Matched Low-Density Parity-Check Coded Modulation," *IEEE Trans. Communications*, vol. 63, no. 12, pp. 4651-4665, Dec. 2015.
- [4] R. Böhnke, O. Iscan, and W. Xu, "Multi-Level Distribution Matching," *IEEE Commun. Letters*, vol. 24, no. 9, pp. 2015-2019, Sept. 2020.
- [5] J. J. Boutros et al., "Geometric shaping: low-density coding of Gaussian-like constellations," *Information Theory Workshop*, pp. 1-5, Nov. 2018.
- [6] S. Boyd and L. Vandenberghe. *Convex optimization*, Camb. Uni. Press, 2004.
- [7] D. Forney, "Trellis Shaping," *IEEE Trans. Inf.Theory*, vol. 38, no. 2, pp. 281-300, March 1992.
- [8] Y. C. Gultekin, W. J. van Houtum, A. Koppelaar, and F. M. J. Willems, "Partial Enumerative Sphere Shaping," *2019 IEEE 90th Vehicular Technology Conference*, Sept. 2019.
- [9] O. Iscan, R. Böhnke, and W. Xu, "Shaped Polar Codes for Higher Order Modulation," *IEEE Commun. Letters*, vol. 22, no. 2, pp. 252-255, Feb. 2018.
- [10] O. Iscan, R. Böhnke, and W. Xu, "Polar coded distribution matching," *Electronic Letters*, vol. 55, no. 9, pp. 537-539, May 2019.
- [11] O. Iscan, R. Böhnke, and W. Xu, "Sign-Bit Shaping Using Polar Codes," *Trans. Emerging Tel. Tech.*, vol. 31, no. 10, pp. 31-36, 2020.
- [12] J. Honda and H. Yamamoto, "Polar Coding Without Alphabet Extension for Asymmetric Models," *IEEE Trans. Inf. Theory*, vol. 59, no. 12, pp. 7829-7838, Dec. 2013.
- [13] L. Liu et al., "Construction of Capacity-Achieving Lattice Codes: Polar Lattices," *IEEE Trans. Communications*, vol. 67, no. 2, pp. 915-928, Feb. 2019.
- [14] T. Matsumine et al., "Polar-Coded Modulation for Joint Channel Coding and Probabilistic Shaping," *2019 Opt. Fib. Commun. Conf. and Exhibition*, Mar. 2019.
- [15] T. Matsumine, T. Koike-Akino, and H. Ochiai, "A Low-Complexity Probabilistic Amplitude Shaping with Short Linear Block Codes," *IEEE Trans. Communications*, Sept. 2021.
- [16] D. S. Millar et al., "Huffman coded sphere shaping with short length and reduced complexity," *45th Eur. Conf. on Opt. Commun.*, Sept. 2019.
- [17] M. Pikus and W. Xu, "Bit-level Probabilistically Shaped Coded Modulation," *IEEE Commun. Letters*, vol. 21, no. 9, pp. 1929-1932, Sept. 2017.
- [18] T. V. Ramabadran, "A coding scheme for m-out-of-n codes," *IEEE Trans. Communications*, vol. 38, no. 8, pp. 1156 - 1163, Aug. 1990.
- [19] J. Schalkwijk, "An Algorithm for Source Coding," *IEEE Trans. Inf. Theory*, vol. 18, no. 3, May 1972.
- [20] F. Steiner, P. Schulte, and G. Böcherer, "Approaching waterfilling capacity of parallel channels by higher order modulation and probabilistic amplitude shaping," *52nd Ann. Conf. Inf. Sci. Syst.*, pp. 1-6, Mar. 2018.
- [21] U. Wachsmann, R. Fischer, and J. Huber, "Multilevel Codes: Theoretical Concepts and Practical Design Rules," *IEEE Trans. Inf. Theory*, vol. 45, no. 5, pp. 1361-1391, July 1999.
- [22] T. Yoshida, M. Karlsson, and E. Agrell, "Hierarchical Distribution Matching for Probabilistically Shaped Coded Modulation," *Journal of Lightwave Technology*, vol. 37, no. 6, pp. 1579-1589, Mar. 2019.