

# An Efficient *Probe*-based Routing for Content-Centric Networking

Pei-Hsuan Tsai, *Member, IEEE*, Jun-Bin Zhang, and Meng-Hsun Tsai, *Senior Member, IEEE*

**Abstract**—With the development of new technologies and applications, such as Internet of Things, smart cities, 5G and edge computing, traditional IP-based networks have exposed many problems. Information-Centric Networking (ICN), Named Data Networking (NDN) and Content-Centric Networking (CCN) are therefore proposed as an alternative for future network. However, unlike IP-based networks, the routing of CCN is not deterministic and hard to be optimized due to the frequent replacement of in-network caching. This paper presents a novel *probe*-based routing algorithm that real-time explores in-network caching to ensure the routing table storing the optimal paths to the nearest content provider up to date. Effective *probe*-selections, *PIT probe* and *FIB probe* are discussed and analyzed by simulation with different performance measurements. Compared with the basic CCN, in the aspect of qualitative analysis, the additional computational overhead of our approach are  $O(N_{CS} + N_{PI} + N_{FIB})$  and  $O(N_{FIB})$  on processing interest packets and data packets, respectively. However, in the aspect of quantitative analysis, our approach reduces the number of timeout interest by 6% and reduces the average response time by 0.6 seconds. In addition, in the aspect of QoS, although basic CCN and our approach are in the same QoS category, our approach performs better in terms of real values. In summary, the results demonstrate that compared to basic CCN, our *probe*-based routing approach raises FIB accuracy and reduces network congestion and response time that achieves efficient routing.

**Index Terms**—Content-Center Networking, Information-Centric Networking, Named Data Networking, Next generation networking, Routing, Content exploration

## I. INTRODUCTION

WITH the popularity of mobile devices and the acceleration of network communications, there have been significant changes in Internet usage. Instead of providing basic connectivity, the Internet has become largely a distribution network with tremendous amounts of social and media content flowing from content providers to consumers [1]. There is a significant paradigm shift from current service-oriented to content-oriented in the Internet communication [1-3]. Internet users of today are more interested in fast, efficient and secure content retrieval instead of knowing where the content provider is [1]. Consequently, the Information-Centric Networking (ICN) architectures have been proposed, and widely developed [2, 3]. Among all the ICN-based networks,

Content-Centric Networking (CCN) is the most potential and innovative [4, 5]. It can be applied to different scenarios, such as high-speed data centers, Internet of Things (IoT), mobile edge computing and resource-constrained sensor networks. Compared to traditional TCP/IP communication protocol, CCN is more flexible and scalable by allowing the data cached in the routers and using interest with content name, which is the name of the required data, as the query packet [6]. By applying efficient routing and in-network caching, the response time of interest can be significantly decreased [7].

Traditional TCP/IP routing protocol is a single source to single destination transmission that only considers one server as the content provider and adopts the shortest length or lowest cost as the objective function of path planning. In this paper, the content provider is defined as the server or router that owns the content required by the user. However, with the increasing of IoT applications, TCP/IP network faces an insufficient number of IPs or needs a longer IP address to handle numerous amounts of devices that bring a heavy burden to the router. Besides, TCP/IP network cannot satisfy more and more Quality of Service (QoS) requirements, such as real-time traffic (such as video conferencing) and best-effort traffic (such as file transfer protocol (FTP)) [8]. Different from TCP/IP protocol that using IP to indicate a single content provider, CCN considers all the routers in the network as possible content providers by the properties of in-network caching that scatters contents over routers. The routing of CCN mainly relies on two tables, Forwarding Information Base (FIB) and Pending Interest Table (PIT). Routers use FIB to determine the outgoing interface of packet forwarding. Therefore, FIB is designed to record the possible content providers. Routers use PIT is used to track the forwarded path of unsatisfied interest so that data is transmitted back along this path, and also prevent duplicate forwarding of interests that request the same content. However, the designed routing in basic CCN is not efficient enough [3]. For example, there are frequent retransmission and network congestion in basic CCN because of limited FIB space or out-of-date FIB entries. Therefore, many studies propose exploring the distribution of cached content to improve the CCN. Based on how to get cache information, they are categorized into content share [9-12] and content query [3, 5, 13]. Content share is that the router regularly shares cache information with other routers.

(Corresponding author: Pei-Hsuan Tsai and Meng-Hsun Tsai.)

P.-H. Tsai is with the Institute of Manufacturing Information and Systems, National Cheng Kung University, Tainan City 701, Taiwan (e-mail: phtsai@mail.ncku.edu.tw).

J.-B. Zhang and M.-H. Tsai are with the Department of Computer Science and Information Engineering, National Cheng Kung University, Tainan City 701, Taiwan (e-mail: p78083025@ncku.edu.tw; tsaimh@csie.ncku.edu.tw).

Content query is that the router asks for other router's cache information. However, according to our observations or surveys, their common shortcoming is extra-packets for exploring the distribution of cached content so that significantly increases network traffic overhead.

To tackle this issue, this paper presents an efficient *probe*-based routing approach for CCN. As long as the FIBs in the routers are correct and up-to-date. The best content provider can be decided. Therefore, our approach focuses on the FIB updating algorithm. Our approach also adds a path planning table to decide the content provider. FIB is modified to record the candidate content providers instead of the outgoing interface. The path planning table is to store the shortest path to content providers. Many routing algorithms [14, 15] applied in TCP/IP can be adopted.

Our approach modifies the interest packet and the data packet to have an extra field called *probe* for cache content exploration. The *probe* that is used to update FIB can be any content in the network. Hence, one key ingredient in the FIB updating algorithm is the selection of *probe*. According to different performance measurements, the selection of *probe* can be considered from two aspects. One is to satisfy the pending interests as most as possible to directly reduce the waiting time of interests, so the *probe* is selected from PIT, called *PIT probe*. The other is to improve the accuracy of routing to reduce the interest retransmission, so the *probe* is selected from FIB, called *FIB probe*. In this paper, *PIT probe* selects the most popular entry from PIT as the *probe*. *FIB probe* selects the entry with the highest cost or the least updated as the *probe*. The results demonstrate that, compared to basic CCN, our approach is an effective optimization. Among our approaches, *PIT probe* is the best on waiting time while *FIB probe* has a better performance in all the other measurements.

In summary, the contributions of this paper include the following:

- This paper presents an efficient *probe*-based routing algorithm that hybrid the advantages of TCP/IP and CCN.
- Compared to basic CCN, our approach improves the routing mechanism to find the best content provider and the shortest path to nearest content by modifying FIB, interest packet and data packet, and adding a path planning table. Our approach reduces network congestion, reduces response time and raises FIB accuracy by real-time exploring the cached content in routers and finding the shortest path to the nearest content. Compared to other content exploration methods that relied on extra designated packets that increase the network burden, our approach minimizes the cost during the exploration process.
- Different *probe* selections, such as from PIT or FIB, are compared and analyzed. Expect for waiting time of pending interests, *PIT probe* performs better on average response time, while *FIB probe* has a better performance in all the other measurements, which shows that the optimization of the best content provider is effective.
- Compared with the basic CCN, in the aspect of qualitative analysis, our approach has additional computational overhead that are  $O(N_{CS} + N_{PI} + N_{FIB})$  and  $O(N_{FIB})$  on

processing interest packets and data packets, respectively. However, in the aspect of quantitative analysis, our approach reduces the number of timeout interest by 6% and reduces the average response time by 0.6 seconds.

- In addition, based on the measurement results of throughput, packet loss, delay and jitter, QoS category of basic CCN and our approach are analyzed. Although basic CCN and our approach are in the same QoS category. However, our approach performs better in terms of real values.
- A real network topology is simulated to discuss the feasibility of our approach. The results show that it is highly compatible with the existing cache replacement strategy and forwarding strategy.

The rest of this paper includes: Section 2 introduces the traditional IP-based routing protocols, the basic CCN background and references about content exploration in CCN. Section 3 introduces the routing process of basic CCN and then describes our approach, including data structure, *probe*-based routing algorithms and routing complexity. Section 4 introduces the simulation platform setup and the results are discussed in detail. Section 5 summarizes our work.

## II. RELATED WORK

### A. Traditional IP-based Routing

IP-based routing protocols have been widely used in the existing networks. Many algorithms have been developed to optimize routing to decrease network delay, such as shortest path routing [14]. However, the limited IP address is insufficient for more and more applications of IoT devices. Many researches and protocols have been proposed to solve the problem [16-18]. Network address translation (NAT) maps the IP address space to another IP address space by modifying the network address information in the IP header of the data packet [17]. Classless Inter-Domain Routing (CIDR) is a new method of IP address allocation, which is used to replace the old Internet classified network addressing architecture [18]. IPv6 increases the IP address size from 32 bits to 128 bits, to address this problem [16]. They still cannot fully satisfy all the applications of IP-based networks, such as less powerful IoT and sensor networks. Therefore, CCN is proposed as the next-generation internet architecture. CCN is a name-based protocol that uses the content name as the searching target instead of using IP address as the routing destination in the network. However, because the searching target in CCN is not deterministic, the routing is then unable to optimize. Therefore, our approach improves CCN by adopting the optimal routing algorithms of IP-based protocol into CCN.

### B. Basic CCN

One significant feature of CCN is in-network caching that contents are scattered and cached over routers. Different from an IP-based network, CCN uses name-based routing that retrieves contents from nearby router caches. CCN also supports multi-path forwarding to speed up the response time. CCN protocol modifies IP-based protocol by adding three

layers, security layer, named contents layer and strategy layer between the application layer and transportation layer [19].

In basic CCN, there are two kinds of packets, *interest packet* and *data packet* [20-23]. When receiving an interest packet, the router first tries to retrieve *Name* from its Content Store (CS) and return the data packet. CS is used to cache network contents in the router. If the retrieval of CS is failed, the router adds the interest packet in the PIT. The information recorded in PIT includes *Name*, *incoming interface* and *outgoing interface*. If the following interest request for a duplicate *Name* has been in PIT, it is aggregated to the same entry [5]. FIB contains entries with *Name* and *outgoing interface*. Each unique *Name* has multiple outgoing interfaces. Many forwarding strategies [3, 5, 9, 13, 24-26] have been proposed, such as broadcast that forwards interest through all outgoing interface and best route that forwards interest packet through one outgoing interface each time from the lowest cost successively.

### C. Extensions of CCN

Recent CCN related studies focus on improving the efficiency of forwarding [25, 27-29]. [27] describes an implicit coordination approach that uses a Breadcrumb to record the direction and time of the request forwarded in the past. Reference [28] proposed a scalable content routing, called SCAN. During the forwarding process, it sequentially queries the surrounding neighbors to get a copy of the requested content. Mahmudul Hoque et al. [25] design an extension to Open Shortest Path First (OSPF) for routing in NDN, called OSPFN. They define a link-state announcement (LSA) to carry the content name to build FIB. OSPFN is single path limited because it still uses the IP address as router ID. Therefore, they developed a Named-data Link State Routing protocol (NLSR) to solve the OSPFN problem [25]. Suyong Eum et al. [29] introduced the Potential Based Routing (PBR) to tackle namely routing problem. Each router actively broadcasts its cached content to maintain a table of potentially reachable copy information.

### D. Content Exploration in CCN

One solution to fully exploit in-network cache is to explore the distribution of cached content [3, 5, 9, 13, 24, 25, 30]. They can be categorized into *content share* and *content query*.

1) **Content Share** is that the router regularly broadcast cache information to other routers.

Yaogong Wang et al. [9] discussed the necessity and feasibility of routers advertising cached information in the network. Jason Min Wang et al. [11] propose an intra-Autonomous Systems (intra-AS) cache cooperation scheme. The router periodically advertises the cache “summary” of its currently cached information to neighboring routers. Zhe Li et al. [21] proposed a cooperative caching strategy to handle the distribution of large video streams. This method can make each Content Routers (CR) cache different data and avoid caching the same data on neighboring CRs. Walter Wong [10] proposes a cooperative scheme that is a cached-bit strategy informing other routers along the path whether a given content has already been cached in the network or not through a bit set. Sumanta

Saha et al. [31] and Sen Wang et al. [32] proposed a hash-based cooperative caching strategy, which uses hash values to map content names to router IDs. Yurino SATO et al. [24] also proposed an effective hash-based cache distribution and search scheme. The CS of all routers in the network is managed by an independent autonomous system. When cached content is updated, all neighboring routers are notified to update FIB by broadcast.

2) **Content Query** is that the router asks other router’s cache information by sending an extra packet.

Raffaele chiochetti et al. [13] proposed a hybrid forwarding solution to exploit the known routing information and explore the unknown cache content. They are also [26] proposed a dynamic Interest FORwarding Mechanism (INFORM) based on a reinforcement learning framework that is a distributed Q-learning. Giuseppe Rossini et al. [33] proposed an ideal Nearest Replica Routing (iNRR) forwarding policy. This policy can explore a meta-request that only needs to respond to true or false. Ian Vilar Bastos et al. [3] proposed a Diversity-based Search-and-Routing (DIVER) approach, which uses a probe packet with  $\epsilon$  probability to search for copies of cached content on surrounding routers. To make full use of multipath forwarding and in-network caching, Xiaoyan Hu et al. [5, 30] proposed an on-demand off-path Cache Exploration-based Multipath Forwarding strategy (O2CEMF).

However, for all the above methods, extra-packet is the significant burden that increases redundant traffic, computational complexity and network overhead [1, 3, 5]. Moreover, several content query approaches have an additional table to manage the candidate exploration object. Compared to those approaches, our approach fully utilizes the advantages of in-network cache and effectively improves these problems.

## III. DESIGN AND DESCRIPTION OF OUR PROPOSAL

This section introduces the basic CCN and then describes how our approach improves it on both data structure and routing algorithm.

### A. Data Structure

#### 1) Routing Tables

- **FIB**: In our design, FIB is modified to record the candidate content providers. More specifically, the outgoing interface in the FIB of basic CCN is replaced to store candidate content providers by router ID. Fig. 1 demonstrates our FIB table.

Content Name	Router Name	
name	router ID	...
...	...	...

Fig. 1. FIB structure.

- **PIT**: Its definition is the same as basic CCN.
- **Shortest Path Table** is designed to optimize routing to decrease network delay. The fields of Shortest Path Table (SPT) include *Destination*, *Cost* and *Outgoing Interface*, as shown in Fig. 2. *Destination* is the router ID. *Cost* can be the response time or hop count or other metrics to obtain the

Destination	Cost	Outgoing Interface
router ID	cost	outgoing interface
...	...	...

Fig. 2. Shortest path table structure.

content from the designated router. *Outgoing Interface* is the outgoing interface to a designated destination. In this paper, the path is calculated by a dynamic routing algorithm (OSPF), described in Section III.B.

## 2) UP-to date FIB mechanism

Compared to other content explorations that periodically and comprehensively sending designated packets to explore the distribution of cached content, our approach improves the diversity and miss rate of FIB with the minimum network overhead by appending fields in normal interests and data packets. Two fields, *probe* and *probe-response* are added to both interest packet and data packet, as shown in Fig. 3 (a) and (b).

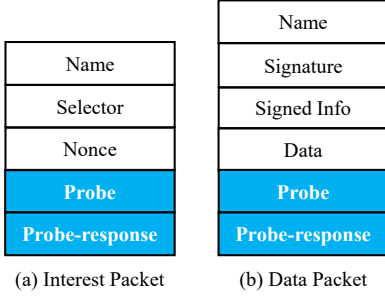


Fig. 3. Packet format.

- **Probe** is a content name. The *probe* can be arbitrarily assigned depending on the performance measurement. In this paper, according to the quality of service, the *probe* is chosen from either PIT or FIB. *PIT probe* selects the most popular entry in PIT to satisfy the pending interests as most as possible and further directly reduce the waiting time of interests. *FIB probe* selects the entry with maximum cost from FIB to increase the accuracy of routing and further reduce the failure of transmission. Section IV.D simulates and analyzes the two selections on different performance measurements.
- **Probe-response** is a list of content providers of the probe. When the *probe* is matched during the exploration phase, the router ID is added to the list. Routers use *probe-response* information to update their FIB.

## B. Probe-based Routing Algorithms

The routing process is described as follows. The routing of a router is packet triggered. The transmission phases are divided into *interest sending phase* and *data packet returning phase*.

### During interest sending phase:

In basic CCN, when a router receives an interest packet, the router starts three steps:

**Step 1:** Check its CS. If the *Name* is matched in CS, the content data is directly returned as a data packet via the incoming interface of the interest packet. Otherwise, go to step 2.

**Step 2:** Check its PIT. If the *Name* is matched in PIT, the incoming interface is aggregated into the same entry and the interest packet is dropped. Otherwise, a new entry with the *Name* of the interest packet is created in PIT and then goes to step 3.

**Step 3:** Check its FIB. If the *Name* is matched in FIB, the interest packet is forwarded through the minimum cost of the matched outgoing interface. Otherwise, the router broadcasts the interest packet.

The adjustments of basic CCN in this paper are described as follows. Fig. 4 illustrates an example of our *probe*-based approach. In our approach, when receiving an interest, each router has three possible roles, Initial (I), Miss (M) and Hit (H). If the interest is sent from the consumer, the router is called *I router*. If the router fails to retrieve data of *Name* from its CS, it is called *M router*. If the router owns the data of *Name*, it is called *H router*.

*I router* adds a *probe* to an interest packet before forwarding it. The *probe* is selected either from PIT or FIB (see lines ① and ② in Fig. 4). *I router* then seeks the best candidate content provider that is with the minimum cost in SPT, stored in the matched FIB entry in Fig 1 (see line ③ in Fig. 4). The outgoing interface to the best candidate content provider is selected to forward the interest (see line ④ in Fig. 4).

*M router*, in addition to the routing steps in basic CCN, checks if itself the content provider of the *probe*. If yes, the router ID is added to *probe-response* (see line ⑤ in Fig. 4) and then the interest packet is forwarded as *I router* but without adding a new *probe* (see line ③ and ④ in Fig. 4).

*H router* adds its ID to the data packet. In addition to the steps of *M router*, the *probe* and *probe-response* in the interest packet are copied to the data packet (see line ⑥ in Fig. 4).

### During data packet returning phase:

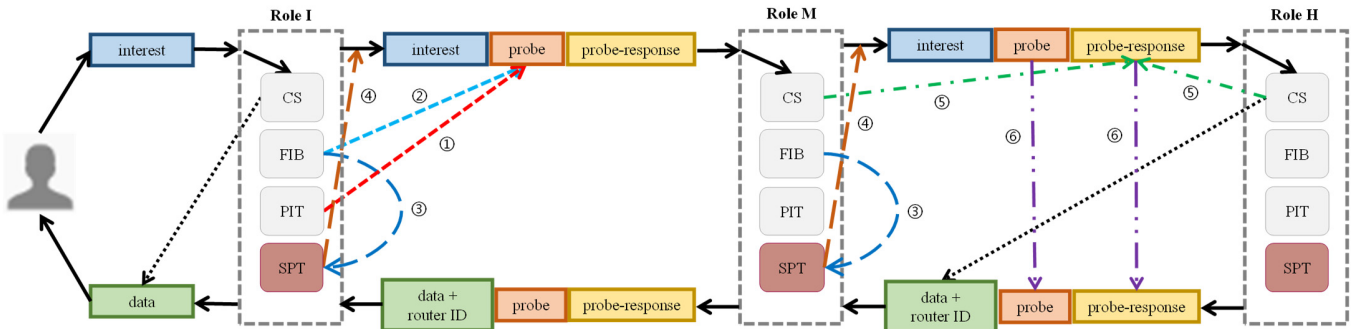


Fig. 4. Probe-based routing process.

In basic CCN, when a router receives a data packet, the router first checks if there is a matched entry in PIT. If the *Name* is matched, the router forwards the data packet to all the routers listed in the PIT entry and removes the entry. Otherwise, the data packet is dropped because it indicates that the same data packet has been received. In the meanwhile, the router may cache the data depending on its cache replacement policy and update FIB.

In this phase, our approach improves basic CCN by updating FIB described as follows.

**FIB:** There are two *Names* in the data packet, *data name* and *probe name*. In addition to *data name*, *probe name* is used to update FIB. If the *Names* have been in FIB, the matched entry adds the router IDs appended in the data packets. Otherwise, a new FIB entry is created accordingly. Since the space size of the FIB entry is limited, a replacement policy is necessary. Generally, a time-based replacement policy is adopted, such as Least Recently Used (LRU), Least Frequently Used (LFU), First In First Out (FIFO) or cost-based such as shortest path,

**Algorithm 1 Processing interest packet**

---

```

OnInterest (interest)
1 // Check PIT entries for matching interest. 0 means not found.
  if PIT (interest) == 0 then
2   Create a PIT entry for interest
3 else merge interest to PIT, drop interest and break
4 end if
5 data = Create Data ()
6 // Check CS entries for matching interest. 1 means found.
  if CS (interest) != 0 then
7   // Check CS entries for matching probe.
    if CS (interest.probe) != 0 then
8     add routerID to probe-response
9     add probe-response to data
10  add content to data
11  Return data
12 end if
13 // If no matching interest in CS, then continue to check CS
  entries for matching probe.
  else if CS (interest.probe) != 0 then
14   add routerID to probe-response
15   // Check if interest needs to add a probe.
    else if interest.probe == 0 then
16     // select a probe in PIT or FIB
      name = find an entry in PIT (max popular) or FIB (max
cost)
17     add name to interest.probe
18   end if
19   // outgoing interface = FIB (min cost)
  // Get routerID sequentially from FIB entry
  for each routerID in FIB:
  // Get the cost of routerID from SPT and find routerID
  with lowest cost
21   if SPT (routerID) < mincost
22     mincost = SPT (routerID)
23   outgoing interface = routerID
24  Forward interest
25 end if
26 end if

```

---

QoS.

**SPT:** Based on network traffic, there are static network and dynamic network. Static network is that the transmission time between any two connective routers is identical while dynamic network is that the transmission time between any two connective routers is diverse. In static network, the hop count can be considered as a cost. As long as the network topology is static, the shortest paths between any two routers are fixed so the SPT is sustainable. In dynamic network, the cost can be traveling time or other metrics, which are affected by the network condition (such as congestion). Many traditional network routing algorithms can be used to optimize SPT [14], such as Open Shortest Path First (OSPF). OSPF [14] is a dynamic, hierarchical and Link-State protocol to support routing in TCP/IP networks [34]. OSPF is based on Dijkstra's shortest path algorithm to find the best router [15]. In this paper, the network is static and the cost is the number of hops. Only when the network topology changes, the SPT is updated.

### C. Routing Complexity

Algorithm 1 and 2 demonstrate our approach of processing interest packets and data packets, respectively, which were modified from basic CCN. Here analyzes the additional time complexity caused by our modifications. Compared to CCN, there are three added parts in Algorithm 1 include the following:

- (1) Check the probe in CS (see line 7-9).
- (2) Add a probe (see line 13-18).
- (3) Select outgoing interfaces for interest packets (see line 19-23).

The worst-case time complexity of checking the probe in CS is  $O(N_{CS})$  where  $N_{CS}$  is the cache size of CS. According to the probe selection policy, the time complexity is  $O(N_{rt})$ , where  $N_{rt}$  is the size of the routing table. In this paper,  $N_{rt}$  is either the size of FIB or the size of PIT which is shown in line 16. Line 19 is

**Algorithm 2 Processing data packet**

---

```

OnData (data)
1 // Check whether the probe-response is empty.
  if data.probe-response != 0 then
2   // Check the probe in FIB
    if FIB (data.probe) == 0 then
3     Create a FIB entry for data.probe
4   else Update the entries in FIB by data.probe-response
5   end if
6 end if
7 if PIT (data) != 0 then
8   if CS (data) != 0 then
9     Cache data
10  end if
11  if FIB (data) == 0 then
12    Create a FIB entry for data
13  else Update the entries in FIB by data
14  end if
15  Forward data, remove the entry named data in PIT and break
16  else drop data
17 end if

```

---

the outgoing interface selection of basic CCN and its time complexity is  $O(N_{FIB})$  where  $N_{FIB}$  is the cache size of FIB. Line 20-23 are the modified outgoing interface selection of our approach. The time complexity is  $O(N_{FIB})$  which is the same as the basic CCN.

Compared to CCN, there is one added part in Algorithm 2, which is update FIB by *probe-response* (see line 1-6). The worst-case time complexity is  $O(N_{FIB})$  which is for checking the probe in FIB.

In conclusion, the additional time complexity of processing interest packets is  $O(N_{CS} + N_{rt})$  and the additional time complexity of processing data packets is  $O(N_{FIB})$ . In addition to online time complexity, there is an added offline Breadth-First Search (BFS) which is for establishing SPT, and its time complexity is  $O(N_R + N_E)$ , where  $N_R$  is the number of routers, and  $N_E$  is the number of edges in the network topology.

For the aspect of qualitative analysis, compared to the basic CCN, the additional time complexity of our approach are  $O(N_{CS} + N_{rt} + N_{FIB})$  and  $O(N_{FIB})$  on processing interest packets and data packets, respectively. However, our experiments demonstrate that the number of timeout interest packet and the average response time of our approach are better than the basic CCN. The details are described in Section IV.D.

## IV. PERFORMANCE EVALUATION

### A. Platform Setup

The simulator designed in this paper is implemented in python language. The simulator is built on a computer with an Intel Xeon E5-1620 3.6GHz processor, 32 GB of memory and the Ubuntu 18.04 operating system. All the simulations in this paper are implemented under this platform.

### B. Simulation Parameters

In the simulations, an open network topology with 12 city nodes, Abilene topology [35] is adopted as shown in Fig. 5. Each node is a router and set up as a producer and a consumer. A producer generates a content name with its city name as a prefix. A consumer requests content published by all producers. The frequency at which consumers send interest packets to the network is set to 1 per second. The total number of contents in the entire network is 600. The replacement policy for cache and FIB is FIFO. Forwarding strategies include broadcast and best route. All the simulations run 480 seconds each time.

To see the impact of cache size and cache update ratio, increasing cache size ratio ranging from 1% to 40% and cache

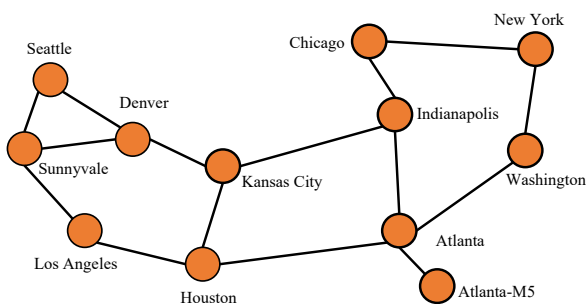


Fig. 5. Abilene topology [35].

TABLE I  
EXPERIMENTAL PARAMETERS SETTING

Parameter	Description
Number of routers	12
Propagation delay	1 s
Frequency	1 interest/s
Number of contents	1200
Cache size ratio	1%, 5%, 10%, 15%, 20%, 25%, 30%, 35% and 40%
Cache update ratio	1%, 5%, 10%, 15%, 20%, 30%, 40% and 50%
Cache replacement policy	FIFO
Forwarding strategy	broadcast and best route
Timeout timer of interest trails	0.5 s
Simulation time	480 s

update ratio ranging from 1% to 50% are used. Basic CCN as a comparison method adopts the same settings in this paper. Table I lists the detailed experimental parameter settings.

### C. Metrics

In this paper, eight performance measurements are adopted as evaluation. They are defined as follows:

- **Effectivity of probe** is represented by the accuracy of content provider and the routing cost. The accuracy of content provider is defined as the ratio of data packet received by *I router* consistent with its expected content provider. The routing cost is defined as the amount of hops the data packet passed by to *I router*. This metric helps to select a more effective *probe*.
- **Total number of forwarded interest** is the amount of interests forwarded by routers. In other words, the initial interests issued by consumers are not counted. This metric presents the network congestion.
- **Number of timeout interest** is the amount of PIT entries missed deadline. Each entry of PIT has a deadline. For the time-out entry in PIT, the router selects another content provider in FIB as the best content provider and then re-sends the interest packet. This metric is used to demonstrate the accuracy of routing table.
- **Average response time (Latency)** is the average length of time that *I router* gets a data packet response. This metric is used to compare the efficiency of routing.
- **Throughput** is the rate at which network data is successfully transmitted in a specified period time, and its unit includes bits, bytes, and packets per second [36]. In this paper, throughput is the sum of received packets of all routers divided by the simulation time.
- **Packet Loss** is that the packet is dropped before reaching the designated destination [36]. It is measured as a rate of packets loss with respect to packets sent. This metric allows observing collisions and congestion in the network. The formulation is

$$\text{Packet loss} = \frac{(\text{Sent packets} - \text{Received packets})}{\text{Sent packets}} \times 100\%$$

- **Delay** is the total nodal time for a packet to be transmitted from one communication endpoint to another over the network, including node processing delay, queuing delay transmission delay and propagation delay [37]. The greater



the delay, the greater network traffic. The equation is

$$\text{Average Delay} = \frac{\text{Sum of packets Delay}}{\text{Total number of packets}}$$

• **Jitter** is used to describe the degree of network delay variation [36]. The formulation is

$$\text{Jitter} = \sqrt{\frac{\sum(\text{Delay} - \text{Average Delay})^2}{\text{Received packets} - 1}}$$

#### D. Experimental Results

In this paper, basic CCN is compared with our approach.

##### 1) The Impact of probe selections

In this simulation, without loss of generality, two additional *probe* selections are adopted. They are *sequential probe* that sequentially selects an entry from FIB as a *probe* and *random probe* that randomly selects a content name as a *probe* from either PIT or FIB.

Table II demonstrates the accuracy of content provider and routing path length, respectively.

Our *probe*-based approaches rely on FIB and SPT to find the best content provider with the shortest path to reach it. However, the result reveals that the expected content provider is less than 20%. It is because in CCN the routing tables of routers are not centrally computed or maintained, the routing trajectories with high probability are different from what *I router* expects.

The higher the rate of expected content provider and the shorter the path length, the better the *probe* selection for our *probe*-based approaches. Among the *probe* selections, *FIB probe* has the best performance. It is because *FIB probe* devotes to improve the highest cost content name in FIB. However, since *PIT probe* can speed-up the waiting time of interest, in the following simulations, *FIB probe* and *PIT probe* are adopted.

##### 2) The Impact of Cache Size Ratio

The ratio of cache size to whole contents has a huge impact on the routing performance [3]. The higher the ratio, the less the cache miss rate. A router can cache more contents due to the increasing cache size. In other words, there are more candidate content providers for an interest so it is easier to obtain content responses from nearby routers. Therefore, the number of forwarded interests is reduced, and network congestion is indirectly reduced.

Fig. 6 exhibits the effect of the cache size ratio on different performance measurements of basic CCN and our *probe*-based approaches. According to our observation, when the cache size

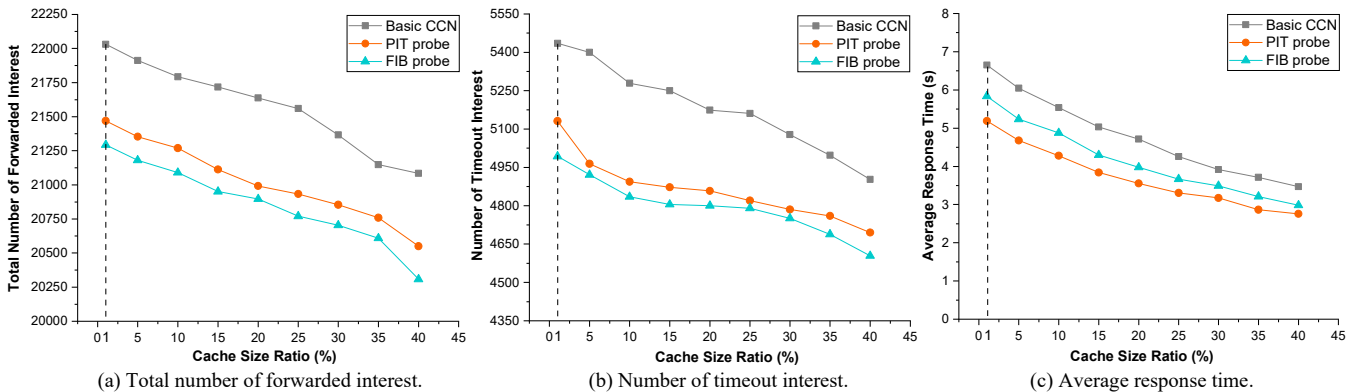


Fig. 6. Impact of cache size ratio.

TABLE II  
EFFECTIVITY OF PROBE

Methods	Accuracy of content provider	Routing path
<i>PIT probe</i>	19.98%	6454
<i>FIB probe</i>	21.39%	6320
Sequential probe	18.99%	6543
Random probe	18.77%	6430

ratio is greater than 50%, the routing results are barely different between the basic CCN and our *probe*-based approaches. The reasons are that most interest packets are satisfied by the *I router* or its neighbor routers and the exploration of the *probe* in CCN is limited. Generally, for most real network environments, the cache size ratio is hardly greater than 50%. Especially with the recent increasing network applications, the amount of network content is exponentially increasing. The large size of cached contents becomes a burden of a router and delays the processing time. Therefore, in this paper, only the results of cache size ratio less than 45% are presented and discussed.

In Fig. 6 (a), (b) and (c), the number of forwarded interest packet, the number of timeout interest packet and the average response time all decrease with the increasing of cache size ratio for the three approaches. Owing to increasing the cache size ratio to 40%, the number of forwarded interest packet and the number of timeout interest packet, compared to the 1% cache size ratio, are reduced by about 4.5% and 10%, respectively. The packet transmission delay in each router is set to 1 second in the simulations so the average response time is corresponding to the number of hops in the routing path. When the cache size ratio is 40%, the average response time is about 3 to 5 seconds. In other words, most interests are satisfied either by the *I router* or its neighbors.

The results shown in Fig. 6 illustrate that both *PIT probe* and *FIB probe* perform better than basic CCN. The number of forwarded interest packet of basic CCN is reduced by 1.024 and 1.034 times by *PIT probe* and *FIB probe*, respectively. The average response time of consumers is reduced by 1.08 seconds and 0.64 seconds by *PIT probe* and *FIB probe*, respectively. This also shows that *probe*-based routing improves the accuracy of the routing table. It is evident that *probe*-based approaches reduce network congestion of basic CCN and the accuracy of routing table to perform more efficient routing.

Fig. 6 also demonstrates that among the *probe*-based

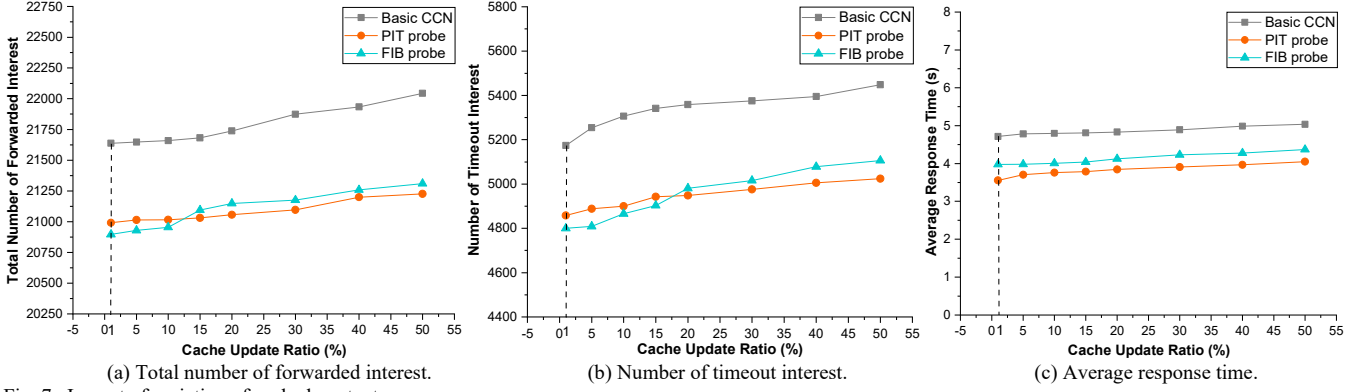


Fig. 7. Impact of variation of cached contents.

approaches, *FIB probe* performs the best in reducing network congestion. It is consistent with the result of Table II. Compared to *PIT probe*, the routing of *FIB probe* is more accurate which more interests are satisfied by the expected content provider and the routing cost is lower. It is an evident that adopting *FIB probe* as a FIB update algorithm improves finding the best content provider and the shortest path to nearest content so it performs the best on both the total number of forwarded interest packet and timeout of interest packet.

However, *PIT probe* directly reduces the waiting time of customers by selecting the most popular entry in PIT as a *probe* to find the best content provider. Hence, *PIT probe* gets superior performance on average response time than other approaches.

### 3) The Impact of Variation of Cached Contents

Variation of cached contents is used to simulate different application scenarios and further to evaluate the applicability of our *probe*-based approaches. Take IoT sensor data, video aggregator and social network as examples, their data contents vary fast and consumers request sequential data so the cached data in a router is replaced soon resulting in a high cache miss rate. Intuitively, a high cache miss rate causes invalidation of content providers recorded by FIB so the FIB miss rate increases with the increasing of cache miss rate.

Fig. 7 exhibits the effect of the cache update ratio on the performance of basic CCN and our *probe*-based approaches. With the increasing of cache update ratio, the number of forwarded interest packet, the number of timeout packet, and the average response time gradually increase for all three approaches. Again, the *probe*-based approaches perform better than basic CCN. The comparison results in Fig.7. are similar to Fig.6.

The slight difference is that when the cache update ratio exceeds 15%, the performance of *FIB probe* is inferior to *PIT probe* in terms of the number of forwarded interest packet and the number of timeout interest packet. This is because *FIB probe* updates the entry with the maximum cost in FIB, however, the entry may not be accessed recently. The effectivity of the entry significantly decreases with the increase of time, especially for a high cache update ratio. In other words, the content providers stored in the FIB entry become invalid when it is accessed.

On the contrary, *PIT probe* is like a greedy algorithm

devoting to shorten the pending interests by selecting the most popular entry in PIT as a *probe*, which means the updated entry in FIB is accessed right away so its effectiveness is less influenced by the time goes by. Therefore, the cache update ratio impacts less for *PIT probe*.

### 4) Analysis of Routing Complexity

To quantitatively evaluate the routing complexity of our approach, number of timeout interest, and average response time are used as measurement parameters. In Section III.C, the additional complexity of our approach combined with the algorithm has been qualitatively explained in detail. Compared with the basic CCN, the additional time complexity of our approach are  $O(N_{CS} + N_r + N_{FIB})$  and  $O(N_{FIB})$  on processing interest packets and data packets, respectively. However, the results in Fig. 6 (b) and (c) show that our approach performs better than the basic CCN on number of timeout interest packet and average response time of consumers. *PIT probe* and *FIB probe* reduce number of timeout interest packet by 6.11% and 7.23%, respectively and reduces the average response time of consumers by 1.08 seconds and 0.64 seconds, respectively. The main reason is that the probe-based approach uses *probe* to find the best content providers to improve the accuracy of the routing table, so that more interests are satisfied by nearby routers and this reduces the occurrence of interest transmission. These advantages make up for the shortcomings of increased computational overhead of processing packets in each router.

### 5) Analysis of QoS

In the field of computer networking and other packet-switched telecommunication networks, QoS is defined as the use of various technologies by the network to provide better service capabilities for specific network communications [38]. It is also measurement of the overall performance of a network. Especially for streaming multimedia scenes, it is very important, such as video conference. QoS can qualitatively and quantitatively evaluate the service capability of network communication facilities to meet end-user needs [36, 38]. The four-performance metrics in Section IV.C, *throughput*, *packet loss*, *delay* and *jitter* are used for QoS analysis. The QoS category is based on the literature [36]. According to the experimental results, both basic CCN and our approach are in the same QoS category. However, our approach performs better in terms of real values.

Table III demonstrates QoS results. For throughput, both the



TABLE III  
QoS PARAMETERS IN THREE APPROACHES

QoS Parameter	Methods			QoS Category
	Basic CCN	PIT probe	FIB probe	
Throughput packets/s	85	87	90	Good
Packet loss /%	11.4	10.54	10.34	Good
Delay/ms	275	217	221	Bad
Jitter/ms	183	116	126	Bad

basic CCN and our approach belong to the "Good" QoS category, because according to the literature [36], the throughput of "good" category is greater than 75 packets per second. *PIT probe* and *FIB probe* transmit 2 and 6 packets more than the basic CCN per second, respectively. This shows that our approach is better than basic CCN in improving network congestion. Packet loss of the basic CCN and our approach also belong to the "Good" QoS category because their results are less than 15% [36]. In addition, packet loss of *PIT probe* and *FIB probe* are respectively reduced by 0.86% and 1.06% compared to the basic CCN. For throughput and packet loss, the performance of *FIB probe* is slightly better than that of the basic CCN and *PIT probe*. *FIB probe* improves finding the best content provider and the shortest path to nearest content, which helps to improve the accuracy of the routing table and alleviate network congestion.

For delay and jitter, both the basic CCN and FIB probe is greater than 125 milliseconds. According to the literature [36], they belong to the "Bad" QoS category. *PIT probe* has the same delay performance as the other two methods. But its jitter is 116 milliseconds, which is less than 125 milliseconds. So, it belongs to the "Good" QoS category. This shows that the network delay variation of *PIT probe* is more stable than the basic CCN and *FIB probe*. It is obvious that *PIT probe* is superior to the basic CCN and *FIB probe* in terms of delay and jitter. This is consistent with the results of Fig. 6 and Fig. 7 above. *PIT probe* directly reduces the waiting time of customers by selecting the most popular PIT entry as a probe to find the best content provider. Hence, *PIT probe* gets superior performance on response time than other approaches.

Although basic CCN and our approach are in the same QoS category. However, our approach performs better in terms of real values.

## V. CONCLUSION

This paper presents an efficient *probe*-based routing algorithm for content-centric networking that real-time explores in-network caching to ensure the routing table storing the optimal paths to the nearest content provider up to date. Data structures of basic CCN, including packet formats and routing tables, are modified in the *probe*-based approach. Compared to other content exploration methods that relied on extra designated packets that increase the network burden, our approach minimizes the cost during the exploration process. The *probe*-based routing table updating algorithm designed in this paper improves the efficiency of FIB. Several *probe* selections are simulated to demonstrate how to choose the probe and compared with basic CCN on different performance

measurements. For the aspect of qualitative analysis, compared to the basic CCN, the additional computational overhead of our approach are  $O(N_{CS} + N_{rt} + N_{FIB})$  and  $O(N_{FIB})$  on processing interest packets and data packets, respectively. However, the quantitative experimental results show that our approach reduces the number of timeout interest by 6% and reduces the average response time by 0.6 seconds. In addition, based on the measurement results of throughput, packet loss, delay and jitter, QoS category of basic CCN and our approach are analyzed. Although basic CCN and our approach are in the same QoS category. However, our approach performs better in terms of real values.

In summary, the results reveal that the *probe*-based approach raises the accuracy of routing table and reduces the network congestion of basic CCN and response time of interests to ensure more efficient routing.

## REFERENCES

- [1] F. Qazi *et al.*, "Optimal content caching in content-centric networks," *Wirel. Commun. Mob. Com.*, vol. 2019, pp. 1–15, Jan. 2019, 10.1155/2019/6373960.
- [2] N. Lal, S. Kumar, and V. K. Chaurasiya, "An efficient update strategy for content synchronization in Content-Centric Networking (CCN)," *China Commun.*, vol. 16, no. 1, pp. 108-118, Jan. 2019, 10.12676/j.cc.2019.01.010.
- [3] I. V. Bastos and I. M. J. Moraes, "A diversity-based search-and-routing approach for named-data networking," *Comput. Netw.*, vol. 157, pp. 11-23, Jul. 2019, 10.1016/j.comnet.2019.04.003.
- [4] J. Zhang *et al.*, "Research on Node Routing Security Scheme Based on Dynamic Reputation Value in Content Centric Networks," in *Proc. IEEE 3rd ITNEC*, Chengdu, China, 2019, pp. 560-564.
- [5] X. Hu *et al.*, "An on-demand off-path cache exploration based multipath forwarding strategy," *Comput. Netw.*, vol. 166, pp. 107032 1-15, Jan. 2020, 10.1016/j.comnet.2019.107032.
- [6] N. Lal *et al.*, "Caching methodologies in Content centric networking (CCN): A survey," *Comput. Sci. Review*, vol. 31, pp. 39-50, Feb. 2019, 10.1016/j.cosrev.2018.11.001.
- [7] S. Naz *et al.*, "A dynamic caching strategy for CCN-based MANETs," *Comput. Netw.*, vol. 142, pp. 93-107, Sept. 2018, 10.1016/j.comnet.2018.05.027.
- [8] A. B. Bagula, "Hybrid routing in next generation IP networks," *Comput. Commun.*, vol. 29, no. 7, pp. 879-892, Apr. 2006, 10.1016/j.comcom.2005.08.009.
- [9] Y. Wang *et al.*, "Advertising cached contents in the control plane: Necessity and feasibility," in *Proc. IEEE INFOCOM Workshops*, 2012, pp. 286-291.
- [10] W. Wong, L. Wang, and J. Kangasharju, "Neighborhood search and admission control in cooperative caching networks," in *Proc. IEEE GLOBECOM*, 2012, pp. 2852-2858.
- [11] J. M. Wang, J. Zhang, and B. Bensaou, "Intra-AS cooperative caching for content-centric networks," in *Proc. of the 3rd ACM SIGCOMM workshop on Information-centric networking*, 2013, pp. 61-66.
- [12] S. Eum *et al.*, "CATT: potential based routing with content caching for ICN," in *Proc. of the second edition of the ICN workshop on Information-centric networking*, 2012, pp. 49-54.
- [13] R. Chiochetti *et al.*, "Exploit the known or explore the unknown? Hamlet-like doubts in ICN," in *Proc. of the second edition of the ICN workshop on Information-centric networking*, 2012, pp. 7-12.
- [14] G. Howser, "Computer Networks and the Internet," *Springer*, Cham, Kalamazoo, MI, USA, 2020.
- [15] I. Nurhaida, D. Ramayanti, and I. Nur, "Performance Comparison based on Open Shortest Path First (OSPF) Routing Algorithm for IP Internet Networks," *Commun. Appl. Electron*, vol. 7, no. 31, pp. 12-25, Sept. 2019.
- [16] S. Deering and R. Hinden, "Internet protocol, version 6 (IPv6) specification," ed: RFC 2460, December, 1998.
- [17] F. Audet and C. Jennings, "Network address translation (NAT) behavioral requirements for unicast UDP," BCP 127, RFC 4787, January, 2007.
- [18] Y. Rekhter and T. Li, "An architecture for IP address allocation with CIDR," RFC 1518, September, 1993.

- [19] Y. Yu *et al.*, "Content protection in named data networking: Challenges and potential solutions," *IEEE Commun. Mag.*, vol. 56, no. 11, pp. 82-87, Nov. 2018, 10.1109/MCOM.2018.1701086.
- [20] N. Laoutaris, H. Che, and I. Stavrakakis, "The LCD interconnection of LRU caches and its analysis," *Perform. Evaluation*, vol. 63, no. 7, pp. 609-634, Jul. 2006, 10.1016/j.peva.2005.05.003.
- [21] Z. Li and G. Simon, "Time-shifted tv in content centric networks: The case for cooperative in-network caching," in *IEEE ICC*, 2011, pp. 1-6.
- [22] I. Psaras, W. K. Chai, G. Pavlou, "In-network cache management and resource allocation for information-centric networks," *IEEE T. Parall. Distr.*, vol. 25, no. 11, pp. 2920-2931, Dec. 2013, 10.1109/TPDS.2013.304.
- [23] Y. Li and X. Wang, "Hierarchical Information-Centric Networking Framework," *Int. J. Wirel. Inf. Netw.*, vol. 27, no. 1, pp. 184-196, Jan. 2020, 10.1007/s10776-019-00477-0.
- [24] Y. Sato, Y. Ito, and H. Koga, "Hash-based cache distribution and search schemes in content-centric networking," *IEICE T. Inf. Syst.*, vol. 102, no. 5, pp. 998-1001, Feb. 2019, 10.1587/transinf.2018NTL0002.
- [25] A. M. Hoque *et al.*, "NLSR: named-data link state routing protocol," in *Proc. of the 3rd ACM SIGCOMM workshop on Information-centric networking*, 2013, pp. 15-20.
- [26] R. Chiochetti *et al.*, "Inform: a dynamic interest forwarding mechanism for information centric networking," in *Proc. of the 3rd ACM SIGCOMM workshop on Information-centric networking*, 2013, pp. 9-14.
- [27] E. J. Rosensweig and J. Kurose, "Breadcrumbs: Efficient, best-effort content location in cache networks," in *IEEE INFOCOM*, 2009, pp. 2631-2635.
- [28] M. Lee *et al.*, "SCAN: Scalable content routing for content-aware networking," in *IEEE ICC*, 2011, pp. 1-5.
- [29] S. Eum *et al.*, "Potential based routing as a secondary best-effort routing for Information Centric Networking (ICN)," *Comput. Netw.*, vol. 57, no. 16, pp. 3154-3164, Nov. 2013, 10.1016/j.comnet.2013.08.010.
- [30] P. H. Tsai *et al.*, "A Query-based Routing Table Update Mechanism for Content-Centric Network," in *2020 ICS*, 2020: IEEE, pp. 266-271.
- [31] S. Saha, A. Lukyanenko, and A. Ylä-Jääski, "Cooperative caching through routing control in information-centric networks," in *Proc. IEEE INFOCOM*, 2013, pp. 100-104.
- [32] S. Wang *et al.*, "CPHR: In-network caching for information-centric networking with partitioning and hash-routing," *IEEE ACM T. Network.*, vol. 24, no. 5, pp. 2742-2755, Oct. 2015, 10.1109/TNET.2015.2480093.
- [33] G. Rossini and D. Rossi, "Coupling caching and forwarding: Benefits, analysis, and implementation," in *Proc. of the 1st ACM Conference on Information-Centric Networking*, 2014, pp. 127-136.
- [34] D. Sidhu *et al.*, "Open shortest path first (OSPF) routing protocol simulation," *ACM SIGCOMM Comp. Com.*, vol. 23, no. 4, pp. 53-62, Oct. 1993, 10.1145/167954.166243.
- [35] H. Zhou *et al.*, "Traffic matrix estimation: Advanced-Tomography method based on a precise gravity model," *Int. J. Commun. Syst.*, vol. 28, no. 10, pp. 1709-1728, May 2015, 10.1002/dac.2787.
- [36] I. Nurhaida *et al.*, "Performance Comparison based on Open Shortest Path First (OSPF) Routing Algorithm for IP Internet Networks," *Commun. Appl. Electron.*, vol. 31, no. 7, pp.12-25, Sep. 2019, 10.5120/cae2019652838.
- [37] Wiki. *Delay*. [Online]. Available: <https://zh.wikipedia.org/wiki/%E6%97%B6%E5%BB%B6>
- [38] PaloAlto. What is Quality of Service?. [Online]. Available: <https://www.paloaltonetworks.com/cyberpedia/what-is-quality-of-service-qos>



**Pei-Hsuan Tsai (M'10)** received the M.Eng. degree in computer science from Cornell University, Ithaca, NY, USA, in 2004, and the Ph.D. degree in computer science from National Tsing Hua University, Hsinchu, Taiwan, in 2010. In 2011, she joined the Institute of Manufacturing Information and Systems, National Chen Kung University, as an Assistant Professor, where she is now an Associate Professor. Her research interests have been in the areas of sensor networks, data fusion, embedded systems, hospital automation, real-time scheduling algorithms, and user interface designs. Her recent research focuses on technologies for building smart home services and digital twin systems.



**Jun-Bin Zhang** received the B.S. degree in optoelectronic information and the M.S. degree in optics from Fujian Normal University, China, in 2012 and 2016, respectively. In 2016, he joined Prof. Peng Jin's lab, Shenzhen Graduate School, Peking University, as a research assistant. In 2019, he joined Dr. Jianping Li's lab, Shenzhen Institute of Advanced Technology, Chinese Academy of Sciences, as an assistant engineer. He is currently pursuing a Ph.D. degree in computer science with the Department of Computer Science and Information Engineering, National Cheng Kung University. His current research interests include Content-Centric Networking, Internet of Things and machine learning.



**Meng-Hsun Tsai (S'04-M'10-SM'19)** received the B.S., M.S., and Ph.D. degrees from National Chiao Tung University (NCTU) in 2002, 2004, and 2009, respectively. He is an Associate Professor with the Department of Computer Science and Information Engineering, National Cheng Kung University (NCKU). He was a Visiting Scholar at University of Southern California (USC) between July and August 2012. He was a recipient of the Exploration Research Award of Pan Wen Yuan Foundation in 2012 and the Outstanding Contribution Award from IEEE Taipei Section in 2010. He is a senior member of the IEEE. His current research interests include design and analysis of mobile networks, software-defined networking, Internet of Things, and cybersecurity.