

On the Kullback-Leibler divergence between discrete normal distributions

Frank Nielsen
Sony Computer Science Laboratories Inc.
Tokyo, Japan

Abstract

Discrete normal distributions are defined as the distributions with prescribed means and covariance matrices which maximize entropy on the integer lattice support. The set of discrete normal distributions form an exponential family with cumulant function related to the Riemann holomorphic theta function. In this work, we present formula for several common statistical divergences between discrete normal distributions including the Kullback-Leibler divergence. In particular, we describe an efficient approximation technique for approximating the Kullback-Leibler divergence between discrete normal distributions via the γ -divergences.

Keywords: Exponential family; discrete normal distribution; theta functions; Siegel half space; Sharma-Mittal divergence; γ -divergence.

1 Introduction

The d -variate normal distribution $N(\mu, \Sigma)$ is characterized as the unique continuous distribution defined on the support $\mathcal{X} = \mathbb{R}^d$ with prescribed mean μ and covariance matrix Σ which maximizes Shannon's differential entropy [13]. Let \mathcal{P}_d denotes the open cone of positive-definite matrices and $\Lambda = \{(\mu, \Sigma) : \mu \in \mathbb{R}^d, \Sigma \in \mathcal{P}_d\}$ the parameter space of the normal distributions. The probability density function (pdf) of a multivariate normal distribution $N(\mu, \Sigma)$ with parameterization $\lambda = (\mu, \Sigma) \in \Lambda$ is

$$q_\lambda(x) = p_{\mu, \Sigma}(x) = \frac{1}{(2\pi)^{\frac{d}{2}} \sqrt{|\Sigma|}} \exp\left(-\frac{1}{2}(x - \mu)^\top \Sigma^{-1} (x - \mu)\right), \quad \lambda \in \Lambda, x \in \mathbb{R}^d,$$

where $|\Sigma|$ denotes the determinant of the covariance matrix.

The set of normal distributions forms an exponential family [34, 6] with pdfs [29] written canonically as

$$q_\rho(x) = \frac{1}{Z_{\mathbb{R}}(\rho)} \exp\left(x^\top \rho_1 + \text{tr}\left(-\frac{1}{2}xx^\top \rho_2\right)\right), \quad (1)$$

where $\rho = (\rho_1 = \Sigma^{-1}\mu, \rho_2 = \Sigma^{-1})$ are the natural parameters corresponding to the sufficient statistics $t(x) = (x, -\frac{1}{2}xx^\top)$, and $Z_{\mathbb{R}}(\rho)$ is the partition function which normalizes the positive unnormalized density:

$$\tilde{q}_\rho(x) = \int_{\mathbb{R}^d} \exp\left(x^\top \rho_1 - \frac{1}{2}x^\top \rho_2 x\right) dx = (2\pi)^{\frac{d}{2}} |\rho_2^{-1}|^{\frac{1}{2}} \exp\left(\frac{1}{2}\rho_1^\top \rho_2^{-1} \rho_1\right). \quad (2)$$

Notice that we used the invariance of the matrix trace under cyclic permutations to get the last equality of Eq. 3. The cumulant function¹ $F_{\mathbb{R}}(\rho) = \log Z_{\mathbb{R}}(\rho)$ of the multivariate normal distributions is

$$F_{\mathbb{R}}(\rho) = \frac{1}{2} \left(\rho_1^\top \rho_2^{-1} \rho_1 - \log |\rho_2| + d \log(2\pi) \right).$$

Thus the pdf of a normal distribution writes canonically as the pdf of an exponential family:

$$q_\rho(x) = \exp \left(\underbrace{x^\top \rho_1 - \frac{1}{2} x^\top \rho_2 x}_{\langle \rho, t(x) \rangle} - \underbrace{\log Z_{\mathbb{R}}(\rho)}_{F_{\mathbb{R}}(\rho)} \right), \quad (3)$$

$$q_\lambda(x) = \exp(\langle \rho(\lambda), t(x) \rangle - \log Z_{\mathbb{R}}(\rho(\lambda))), \quad (4)$$

where $\langle \rho, \rho' \rangle$ is the following compound vector-matrix inner product between $\rho = (a, B)$ and $\rho' = (a', B')$ with $a, a' \in \mathbb{R}^d$ and $B, B' \in \mathcal{P}_d$:

$$\langle \xi, \xi' \rangle = a^\top a' + \text{tr}(B' B).$$

Similarly, the d -variate discrete normal distribution² [25, 24, 2] $N_{\mathbb{Z}}(\mu, \Sigma)$ (or discrete Gaussian distribution [1, 23]) is defined as the unique discrete distribution (Theorem 2.5 of [2]) defined on the integer lattice support $\mathcal{X} = \mathbb{Z}^d$ with prescribed mean μ and covariance matrix Σ which maximizes Shannon's entropy. Therefore the set of discrete normal distributions is a discrete exponential family with probability mass function (pmf) which can be written canonically as

$$p_\xi(l) = \frac{1}{Z_{\mathbb{Z}}(\xi)} \exp \left(2\pi \left(-\frac{1}{2} l^\top \xi_2 l + l^\top \xi_1 \right) \right), \quad l \in \mathbb{Z}^d, \quad (5)$$

with $E_{p_\xi}[x] = \mu$ and $\text{Cov}_{p_\xi}[x] = \Sigma$. The sufficient statistic³ is $t(x) = (2\pi x, -\pi x x^\top)$ but the natural parameter $\xi = (\xi_1, \xi_2)$ cannot be written easily as a function of the $\lambda = (\mu, \Sigma) \in \Lambda$ parameters. It can be shown that the normalizer is related to the Riemann theta function θ_R (Eq. 21.2.1 of [39]) as follows:

$$Z_{\mathbb{Z}}(\xi) = \theta_R(-i\xi_1, i\xi_2),$$

where the complex-valued theta function is the holomorphic function defined by its Fourier series as follows:

$$\begin{aligned} \theta_R &: \mathbb{C}^d \times \mathcal{H}_d \rightarrow \mathbb{C} \\ \theta_R(z, \Omega) &:= \sum_{l \in \mathbb{Z}^d} \exp \left(2\pi i \left(\frac{1}{2} l^\top \Omega l + l^\top z \right) \right), \end{aligned}$$

where \mathcal{H}_d denotes the Siegel upper space⁴ [41] of symmetric complex matrices with positive-definite imaginary part:

$$\mathcal{H}_d = \left\{ R \in M(d, \mathbb{C}) : R = R^\top, \text{Im}(R) \in \mathcal{P}_d \right\},$$

¹Also called log-normalizer or log-partition function. The naming ‘‘cumulant function’’ stems from the fact that the cumulant generating function $m_X(u) = E[\exp(u^\top t(x))]$ of the normal is $m_X(u) = F_{\mathbb{R}}(\rho + u) - F_{\mathbb{R}}(\rho)$ for $X \sim q_\rho$.

²The term ‘‘discrete normal distribution’’ was first mentioned in [25], page 22 (1972).

³The canonical decomposition of exponential families is not unique. We may choose $t_s(x) = st(x)$ and $\xi_s = \frac{1}{s}\xi$ for any non-zero scalar s : The inner product remains invariant: $\langle t(x), \xi \rangle = \langle t_s(x), \xi_s \rangle$. Here, we choose $s = 2\pi$ in order to reveal the Riemann theta function.

⁴Siegel upper space generalizes the Poincaré hyperbolic upper space [31] $\mathbb{H} = \{z = x + iy \in \mathbb{C} : y > 0\} = \mathcal{H}_1$.

with $M(d, \mathbb{C})$ denoting the set of $d \times d$ matrices with complex entries. A matrix $R \in \mathcal{H}_d$ is called a Riemann matrix. A Riemann matrix can be associated to a plane algebraic curve (loci of the zero of complex polynomial $P(x, y)$ with $x, y \in \mathbb{C}$) via a compact Riemann surface [17, 43].

Remark 1 Notice that the parameterization $\underline{\lambda} = (\underline{\mu}, \underline{\Sigma})$ of continuous normal distribution applied to the discrete normal distribution for the pmf:

$$p_{\underline{\lambda}}(l) \propto \exp \left(-\frac{1}{2} (l - \underline{\mu})^\top \underline{\Sigma}^{-1} (l - \underline{\mu}) \right), \quad l \in \mathbb{Z}^d$$

yields in general $E_{p_{\underline{\lambda}}}[X] \neq \underline{\lambda}$ and $\text{Cov}_{p_{\underline{\lambda}}}[X] \neq \underline{\Sigma}$.

Navarro and Ruiz [26] used the parameterization (a, b) to express the univariate pmf as

$$p_{a,b}(x) = \frac{\exp \left(-\frac{(x-b)^2}{2a^2} \right)}{c(a, b)},$$

where $c(a, b) := \sum_{x \in \mathbb{Z}} \exp \left(-\frac{(x-b)^2}{2a^2} \right)$. This expression shows that discrete normal distributions are symmetric around the unique mode b : $p(b-x) = p(b+x)$. Moreover, when b is an integer, we have $E_{p_{a,b}}[x](a, b) = b$, and $\sigma^2(a, b) = \text{Var}_{p_{a,b}}[x](a, b) = a^3 \frac{c'(a)}{c(a)}$ where $c(a) = c(a, b)$ for integers b [26].

In the remainder, Let us denote the partition function of the discrete normal distributions $N_{\mathbb{Z}}(\xi)$ by

$$\begin{aligned} \theta &: \mathbb{R}^d \times \mathcal{P}_d \rightarrow \mathbb{R}_+ \\ \xi &\rightarrow \theta(\xi) := \theta_R(-i\xi_1, i\xi_2) = \sum_{l \in \mathbb{Z}^d} \exp \left(2\pi \left(\frac{1}{2} l^\top \xi_2 l + l^\top \xi_1 \right) \right), \end{aligned}$$

with the corresponding cumulant function $F_{\mathbb{Z}}(\xi) = \log \theta(\xi)$. Both the continuous and discrete normal distributions are minimal regular exponential families with open natural parameter spaces and linearly independent sufficient statistic functions t_i 's. By definition, the standard discrete normal distribution has zero mean and unit variance: Its corresponding natural parameters ξ_{std} can be approximated numerically as $\xi_{\text{std}} \simeq (0, 0.1591549 \times I)$ [2], where I denotes the identity matrix. Observe that it is fairly different from the natural parameter $\rho_{\text{std}} = (0, I)$ of the continuous normal distribution.

Let $p_{\xi}(x) = \frac{\tilde{p}_{\xi}(x)}{\theta(\xi)}$, with

$$\tilde{p}_{\xi}(x) = \exp \left(2\pi \left(-\frac{1}{2} x^\top \xi_2 x + x^\top \xi_1 \right) \right).$$

Figure 1 displays the plots of two unnormalized pmfs of two 2D discrete normal distributions.

The discrete normal pmf of Eq. 5 (\mathbb{R} -valued pmf) can be extended to complex-valued pmf⁵ $p_{\zeta}^{\mathbb{C}}(l)$ (\mathbb{C} -pmf) when the parameter ζ belongs to the set $\mathbb{C}^d \times \mathcal{H}_d^{\text{right}} \setminus \Theta_0$, where $\mathcal{H}_d^{\text{right}}$ is Siegel right half-space (symmetric complex matrices with positive-definite real parts) and

$$\Theta_0 = \{(a, B) \in \mathbb{C}^d \times \mathcal{H}_d^{\text{right}} : \theta_R(a, B) = 0\},$$

⁵Complex-valued probabilities have been explored in quantum physics where the wave function can be interpreted as a complex-valued probability amplitude [46].

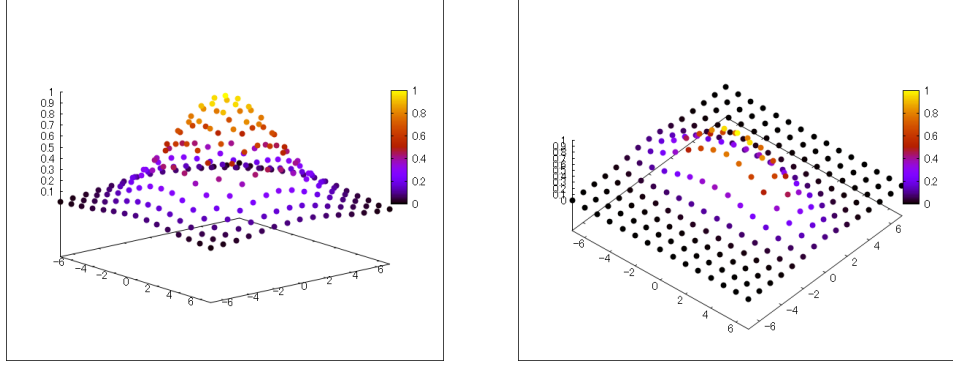


Figure 1: Plot of unnormalized discrete normal distributions \tilde{p}_ξ on the 2D integer lattice \mathbb{Z}^2 clipped at $[-7, 7] \times [-7, 7]$: (Left) $\xi_1 = (0, 0)$ and $\xi_2 = \text{diag}(\frac{1}{10}, \frac{1}{10})$, (right) $\xi_1 = (0, 0)$ and $\xi_2 = \text{diag}(\frac{1}{10}, \frac{1}{2})$.

| Normal distribution | natural parameter space | sufficient stats | normalizer |
|--|--|----------------------------|---|
| continuous $q_\rho \sim N(\rho)$ | $\rho = (\Sigma^{-1}\mu, \Sigma^{-1}) \in \mathbb{R}^d \times \mathcal{P}_d$ | $(x, -\frac{1}{2}xx^\top)$ | $Z_{\mathbb{R}}(\rho)$ |
| \mathbb{R} -pmf discrete $p_\xi \sim N_{\mathbb{Z}}(\xi)$ | $\xi \in \mathbb{R}^d \times \mathcal{P}_d$ | $(2\pi x, -\pi xx^\top)$ | $\theta(\xi) = \theta_R(-i\xi_1, i\xi_2)$ |
| \mathbb{C} -pmf discrete $p_i^{\mathbb{C}} \sim N_{\mathbb{Z}}(\zeta)$ | $\zeta \in \mathbb{R}^d \times \mathcal{H}^{\text{right}}$ | $(2\pi x, -\pi xx^\top)$ | $\theta_R(\zeta)$ |

Table 1: Summary of the ordinary normal, discrete normal and \mathbb{C} -pmf discrete normal distributions viewed as natural exponential families.

is called the universal theta divisor [14, 2]. The zeros of the Riemann theta function⁶ θ_R forms an analytic variety of complex dimension $d - 1$. Notice both the probabilities and the parameter space of the complex discrete normal distribution are complex-valued (\mathbb{C} -pmf). For example, consider $\zeta_1 = (0, 0)$ and $\zeta_2 = (1 + i)I$ (where I denotes the identity matrix), then the \mathbb{C} -pmf evaluated at $l = (0, 0)$ is $\frac{1}{\theta(\zeta)} \simeq \frac{1}{4+2i}$ which is a complex number.

The relationship between univariate discrete normal distributions and the Jacobi function was first reported in [44]. Studying more generally the \mathbb{C} -pmf discrete normal distributions using Siegel upper space $\mathcal{H}_d^{\text{right}}$ and Riemann theta function⁷ allowed to get more easily results on the real-valued discrete normal distributions via properties of the theta function. For example, Agostini and Améndola [2] (Proposition 3.1) proved the quasiperiodicity⁸ of the complex discrete normal distributions $p_{a+iu+Bv, B}^{\mathbb{C}}(x) = p_{a, B}^{\mathbb{C}}(x - v)$ for any $(u, v) \in \mathbb{Z}^d \times \mathbb{Z}^d$. We also have $p_{(a+\lambda B, B)}(x) = p_{(a, B)}(x - \lambda)$ and $p_{(a, B)}(x) = p_{(-a, B)}(-x)$ for (real) discrete normal distributions (parity property). Notice that the \mathbb{C} -pmf discrete normal distributions are not identifiable, i.e., $\zeta \mapsto p_\zeta$ is not one-to-one (Proposition 3.3 of [2]), but the \mathbb{R} -pmf discrete normal distributions are identifiable.

Table 1 displays the three types of normal distributions handled in this paper.

The discrete normal distributions play an important role as the counterpart of the normal distributions in robust implementations on finite-precision arithmetic computers of algorithms in differential privacy [8] and lattice-based cryptography [7]. Recently, the discrete normal distribu-

⁶When $d = 1$, the Riemann theta function is called the Jacobi theta function.

⁷By extending θ to the Siegel right half-space.

⁸Namely the Riemann theta function enjoys the following quasiperiodicity property: $\theta_R(z + u, \Omega) = \theta_R(z, \Omega)$ (periodic in z with integer periods) and $\theta_R(z + \Omega v, \Omega) = \exp(-2\pi i(\frac{1}{2}v^\top \Omega v + v^\top z))\theta_R(z, \Omega)$ for any $u, v \in \mathbb{Z}^d$. The theta function can be generalized to the Riemann theta function with characteristic which involves a non-integer shift in its argument [43].

tions have also been used in machine learning for a particular type of Boltzmann machine termed Riemann-Theta Boltzmann machines [10] (RTBMs). RTBMs have continuous visible states and discrete hidden states, and the probability of hidden states follows a discrete multivariate Gaussian.

Let us mention that there exists other definitions of the discrete normal distributions. For example, the discrete normal distribution may be obtained by quantizing the cumulative distribution function of the normal distribution [40]). This approach is also taken when considering mixtures of discrete normal distributions in [27].

We summarize our main contributions as follows: We report a formula for the Rényi α -divergences between two discrete normal distributions in Proposition 1 including related results for the Bhattacharyya divergence, the Hellinger divergence and Amari's α -divergences. We give a formula for the cross-entropy between two discrete normal distributions in Proposition 3 which yields a formula for the Kullback-Leibler divergence (Proposition 2 and Proposition 4). More generally, we extend the formula to Sharma-Mittal divergences in Proposition 5. In Section 3, we show how to implement these formula using numerical approximations of the theta function. We also propose a fast technique to approximate the Kullback-Leibler divergence between discrete normal distributions relying on γ -divergences [19] (Proposition 6).

2 Statistical divergences between discrete normal distributions

2.1 Rényi divergences

The Rényi α -divergence [45] between pmf $r(x)$ to pmf $s(x)$ on support \mathcal{X} is defined for any positive real $\alpha \neq 1$ by

$$D_\alpha[r : s] = \frac{1}{\alpha - 1} \log \left(\sum_{x \in \mathcal{X}} r(x)^\alpha s(x)^{1-\alpha} \right) = \frac{1}{\alpha - 1} \log E_s \left[\left(\frac{r(s)}{s(x)} \right)^\alpha \right], \quad \alpha > 0, \alpha \neq 1.$$

When $\alpha = \frac{1}{2}$, Rényi α -divergence amounts to twice the symmetric Bhattacharyya divergence [33]: $D_{\frac{1}{2}}[r : s] = 2 D_{\text{Bhattacharyya}}[r, s]$ with:

$$D_{\text{Bhattacharyya}}[r, s] := -\log \left(\sum_{x \in \mathcal{X}} \sqrt{r(x)s(x)} \right).$$

The Bhattacharyya divergence can be interpreted as the negative logarithm of the Bhattacharyya coefficient:

$$\rho_{\text{Bhattacharyya}}[r, s] = \sum_{x \in \mathcal{X}} \sqrt{r(x)s(x)}.$$

A divergence related to the Bhattacharyya divergence is the squared Hellinger divergence:

$$D_{\text{Hellinger}}[r, s] = \frac{1}{2} \sum_{x \in \mathcal{X}} (\sqrt{r(x)} - \sqrt{s(x)})^2 = 1 - \rho_{\text{Bhattacharyya}}[r, s].$$

The squared Hellinger divergence is an α -divergence for $\alpha = \frac{1}{2}$ [4]. The α -divergences

$$D_{\text{Amari}, \alpha}[r, s] = \frac{1}{\alpha(1 - \alpha)} (1 - \rho_{\text{Bhattacharyya}, \alpha}[r, s]),$$

can be calculated from the skewed Bhattacharyya coefficients for $\alpha \in \mathbb{R} \setminus \{0, 1\}$:

$$\rho_{\text{Bhattacharyya}, \alpha}[r, s] = \sum_{x \in \mathcal{X}} r(x)^\alpha s(x)^{1-\alpha}.$$

Proposition 5 of [8] upper bounds the Rényi α -divergence between discrete normal distributions with same variance σ^2 as:

$$D_\alpha [N_{\mathbb{Z}}(\mu_1, \sigma^2) : N_{\mathbb{Z}}(\mu_2, \sigma^2)] \leq \alpha \frac{(\mu_1 - \mu_2)^2}{2\sigma^2}.$$

Rényi α -divergences are non-decreasing with α [45].

When both pmfs are from the same discrete exponential families with log-normalizer $F(\xi) = \log \theta(\xi)$, the Rényi α -divergence [37] amounts to a α -skewed Jensen divergence [33] between the corresponding natural parameters:

$$D_\alpha[p_\xi : p_{\xi'}] = \frac{1}{1-\alpha} J_{F, \alpha}(\xi : \xi'),$$

where

$$J_{F, \alpha}(\xi : \xi') := \alpha F(\xi) + (1-\alpha)F(\xi') - F(\alpha\xi + (1-\alpha)\xi').$$

Thus we get the following proposition:

Proposition 1 *The Rényi α -divergence between two discrete normal distributions p_ξ and $p_{\xi'}$ for $\alpha > 0$ and $\alpha \neq 1$ is*

$$D_\alpha[p_\xi : p_{\xi'}] = \frac{1}{1-\alpha} \left(\alpha \log \frac{\theta(\xi)}{\theta(\alpha\xi + (1-\alpha)\xi')} + (1-\alpha) \log \frac{\theta(\xi')}{\theta(\alpha\xi + (1-\alpha)\xi')} \right). \quad (6)$$

Proof: We have

$$D_\alpha[p_\xi : p_{\xi'}] = \frac{1}{1-\alpha} (\alpha \log \theta(\xi) + (1-\alpha) \log \theta(\xi') - \log \theta(\alpha\xi + (1-\alpha)\xi')).$$

Plugging $\log \theta(\alpha\xi + (1-\alpha)\xi') = (\alpha + 1 - \alpha) \log \theta(\alpha\xi + (1-\alpha)\xi')$ in the right-hand-side equation yields the result. Notice that we can express also the Rényi divergences as

$$D_\alpha[p_\xi : p_{\xi'}] = \frac{1}{1-\alpha} \log \frac{\theta(\xi)^\alpha \theta(\xi')^{1-\alpha}}{\theta(\alpha\xi + (1-\alpha)\xi')}.$$

See [15, 18, 3] for the efficient numerical approximations of the Riemann theta function. Basically, the infinite theta series $\theta(\eta)$ is approximated by a finite summation over a region R of integer lattice points:

$$\tilde{\theta}(\xi; R) := \sum_{x \in R} \exp \left(2\pi \left(-\frac{1}{2} x^\top \xi_2 x + x^\top \xi_1 \right) \right).$$

When $R = \mathbb{Z}_d$, we have $\tilde{\theta}(\xi; R) = \theta(\xi)$. The method proposed in [15] consists in choosing the integer lattice points E_ξ falling inside an ellipsoid used to approximate the theta function as illustrated in Figure 2. \square

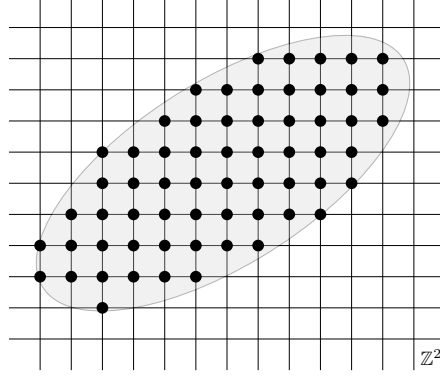


Figure 2: Approximating Riemann θ_R function by summing on the integer lattice points falling inside an ellipsoid E : $\theta(\xi) \simeq \tilde{\theta}(\xi; E)$.

We can also write

$$\begin{aligned}
D_\alpha[p_\xi : p_{\xi'}] &= \frac{1}{\alpha - 1} \log E_{p_{\xi'}} \left[\left(\frac{p_\xi}{p_{\xi'}} \right)^\alpha \right], \\
&= \frac{1}{\alpha - 1} \left(\alpha \log \frac{\theta(\xi')}{\theta(\xi)} + E_{p_{\xi'}} \left[\left(\frac{\tilde{p}_\xi(x)}{\tilde{p}_{\xi'}(x)} \right)^\alpha \right] \right), \\
&= \frac{\alpha}{\alpha - 1} \log \frac{\theta(\xi')}{\theta(\xi)} + \frac{1}{\theta(\xi')} \sum_{x \in \mathbb{Z}^d} \tilde{p}_{\xi'}(x) \left(\frac{\tilde{p}_\xi(x)}{\tilde{p}_{\xi'}(x)} \right)^\alpha.
\end{aligned}$$

This last expression can be numerically estimated.

The Bhattacharyya divergence between two discrete normal distributions p_ξ and $p_{\xi'}$ can be expressed as an equivalent Jensen divergence between its natural parameters:

$$D_{\text{Bhattacharyya}}[p_{\xi'}, p_{\xi}] = J_F(\xi, \xi'),$$

where

$$J_F(\xi : \xi') := \frac{F(\xi) + F(\xi')}{2} - F\left(\frac{\xi + \xi'}{2}\right).$$

Thus we have $D_{\text{Bhattacharyya}}[p_\xi, p_{\xi'}] = \log \frac{\sqrt{\theta(\xi)\theta(\xi')}}{\theta\left(\frac{\theta(\xi) + \theta(\xi')}{2}\right)}$. We can also express the Bhattacharyya divergence using the unnormalized pmfs:

$$D_{\text{Bhattacharyya}}[p_{\xi'}, p_{\xi}] = \log \sqrt{\theta(\xi)\theta(\xi')} - \log \left(\sum_{l \in \mathbb{Z}^d} \sqrt{\tilde{p}_\xi(l)\tilde{p}_{\xi'}(l)} \right).$$

Consider the transformations τ that leaves the θ function invariant: $\theta(\tau(\xi)) = \theta(\xi)$. Then the Rényi α -divergences simplifies to the following formula:

$$D_\alpha[p_\xi : p_{\tau(\xi)}] = \frac{1}{1 - \alpha} \log \frac{\theta(\xi)}{\theta(\alpha\xi + (1 - \alpha)\tau(\xi))}. \quad (7)$$

For example, consider $\xi_1 = \xi'_1 \in \mathbb{Z}^d$ and $\xi_2 = \text{diag}(b_1, \dots, b_d)$ and $\xi'_2 = \text{diag}(\sigma(b_1, \dots, b_d))$ for a permutation $\sigma \in S_d$. Then we have $\theta(\xi'_2) = \theta(\xi_2)$, and formula of Eq. 7 applies.

2.2 Kullback-Leibler divergence: Dual natural and moment parameterizations

When $\alpha \rightarrow 1$, the Rényi α -divergences tend asymptotically to the Kullback-Leibler divergence (KLD). The KLD between two pmfs $r(x)$ and $s(x)$ defined on the support \mathcal{X} is defined by

$$D_{\text{KL}}[r : s] = \sum_{x \in \mathcal{X}} r(x) \log \frac{r(x)}{s(x)}.$$

In general, the KLD between two pmfs of a discrete exponential family amounts to a reverse Bregman divergence between their natural parameters [30]:

$$D_{\text{KL}}[p_\xi : p_{\xi'}] = B_F^*(\xi : \xi') = B_F(\xi' : \xi),$$

where the Bregman divergence with generator $F(\xi)$ is defined by:

$$B_F(\xi' : \xi) = F(\xi') - F(\xi) - \langle \xi' - \xi, \nabla F(\xi) \rangle,$$

where $\langle \xi, \xi' \rangle$ is the following compound vector-matrix inner product between $\xi = (a, B)$ and $\xi' = (a', B')$ with $a, a' \in \mathbb{R}^d$ and $B, B' \in \mathcal{P}_d$:

$$\langle \xi, \xi' \rangle = a^\top a' + \text{tr}(B' B).$$

The gradient $\nabla F(\xi) = \frac{\nabla \theta(\xi)}{\theta(\xi)}$ defined the dual parameter η of an exponential family: $\eta = \nabla F(\xi)$. This dual parameter is called the moment parameter (or the expectation parameter) because we have $E_{p_\xi}[t(x)] = \nabla F(\xi)$ and therefore $\eta = E_{p_\xi}[t(x)]$. A discrete normal distribution can thus be parameterized either by its ordinary parameter $\lambda = (\mu, \Sigma)$, its natural parameter ξ , or its dual moment parameter η . We write the distributions accordingly: $N_{\mathbb{Z}}(\lambda)$, $N_{\mathbb{Z}}(\xi)$, and $N_{\mathbb{Z}}(\eta)$ with corresponding pmfs: $p_\lambda(x)$, $p_\xi(x)$, and $p_\eta(x)$.

There exists a bijection between the space of natural parameters and the space of moment parameters induced by the Legendre-Fenchel transformation of the cumulant function:

$$F^*(\eta) = \sup_{\xi \in \Xi} \langle \xi, \eta \rangle - F(\xi),$$

where $\Xi = \mathbb{R}^d \times \mathcal{P}_d$. Function F^* is called the convex conjugate and induces a dual Bregman divergence so that we have $B_F(\xi' : \xi) = B_{F^*}(\eta : \eta')$ with $\eta' = \nabla F(\xi')$. The dual parameters are linked as follows: $\eta = \nabla F(\xi)$, $\xi = \nabla F^*(\eta)$, and therefore we get:

$$F^*(\eta) = \langle \xi, \eta \rangle - F(\xi).$$

The convex conjugate of the cumulant function $F(\xi)$ is called the negentropy because it can be shown [6, 35] that we have

$$F^*(\eta) = -H[p_\xi] = \sum_{x \in \mathcal{X}} p_\xi(x) \log p_\xi(x),$$

where $H[p_\xi] = -\sum_{x \in \mathcal{X}} p_\xi(x) \log p_\xi(x)$ denotes Shannon's entropy of the random variable $X \sim p_\xi$.

The maximum likelihood estimator (MLE) of a density of an exponential family from n identically and independently distributed samples x_1, \dots, x_n is given by [6]:

$$\hat{\eta} = \frac{1}{n} \sum_{i=1}^n t(x_i).$$

It follows from the equivariance property of the MLE that we have $\hat{\xi} = \nabla F^*(\hat{\eta})$. We get the following MLE for the discrete normal family:

$$\begin{aligned}\hat{\eta}_1 &= \frac{2\pi}{n} \sum_{i=1}^n x_i = 2\pi \hat{\mu}, \\ \hat{\eta}_2 &= -\pi \sum_{i=1}^n x_i x_i^\top = -\pi (\hat{\Sigma} + \hat{\mu} \hat{\mu}^\top).\end{aligned}$$

The Fenchel-Young inequality for convex conjugates $F(\xi)$ and $F^*(\eta)$ is

$$F(\xi) + F^*(\eta') \geq \langle \xi, \eta' \rangle,$$

with equality holding if and only if $\eta' = \nabla F(\xi)$. The Fenchel-Young inequality induces a Fenchel-Young divergence:

$$Y_{F,F^*}(\xi : \eta') := F(\xi) + F^*(\eta') - \langle \xi, \eta' \rangle = Y_{F^*,F}(\eta' : \xi) \geq 0,$$

such that $Y_{F,F^*}(\xi : \eta') = B_F(\xi : \xi')$. Thus the Kullback-Leibler divergence between two pmfs of a discrete exponential family can be expressed in the following equivalent ways using the natural/-moment parameterizations:

$$D_{\text{KL}}[p_\xi : p_{\xi'}] = B_F(\xi' : \xi) = B_{F^*}(\eta : \eta') = Y_{F^*,F}(\eta : \xi') = Y_{F,F^*}(\xi' : \eta). \quad (8)$$

Thus using the fact that the KLD amounts to a reverse Bregman divergence for the cumulant function $F(\xi) = \log \theta(\xi)$, we get the following proposition:

Proposition 2 *The Kullback-Leibler divergence between two discrete normal distributions p_ξ and $p_{\xi'}$ with natural parameters ξ and ξ' is*

$$D_{\text{KL}}[p_\xi : p_{\xi'}] = \log \frac{\theta(\xi')}{\theta(\xi)} - \frac{1}{\theta(\xi)} \langle \xi' - \xi, \nabla \theta(\xi) \rangle.$$

Some software packages for the Riemann theta function can numerically approximate both the theta function and its derivatives [3]. Using the periodicity property of the theta function for $\xi' = (\xi_1 + u, \xi_2)$ with $u \in \mathbb{Z}^d$, we have $\theta(\xi') = \theta(\xi)$, and therefore $D_{\text{KL}}[p_\xi : p_{\xi'}] = \frac{1}{\theta(\xi)} \langle \xi - \xi', \nabla \theta(\xi) \rangle$.

For the discrete normal distributions, we can express the moment parameter for the discrete normal distributions using the ordinary mean-covariance parameters $\lambda = (\mu, \Sigma)$. Since the sufficient statistics is $2\pi(x, xx^\top)$, we have $\eta_1(\xi) = E_{p_\xi}[2\pi x] = 2\pi\mu$ and $\eta_2(\xi) = E_{p_\xi}[-\pi xx^\top] = -\pi(\Sigma + \mu\mu^\top)$.

Proposition 4.4 of [2] reports the entropy of p_ξ as

$$H[p_\xi] = \log \theta(\xi) - 2\pi \xi_1^\top \mu + \pi \text{tr}(\xi_2(\Sigma + \mu\mu^\top)).$$

We can rewrite the entropy as minus the convex conjugate function of the cumulant function:

$$H[p_\xi] = -F^*(\eta) = F(\xi) - \langle \xi, \eta \rangle.$$

Thus we have the convex conjugate which can be expressed as

$$F^*(\eta) = -\log \theta(\xi) + 2\pi \mu^\top \xi_1 - \pi \text{tr}(\xi_2(\Sigma + \mu\mu^\top)). \quad (9)$$

The entropy of p_ξ can be calculated using the unnormalized pmf as follows:

$$H[p_\xi] = - \sum_{l \in \mathbb{Z}^d} p_\xi(l) \log p_\xi(l) = -E_{p_\xi}[\log p_\xi(l)] = \log \theta(\xi) - \frac{1}{\theta(\xi)} \sum_{l \in \mathbb{Z}^d} \tilde{p}_\xi(l) \log \tilde{p}_\xi(l) > 0.$$

The cross-entropy between two pmfs $r(x)$ and $s(x)$ defined over the support \mathcal{X} is

$$H[r : s] = - \sum_{x \in \mathcal{X}} r(x) \log s(x).$$

Entropy is self cross-entropy: $H[r] = H[r : r]$. The formula for the cross-entropy of a density of an exponential family [35] can be written as:

$$H[p_\xi : p_{\xi'}] = F(\xi') - \langle \xi', \nabla F(\xi) \rangle = F(\xi') - \langle \xi', \eta \rangle.$$

Thus we get the following proposition:

Proposition 3 *The cross-entropy between two discrete normal distributions $p_\xi \sim N_{\mathbb{Z}}(\mu, \Sigma)$ and $p_{\xi'} \sim N_{\mathbb{Z}}(\mu', \Sigma')$ is*

$$H[N_{\mathbb{Z}}(\mu, \Sigma) : N_{\mathbb{Z}}(\mu', \Sigma')] = \log \theta(\xi) - 2\pi\mu^\top \xi'_1 + \pi \text{tr}(\xi'_2(\Sigma + \mu\mu^\top)). \quad (10)$$

Notice that the cross-entropy can be written using the unnormalized pmf as

$$H[p_\xi : p_{\xi'}] = -E_{p_\xi}[\log p_{\xi'}(x)] = \log \theta(\xi') - \frac{1}{\theta(\xi')} \sum_{l \in \mathbb{Z}^d} \tilde{p}_\xi(l) \log \tilde{p}_{\xi'}(l).$$

The KLD can be expressed as the cross-entropy minus the entropy:

$$D_{\text{KL}}[p_\xi : p_{\xi'}] = H[p_\xi : p_{\xi'}] - H[p_\xi].$$

It follows that we can compute the KLD between two discrete normal distributions as follows:

Proposition 4 *The Kullback-Leibler divergence between two discrete normal distributions $p_\xi \sim N_{\mathbb{Z}}(\mu, \Sigma)$ and $p'_{\xi} \sim N_{\mathbb{Z}}(\mu', \Sigma')$ is:*

$$D_{\text{KL}}[p_\xi : p_{\xi'}] = \log \frac{\theta(\xi_1)}{\theta(\xi')} + 2\pi\mu'^\top a' - \pi \text{tr}(B'(\Sigma' + \mu'\mu'^\top)) - \langle \xi, (\mu', \Sigma') \rangle. \quad (11)$$

Notice that we use mixed parameterizations in the above formula. In practice, we estimate discrete normal distributions and then calculate the corresponding natural parameters by solving a gradient system explained in §3.

2.3 Sharma-Mittal divergences

The Sharma-Mittal divergence [36] $D_{\alpha,\beta}[p : q]$ between two pmfs $p(x)$ and $q(x)$ defined over the discrete support \mathcal{X} unifies the Rényi α -divergences ($\beta \rightarrow 1$) with the Tsallis α -divergences ($\beta \rightarrow \alpha$):

$$D_{\alpha,\beta}[p : q] := \frac{1}{\beta - 1} \left(\left(\sum_{x \in \mathcal{X}} p(x)^\alpha q(x)^{1-\alpha} \right)^{\frac{1-\beta}{1-\alpha}} - 1 \right), \quad \forall \alpha > 0, \alpha \neq 1, \beta \neq 1.$$

Moreover, we have $D_{\alpha,\beta}[p : q] \rightarrow D_{\text{KL}}[p : q]$ when $\alpha, \beta \rightarrow 1$.

For two pmfs p_ξ and $p_{\xi'}$ belonging to the same exponential family [36], we have:

$$D_{\alpha,\beta}[p_\xi : p_{\xi'}] = \frac{1}{\beta - 1} \left(e^{-\frac{1-\beta}{1-\alpha} J_{F,\alpha}(\xi:\xi')} - 1 \right).$$

Thus we get the following proposition:

Proposition 5 *The Sharma-Mittal divergence $D_{\alpha,\beta}[p_\xi : p_{\xi'}]$ between two discrete normal distributions p_ξ and $p_{\xi'}$ is:*

$$\begin{aligned} D_{\alpha,\beta}[p_\xi : p_{\xi'}] &= \frac{1}{\beta - 1} \left(\left(\frac{\theta_d(\xi)^\alpha \theta_d(\xi')^{1-\alpha}}{\theta_d(\alpha\xi + (1-\alpha)\xi')} \right)^{-\frac{1-\beta}{1-\alpha}} - 1 \right), \\ &= \frac{1}{\beta - 1} \left(\left(\frac{\theta_d(\xi)}{\theta_d(\alpha\xi + (1-\alpha)\xi')} \right)^{\frac{\alpha(\beta-1)}{1-\alpha}} \left(\frac{\theta_d(\xi')}{\theta_d(\alpha\xi + (1-\alpha)\xi')} \right)^{\beta-1} \right). \end{aligned} \quad (12)$$

2.4 Chernoff information on the statistical manifold

Chernoff information stems from the characterization of the error exponent in Bayesian hypothesis testing (see §11.9 of [13]). The Chernoff information between two pmfs $r(x)$ and $s(x)$ is defined by

$$D_{\text{Chernoff}}[r, s] := - \min_{\alpha \in [0,1]} \log \left(\sum_{x \in \mathcal{X}} r^\alpha(x) s^{1-\alpha}(x) \right),$$

where α^* denotes the best exponent: $\alpha^* = \arg \min_{\alpha \in [0,1]} \sum_{x \in \mathcal{X}} r^\alpha(x) s^{1-\alpha}(x)$. When $r(x) = p_\xi(x)$ and $s(x) = p_{\xi'}(x)$ are pmfs of a discrete exponential family with cumulant function $F(\xi)$, we have (Theorem 1 of [28]):

$$D_{\text{Chernoff}}[p_\xi, p_{\xi'}] = B_F(\xi : \xi^*) = B_F(\xi' : \xi^*),$$

where $\xi^* := \alpha^* \xi + (1 - \alpha^*) \xi'$. Thus calculating Chernoff information amounts to first find the best α^* and second compute $D_{\text{KL}}[p_{\xi^*} : p_\xi]$ or equivalently $D_{\text{KL}}[p_{\xi^*} : p_{\xi'}]$. By modeling the exponential family as a manifold $M = \{p_\xi : \xi \in \Xi\}$ equipped with the Fisher information metric (a Hessian metric expressed in the ξ -coordinate system by $\nabla^2 F(\xi)$ so that the length element ds appears in the Taylor expansion of the KL divergence: $D_{\text{KL}}[p_{\xi+d\xi} : p_\xi] = \frac{1}{2} ds^2 = \frac{1}{2} d\xi^\top \nabla^2 F(\xi) d\xi$), we can characterize geometrically the exact α^* (Theorem 2 of [28]) as the unique intersection of an exponential geodesic $\gamma_{\xi,\xi'}$ with a mixture bisector $\text{Bi}(\xi, \xi')$ where

$$\begin{aligned} \gamma_{\xi,\xi'} &:= \{p_{\lambda\xi + (1-\lambda)\xi'} \propto p_\xi^\lambda p_{\xi'}^{1-\lambda} : \lambda \in (0,1)\}, \\ \text{Bi}(\xi, \xi') &:= \{p_\omega \in M : D_{\text{KL}}[p_\omega : p_\xi] = D_{\text{KL}}[p_\omega : p_{\xi'}]\}. \end{aligned}$$

Thus we have $p_{\xi^*} = \gamma_{\xi, \xi'} \cap \text{Bi}(\xi, \xi')$. This geometric characterization yields a fast numerical approximation bisection technique to obtain α^* within a prescribed precision error. Since the discrete normal distributions form an exponential family, we can apply the above technique derived from information geometry⁹ to calculate numerically the Chernoff information. Various statistical inference procedures like estimators in curved exponential families and hypothesis testing can be investigated using the information-geometric dually flat structure of M , called a statistical manifold (see [4, 30] for details).

Knowing that the KL divergence between two discrete normal distributions amounts to a Bregman divergence is helpful for a number of tasks like clustering [20]: The left-sided KL centroid of n discrete normal distributions $p_{\xi_1}, \dots, p_{\xi_n}$ amounts to a right-sided Bregman centroid which is always the center of mass of the natural parameters [5]:

$$\xi^* = \arg \min_{\xi} \sum_{i=1}^n \frac{1}{n} D_{\text{KL}}[p_{\xi} : p_{\xi_i}] = \arg \min_{\xi} \sum_{i=1}^n \frac{1}{n} B_F(\xi_i : \xi) \Rightarrow \xi^* = \frac{1}{n} \sum_{i=1}^n \xi_i.$$

3 Numerical approximations and estimations of divergences

Although conceptually very similar as maximum entropy distributions to the continuous normal distributions, discrete normal distributions are mathematically very different to handle. On one hand, the normal distributions are exponential families with all parameter transformations and convex conjugates $F_{\mathbb{R}}(\rho)$ and $F_{\mathbb{R}}^*(\tau)$ available in closed-form [32] (where $\tau = E_{q_{\rho}}[t(x)]$). On the other hand, the discrete normal distributions with source parameters $\lambda = (\mu, \Sigma)$ can be converted from/back the moment parameters, but the conversions between natural parameters ξ and expectation parameters $\eta = E_{p_{\xi}}[t(x)] = \nabla F(\xi)$ are not available in closed-form, nor the cumulant function $F(\xi) = \log \theta(\xi)$ and its convex conjugate $F^*(\eta)$.

3.1 Converting approximately natural to moment parameters

In practice, we can approximate the conversion procedures $\xi \leftrightarrow \eta$ as follows:

- Given natural parameter ξ , we may approximate the dual moment parameter $\eta = \nabla F(\xi) = E_{p_{\xi}}[t(x)]$ as $\tilde{\eta} = \frac{1}{m} \sum_{i=1}^m t(x_i)$ where x_1, \dots, x_m are independently and identically sampled from $N_{\mathbb{Z}^d}(\xi)$. Sampling uniformly from discrete normal distributions can be done exactly in 1D [8] (requiring average constant time) but requires sampling heuristics in dimension $d > 1$. Two common sampling heuristics approximating for handling discrete normal distributions are:
 - H_1 : Draw a variate $x \sim q_{\mu, \Sigma}$ from the corresponding normal distribution $q_{\mu, \Sigma}$, and round or choose the closest integer lattice point \tilde{x} of \mathbb{Z}^d with respect to the ℓ_1 -norm (i.e., $\tilde{x} = \arg \min_{l \in \mathbb{Z}^d} \|l - x\|_1 = \sum_{i=1}^d |l^i - x^i|$), where (l^1, \dots, l^d) and (x^1, \dots, x^d) denote the coordinates of l and x , respectively.
 - H_2 : Consider the integer lattice points E_{ξ} falling inside the ellipsoid region [15] used for approximating $\theta(\xi)$ by $\tilde{\theta}(\xi; E_{\xi})$ (Figure 2), draw uniformly an integer lattice point

⁹Information geometry is the field which considers differential-geometric structures of families of probability distributions. Historically, Hotelling [22] first introduced the Fisher-Rao manifold. The term “information geometry” occurred in a paper of Chentsov [11] in 1978.

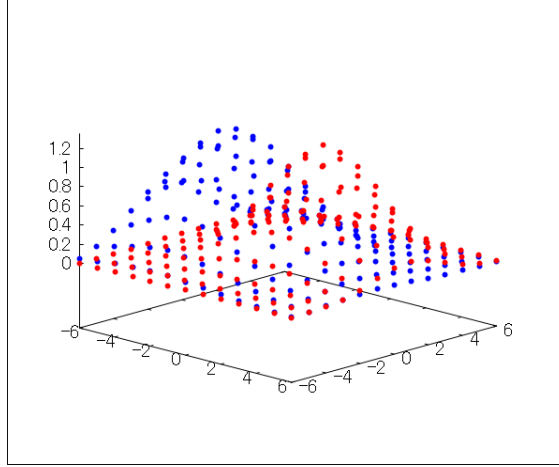


Figure 3: Two bivariate discrete normal distributions used to calculate statistical divergences.

l from E_ξ and accept it with probability $p_\xi(l)$ (acceptance-rejection sampling described in [10]).

- Given the moment parameter η , we may approximate $\theta = \nabla F^*(\eta)$ by solving a gradient system. Since the moment generating function (MGF) of an exponential family [6] is $m_X(u) := E_X[\exp(u^\top X)] = \exp(F(\xi + u) - F(\xi))$, we deduce that the MGF of the discrete normal distributions $X \sim p_\xi$ is

$$m_\xi(u) = \frac{\theta(\xi + u)}{\theta(\xi)}.$$

The non-central moments of the sufficient statistics (also called raw moments or geometric moments) of an exponential family can be retrieved from the partial derivatives of the MGF. For the discrete normal distributions, Agostini and Améndola [2] obtained the following gradient system:

$$\begin{aligned} \eta_1 &= E_{p_\xi}[t_1(x)] = \frac{1}{2\pi} \frac{1}{\theta(\xi)} \nabla_{\xi_1} \theta(\xi), \\ \eta_2 &= E_{p_\xi}[t_2(x)] = -\frac{1}{2\pi} \frac{1}{\theta(\xi)} (\nabla_{\xi_2} \theta(\xi) + \text{diag}(\nabla_{\xi_2} \theta_d(\xi))). \end{aligned}$$

In practice, this gradient system can be solved up to arbitrary machine precision using software packages (initialization can be done from the closed-form conversion of the moment parameter to the natural parameter for the continuous normal distribution). For example, one way to solve the gradient system is by using the technique described in [47].

3.2 Some numerical examples

To compute numerically the theta functions and its derivatives, we may use the following software packages (available in various programming languages): **abelfunctions** in **SAGE** [42], **algcures** in **Maple®** [16], **Theta** in **Python** [9], **Riemann** of **jTEM** (Java Tools for Experimental Mathematics) in **Java** [21] (see also [15]), or **Theta.jl** in **Julia** [3].

For our experiments, we used `Java`[™](in-house implementation) and `Julia` (with the package `Theta.jl` [3]). We consider the following two discrete normal distributions p_ξ and $p_{\xi'}$ with the following parameters:

$$\begin{aligned}\xi &= ((-0.2, -0.2), \text{diag}(0.1, 0.2)), \\ \xi' &= ((0.2, 0.2), \text{diag}(0.15, 0.25)).\end{aligned}$$

These bivariate discrete normal distributions are plotted in Figure 3.

We implemented the statistical divergences between discrete normal distributions using an in-house `Java`[™] software and `Julia` `Theta.jl` [3] package (see Appendix A for a code snippet).

For the above discrete normal distributions, we calculated:

$$D_{\text{Bhattacharyya}}[p_\xi, p_{\xi'}] = \frac{1}{2} D_{\frac{1}{2}\text{KL}}[p_\xi : p_{\xi'}] \simeq 1.626,$$

and approximated the KL divergence by the Rényi divergence for $\alpha_{\text{KL}} = 1 - 10^{-5} = 0.99999$:

$$D_{\text{KL}}[p_\xi : p_{\xi'}] \simeq D_{\alpha_{\text{KL}}}[p_\xi : p_{\xi'}] = \frac{1}{1 - \alpha_{\text{KL}}} J_{F, \alpha_{\text{KL}}}(\xi : \xi') \simeq 7.84.$$

Implementing these formula required to calculate $F(\xi)$, i.e., to evaluate the logarithm of theta functions. The following section describes another efficient method based on a projective divergence, i.e., a divergence which does not require pmfs to be normalized.

3.3 Approximating the Kullback-Leibler divergence via γ -divergences

The γ -divergences [19, 12] between two pmfs $p(x)$ and $q(x)$ defined over the support \mathcal{X} for a real $\gamma > 0$ is defined by:

$$D_\gamma[p : q] = \frac{1}{\gamma(\gamma - 1)} \log \left(\frac{(\sum_{x \in \mathcal{X}} p^\gamma(x)) (\sum_{x \in \mathcal{X}} q^\gamma(x))^{\gamma-1}}{(\sum_{x \in \mathcal{X}} p(x) q^{\gamma-1}(x))^\gamma} \right), \quad \gamma > 0.$$

The γ -divergences are projective divergences which guarantee that $D_\gamma[p : p'] = D_\gamma[\lambda p : \lambda' p']$ for any $\lambda, \lambda' > 0$. Thus let us rewrite $p(x) = \frac{\tilde{p}(x)}{Z_p}$ and $q(x) = \frac{\tilde{q}(x)}{Z_q}$ where $\tilde{p}(x)$ and $\tilde{q}(x)$ are computationally tractable unnormalized pmfs, and Z_p and Z_q their respective computationally intractable normalizers. Then we have $D_\gamma[p : p'] = D_\gamma[\tilde{p} : \tilde{p}']$.

Let

$$I_\gamma[p : q] := \sum_{x \in \mathcal{X}} p(x) q(x)^\gamma.$$

Then the γ -divergence can be written compactly as:

$$D_\gamma[p : q] = D_\gamma[\tilde{p} : \tilde{q}] = \frac{1}{\gamma(\gamma - 1)} \log \left(\frac{I_\gamma[\tilde{p} : \tilde{p}] I_\gamma[\tilde{q} : \tilde{q}]^{\gamma-1}}{I_\gamma[\tilde{p} : \tilde{q}]^\gamma} \right).$$

We consider $p = p_\xi$ and $q = p_{\xi'}$ two pmfs belonging to the exponential family of discrete normal distributions. Let $I_\gamma(\xi : \xi') = I_\gamma(p_\xi : p_{\xi'})$. It was proved in [38] that when $\gamma\xi + \xi'$ falls inside the natural parameter space, we have

$$I_\gamma(\xi : \xi') = \exp(F(\xi + \gamma\xi') - F(\xi) - \gamma F(\xi')),$$

where $F(\xi) = \log \theta(\xi)$ denotes the cumulant function of the discrete normal distributions. Thus the exact values of the definite summations I_γ depend on the theta functions.

A very interesting property is that the γ -divergences tend asymptotically to the Kullback-Leibler divergence when $\gamma \rightarrow 0$ [19]. But let us notice that the KL divergence is not a projective divergence, and that for small enough $\gamma > 0$, we have $\gamma\xi + \xi'$ falling inside the natural parameter space.

We can approximate the infinite summation using a finite region of integer lattice points $R_{\xi, \xi'}$:

$$I_{\gamma, R_{\xi, \xi'}}(\xi : \xi') := \sum_{x \in R_{\xi, \xi'}} \tilde{p}_\xi \tilde{p}_{\xi'}(x)^\gamma.$$

For example, we can use the theta ellipsoids¹⁰ [15] E_ξ and $E_{\xi'}$ used to approximate $\theta(\xi)$ and $\theta(\xi')$, respectively (Figure 2): We choose $R_{\xi, \xi'} = E_\xi \cup E_{\xi'}$. In practice, this approximation of the I_γ summations scales well in high dimensions. Thus we get our approximation of the KL divergence summarized in the following proposition:

Proposition 6 *The Kullback-Leibler divergence between two discrete normal distributions p_ξ and $p_{\xi'}$ can be efficiently approximated:*

$$D_\gamma[p_\xi : p_{\xi'}] \approx \frac{1}{\gamma(\gamma - 1)} \log \left(\frac{(I_{\gamma, E_\xi}(\xi : \xi) I_{\gamma, E_{\xi'}}(\xi' : \xi')^{\gamma-1})}{I_{\gamma, E_\xi \cup E_{\xi'}}(\xi : \xi')^\gamma} \right), \quad (13)$$

for γ close to 0 (say, $\gamma = 10^{-5}$), where E_ξ and $E_{\xi'}$ are the integer lattice points falling inside the theta ellipsoids used to approximate the theta functions [15] $\theta(\xi)$ and $\theta(\xi')$, respectively.

Notice that we may choose different shapes instead of ellipsoids to select the integer lattice points. For example, we can use a isothetic box. There is trade-off to choose between the number of integer lattice points falling in a shape (linked to the precision of the approximation of the theta function) and the cost to compute that shape.

For large dimensions, we can also estimate the KL divergence by estimating the I_γ summations: Instead of summing on a region, we approximately sample uniformly from p_ξ and calculate the infinite sum by finite Monte Carlo integration:

$$\hat{I}_{\gamma, \mathcal{S}_m}(\xi : \xi') = \frac{1}{m} \sum_{i=1}^m p_{\xi'}(s_i)^\gamma,$$

where $\mathcal{S}_m = \{s_1, \dots, s_m\}$ is a set of m independently and identically uniform variates from $p_\xi \sim N_{\mathbb{Z}}(\xi)$. We get the overall estimator:

$$\hat{D}_{\text{KL}, \mathcal{S}_m}[p_\xi : p_{\xi'}] \approx \frac{1}{\gamma(\gamma - 1)} \log \left(\frac{(\hat{I}_{\gamma, \mathcal{S}_m}(\xi : \xi) \hat{I}_{\gamma, \mathcal{S}_m}(\xi' : \xi')^{\gamma-1})}{\hat{I}_{\gamma, \mathcal{S}_m}(\xi : \xi')^\gamma} \right), \quad (14)$$

for $\gamma > 0$ close to 0.

One open problem is to efficiently sample uniformly multivariate discrete normal distributions $N_{\mathbb{Z}}(\mu, \Sigma)$. We proposed formerly two heuristics.

¹⁰For example, the theta ellipsoid region R_ξ is stored in the structure `RiemannMatrix` in the `Theta.jl` package.

References

- [1] Divesh Aggarwal, Daniel Dadush, Oded Regev, and Noah Stephens-Davidowitz. Solving the shortest vector problem in 2^n time using discrete Gaussian sampling. In *Proceedings of the forty-seventh annual ACM symposium on Theory of computing*, pages 733–742, 2015.
- [2] Daniele Agostini and Carlos Améndola. Discrete Gaussian distributions via theta functions. *SIAM Journal on Applied Algebra and Geometry*, 3(1):1–30, 2019.
- [3] Daniele Agostini and Lynn Chua. Computing theta functions with Julia. *Journal of Software for Algebra and Geometry*, 11(1):41–51, 2021.
- [4] Shun-ichi Amari. *Information geometry and its applications*, volume 194. Springer, 2016.
- [5] Arindam Banerjee, Srujana Merugu, Inderjit S Dhillon, and Joydeep Ghosh. Clustering with Bregman divergences. *Journal of machine learning research*, 6(10), 2005.
- [6] Ole Barndorff-Nielsen. *Information and exponential families in statistical theory*. John Wiley & Sons, 2014.
- [7] Alessandro Budroni and Igor Semaev. New Public-Key Crypto-System EHT. *arXiv preprint arXiv:2103.01147*, 2021.
- [8] Clément L Canonne, Gautam Kamath, and Thomas Steinke. The discrete Gaussian for differential privacy. *arXiv preprint arXiv:2004.00010*, 2020.
- [9] S Carrazza and D Krefl. Theta: A Python library for Riemann-Theta function based machine learning. <https://doi.org/10.5281/zenodo.1120325>.
- [10] Stefano Carrazza and Daniel Krefl. Sampling the Riemann-Theta Boltzmann machine. *Computer Physics Communications*, 256:107464, 2020.
- [11] N. N. Čencov. Algebraic foundation of mathematical statistics. *Statistics: A Journal of Theoretical and Applied Statistics*, 9(2):267–276, 1978.
- [12] Andrzej Cichocki and Shun-ichi Amari. Families of alpha-beta-and gamma-divergences: Flexible and robust measures of similarities. *Entropy*, 12(6):1532–1568, 2010.
- [13] Thomas M Cover. *Elements of information theory*. John Wiley & Sons, 1999.
- [14] Robin De Jong. Theta functions on the theta divisor. *The Rocky Mountain Journal of Mathematics*, pages 155–176, 2010.
- [15] Bernard Deconinck, Matthias Heil, Alexander Bobenko, Mark Van Hoeij, and Marcus Schmies. Computing Riemann theta functions. *Mathematics of Computation*, 73(247):1417–1442, 2004.
- [16] Bernard Deconinck and Matthew S Patterson. Computing with plane algebraic curves and Riemann surfaces: the algorithms of the Maple package “algcures”. In *Computational approach to Riemann surfaces*, pages 67–123. Springer, 2011.
- [17] Bernard Deconinck and Mark Van Hoeij. Computing Riemann matrices of algebraic curves. *Physica D: Nonlinear Phenomena*, 152:28–46, 2001.

- [18] Jörg Frauendiener, Carine Jaber, and Christian Klein. Efficient computation of multidimensional theta functions. *Journal of Geometry and Physics*, 141:147–158, 2019.
- [19] Hironori Fujisawa and Shinto Eguchi. Robust parameter estimation with a small bias against heavy contamination. *Journal of Multivariate Analysis*, 99(9):2053–2081, 2008.
- [20] Vincent Garcia and Frank Nielsen. Simplification and hierarchical representations of mixtures of exponential families. *Signal Processing*, 90(12):3197–3212, 2010.
- [21] Tim Hoffmann and Markus Schmies. jReality, jtem, and oorange—a way to do math with computers. In *International Congress on Mathematical Software*, pages 74–85. Springer, 2006.
- [22] Harold Hotelling. Spaces of statistical parameters. *Bull. Amer. Math. Soc*, 36:191, 1930. First mention hyperbolic geometry for Fisher-Rao metric of location-scale family.
- [23] Angshuman Karmakar, Sujoy Sinha Roy, Oscar Reparaz, Frederik Vercauteren, and Ingrid Verbauwhede. Constant-time discrete Gaussian sampling. *IEEE Transactions on Computers*, 67(11):1561–1571, 2018.
- [24] Adrienne W Kemp. Characterizations of a discrete normal distribution. *Journal of Statistical Planning and Inference*, 63(2):223–229, 1997.
- [25] JHC Lisman and MCA Van Zuylen. Note on the generation of most probable frequency distributions. *Statistica Neerlandica*, 26(1):19–23, 1972.
- [26] J Navarro and JM Ruiz. A note on the discrete normal distribution. *Advances and Applications in Statistics*, 5(2):229–245, 2005.
- [27] Eric Nichols and Christopher Raphael. Automatic transcription of music audio through continuous parameter tracking. In *International Society for Music Information Retrieval (ISMIR)*, pages 387–392, 2007.
- [28] Frank Nielsen. An information-geometric characterization of Chernoff information. *IEEE Signal Processing Letters*, 20(3):269–272, 2013.
- [29] Frank Nielsen. On the Jensen–Shannon symmetrization of distances relying on abstract means. *Entropy*, 21(5):485, 2019.
- [30] Frank Nielsen. An elementary introduction to information geometry. *Entropy*, 22(10):1100, 2020.
- [31] Frank Nielsen. The Siegel–Klein Disk: Hilbert Geometry of the Siegel Disk Domain. *Entropy*, 22(9):1019, 2020.
- [32] Frank Nielsen. On a Variational Definition for the Jensen-Shannon Symmetrization of Distances Based on the Information Radius. *Entropy*, 23(4):464, 2021.
- [33] Frank Nielsen and Sylvain Boltz. The Burbea-Rao and Bhattacharyya centroids. *IEEE Transactions on Information Theory*, 57(8):5455–5466, 2011.
- [34] Frank Nielsen and Vincent Garcia. Statistical exponential families: A digest with flash cards. *arXiv preprint arXiv:0911.4863*, 2009.

- [35] Frank Nielsen and Richard Nock. Entropies and cross-entropies of exponential families. In *2010 IEEE International Conference on Image Processing*, pages 3621–3624. IEEE, 2010.
- [36] Frank Nielsen and Richard Nock. A closed-form expression for the Sharma–Mittal entropy of exponential families. *Journal of Physics A: Mathematical and Theoretical*, 45(3):032003, 2011.
- [37] Frank Nielsen and Richard Nock. On Rényi and Tsallis entropies and divergences for exponential families. *arXiv preprint arXiv:1105.3259*, 2011.
- [38] Frank Nielsen and Richard Nock. Patch matching with polynomial exponential families and projective divergences. In *International Conference on Similarity Search and Applications*, pages 109–116. Springer, 2016.
- [39] Frank WJ Olver, Daniel W Lozier, Ronald F Boisvert, and Charles W Clark. *NIST handbook of mathematical function*. Cambridge university press, 2010.
- [40] Dilip Roy. The discrete normal distribution. *Communications in Statistics-theory and Methods*, 32(10):1871–1883, 2003.
- [41] Carl Ludwig Siegel. *Symplectic geometry*. Elsevier, 2014.
- [42] C. Swierczewski. Abelfunctions: A library for computing with abelian functions, riemann surfaces, and algebraic curves, 2017. <http://github.com/abelfunctions/abelfunctions>.
- [43] Christopher Swierczewski and Bernard Deconinck. Computing Riemann theta functions in Sage with applications. *Mathematics and computers in Simulation*, 127:263–272, 2016.
- [44] Paweł J Szablowski. Discrete normal distribution and its relationship with Jacobi theta functions. *Statistics & probability letters*, 52(3):289–299, 2001.
- [45] Tim Van Erven and Peter Harremos. Rényi divergence and Kullback-Leibler divergence. *IEEE Transactions on Information Theory*, 60(7):3797–3820, 2014.
- [46] Saul Youssef. Quantum mechanics as Bayesian complex probability theory. *Modern Physics Letters A*, 9(28):2571–2586, 1994.
- [47] Arnold Zellner and Richard A Highfield. Calculation of maximum entropy distributions and approximation of marginalposterior distributions. *Journal of Econometrics*, 37(2):195–209, 1988.

A Code snippet in Julia

The Julia language can be freely downloaded from <https://julialang.org/>.

The ellipsoids used to approximate the theta function θ_R are stored in the `RiemannMatrix` structure of the `Theta.jl` Julia package:

```
julia> M=[0.1im 0; 0 0.1im];
julia> RiemannMatrix(M)
RiemannMatrix{Complex{Float64}} [0.0 + 0.1im 0.0 + 0.0im; 0.0 + 0.0im 0.0 + 0.1im], 2, [0.0 0.0; 0.0 0.0], [0.1 0.0; 0.0 0.1], [0.31622776601683794 0.0; 0.0 0.31622776601683794], Array{Any, 1} [[[-9, 3], [8, 5], [-7, -9], [-4, 0], [4, 8], [-2, 1], [9, 3], [0, -5], [-9, 0], [1, 7], ... [1, -8], [10, 1], [11, 0], [8, 8], [-3, 3], [5, -3], [-4, -8], [11, 2], [-8, 6]], [[-9, 3], [8, 5], [-7, -9], [-4, 0], [4, 8], [-2, 1], [9, 3], [0, -5], [-9, 0], [1, 7], ... [1, -8], [10, 1], [11, 0], [8, 8], [-3, 3], [5, -3], [-4, -8], [11, 2], [-8, 6]], [[-9, 3], [8, 5], [-7, -9], [-4, 0], [4, 8], [-2, 1], [9, 3], [0, -5], [-9, 0], ... [10, 1], [11, 0], [8, 8], [-3, 3], [5, -3], [-4, -8], [11, 2], [-8, 6]], [[-9, 3], [8, 5], [-7, -9], [-4, 0], [4, 8], [-2, 1], [9, 3], [0, -5], [-9, 0], ... [11, 0], [8, 8], [-3, 3], [5, -3], [2, 13], [-4, -8], [11, -3], [11, 2], [12, 3], [-8, 6]], [[-9, 3], [8, 5], [-7, -9], [-4, 0], [4, 8], [-2, 1], [9, 3], [0, -5], [-9, 0], ... [-3, 3], [5, -3], [2, 13], [10, 10], [-4, -8], [11, -3], [-13, -5], [11, 2], [12, 3], [-8, 6]]]]
```

Executing the code below gives the following result:

```
julia> BhattacharyyaDistance(v1,M1,v2,M2)
1.6259948590224578
```

```
julia> KLDivergence(v1,M1,v2,M2)
7.841371347366552
```

```
# in Julia 1.4.2
using Theta
```

```
M1=[0.1 0; 0 0.2];
v1 = [-0.2;-0.2];
M2=[0.15 0; 0 0.25];
v2 = [0.2;0.2];
```

```
# cumulant function of the discrete normal family
```

```
function F(v,M)
R= RiemannMatrix(im*M);
log(real(theta(-im*v,R)))
end
```

```
# Renyi divergence between two discrete normal distributions
```

```
function RenyiDivergence(alpha,v1,M1,v2,M2)
M12=alpha*M1+(1-alpha)*M2;
v12=alpha*v1+(1-alpha)*v2;
(1/(1-alpha))* (alpha*F(v1,M1) +(1-alpha)*F(v2,M2) - F(v12,M12))
end
```

```
function BhattacharyyaDistance(v1,M1,v2,M2)
(1/2)*RenyiDivergence(1/2,v1,M1,v2,M2)
end
```

```
function KLDivergence(v1,M1,v2,M2)
alpha=0.9999999999;
RenyiDivergence(alpha,v1,M1,v2,M2)
end
```

```
BhattacharyyaDistance(v1,M1,v2,M2)
KLDivergence(v1,M1,v2,M2)
```