

# Approximating the Bundled Crossing Number\*

Alan Arroyo<sup>\*</sup> and Stefan Felsner<sup>\*\*</sup>

<sup>\*</sup>IST Austria, Klosterneuburg, Austria,  
`alanarroyoguevara@gmail.com`

<sup>\*\*</sup>Institut für Mathematik, Technische Universität Berlin,  
 Germany `felsner@math.tu-berlin.de`

October 1, 2021

Bundling crossings is a strategy which can enhance the readability of drawings. In this paper we consider good drawings, i.e., we require that any two edges have at most one common point which can be a common vertex or a crossing. Our main result is that there is a polynomial time algorithm to compute an 8-approximation of the bundled crossing number of a good drawing (up to adding a term depending on the facial structure of the drawing). In the special case of circular drawings the approximation factor is 8 (no extra term), this improves upon the 10-approximation of Fink et al. [13]. Our approach also works with the same approximation factor for families of pseudosegments, i.e., curves intersecting at most once. We also show how to compute a  $\frac{9}{2}$ -approximation when the intersection graph of the pseudosegments is bipartite.

---

<sup>\*</sup>This work was initiated during the Workshop on Geometric Graphs in November 2019 in Strobl, Austria. We would like to thank Oswin Aichholzer, Fabian Klute, Man-Kwun Chiu, Martin Balko, Pavel Valtr for their avid discussions during the workshop. The first author has received funding from the European Union's Horizon 2020 research and innovation programme under the Marie Skłodowska-Curie grant agreement No 754411. The second author has been supported by the German Research Foundation DFG Project FE 340/12-1.

# 1 Introduction

The study of bundled crossings is a promising topic in Graph Drawing due to its practical applications in Network Visualization and the rich connections with related areas such as Topological Graph Theory. One of the mantras motivating the study of crossing numbers is that “reducing crossings can improve the readability of a drawing, leading to better representation of graphs”. The study of bundled crossings provide an alternative way to assess readability by allowing crossings of a drawing to be bundled into regular grid-patterns with the goal of minimizing the number of bundles instead of minimizing the number of individual crossings.

The *crossing number* of a graph  $G$  is the minimum integer  $\text{cr}(G)$  for which  $G$  has a drawing in the sphere with  $\text{cr}(G)$  crossings. Computing the crossing number of a graph is a notoriously hard problem. There are long standing conjectures regarding the crossing numbers of complete graphs [18, 3] and complete bipartite graphs [26]. Another family whose crossing numbers have been intensely studied are cartesian products of two cycles  $C_m \square C_n$ . It is conjectured that their crossing number is  $\text{cr}(C_m \square C_n) = (m - 2)n$  for,  $3 \leq m \leq n$  [19]. Figure 1(left) indicates how to draw products of cycles with few crossings, these drawings show  $\text{cr}(C_m \square C_n) \leq (m - 2)n$ .

*crossing  
number*

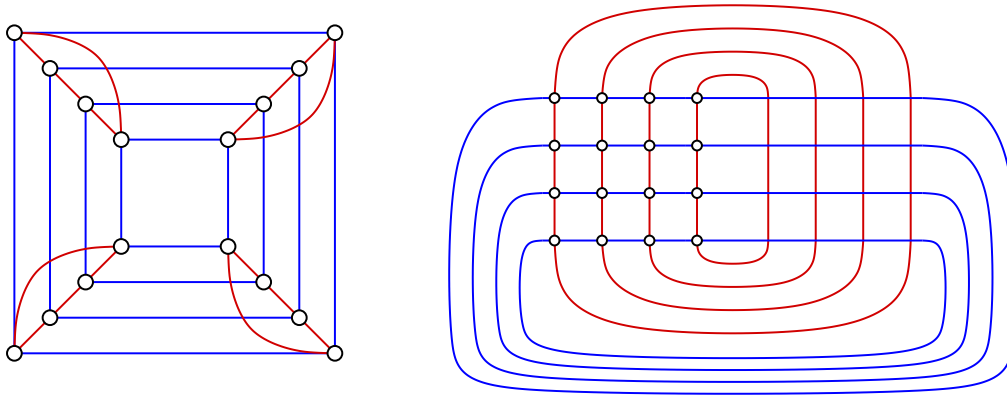


Figure 1: The crossing number of  $C_4 \square C_4$  is 8 (left) but there is a drawing with 16 crossings which can be viewed as a single bundled crossing (right).

To define bundled crossings, we consider the *planarization* of a drawing  $D$  in the sphere, this is the plane graph obtained by replacing crossings by degree-4 vertices (we always assume that a crossing point belongs to only two edges). A *bundled crossing* or *bundle* of  $D$  is a subgraph of the planarization of  $D$  isomorphic to an  $n \times m$ -grid graph ( $n, m \geq 1$ ), whose vertices are exclusively crossings. A drawing of  $C_4 \square C_4$  where all crossings can be assigned to a single bundle is shown in Figure 1(right).

*bundle*

A *bundling* of  $D$  is a partition of the crossings of  $D$  into disjoint bundles. The *bundled crossing number*  $\text{bc}(D)$  of a drawing  $D$  is the minimum number of bundles in any bundling of  $D$ , whereas the bundled crossing number  $\text{bc}(G)$  of a graph  $G$  is the minimum  $\text{bc}(D)$  taken over all drawings  $D$  of  $G$ . From the fact that  $C_4 \square C_4$  is not planar and Figure 1, it follows that  $\text{bc}(C_4 \square C_4) = 1$ . Indeed,  $\text{bc}(C_m \square C_n) = 1$  for  $n, m \geq 3$ .

*bundled  
crossing  
number*

## 1.1 Previous work

Schaefer in his survey on crossing number problems [25] suggests to also consider bundlings of crossings. Alam et al. [1] were the first to consider the problem from a graph drawing viewpoint. Later, Fink and coauthors considered the problem of computing  $bc(\cdot)$  both in the *free-drawing* variant, when a graph  $G$  is the input, and the goal is to compute  $bc(G)$ , and in the *fixed-drawing* variant, where the drawing  $D$  is the input, and the goal is to find  $bc(D)$ , i.e., to assign the crossings to as few bundles as possible. In this work we will focus on the fixed-drawing variant<sup>1</sup>.

*free-  
drawing*

Fink et al. [13] showed that computing  $bc(\cdot)$  is NP-hard in the fixed-drawing variant of the problem. The hardness of the free-drawing variant has been shown by Chaplick et al. [4]. An algorithm that computes a 10-approximation of  $bc(D)$  for circular drawings was presented by Fink et al. [13], here a *circular drawing* of a graph is one where vertices are drawn on a circle and edges are drawn inside the circle. Circular drawings are assumed to be simple, where a *simple drawing* is a drawing in which (1) any two edges intersect at most once; (2) the intersection between any two edges is either a common end or a crossing; and (3) no three edges share a crossing. Our work departs from the question of whether  $bc(D)$  can be approximated on classes of drawings beyond the class of circular drawings.

*circular  
drawing  
simple  
drawing*

### 1.1.1 More related work.

Bundling the edges of a graph is a commonly used technique in the visualization of large and dense graphs or networks. Together with van Wijk, Holten introduced the idea of edge bundling to the area of information visualization [20, 21]. Subsequently the concept was studied by many researchers, see for example [16, 23, 24, 5, 12, 2, 28, 17]. In contrast to the concept of the bundled crossing number most algorithms used in information visualization for edge bundling are of heuristic nature and do not provide any guarantees on the quality of the solution.

A related definition to bundled crossings are *block crossings*. This notion was studied in the context of layouts of metro maps [14] and storyline visualizations [27], but is less general than the later devised idea of bundled crossings. Another approach to formalize the idea of edge bundling are so-called *confluent drawings*. Here, edges are drawn as continuous curves that are allowed to merge and split similar to switches in a train network. These drawings were introduced by Dickerson et al. [6] and subsequently studied by the graph drawing community [11, 9, 10, 15, 22]. Recently, these drawings were also picked up in more applied contexts, using heuristic approaches [2, 28].

---

<sup>1</sup>In this work we are interested in bundling connected drawings, hence, faces of a bundle bounded by "squares" are empty. In previous literature, the emptiness of squares was part of the definition of bundled crossings.

## 1.2 Our contribution

To prepare for the statement of our main results we first show how to reduce the problem of computing  $bc(\cdot)$  for a graph drawing  $D$  to computing  $bc(\cdot)$  for a *set of strings*. Secondly, we introduce a special configuration called a toothed-face which plays a special role in this work.

To each graph drawing  $D$  we associate a set  $\mathcal{E}$  of strings obtained in two steps: first, delete all the uncrossed edges of  $D$ ; second, for each edge  $e$  of  $D$ , slightly remove two small bits of  $e$  including its endpoints to obtain a *string* (a closed arc). The obtained set  $\mathcal{E}$  of strings is the drawing of a matching, thus  $bc(\mathcal{E})$  is well-defined. Moreover, the bundlings of  $D$  are in one-to-one correspondence with the bundlings of  $\mathcal{E}$ , so often in this work we restrict ourselves to study bundlings of sets of strings.

In connection with the crossing number minimization problem it is natural to restrict the attention to simple drawings, in this context they are often referred to as *good drawings*. The set of strings associated with a good drawing turns out to be a *family of pseudosegments*, i.e., it is a set of strings with the property that no string self-intersects and no two strings cross more than once.

Any set of strings divides the plane into open regions called *faces*. A string *ends* in a face  $F$  if one of its endpoints is incident with the boundary of  $F$ . Before defining toothed-faces, keep in mind that the boundary of a face is not necessarily the same as the boundary of its closure. For instance, Figure 2 shows two examples of faces where their boundaries include pieces of strings ending in the face while their closure is bounded by only four pieces of strings.



Figure 2: Examples of toothed-faces.

A *toothed-face* is a face  $F$  of a set of strings such that (1) at least one string ends in  $F$ ; (2) the closure  $\overline{F}$  is bounded by exactly four pieces of strings; and (3) all the crossings between the strings ending in  $F$  and the boundary of  $\overline{F}$  occur in only two opposite string-pieces among the four string-pieces bounding  $\overline{F}$ . For each set of strings  $\mathcal{E}$  we will let  $t(\mathcal{E})$  be the number of toothed-faces. If  $\mathcal{E}$  is associated to a drawing  $D$ , then we let  $t(D) := t(\mathcal{E})$ . The next is our first main result.

**Theorem 1.** *For a connected good drawing  $D$  with  $t = t(D)$  there is a polynomial-time algorithm to compute a bundling with at most  $8bc(D) + t$  bundles.*

The algorithm used in Theorem 1 is a simple greedy approach that has been known for some time. In the next section we will informally explain this greedy algorithm.

Our main contribution is to improve Fink et al. 10-approximation on two fronts. First, since circular drawings do not induce toothed-faces, Theorem 1 shows that the

greedy approach produces an 8-approximation instead of a 10-approximation for circular drawings. Second, Theorem 1 extends the guarantee of obtaining an approximate solution to the more general class of simple drawings.

In our second main result we improve the approximation factor when the drawing  $D$  is as in Thm. 1 and has the additional property that the intersection graph of the edges of  $D$  is bipartite. In such case we call  $D$  a *bipartite instance*.

*bipartite  
instance*

**Theorem 2.** *If  $D$  is a bipartite instance with  $t = t(\mathcal{E})$  toothed-faces, then there is a polynomial-time algorithm to compute a bundling with at most  $\frac{9}{2}bc(D) + \frac{1}{2}t$  bundles.*

### 1.3 An easy example: Bundling bi-laminar families of chords

In this section, in an informal approach, we consider a concrete example that captures many of the concepts that will be used in the later parts of the paper. The approximation algorithm of Fink et al. [13] is based on the very same concepts that are introduced here.

A *laminar family* of chords is a collection of pairwise disjoint chords in a circle such that for any three chords one of them separates the other two. A *bi-laminar instance* is a circle together with a red and a blue laminar family of chords such that any two chords have at most one crossing (Figure 3a).

*laminar  
family  
bi-laminar  
instance*

A bi-laminar instance can be converted, by an appropriate crossing-preserving transformation, into a family of blue vertical chords and red horizontal chords drawn inside an *orthogonal polygon*  $P$ , i.e., a polygon whose edges are parallel to the  $x$ - and  $y$ -axis (Figure 3b). Moreover, the polygon and the chords can be chosen so that the chords are evenly spaced forming a regular grid inside  $P$ .

*orthogonal  
polygon*

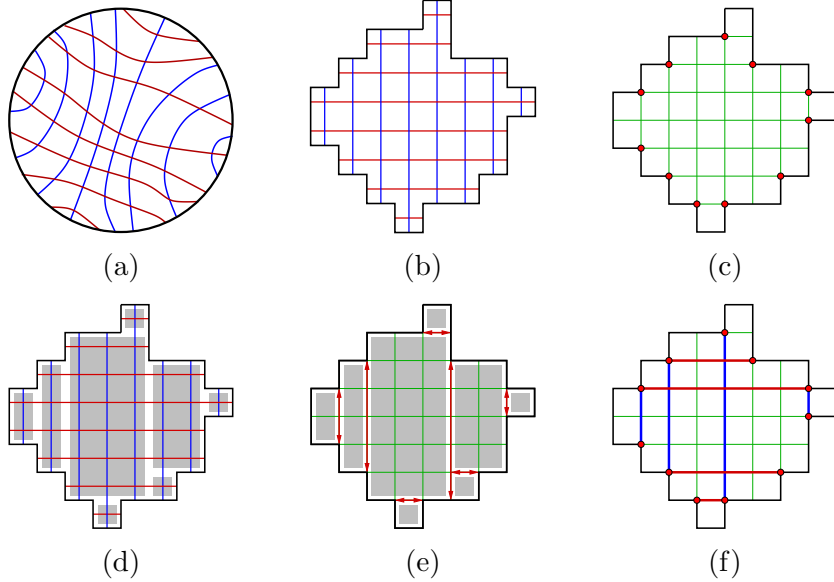


Figure 3: Bundling of a bi-laminar instance.

With the tranformed instance in hand, we can now subdivide the area inside  $P$  into squares, each of them containing a crossing in its center. We will refer to the green

graph obtained from the union of  $P$  and the perimeter of the squares as the *dual net* of the instance (Figure 3c). A bundled crossing corresponds to a collection of squares in the dual net forming a *rectangle* (Figures 3d-3e); moreover, a *bundling* of the new instance corresponds to a partition of the squares of the dual net into rectangles. Any such partition is called a *rectangulation* of  $P$ , and a minimal bundling corresponds to a rectangulation using a minimum number of rectangles. dual net  
rectangulation

The problem of rectangulating an orthogonal polygon into the minimum number of rectangles was solved by at least three independent groups in the 80's, Eppstein [8] contains the relevant references. We next describe a polynomial time algorithm for finding a minimal rectangulation.

The segments added to the polygon  $P$  to obtain a rectangulation are either horizontal or vertical (red bi-arrows in Figure 3e). In a rectangulation with  $R$  rectangles and  $S$  segments, the relation  $R = S + 1$  holds. Therefore, the problem of finding a minimal rectangulation is equivalent to the problem of adding a minimal set of segments inducing a rectangulation of  $P$ .

Each concave corner  $v$  of  $P$  (red vertices in Figure 3c) must be incident with at least one segment of any rectangulation. We call this the *requirement* at  $v$  (the requirement is related to what we later call the *exponent* of  $v$ ). A *good segment* is a segment connecting two concave corners; it is called good because it satisfies the requirement of two corners. Figure 3f shows the given polygon together with all the good segments. The example shows that pairs of segments may cross or share an endpoint, we say that they are in *conflict*. good  
segment  
conflict

Ultimately the rectangulation problem for  $P$  reduces to study a conflict graph  $C$  whose vertices are the possible good segments. Two good segments in  $C$  are joined by an edge, when they are in conflict. The conflict graph is bipartite, with blue segments on one side and red segments on the other. A minimum family of segments that yields a rectangulation corresponds to a maximum independent set  $I$  of  $C$  plus a set of segments covering the corners which are not incident with elements in  $I$ . Since computing a maximum independent set in a bipartite graph can be done in polynomial time, the same holds true for computing a minimum family of segments rectangulating  $P$ .

Although we know how to find an exact solution for rectangulating  $P$ , we now describe how to find an approximate solution to illustrate the algorithm we will use to prove Theorem 1. Let  $S$  be a set of segments which is initially empty. Consider the concave corners of  $P$  one by one, when it comes to  $v$  and  $v$  is not incident to a segment  $S$  choose a direction  $d$  (horizontal or vertical) and *shoot a segment* in direction  $d$  from  $v$ , i.e., let  $s_v$  be the segment with one end at  $v$  extending into the interior of  $P$  and ending at the first point which belongs to a segment in  $S$  or the boundary of  $P$ , this segment  $s_v$  is added to  $S$ . From the discussion it should be clear that for laminar families of chords this process yields a rectangulation that uses at most twice as many the segments as an optimal one, i.e., it is a 2-approximation for the number of segments and also for the number of rectangles. We refer to this approach as the *greedy strategy*. Fink et al. [13] analyze this strategy in the setting where the input of the bundling problem is a circular drawing. They show that it yields a 10-approximation for the number of bundles. In greedy  
strategy

Sections 4-6 we analyze the greedy strategy for the bundling problem for good drawings and show that this simple-minded strategy guarantees an 8-approximation (Theorem 1).

In Section 7, we study biparte collections of strings; this is somehow closer to the laminar family studied here. There we show that a slightly modified greedy strategy produces a solution which is a  $\frac{3}{2}$ -approximation for the number of segments needed to rectangulate  $P$ . The key is to first compute a set of segments of one color which maximizes a parameter called marginal gain. This set is extended using the greedy strategy until a rectangulation is obtained.

## 2 Strings and Nets

We think of a bundling instance as a set of strings, i.e., as a set of simple curves in the plane. Throughout this paper, unless otherwise stated, we assume that the endpoints of any two strings are different and the union of the strings forms a connected set. A set  $\mathcal{E}$  of strings is *grounded* in  $\mathcal{B}$  (see Figure 4a) if  $\mathcal{B}$  is a set of pairwise disjoint blue simple closed-curves, we refer to them as *boundary curves*, such that (1) each string has its ends in the union of the boundary curves; (2) boundary curves only intersect the strings at their ends; (3) each boundary curve contains at least one end of a string; and (4) no two boundary curves are incident with the same cell of  $\mathcal{E} \cup \mathcal{B}$ .

*grounded  
boundary  
curves*

One can always turn a set of strings into a grounded one by adding a single blue curve in each face where strings end (Figure 4a). Henceforth, unless otherwise stated, any set of strings we consider is grounded.

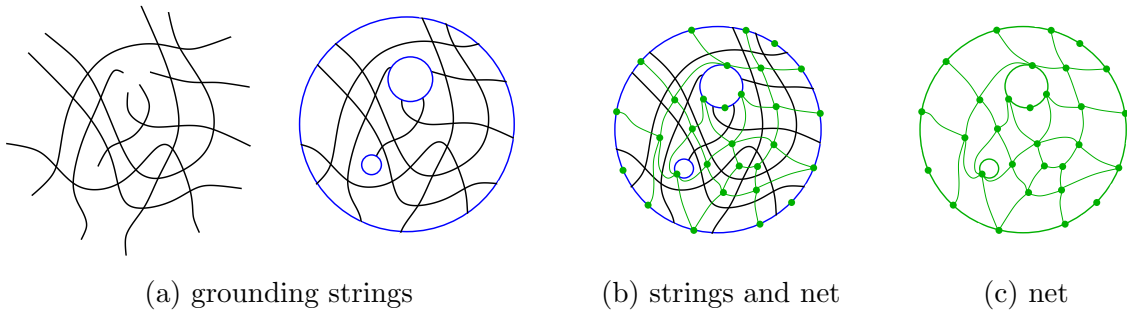


Figure 4

To a grounded set of strings  $(\mathcal{E}, \mathcal{B})$  we associate a plane graph which is called the *dual net* or just the *net*. The net  $\mathcal{N}$  is obtained by placing a vertex in each cell which is not bounded by a single closed curve in  $\mathcal{B}$  and by adding an edge between two vertices whenever their corresponding cells share a segment of a string connecting two consecutive intersection points. We will draw our dual net as in Figure 4c so that each vertex corresponding to a cell incident to a boundary curve is drawn on the boundary curve, and edges connecting two consecutive vertices in the same boundary curve are also drawn along the boundary curve.

*net*

The faces of  $\mathcal{N}$  come in two kinds: *boundary-holes*, defined as the faces bounded by

*boundary-  
holes*

the boundary blue curves; and *squares*, each of them enclosing exactly one crossing of strings.

A bundle of a set of strings corresponds to a rectangle in the dual net. To be more precise, a set of squares is a *rectangle* if their enclosed crossings induce a bundle, i.e., if the squares can be labeled with a vertex-set of an  $n \times m$ -grid, so that any two squares adjacent in the grid share an edge of their boundaries. A *rectangulation* is a partition of the squares into rectangles, and such rectangulation is *optimal* if it corresponds to a bundling with a minimum number of bundles.

### 3 Segments and Holes

In this section we consider a fixed set of grounded strings with its dual net  $\mathcal{N} = (V, E)$ . The *border* of  $\mathcal{N}$  is the subgraph induced by vertices and edges drawn on boundary curves. Any vertex or edge of  $\mathcal{N}$  not on the border is *interior*. A degree-4 interior vertex is called *regular* and any other interior vertex is a *vertex-hole*. A *hole* is a vertex or face of  $\mathcal{N}$  that is either a vertex-hole or a boundary-hole.

A path of  $\mathcal{N}$  is *straight* if all its non-end vertices are regular and any two consecutive edges are opposite in the rotation at their common vertex. A *cut-set* is a set  $\mathcal{S}$  of edge-disjoint straight-paths where every end of a path is either on a hole or in the interior of another path of  $\mathcal{S}$ . We refer to the elements of a cut-set as *segments*.

Given a rectangulation  $\mathcal{R}$  of  $\mathcal{N}$ , an edge of  $E$  is *separating* if it belongs to the boundary of two squares belonging to different rectangles. A cut-set *delimits*  $\mathcal{R}$  if its segments only include separating edges and each separating edge is included in a segment.

One can always iteratively build a cut-set delimiting  $\mathcal{R}$ : The first segment  $s_1$  is obtained by considering any edge  $e_1$  in the set  $E' \subseteq E$  of separating edges, and by maximally extending  $e_1$  into a straight path. In the  $i$ -th step,  $s_i$  is obtained by maximally extending an edge  $e_i$  of  $E' \setminus E(s_1 \cup \dots \cup s_{i-1})$  into a straight path that is edge-disjoint from  $s_1, \dots, s_{i-1}$ . This is done until all the edges of  $E'$  are covered by the segments.

If there is no regular vertex  $v$  whose four incident edges are separating, then the cut-set delimiting  $\mathcal{R}$  is unique. Otherwise, for any such vertex  $v$ , one can choose the pair of opposite edges which belong to a common segment, the other two segments end at  $v$ . This binary choice at any such vertex  $v$  may give rise to exponentially many delimiting cut-sets. In practice, we will not be bothered by this technicality. We choose and fix an arbitrary cut-set of  $\mathcal{R}$ . With this in mind, we can now refer to the *segments of  $\mathcal{R}$*  as the segments of the chosen cut-set delimiting  $\mathcal{R}$ .

Figure 5a shows a rectangulation with 10 segments and Figure 5b shows the corresponding bundling of strings with 6 bundles.

Next we relate the number of rectangles and the number of segments in a rectangulation. Let  $H = H(\mathcal{N})$  denote the number of holes of  $\mathcal{N}$ .

**Lemma 1.** *In a net  $\mathcal{N}$  with  $H$  holes the numbers  $R$  of rectangles and  $S$  of segments satisfy:*

$$R - S + H = 2. \quad (1)$$



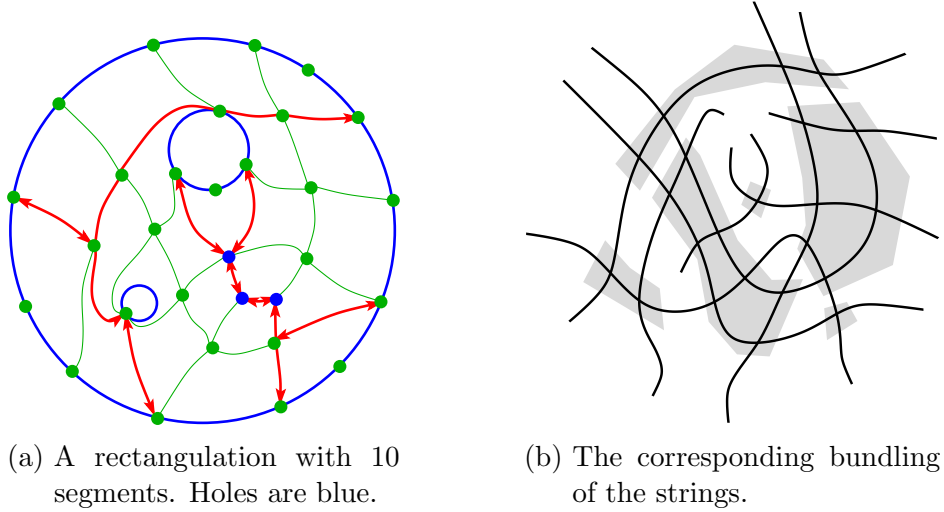


Figure 5

To prove Lemma 1, to any rectangulation  $\mathcal{R}$  of  $\mathcal{N}$  we will associate a cubic plane graph  $\Gamma = \Gamma(\mathcal{R})$ . The construction will be used again in Section 5.

**Construction of  $\Gamma$ :** First, we consider the subgraph  $\mathcal{H}$  of  $\mathcal{N}$  obtained from the union of the segments in  $\mathcal{R}$  and the border of  $\mathcal{N}$ . Color the edges of  $\mathcal{H}$  included in segments such that for each segment all the edges on the segment have the same color and the colors used for different segments are distinct.

Next, we apply a local transformation at each vertex  $v \in V(\mathcal{H})$ : If  $v$  is a regular vertex, then we keep  $v$  unchanged unless  $\deg_{\mathcal{H}}(v) = 4$ . In this case we split  $v$  into two vertices  $v_1, v_2$  joined by an edge as in Figure 6, where each  $v_i$  has degree 3 and the color of  $v_1v_2$  is the color of the unique segment having  $v$  in its interior.



Figure 6: Local transformation when  $v$  is regular and  $\deg_{\mathcal{H}}(v) = 4$ .

If  $v$  belongs to the border and  $\deg_{\mathcal{H}}(v) \geq 4$  or if  $v$  is a vertex-hole of arbitrary degree we split  $v$  as follows. Let  $\rho_{\mathcal{H}}(v) = (e_1, \dots, e_d)$  be its rotation in  $\mathcal{H}$ , so that when  $v$  is in the border of  $\mathcal{N}$ , we assume that the edges  $e_1$  and  $e_d$  are also in the border. Subdivide each vertex  $e_i$  by adding a degree-2 vertex in the middle of  $e_i$ . Remove  $v$  and all the half-edges incident with  $v$ . Next, add a path  $(e_1, \dots, e_d)$  or a cycle  $(e_1, \dots, e_d, e_1)$  depending whether  $v$  is in the border or not.

Finally, we suppress degree-2 vertices, i.e., if  $v$  is a vertex with  $\deg_{\mathcal{H}}(v) = 2$  and incident edges  $e_1, e_2$ , then we delete  $v$  and make  $e_1, e_2$  a single edge. This yields  $\Gamma$ . Figure 7 shows an example.

*Proof of Lemma 1.* Given a rectangulation  $\mathcal{R}$ , let  $\Gamma = \Gamma(\mathcal{R})$  as above. Each segment of the rectangulation corresponds to a monochromatic path in  $\Gamma$  and each vertex of  $\Gamma$  is an

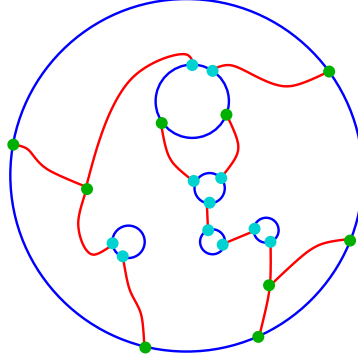


Figure 7: The graph  $\Gamma$  corresponding to the rectangulation of Figure 5a. Vertices obtained by splitting vertex-holes or vertices on boundaries are shown in light blue.

end-vertex of exactly one of them. Thus  $|V(\Gamma)| = 2S$ . As  $\Gamma$  is cubic,  $E(\Gamma) = \frac{3}{2}|V(\Gamma)| = 3S$ . Finally, as each face of  $\Gamma$  corresponds to either a rectangle or a hole,  $\Gamma$  has  $R + H$  faces. Equation 1 now follows from Euler's formula.  $\square$

Before concluding this section, we make some remarks about  $\Gamma$  that will be used later. We let  $\Gamma^*$  denote the plane dual of  $\Gamma$ .

**Remark 1.** (i) *Each face of  $\Gamma$  corresponds to a hole or to a rectangle.*

(ii)  *$\Gamma^*$  is a plane triangulation, i.e., the boundary walk of each face consists of three edges.*

(iii)  *$\Gamma$  and its planar dual  $\Gamma^*$  are simple graphs when every hole is incident with at least three segments of  $\mathcal{R}$  (otherwise  $\Gamma$  has multiedges and/or loops).*

(iv) *The vertices of  $\Gamma^*$  corresponding to holes form an independent set in  $\Gamma^*$ .*

## 4 Approximating the Number of Segments

Let  $\mathcal{N} = (V, E)$  be a net and  $B \subset E$  be the set of edges in the border of  $\mathcal{N}$ . An edge-set  $E_0 \subseteq E$  *saturates* a vertex  $v \in V$  if each angle induced by the edges of  $E_0 \cup B$  at  $v$  sees at most two squares, or, if  $v$  is regular and no edge of  $E_0$  is incident with  $v$ . Moreover,  $E_0$  *saturates*  $\mathcal{N}$  if every vertex is saturated by  $E_0$ .

Naturally, the (edge-set of the) segments of a rectangulation saturate  $\mathcal{N}$ . The next lemma shows that saturation is also sufficient to induce a rectangulation.

**Lemma 2.** *A cut-set of a net  $\mathcal{N}$  is saturating if and only if it delimits a rectangulation.*

Before proving Lemma 2, we observe that this lemma does not extend to more general systems of curves. In Figure 8 we depict more general systems of curves allowing closed curves and self-intersecting strings. Their corresponding dual nets are saturated by  $\emptyset$  whereas  $\emptyset$  does not induce a rectangulation in any of them.

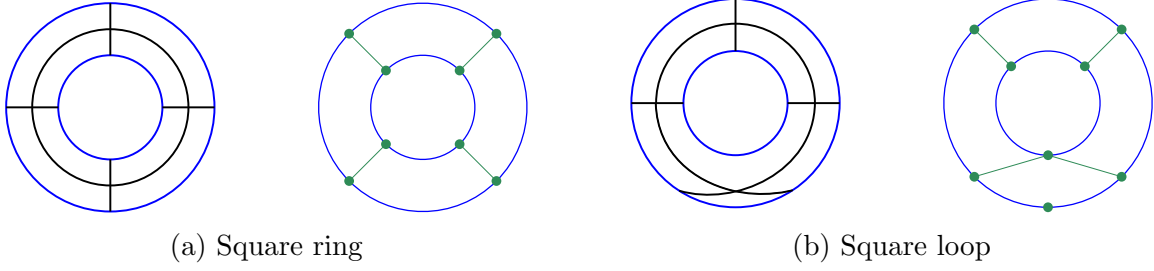


Figure 8

The dual nets of Figure 8a and 8b contain special configuration of squares forbidden in nets of strings: A *square-ring* is a circular sequence  $(s_0, s_1, \dots, s_m, s_0)$  of squares, where  $s_i$  is glued to  $s_{i-1}$  and  $s_{i+1}$  by using opposite sides of  $s_i$ . A *square-loop* is similar to a square-ring, except that one square is glued by using two consecutive sides instead of opposite sides.

*Proof of Lemma 2.* If  $\mathcal{S}$  is a set of segments delimiting a rectangulation, then each vertex is saturated by the edges of  $\mathcal{S}$  whence the set of segments is saturating.

Now let  $\mathcal{S}$  be a saturating cut-set and let  $B$  be the set of boundary-edges and  $S$  be the set of edges covered by  $\mathcal{S}$ . Also let  $U \subset E \setminus (B \cup S)$  be the set of interior edges not covered by the segments in  $\mathcal{S}$ . We proceed by induction on  $|U|$ . If  $|U| = 0$ , then each boundary edge of each square is either in the border or contained in a segment of  $\mathcal{S}$ . In this case  $\mathcal{S}$  induces a rectangulation.

Now let  $F$  be a face of the subgraph induced by  $B \cup S$ , such that  $F$  contains at least one edge from  $U$ . We have to show that  $F$  is a rectangle. Let  $(e_1, \dots, e_m)$  be the counterclockwise boundary walk of  $F$  (where  $e_i$  is the  $i$ -th edge encountered in the walk). Let  $e_0 = e_m$  and define  $W = (e_0, e_1, \dots, e_m)$ . Since  $\mathcal{S}$  is saturating, at most one edge of  $U$  is pointing into the interior of  $F$  between any pair  $e_i$  and  $e_{i+1}$  of edges. A square of  $\mathcal{N}$  is a *corner* of  $F$ , if it is contained in  $F$  and two of its boundary edges are consecutive in  $W$ . Since the squares incident to the edges in  $W$  do not form a square-ring not a square-loop, it follows that  $F$  has at least two corner squares. corner

Let  $s$  and  $s'$  be consecutive corners along  $W$  and let  $u_1, \dots, u_r$  be the sequence of edges pointing into  $F$  between  $s$  and  $s'$  and let  $u_0$  and  $u_{r+1}$  be the edges opposite to  $u_1$  and  $u_r$  on  $s$  and  $s'$  respectively. Note that  $u_0$  and  $u_{r+1}$  belong to  $W$ . Let  $s_0 = s$  and  $s_r = s'$  and for  $1 \leq i < r$  let  $s_i$  be the square incident to  $u_i$  and  $u_{i+1}$ . By relabeling  $W$ , we may assume that edge  $e_i$  is incident with  $s_i$  for  $i = 0, \dots, r$ . We let  $e'_i$  be the edge opposite to  $e_i$  in  $s_i$ . If an  $e'_i$  edge is in  $U$ , then all the  $e'_i$  edges must be in  $U$ , or else a vertex incident with two  $e'_i$ s, one in  $U$  and one not in  $U$ , would not be saturated by  $\mathcal{S}$ .

If all the  $e'_i$  edges are in  $B \cup S$ , then  $W = (e_1, \dots, e_r, u_{r+1}, e'_r, \dots, e'_1, u_0)$  and  $F = \bigcup_{i=0}^r s_i$ . In this case  $F$  is a rectangle. Otherwise all the  $e'_i$  edges are in  $U$ . In this case we add to  $\mathcal{S}$  the segment obtained from the union of the  $e'_i$  edges to obtain  $\mathcal{S}'$ . The ends of this new segment have already been saturated by  $\mathcal{S}$  and all its interior vertices are saturated by the segment, hence  $\mathcal{S}'$  is saturating. By induction  $\mathcal{S}'$  delimits a rectangulation. One rectangle of this rectangulation is  $F = \bigcup_{i=0}^r s_i$ . Let  $F'$  be the rectangle covering the square on the other side of  $e'_1$ . For each  $i$  let  $s'_i$  be the square

opposite of  $s_i$  at  $e'_i$ . The saturation property of the vertices on the path  $e'_1, \dots, e'_r$  implies that all the interior vertices of this path are of degree four in the net with all incident edges in  $U$ . At the end vertices of the path we find that  $s'_1$  and  $s'_r$  are consecutive corner squares of  $F'$ . Hence the union of  $F$  and  $F'$  is a rectangle delimited by  $\mathcal{S}$ .  $\square$

**Definition 1** (Exponent). *Given a net  $\mathcal{N} = (V, E)$  and  $v \in V$ , the exponent of  $v$  is the minimum number of edges in an edge-set saturating  $v$ . Hence  $\exp(v) = 0$  if  $v$  is a regular vertex and*

$$\exp(v) = \begin{cases} \left\lfloor \frac{\deg_{\mathcal{N}}(v)}{2} \right\rfloor - 1 & v \text{ is in the border;} \\ \left\lceil \frac{\deg_{\mathcal{N}}(v)}{2} \right\rceil & v \text{ is a vertex-hole.} \end{cases}$$

We let  $\exp(\mathcal{N}) := \sum_{v \in V} \exp(v)$ .

**A greedy strategy:** This strategy consists on linearly ordering the vertices  $v_1, \dots, v_k$  of  $\mathcal{N}$  with positive exponent and start adding segments at the vertices with increasing index. When it comes to  $v_i$  some incident edges may already be contained in segments belonging to earlier vertices. Select a minimal set of edges not covered by the segments such that shooting segments from these edges results in an edge set saturating  $v_i$ . Note that the number of segments introduced to saturate  $v_i$  is upper bounded by  $\exp(v_i)$ .

Henceforth, we will denote the number of rectangles and segments in an optimal rectangulation of  $\mathcal{N}$  by  $R_{opt}$  and  $S_{opt}$ , respectively. Likewise, we let  $R_{greed}$  and  $S_{greed}$  be the number of rectangles and segments, respectively, obtained after a run of the greedy strategy in  $\mathcal{N}$  for some linear order of the vertices.

**Observation 1.** *The following hold true for a net  $\mathcal{N}$ :*

- (i)  $S_{greed} \leq \exp(\mathcal{N})$ ;
- (ii)  $S_{opt} \geq \frac{1}{2} \exp(\mathcal{N})$ ; and consequently
- (iii)  $S_{greed} \leq 2 \cdot S_{opt}$ .

*Proof.* Item (i) directly follows from the definition of the greedy strategy. Since each segment of a rectangulation contains at most two vertices of positive exponent, (ii) holds because a segment has only two ends.  $\square$

## 5 Rectangles and Holes

In this section we collect a few facts about rectangles and holes that will be used in our approximations. It is important to observe that a greedy rectangulation approximates the optimal when  $R_{greed}$  is bounded by a constant factor of  $R_{opt}$ . The next observation already gives a related bound by adding the holes.

**Observation 2.**  $R_{greed} \leq 2R_{opt} + H - 2$ .

*Proof.* Apply Lemma 1 to both sides of Observation 1.(iii).  $\square$

Our task of approximating  $R_{opt}$  now reduces to understand under which circumstances  $H = O(R_{opt})$ . Let us start by deriving a bound for the odd holes. Let  $H_{odd}$  be the number of vertex-holes with odd degree in  $\mathcal{N}$ , i.e.,  $H_{odd}$  is the number of vertices of odd degree  $\geq 5$  in  $\mathcal{N}$ .

**Observation 3.**  $H_{odd} \leq 4 \cdot R_{opt}$ .

*Proof.* Consider an optimal rectangulation with a set of segments. If  $v$  is a vertex-hole of odd-degree, then at least one angle induced by the segments at  $v$  sees exactly one square. This square is the corner of a rectangle. Since each rectangle has 4 corners,  $H_{odd} \leq 4 \cdot R_{opt}$ .  $\square$

Our next observation about holes requires the following general observation about triangulations:

**Observation 4.** *In a simple plane triangulation with  $n$  vertices, an independent set has size at most  $\frac{2}{3}n$ .*

*Proof.* The degree of a vertex in a simple triangulation is at least 3. Hence, each vertex of the independent set is incident to at least three triangles. Each triangle sees at most one vertex from the independent set  $I$ . Hence we get  $3|I| \leq |F| = 2(n - 2)$ , whence  $|I| \leq \frac{2}{3}n$ .  $\square$

**Definition 2.** *Given a rectangulation  $\mathcal{R}$  of  $\mathcal{N}$ ,  $\delta(\mathcal{R})$  denotes the minimum number of segments of  $\mathcal{R}$  incident to any hole of  $\mathcal{H}$  ( $\delta(\mathcal{R})$  is the same as the minimum degree among the vertices of  $\Gamma^*(\mathcal{R})$  that represent holes). We let  $\delta(\mathcal{N})$  be the minimum integer  $k$  for which there is an optimal rectangulation  $\mathcal{R}_0$  of  $\mathcal{N}$  with  $\delta(\mathcal{R}_0) = k$ .*

Note that when  $h$  is a vertex-hole, then  $\deg_{\Gamma^*(\mathcal{R})}(h) \geq \exp(h)$ . For boundary-holes a corresponding lower bound is given by the sum of exponents of the incident vertices. Figure 9 shows that there are examples where  $\delta(\mathcal{N})$  is much larger than given by these lower bounds.

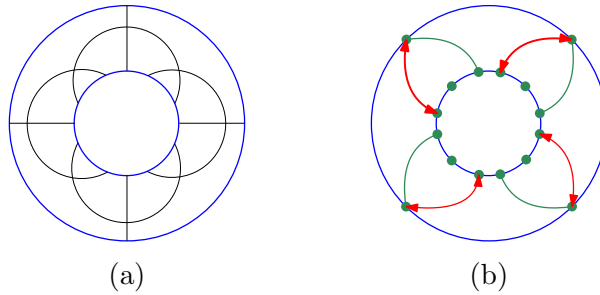


Figure 9: A set of strings (a) and its dual net (b). The red segments induce an optimal rectangulation, indeed  $\delta(\mathcal{N}) = 4$ . The exponents only imply  $\delta(\mathcal{N}) \geq 0$ .

**Observation 5.** *If  $\delta(\mathcal{N}) \geq 3$ , then  $H \leq 2 \cdot R_{opt}$ .*

*Proof.* Let  $\mathcal{R}_{opt}$  be an optimal rectangulation with  $\delta(\mathcal{R}) = \delta(\mathcal{N})$  and let  $\Gamma = \Gamma(\mathcal{R})$  be the 3 regular helper graph introduced in Section 3, page 9. Condition  $\delta(\mathcal{N}) \geq 3$  and Remark 1 imply that the holes of  $\mathcal{N}$  correspond to vertices of an independent set of the simple plane triangulation  $\Gamma^*$ . Observation 4 and Remark 1.(i) imply  $H \leq \frac{2}{3}|V(\Gamma^*)| = \frac{2}{3}(H + R_{opt})$ . Consequently  $H \leq 2 \cdot R_{opt}$ .  $\square$

## 5.1 Toothed-holes and toothed-faces

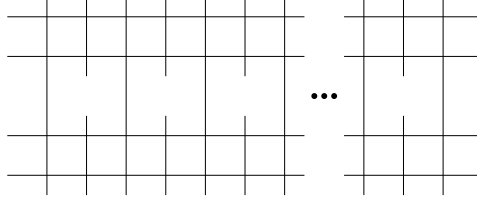


Figure 10: An example where  $R_{opt} = 2$  and  $H$  is arbitrarily large.

Previously, we saw that if all holes are incident with at least three segments, then  $H$  is  $O(R_{opt})$ . Unfortunately, it is not true in general that  $H$  is  $O(R_{opt})$ : Figure 10 shows that  $H$  can be arbitrarily large compared to  $R_{opt}$ . With the next lemma we prove that the unboundedness of  $H$  in terms of  $R_{opt}$  can always be attributed to the presence of toothed-faces.

**Lemma 3.**  $H \leq 6R_{opt} + t(\mathcal{E}) - 4$ .

As we are now dealing with nets, let us introduce the dual counterpart of a toothed-face:

**Definition 3.** A toothed-hole of  $\mathcal{N}$  is a boundary-hole  $h$  for which all the vertices on its boundary satisfy one of the two conditions: (a) one vertex has degree 7 while the rest has degree 3; or (b) two vertices have degree 5 while the rest has degree 3. See Figure 11. We let  $t(\mathcal{N})$  the number of toothed-holes in  $\mathcal{N}$  (equal to  $t(\mathcal{E})$  the number of toothed-faces in  $\mathcal{E}$ ).

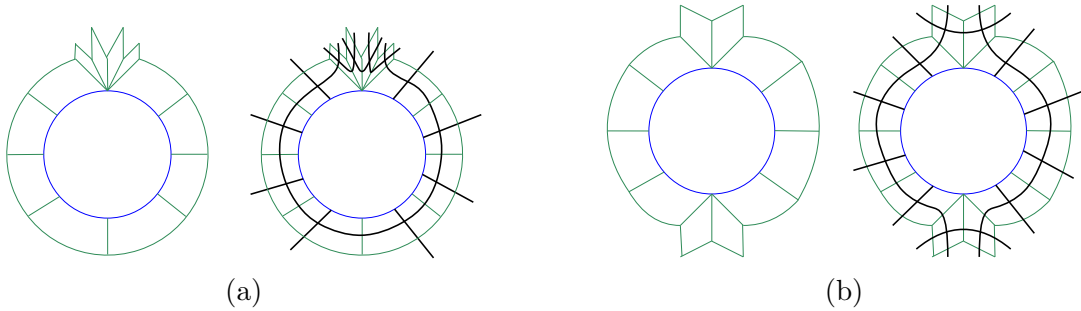


Figure 11: The two kinds of toothed-holes

Given a rectangulation  $\mathcal{R}$ , a hole  $h$  is *incident to a corner* if there is a vertex  $v$  in the net which is a corner of a rectangle of  $\mathcal{R}$  and either  $h = v$  (vertex-hole) or  $v$  is a vertex on the boundary of  $h$  (boundary-hole).

**Lemma 4.** *Let  $\mathcal{N}$  be the dual net of a set of pseudosegments with an optimal rectangulation  $\mathcal{R}_{opt}$ . Suppose that  $H_2$  is the number of holes incident with at most two segments. Then the following hold:*

- (i)  $H_2 \leq 4 \cdot R_{opt} + t(\mathcal{N})$ ; and
- (ii) if  $R_{opt} \geq 2$  then every hole is incident with at least two segments of  $\mathcal{R}_{opt}$ .

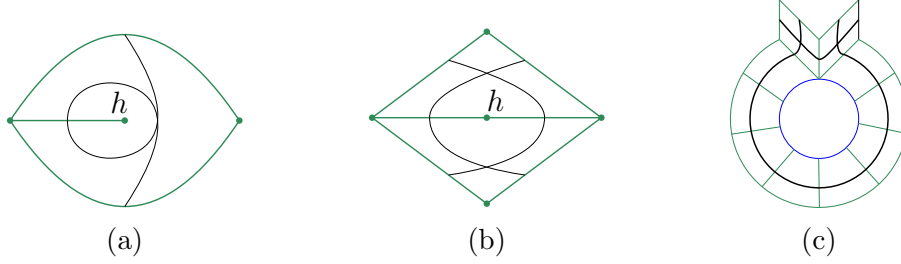


Figure 12: Three forbidden situations in the dual net of an arrangement of pseudosegments

*Proof.* Let  $h$  be a hole incident with at most two segments but not incident with a corner. We will show that  $h$  is toothed. This is enough to prove (i) because then every hole counted in  $H_2$  is either incident to a corner (and there are at most  $4R_{opt}$  of them) or is toothed.

First, suppose by contradiction that  $h$  is a vertex-hole. How small can  $\deg_{\mathcal{N}}(h)$  be? If  $\deg_{\mathcal{N}}(h) = 1$ , then in the only square incident to  $v$  contains a self-intersecting string as shown in Fig.12a, such a string is not a pseudosegment. If  $\deg_{\mathcal{N}}(h) = 2$ , then two squares incident with  $v$  contain two pieces of strings forming a lense as shown in Figure 12b, this is not allowed for pseudosegments. If  $\deg_{\mathcal{N}}(h) \geq 3$ , then  $\deg_{\mathcal{N}}(h)$  cannot be odd, as otherwise  $h$  would be incident to a corner. Hence  $\deg_{\mathcal{N}}(h)$  must be even, and because  $h$  is a hole,  $\deg_{\mathcal{N}}(h) \geq 6$ . However, this implies that  $\exp(h) \geq 3$ , showing that  $h$  is incident with at least three segments, a contradiction. Thus  $h$  is a boundary hole.

Consider the vertices of  $\mathcal{N}$  on the boundary  $\partial h$  of  $h$ . Since  $h$  is incident to no corner and to at most 2 segments, the vertices on  $\partial h$  have odd degree and the sum of their exponents is at most 2. This restricts the degrees of the vertices on  $\partial h$  to be arranged as one of the following kinds: (a) exactly one vertex has degree 7 while the rest has degree 3; (b) two vertices have degree 5 while the rest has degree 3; (c) exactly one vertex has degree 5 while the rest has degree 3; (d) all vertices have degree 3. If either (a) and (b) occurs, then  $h$  is toothed; it remains to show that neither (c) nor (d) occurs.

If (d) occurs, then the squares incident with  $h$  would form a square-ring, which would correspond to a cyclically closed string, not a pseudosegment. If (c) occurs, then, as

illustrated in Figure 12c, the squares incident to the vertices in  $h$  would induce a pair of strings that cross at least twice, a contradiction. Thus,  $h$  is toothed, ultimately implying (i).

Now we turn into proving (ii). For contradiction, suppose that  $R_{opt} \geq 2$  and that  $\mathcal{N}$  has a hole  $h$  incident with less than 2 segments. As shown in (i), it follows that  $h$  must be a boundary-hole. Since  $h$  is incident with less than 2 segments there is a rectangle  $r$  in the rectangulation whose boundary contains  $\partial h$ .

If  $h$  has no incident segments, then  $\partial h$  equals the boundary of  $r$  whence all the pseudosegments ending on  $h$  form a single bundle. From the connectivity assumption for the set of pseudosegments it then follows that  $R_{opt} = 1$ , a contradiction.

Now suppose that  $h$  has a single incident segment  $s$ . There is a rectangle  $r$  in the rectangulation whose boundary contains  $\partial h$  and continues along  $s$  on both sides. Let  $\sigma \in \mathcal{E}$  be the first string crossing  $s$  when  $s$  is oriented away from its end in  $h$ . The intersection of  $\sigma$  with the rectangle  $r$  can only consist of one connected piece, otherwise  $\sigma$  would have a selfintersection in  $r$  or have two crossings with some other pseudosegment. This, however, implies that  $\sigma$  is a closed loop and not a pseudosegment. Hence every hole is incident to at least two segments.  $\square$

*Proof of Lemma 3.* If  $R_{opt} = 1$ , then Lemma 3 holds true because  $\mathcal{N}$  is a grid and  $H = 1$ . Suppose  $R_{opt} \geq 2$ . Consider an optimal rectangulation  $\mathcal{R}_{opt}$  and let  $H_2$  be the number of holes incident with at most 2 segments. As every segment is incident with two holes and every hole is incident with at least two segments (Lemma 4.(ii)),  $2H \leq 2S_{opt}$ . Adding  $H_2$  respectively  $H$  on the sides of this inequality yields  $3H \leq 2S_{opt} + H_2$ . In this inequality substitute  $H_2$  by  $4R_{opt} + t(\mathcal{N})$  (Lemma 4.(i)) and also substitute  $S_{opt}$  by  $R_{opt} + H - 2$  (Lemma 1) to obtain  $H \leq 6R_{opt} + t(\mathcal{N}) - 4$ .  $\square$

## 6 Approximations for the Number of Rectangles

The first proposition in this section states that the greedy strategy results in a 4-approximation when  $\delta(\mathcal{N}) \geq 3$ . Two families of strings whose elements have a dual net satisfying this condition are circular drawings with a bipartite sets of pseudosegments and triangle-free hyperbolic line arrangements. For references to triangle-free hyperbolic line arrangements we refer to Eppstein [8, Section 7] and his figure [7] in the Wikipedia article on circle graphs.

**Proposition 1.** *If  $\delta(\mathcal{N}) \geq 3$ , then  $R_{greed} \leq 4 \cdot R_{opt} - 2$ .*

*Proof.* Apply Observations 2 and 5.  $\square$

Condition  $\delta(\mathcal{N}) \geq 3$  is restrictive as it forbids in a set of strings the existence of a cell bounded by three pieces of strings. The next lemma handles very general sets of strings at the expense of a larger approximation factor.

**Lemma 5.** *If  $\mathcal{N}$  is the dual net of a set of pseudosegments, then  $R_{greed} \leq 8R_{opt} + t(\mathcal{E}) - 6$ .*

*Proof.* Apply Observation 2 and Lemma 3.  $\square$



Now our main result is an immediate corollary.

*Proof of Theorem 1.* Apply the greedy strategy and Lemma 3 to each connected component of the set of strings  $\mathcal{E}$  associated to  $D$  to obtain the desired bundling.  $\square$

## 7 Approximating bipartite instances

A set of strings is *bipartite* if the strings can be colored blue and red, so that the only crossings are between a blue and a red string. A dual net  $\mathcal{N}$  is bipartite, if it is the net of a bipartite set of strings. In this section,  $\mathcal{N} = (V, E)$  will always be a bipartite instance. The edges of  $\mathcal{N}$  inherit a coloring from the strings when we color an edge crossed by a red string red and an edge crossed by a blue string blue. Note that on the boundary of each square of  $\mathcal{N}$  and around each regular vertex of  $\mathcal{N}$  the colors alternate. In particular every straight-path of  $\mathcal{N}$  is either blue or red.

### 7.1 A 3/2-approximation for segments in bipartite instances

Our goal in this section is to approximate the minimum number  $S_{opt}$  of segments needed to rectangulate a bipartite instance. By first selecting an initial set of good segments and then applying the greedy strategy to extend this set into a rectangulation, we will prove the following:

**Theorem 3.** *Let  $\mathcal{N} = (V, E)$  be a bipartite dual net. Then there exists a cut-set  $A$  such that starting the greedy strategy from  $A$  produces a saturated cut-set  $\mathcal{S}_A$  with at most  $\frac{3}{2} \cdot S_{opt}$  segments.*

**Definition 4** (Relative Exponent). *Given an edge-set  $E_0 \subset E$  of  $\mathcal{N} = (V, E)$ , the exponent of  $v$  relative to  $E_0$ , denoted  $\exp_{E_0}(v)$ , is the minimum number of edges at  $v$  that need to be added to  $E_0$  so that the resulting edge-set saturates  $v$ . We let  $\exp_{E_0}(\mathcal{N}) := \sum_{v \in V} \exp_{E_0}(v)$ . We extend this notation to cut-sets  $\mathcal{S}$ , so that  $\exp_{\mathcal{S}}(v) := \exp_{E_0}(v)$ , where  $E_0$  is the edge-set of the segments in  $\mathcal{S}$ .*

*relative  
exponent*

**Remark 2.**  $\exp(v) = \exp_{\emptyset}(v)$ .

We now introduce the *marginal gain* of a collection  $\mathcal{S}$  of segments, measuring how good is to use  $\mathcal{S}$  as the start of a greedy strategy. Let the *marginal gain* of  $\mathcal{S}$  be the following

*marginal  
gain*

$$g(\mathcal{S}) = \sum_{v \in V} (\exp(v) - \exp_{\mathcal{S}}(v)) - |\mathcal{S}|. \quad (2)$$

**Observation 6.** *Suppose that  $\mathcal{S}$  is an extension of  $\mathcal{S}_0$  obtained from  $\mathcal{S}_0$  by applying some steps of the greedy strategy. Then  $g(\mathcal{S}_0) \leq g(\mathcal{S})$ . Moreover, if  $\mathcal{S}$  induces a rectangulation, then  $|\mathcal{S}| = \exp(\mathcal{N}) - g(\mathcal{S}) \leq \exp(\mathcal{N}) - g(\mathcal{S}_0)$ .*

*Proof.* Due to induction, it suffices to consider a 1-step greedy extension  $\mathcal{S}_1$  of  $\mathcal{S}_0$  with  $\mathcal{S}_1 = \mathcal{S}_0 + s$ . Greedy says that there is a vertex  $v_1$  such that the exponent at  $v$  is decreased by one upon adding segment  $s$  while  $\exp_{\mathcal{S}_1}(v) \leq \exp_{\mathcal{S}_0}(v)$  for all  $v$ . Therefore,  $\sum_{v \in V} (\exp(v) - \exp_{\mathcal{S}_1}(v)) \leq \sum_{v \in V} (\exp(v) - \exp_{\mathcal{S}_0}(v)) - 1$ . Since  $|\mathcal{S}_1| = |\mathcal{S}_0| + 1$  this implies  $g(\mathcal{S}_1) \geq g(\mathcal{S}_0)$ . Finally, the moreover part follows from the fact that  $\exp_{\mathcal{S}}(\mathcal{N}) = 0$  when  $\mathcal{S}$  induces a rectangulation.  $\square$

Observation 6 converts the problem of finding cut-set with  $S_{opt}$  segments into the problem of maximizing  $g$ : If  $\mathcal{S}_0^*$  maximizes  $g$ , then apply the greedy strategy to find a cut-set  $\mathcal{S}^*$  inducing a rectangulation that by Observation 6 has  $S_{opt}$  segments. Although we do not know how to compute such an optimum  $\mathcal{S}_0^*$ , to prove Theorem 3 we will find a set monochromatic set  $A$  such that  $g(A) \geq \frac{1}{2}g(\mathcal{S}_0^*)$ .

The following considerations are motivated by the aim of finding a minimal set of blue segments of maximum marginal gain.

Let  $B$  be the set of all blue segments in  $\mathcal{N}$ . Since a blue segments will never hit another blue segment, all the segments in  $B$  connect two holes, they are the maximal straight-paths of blue edges. Any set  $\mathcal{S}$  of blue segments is a subset of  $B$ .

We divide the vertices  $v$  of  $V$  with  $\exp(v) > 0$  into two classes: a vertex  $v$  is *weak* if  $\deg_{\mathcal{N}}(v)$  is odd,  $v$  is the boundary of  $\mathcal{N}$ , and the two boundary edges at  $v$  are red. The rest of the vertices are *strong*<sup>2</sup>. Let  $\mathcal{S} \subset B$  is a set of blue segments and let  $v$  be a vertex with  $\exp(v) > 0$  incident to  $k$  of the segments. Since in a bipartite instance every vertex-hole is of even degree the definition of relative exponent implies that

$$\exp(v) - \exp_{\mathcal{S}}(v) = \begin{cases} k & v \text{ is strong} \\ \max(k - 1, 0) & v \text{ is weak.} \end{cases} \quad (3)$$

The distinction between weak and strong is helpful to understand the marginal gain  $g$ . For instance, if to a set  $\mathcal{S}$  we add a segment  $s$  between two strong vertices, then the marginal gain is increased by 1. Moreover,  $g(\{s\}) > 0$  if and only if  $s$  connects two strong vertices. So, it would be natural to think that adding segments between pairs of strong vertices is the only way to increase  $g$ . However, we will see that it is possible to add sets of segments  $\mathcal{S}$  where no gain is produced from adding individual edges from  $\mathcal{S}$ , but only by adding  $\mathcal{S}$  as a whole.

To facilitate the computation of  $g$  we consider an auxiliary multigraph  $G_B = (V_B, E_B)$ . The vertex-set  $V_B$  consist of the vertices of  $\mathcal{N}$  with positive exponent. The edge-set  $E_B$  is the disjoint union  $B \cup L$ , where  $B$  are the blue segments in  $\mathcal{N}$  (each joining its corresponding ends in  $V_B$ ) and  $L$  is a set of loops, one at each strong vertex of  $\mathcal{N}$ . The subgraph of  $G_B$  induced by the edges in  $\mathcal{S}$  is denoted as  $G_B[\mathcal{S}]$ . We ease our notation by letting  $V(\mathcal{S}) = V(G_B[\mathcal{S}])$  and  $\deg_{\mathcal{S}}(v) = \deg_{\mathcal{N}[\mathcal{S}]}(v)$ . We remark that a loop at  $v$  contributes 2 to the degree of  $v$ . If  $\mathcal{S} \subseteq B$ , then let  $\hat{\mathcal{S}}$  be obtained from  $\mathcal{S}$  by adding all the loops from  $L$  at the strong vertices in  $V(\mathcal{S})$ . The next lemma translates  $g(\mathcal{S})$  as a function of  $G_B$ .

---

<sup>2</sup>We remark that our definition of weak and strong depends on the color of choice (our current choice is blue). An analogous definition of weak and strong can be made with respect to the red color.

**Lemma 6.** *Given  $\mathcal{S} \subseteq B$ , then*

$$g(\mathcal{S}) = |\widehat{\mathcal{S}}| - |V(\mathcal{S})| - tc(\widehat{\mathcal{S}}) \quad (4)$$

where  $tc(\widehat{\mathcal{S}})$  is the number of connected components in  $G_B[\widehat{\mathcal{S}}]$  isomorphic to a tree.

*Proof.* We proceed by induction on  $|\mathcal{S}|$ . Let  $f(\mathcal{S})$  be the right-hand side of Equation 4. For the base case note that  $g(\emptyset) = 0 = f(\emptyset)$ . Now consider a non-empty set  $\mathcal{S} \subseteq B$ . By induction assume that  $g(\mathcal{S}') = f(\mathcal{S}')$  for every proper subset  $\mathcal{S}' \subset \mathcal{S}$ . Thus, to show  $g(\mathcal{S}) = f(\mathcal{S})$  it is enough to find a proper subset  $\mathcal{S}' \subset \mathcal{S}$  for which  $g(\mathcal{S}) - g(\mathcal{S}') = f(\mathcal{S}) - f(\mathcal{S}')$ .

First, suppose that  $\mathcal{S}$  has a subset  $C$  such that  $G_B[C]$  is a connected component in  $G_B[\widehat{\mathcal{S}}]$  isomorphic to a cycle of length at least 3, i.e., all the vertices in  $V(C)$  are weak. Then  $g(\mathcal{S}) - g(\mathcal{S} \setminus C) = \sum_{v \in V(C)} (\exp_{\mathcal{S}}(v) - \exp_{\mathcal{S} \setminus C}(v)) - |C| = \sum_{v \in V(C)} 1 - |C| = 0$ . On the other hand, because  $|C| = |V(C)|$ ,  $f(\mathcal{S}) - f(\mathcal{S} \setminus C) = 0$ . Therefore, assuming  $g(\mathcal{S} \setminus C) = f(\mathcal{S} \setminus C)$  we obtain  $g(\mathcal{S}) = f(\mathcal{S})$ .

Second, suppose that  $G_B[\widehat{\mathcal{S}}]$  has an edge  $xy$  for which  $x$  is a leaf. Let  $s \in \mathcal{S}$  be the segment connecting  $x$  and  $y$  and let  $\mathcal{S}' = \mathcal{S} - s$ . Since  $x$  has no loop in  $G_B[\widehat{\mathcal{S}}]$  it is weak, since  $s$  is the only segment in  $\mathcal{S}$  incident to  $x$  we have  $\exp_{\mathcal{S}'}(x) - \exp_{\mathcal{S}}(x) = 0$ . Therefore,  $g(\mathcal{S}) - g(\mathcal{S}') = \exp_{\mathcal{S}'}(y) - \exp_{\mathcal{S}}(y) - 1$ . From Equation 3 it follows that  $g(\mathcal{S}) - g(\mathcal{S}') = 0$  unless  $y$  is weak and a leaf, in this case  $g(\mathcal{S}) - g(\mathcal{S}') = -1$ . On the other hand  $f(\mathcal{S}) - f(\mathcal{S}') = -tc(\widehat{\mathcal{S}}) + tc(\widehat{\mathcal{S}'})$ . Hence,  $g(\mathcal{S}) - g(\mathcal{S}')$  and  $f(\mathcal{S}) - f(\mathcal{S}')$  are equal to 0 or  $-1$  depending on whether  $y$  is a leaf in  $G_B[\widehat{\mathcal{S}}]$  or not.

Finally, suppose that  $G_B[\widehat{\mathcal{S}}]$  neither has leafs nor cycle components. In this case, we pick any  $s \in \mathcal{S}$  and let  $\mathcal{S}' = \mathcal{S} - s$ . Since the endpoints  $x$  and  $y$  of  $s$  are not leafs,  $\exp_{\mathcal{S}'}(z) - \exp_{\mathcal{S}}(z)$  is either 1 or 0 depending whether  $z \in \{x, y\}$  or  $z \in V(\mathcal{S}) \setminus \{x, y\}$ . This implies that  $g(\mathcal{S}) - g(\mathcal{S}') = 1$ . Since  $G_B[\widehat{\mathcal{S}}]$  neither has cycle components nor leafs,  $tc(\widehat{\mathcal{S}}) = 0 = tc(\widehat{\mathcal{S}'})$  and  $V(\mathcal{S}) = V(\mathcal{S}')$ . Therefore  $f(\mathcal{S}) - f(\mathcal{S}') = 1$ , and we are done.  $\square$

With the help of Lemma 6 we can now build examples of sets  $\mathcal{S} \subseteq B$  with  $g(\mathcal{S}) > 0$  but where segments in  $\mathcal{S}$  are not necessarily between strong vertices. A *bicycle* is a connected graph with no degree-1 vertices that has exactly two cycles. Every bicycle is one of three kinds: a *theta-graph*, obtained from a cycle by adding a path connecting two vertices of the cycle; an *eight-graph*, obtain by gluing two disjoint cycles at exactly one vertex; or a *barbell*, obtained by joining two disjoint cycles by a path.

Note that  $|\widehat{\mathcal{S}}| = \sum_v \deg_{\widehat{\mathcal{S}}}(v)/2 = \sum_v \deg_{\mathcal{S}}(v)/2 + \#(\text{strong vertices in } V(\mathcal{S}))$ . If  $\mathcal{S}$  induces a bicycle in  $G_B$ , then  $|\mathcal{S}| = \frac{1}{2} \sum_v \deg_{\mathcal{S}}(v) = |V(\mathcal{S})| + 1$ , therefore Eq. 4 implies  $g(\mathcal{S}) > 0$ .

Bicycles are somehow related to a matroid and although we will not use Matroid Theory here, some of the concepts that we define next are well known in this context.

A *pseudoforest* is a graph where each connected component has at most one cycle. Given the graph  $G_B = (V_B, E_B)$ , its *bicircular matroid* is the pair  $M = (E_B, \mathcal{I})$  where  $\mathcal{I}$  is the set of subsets of  $E_B$  inducing a pseudoforest in  $G_B$ . In the matroid context, the subsets of  $E_B$  in  $\mathcal{I}$  are called *independent* while the subsets not in  $\mathcal{I}$  are called *dependent*.

Indeed, the bicycles of  $G_B$  are the minimal dependent sets of  $M$ , known as circuits. The *rank function*  $\text{rk}(\cdot) : 2^{E_B} \rightarrow \mathbb{Z}_{\geq 0}$  assigns to each  $S \subseteq E$  the size  $\text{rk}(S)$  of a maximum independent set contained in  $S$ . The *nullity* of  $S$  is defined as  $\text{null}(S) = |S| - \text{rk}(S)$ .

We will use two basic properties of bicircular matroids whose proofs are left to the reader: (P1)  $\text{rk}(\mathcal{S}) = |V(\mathcal{S})| - \text{tc}(\mathcal{S})$  where  $\text{tc}(\mathcal{S})$  is the number of tree components of  $G_B[\widehat{\mathcal{S}}]$ ; and (P2)  $\text{null}(\mathcal{S}_1) \leq \text{null}(\mathcal{S}_2)$  for  $\mathcal{S}_1 \subseteq \mathcal{S}_2$ . The next observation follows from Lemma 6 and P1:

**Observation 7.** For  $\mathcal{S} \subseteq B$ ,  $g(\mathcal{S}) = \text{null}(\widehat{\mathcal{S}}) - 2 \cdot \text{tc}(\widehat{\mathcal{S}})$ . □

We are now ready for finding a blue set maximizing  $g$ :

**Lemma 7.** There is a unique set  $A \subseteq B$  such that for all  $\mathcal{S} \subset B$ ,  $g(\mathcal{S}) \leq g(A)$ . Moreover,  $A$  can be obtained in  $O(|E_B|)$  time.

*Proof.* We start by pruning  $E_B$ , that is, we iteratively remove edges incident with leaves until no leaf remains. Afterwards, we remove all the connected components isomorphic to cycles. The resulting edge-set  $A$  is the one we are looking for.

Note that P1 implies that the nullity of a set does not change after removing a cycle component, or after pruning a leaf, this also holds when pruning the only edge of a tree. Thus,  $g(A) = \text{null}(A) - 0 = \text{null}(E_B)$ . Now Observation 7 and P2 imply that for  $\mathcal{S} \subseteq B$ ,  $g(\mathcal{S}) \leq \text{null}(\mathcal{S}) \leq \text{null}(E_B) = g(A)$ . □

We now turn our head back to the proof of Theorem 3 where also red segments are considered. Analogous to  $B$ , we let  $R$  be the set of red segments connecting vertices with positive exponent.

Given a saturating set of segments  $\mathcal{S}$  (not necessarily monochromatic), a *blue-red split* is a partition  $\mathcal{S}_B, \mathcal{S}_R$  of  $\mathcal{S}$ , where  $\mathcal{S}_B$  are the blue segments and  $\mathcal{S}_R$  are the red segments. Note that the straight-paths in  $\mathcal{S}_B$  or in  $\mathcal{S}_R$  do not necessarily have ends in holes. *blue-red split*

**Lemma 8.** Let  $\mathcal{S}_B, \mathcal{S}_R$  be a blue-red split of a saturating cut-set  $\mathcal{S}$ . Then

$$g(\mathcal{S}_B) + g(\mathcal{S}_R) \geq g(\mathcal{S}).$$

*Proof.* From the definition of  $g(\cdot)$  (Eq. 2) and since  $|\mathcal{S}_B| + |\mathcal{S}_R| = |\mathcal{S}|$  it is enough to show that for every  $v$  with  $\exp(v) > 0$ ,

$$\exp_{\mathcal{S}}(v) + \exp(v) \geq \exp_{\mathcal{S}_B}(v) + \exp_{\mathcal{S}_R}(v). \quad (5)$$

Since  $\mathcal{S}$  is saturating we have  $\exp_{\mathcal{S}}(v) = 0$ . Let  $\mathcal{S}_R(v)$ ,  $\mathcal{S}_B(v)$ , and  $\mathcal{S}(v)$  denote the segments in  $\mathcal{S}_R$ ,  $\mathcal{S}_B$ , and  $\mathcal{S}$  respectively which are incident to  $v$ . From the definition of the sets,  $|\mathcal{S}_R(v)| + |\mathcal{S}_B(v)| = |\mathcal{S}(v)|$ .

If  $v$  is strong in both colors, then from Eq. 3 we know  $\exp_{\mathcal{S}_B}(v) = \exp(v) - |\mathcal{S}_B(v)|$  and  $\exp_{\mathcal{S}_R}(v) = \exp(v) - |\mathcal{S}_R(v)|$ . Hence, Eq. 5 reduces to  $|\mathcal{S}_R(v)| + |\mathcal{S}_B(v)| \geq \exp(v)$  which is true because  $|\mathcal{S}_R(v)| + |\mathcal{S}_B(v)| = |\mathcal{S}(v)|$  and  $\mathcal{S}$  is saturating.

Now let  $v$  be weak in one of the colors and note that it is strong in the other. By symmetry we may assume that  $v$  is weak in red. If  $\mathcal{S}_R(v) = \emptyset$  we have  $\exp_{\mathcal{S}_R}(v) =$

$\exp(v) - |\mathcal{S}_R(v)|$  as above. If  $|\mathcal{S}_R(v)| > 0$ , then  $\exp_{\mathcal{S}_R}(v) = \exp(v) - |\mathcal{S}_R(v)| + 1$  and we have to verify  $|\mathcal{S}(v)| = |\mathcal{S}_R(v)| + |\mathcal{S}_B(v)| \geq \exp(v) + 1$ . For a vertex of the given kind, however, the unique saturating set of edges of size  $\exp(v)$  is the set of all blue edges. Since  $\mathcal{S}$  is saturating and contains a red segment at  $v$  the required inequality  $|\mathcal{S}(v)| \geq \exp(v) + 1$  holds.  $\square$

*Proof of Theorem 3.* Let  $\mathcal{S}$  be a saturating set of segments of minimum cardinality. Let  $\mathcal{S}_B, \mathcal{S}_R$  be the blue-red split of  $\mathcal{S}$ . By possibly interchanging colors, we may assume that  $g(\mathcal{S}_B) \geq g(\mathcal{S}_R)$ . Lemma 8 implies that  $g(\mathcal{S}_B) \geq \frac{1}{2}g(\mathcal{S})$ .

Consider a set  $\mathcal{S}'_B \subseteq B$ , obtained by extending the straight-paths of  $\mathcal{S}_B$  into elements of  $B$ . A segment of  $\mathcal{S}'_B$  may contain multiple elements of  $\mathcal{S}_B$ , and also the exponent of each vertex relative to  $\mathcal{S}'_B$  is at most its exponent relative to  $\mathcal{S}_B$ . Thus,  $g(\mathcal{S}'_B) \geq g(\mathcal{S}_B)$ .

Let  $A \subset B$  be the unique minimal set of blue segments maximizing the gain, see Lemma 7, and let  $A^+$  be a saturating extension of  $A$  which is obtained by the greedy strategy. Then Obs. 6 and the properties of  $A$  imply the first and second inequalities in  $g(A^+) \geq g(A) \geq g(\mathcal{S}'_B) \geq g(\mathcal{S}_B) \geq \frac{1}{2}g(\mathcal{S})$ .

Since  $\mathcal{S}$  and  $A^+$  are saturating  $|\mathcal{S}| = \exp(\mathcal{N}) - g(\mathcal{S})$ , and  $|A^+| = \exp(\mathcal{N}) - g(A^+)$ . From the above

$$|A^+| = \exp(\mathcal{N}) - g(A^+) \leq \exp(\mathcal{N}) - \frac{1}{2}g(\mathcal{S}) = \frac{1}{2}\exp(\mathcal{N}) + \frac{1}{2}|\mathcal{S}|$$

Finally, Obs. 1.(ii) tells us that  $\exp(\mathcal{N})/2 \leq |\mathcal{S}|$  which yields  $|A^+| \leq \frac{3}{2}|\mathcal{S}|$ .  $\square$

## 7.2 A 9/2-approximation for rectangles in bipartite instances

*Proof of Theorem 2.* By Theorem 3, we can compute a rectangulation  $\mathcal{R}$  with  $R$  rectangles,  $S$  segments, and  $S \leq \frac{3}{2}S_{opt}$ . Substitute both sides of this inequality using Eq. 1 to obtain  $R \leq \frac{3}{2}R_{opt} + \frac{1}{2}H - 1$ . Substitute  $H$  by  $6R_{opt} + t - 4$  (Lemma 3) to obtain  $R \leq \frac{9}{2}R_{opt} + \frac{1}{2}t - 3 \leq \frac{9}{2}R_{opt} + \frac{1}{2}t$ .  $\square$

## 8 Conclusion

In this paper we studied the bundled crossing number of connected good drawings and showed that the greedy strategy derived from the problem of rectangulating an orthogonal polygon leads to an 8-approximation (up to adding the number of toothed-faces in the drawing). Moreover, we improved this strategy for bipartite instances by considering an initial good set of segments. We hope that the tools and the framework developed in this work will inspire more results about bundled crossings. We leave below some We leave below some open questions.

1. Is there a constant  $c$  guaranteeing that, for any simple drawing  $D$ , the greedy algorithm produces bundling with at most  $c \cdot \text{bc}(D)$  bundles? In other words, are toothed-faces relevant to approximate  $\text{bc}(D)$ ?
2. What is the computational complexity of computing  $\text{bc}(\cdot)$  for bipartite instances?

## References

- [1] M. J. ALAM, M. FINK, AND S. PUPYREV, *The bundled crossing number*, in Proc. GD 2016, vol. 9801 of LNCS, Springer, 2016, pp. 399–412.
- [2] B. BACH, N. H. RICHE, C. HURTER, K. MARRIOTT, AND T. DWYER, *Towards unambiguous edge bundling: Investigating confluent drawings for network visualization*, IEEE Trans. Vis. Comput. Graph., 23 (2017), 541–550.
- [3] L. BEINEKE AND R. WILSON, *The early history of the brick factory problem*, The Mathematical Intelligencer, 32 (2010), 41–48.
- [4] S. CHAPLICK, T. C. VAN DIJK, M. KRYVEN, J. PARK, A. RAVSKY, AND A. WOLFF, *Bundled crossings revisited*, in Proc. GD 2019, vol. 11904 of LNCS, Springer, 2019, pp. 63–77.
- [5] W. CUI, H. ZHOU, H. QU, P. C. WONG, AND X. LI, *Geometry-based edge clustering for graph visualization*, IEEE Trans. Vis. Comput. Graph., 14 (2008), 1277–1284.
- [6] M. DICKERSON, D. EPPSTEIN, M. T. GOODRICH, AND J. Y. MENG, *Confluent drawings: Visualizing non-planar diagrams in a planar way*, J. Graph Algorithms Appl., 9 (2005), 31–52.
- [7] D. EPPSTEIN. [https://en.wikipedia.org/wiki/Circle\\_graph#/media/File:..](https://en.wikipedia.org/wiki/Circle_graph#/media/File:..)
- [8] D. EPPSTEIN, *Graph-theoretic solutions to computational geometry problems*, in Proc WG 2009, vol. 5911 of LNCS, 2009, pp. 1–16.
- [9] D. EPPSTEIN, M. T. GOODRICH, AND J. Y. MENG, *Delta-confluent drawings*, in Proc. GD’05, vol. 3843 of LNCS, Springer, 2005, pp. 165–176.
- [10] D. EPPSTEIN, D. HOLTEN, M. LÖFFLER, M. NÖLLENBURG, B. SPECKMANN, AND K. VERBEEK, *Strict confluent drawing*, J. of Comp. Geom. (JoCG), 7 (2016), 22–46.
- [11] D. EPPSTEIN AND J. A. SIMONS, *Confluent Hasse diagrams*, J. Graph Algorithms Appl., 17 (2013), 689–710.
- [12] O. ERSOY, C. HURTER, F. V. PAULOVICH, G. CANTAREIRO, AND A. TELEA, *Skeleton-based edge bundling for graph visualization*, IEEE Trans. Vis. Comput. Graph., 17 (2011), 2364–2373.
- [13] M. FINK, J. HERSHBERGER, S. SURI, AND K. VERBEEK, *Bundled crossings in embedded graphs*, in Proc. LATIN 2016, vol. 9644 of LNCS, Springer, 2016, pp. 454–468.
- [14] M. FINK, S. PUPYREV, AND A. WOLFF, *Ordering metro lines by block crossings*, J. Graph Algorithms Appl., 19 (2015), 111–153.

- [15] H. FÖRSTER, R. GANIAN, F. KLUTE, AND M. NÖLLENBURG, *On strict (outer-)confluent graphs*, in Proc. GD'19, vol. 11904 of LNCS, Springer, 2019, pp. 147–161.
- [16] E. R. GANSNER, Y. HU, S. C. NORTH, AND C. E. SCHEIDEGGER, *Multilevel agglomerative edge bundling for visualizing large graphs*, in Proc. PacificVis'11, IEEE, 2011, pp. 187–194.
- [17] E. R. GANSNER AND Y. KOREN, *Improved circular layouts*, in Proc. GD'06, vol. 4372 of LNCS, Springer, 2006, pp. 386–398.
- [18] F. HARARY AND A. HILL, *On the number of crossings in a complete graph*, Proceedings of the Edinburgh Mathematical Society, 13 (1963), 333–338.
- [19] F. HARARY, P. C. KAINEN, AND A. J. SCHWENK, *Toroidal graphs with arbitrarily high crossing numbers*, Nanta Math, 6 (1973), 58–67.
- [20] D. HOLTEN, *Hierarchical edge bundles: Visualization of adjacency relations in hierarchical data*, IEEE Trans. Vis. Comput. Graph., 12 (2006), 741–748.
- [21] D. HOLTEN AND J. J. VAN WIJK, *Force-directed edge bundling for graph visualization*, Comput. Graph. Forum, 28 (2009), 983–990.
- [22] P. HUI, M. J. PELSMAYER, M. SCHAEFER, AND D. STEFANKOVIC, *Train tracks and confluent drawings*, Algorithmica, 47 (2007), 465–479.
- [23] A. LAMBERT, R. BOURQUI, AND D. AUBER, *Winding roads: Routing edges into bundles*, Comput. Graph. Forum, 29 (2010), 853–862.
- [24] S. PUPYREV, L. NACHMANSON, S. BEREG, AND A. E. HOLROYD, *Edge routing with ordered bundles*, Comput. Geom., 52 (2016), 18–33.
- [25] M. SCHAEFER, *The graph crossing number and its variants: a survey.*, Electron. J. Comb., Dynamic Survey 21 (2013), p. 90.
- [26] P. TURÁN, *A note of welcome*, Journal of Graph Theory, 1 (1977), 7–9.
- [27] T. C. VAN DIJK, M. FINK, N. FISCHER, F. LIPP, P. MARKFELDER, A. RAVSKY, S. SURI, AND A. WOLFF, *Block crossings in storyline visualizations*, J. Graph Algorithms Appl., 21 (2017), 873–913.
- [28] J. X. ZHENG, S. PAWAR, AND D. F. M. GOODMAN, *Further towards unambiguous edge bundling: Investigating power-confluent drawings for network visualization*, IEEE Transactions on Visualization and Computer Graphics, (2019).