

A search for the variation of speed of light using galaxy cluster gas mass fraction measurements

I. E. C. R. Mendonça^{1,*}, Kamal Bora^{2,†}, R. F. L. Holanda^{1,3,4,‡}, Shantanu Desai^{2,§} and S. H. Pereira^{5,¶}

¹*Departamento de Física, Universidade Federal do Rio Grande do Norte,
Natal - Rio Grande do Norte, 59072-970, Brazil*

²*Department of Physics, Indian Institute of Technology, Hyderabad, Kandi, Telangana-502284, India*

³*Departamento de Física, Universidade Federal de Campina Grande, 58429-900, Campina Grande - PB, Brazil*

⁴*Departamento de Física, Universidade Federal de Sergipe, 49100-000, Aracaju - SE, Brazil and*

⁵*Departamento de Física, Faculdade de Engenharia de Guaratinguetá,
Universidade Estadual Paulista (UNESP), 12516-410, Guaratinguetá, SP, Brazil*

In this paper, we implement a new method to test the invariance of the speed of light (c) as a function of redshift, by combining the measurements of galaxy cluster gas mass fraction, $H(z)$ from cosmic chronometers, and Type-Ia supernovae (SNe Ia). In our analyses, we consider both a constant depletion factor (which corresponds to the ratio by which the cluster gas mass fraction is depleted with respect to the universal baryonic mean) and one varying with redshift. We also consider the influence of different H_0 estimates on our results. We look for a variation of c , given by $c(z) = c_0(1+c_1z)$. We find a degeneracy between our final results on c variation and the assumptions on the gas mass fraction depletion factor. Most of our analyses indicate negligible variation of the speed of light.

PACS numbers: 98.80.-k, 95.35.+d, 98.80.Es

I. INTRODUCTION

At the background level the Λ CDM model [1], also known as the Concordance model of cosmology, is very successful in explaining the different phases of evolution of the universe, and agrees with most of the observational data [2]. However, there are still some unresolved issues in the framework of such a cosmic concordance model, for eg., small-scale problems [3, 4], the cosmic curvature problem [5], the Hubble tension [6–9], inability to detect cold dark matter candidates in the laboratory [10], among others. Some of these issues can be further scrutinized using new observational probes, such as the lensing of the cosmic microwave background (CMB) [11], addition of B-mode polarization [12], and the kinetic Sunyaev-Zel’dovich effect [13]. To explain some of these deficiencies in the standard model, many alternative models have been proposed, such as adding new dynamic fluids modeled by different fields, modifications of Einstein’s general relativity or even the inclusion of extra dimensions [3, 14–17].

Another specific class of alternative models consider the possibility of a variation of some of the fundamental constants of Physics, such as the fine-structure constant α [18–26], Newton’s gravitational constant G [27–34] or the speed of light c [35–44]. In this work, we focus on testing the supposition of the constancy of the speed of

light, which constitutes one of the most basic and sacrosanct tenets of Physics. Any indication of a time varying speed of light has deep implications for both fundamental physics and cosmological models. The horizon and flatness problems in the standard big bang model, for instance can be solved based on variations of c [45, 46], providing an alternative to the Standard inflation scenario. Also, a possible method to explain the scale-invariant spectrum of CMB data using varying speed of light was demonstrated in [47].

On the other hand, it is important to draw attention to the fact that the motivation for a varying speed of light needs to be studied very carefully (see [48] for a review). The nature of the speed of light is complex and can have different facets. Just as an example, if it is the electromagnetic speed that is supposed to vary, one needs to show how Maxwell’s equations are to be changed. Another possibility is that since the speed of light also plays the role of the limiting speed for any relative motion, the causal relativistic speed could vary, where the causal relativistic speed corresponds to a universal speed, which is invariant under velocity addition: $v + v_{lim} \rightarrow v_{lim}$ [49]. Therefore, if it is this aforementioned limiting speed which needs to be changed, one should be able to show how the spacetime metric tensor changes. Some authors defend the idea that the time variation of fundamental constants is frequently presented in a misleading way and the time-variation in the physical laws must best described in terms of time variation of dimensionless ratios, rather than constants with dimensions. More detailed discussions on these issues can be found in [48–52]. In order to avoid such misconceived formulation, we consider our analysis in terms of the ratio $\Delta c/c$, which is independent of units.

Despite the existence of serious conceptual problems

*Electronic address: ramalho.isaac@fisica.ufrn.br

†Electronic address: ph18resch11003@iith.ac.in

‡Electronic address: holandarfl@fisica.ufrn.br

§Electronic address: shntn05@gmail.com

¶Electronic address: s.pereira@unesp.br

faced while trying to change the status of a constant c in Physics, several proposals to measure the constancy of the speed of light on cosmic scales have been carried out recently. The main motivation is that $c = 299792458$ m/s value is only a local (at a redshift of zero) measure of the speed of light. Therefore, it is important to probe its variation with redshift. Furthermore, the avalanche of observational data in cosmology enables us to measure this variation in the distant universe with high precision. We briefly recap these results on the cosmological tests for the constancy of speed of light.

Recently, a method to study the possible variation of c by using Baryon Acoustic Oscillations (BAO) was proposed by [53], based on a simple relation between the angular diameter distance D_A and the Hubble parameter function $H(z)$ at the same redshift. In [43], the measurement of c was done by using D_A from intermediate-luminosity radio quasars calibrated as standard rulers, and the method was extended by [54] to different redshifts. In [55], type Ia Supernova (SNeIa), BAO, $H(z)$, and CMB data were combined, and the variation of speed of light was constrained to be of the order of 10^{-2} . The same result was confirmed by [41] using a combination of strong gravitational lensing (SGL) systems and SNeIa. Ref. [56] used a model-independent method to reconstruct the temporal evolution of the speed of light, and the results were in agreement to the value measured at $z = 0$. Complementary to these tests on the redshift-dependent speed of light, searches for an energy-dependent speed of light (as predicted by certain Lorentz-violating standard model extension models) have also been carried out using spectral lags of Gamma-ray bursts (See [44, 57] and references therein.)

In this work, we perform a consistency test for the invariance of speed of light with galaxy clusters, $H(z)$ measurements, and SNe Ia data. From galaxy cluster observations we use 40 X-ray gas mass fraction measurements in the redshift interval $0.16 \leq z \leq 1.016$ [58]. The model which we posit for the variation in the speed of light is given as: $c(z) \equiv c_0(1 + c_1z) \equiv c_0\phi(z)$, where c_0 represents the speed of light at $z = 0$. We find that the galaxy cluster gas mass fraction measurements are sensitive to a possible variation of the speed of light.

The complementary probes we used for our analyses are: luminosity distances from $H(z)$ estimates [59] and SNe Ia data [60]. We also explore the influence of different H_0 estimates on our results: Planck satellite [2] and local estimates [61]. All our analyses are compatible with no evolution for the depletion factor ($\gamma_1 \approx 0$ within 1σ c.l.). In most of the scenarios explored hitherto, no variation of the speed of light was found ($c_1 = 0$ within 1σ c.l.). When we consider $\gamma(z) = 0.85 \pm 0.08$ plus luminosity distances estimated by using Pantheon SNe Ia sample along with the H_0 prior from [61], $c_1 \neq 0$ even within 3σ c.l. However, if the depletion factor is allowed to vary smoothly, $c_1 = 0$ is verified within 1σ c.l.

The manuscript is organized as follows. The methodology adopted in this work is presented in Section II. In

Section III, we briefly explain the cosmological data sample used in our analysis. Section IV describes our analysis and results. We conclude in Section V.

II. METHODOLOGY

The baryonic matter content of galaxy clusters is dominated by the X-ray emitting intracluster gas, detected predominantly via thermal bremsstrahlung [62]. A quantity of interest in cosmological analyses is the gas mass fraction, defined by $f_{gas} = M_{gas}/M_{tot}$, where M_{gas} is the mass of the intracluster gas and M_{tot} is the total mass, which includes baryonic gas mass and dark matter mass.

The gas mass $M_{gas}(< R)$ within a radius R obtained by X-ray observations can be written as [62]:

$$M_{gas}(< R) = \left(\frac{3\pi\hbar m_e c^2}{2(1+X)e^6} \right)^{1/2} \left(\frac{3m_e c^2}{2\pi k_B T_e} \right)^{1/4} m_H \times \frac{1}{[\bar{g}_B(T_e)]^{1/2}} r_c^{3/2} \left[\frac{I_M(R/r_c, \beta)}{I_L^{1/2}(R/r_c, \beta)} \right] [L_X(< R)]^{1/2}, \quad (1)$$

where X is the hydrogen mass fraction, T_e is the gas temperature, m_e and m_H are the electron and hydrogen masses, respectively, $\bar{g}_B(T_e)$ is the Gaunt factor, r_c stands for the core radius and

$$I_M(y, \beta) \equiv \int_0^y (1+x^2)^{-3\beta/2} x^2 dx,$$

$$I_L(y, \beta) \equiv \int_0^y (1+x^2)^{-3\beta} x^2 dx.$$

From Eq.(1),

$$M_{gas}(< \theta) \propto c^{3/2}. \quad (2)$$

On the other hand, the total mass within a given radius R can be obtained by assuming that the intracluster gas is in hydrostatic equilibrium, i.e. [63]

$$M_{tot}(< R) = - \frac{k_B T_e R}{G\mu m_H} \left. \frac{d \ln n_e(r)}{d \ln r} \right|_{r=R}. \quad (3)$$

Therefore, from Eq.(1), if $c(z) \equiv c_0\phi(z)$, the gas mass fraction defined earlier in its more general form is given by:

$$f_{gas} \equiv \frac{\phi(z)^{3/2} M_{gas}}{M_{tot}}. \quad (4)$$

Usually, the expected constancy of the f_{gas} within massive, hot and relaxed galaxy clusters can be used to constrain cosmological parameters by using the following equation (see, for instance, [58, 63–66]):

$$f_{gas}(z) = \gamma(z) K(z) A(z) \left[\frac{\Omega_b}{\Omega_M} \right] \left(\frac{D_L^*}{D_L} \right)^{3/2}. \quad (5)$$

Here, the asterisk denotes the corresponding quantities for the fiducial model used in the observations to obtain f_{gas} (usually a flat Λ CDM model with Hubble constant $H_0 = 70 \text{ km s}^{-1} \text{ Mpc}^{-1}$ and the present-day total matter density parameter $\Omega_M = 0.3$), $\gamma(z)$ is the depletion parameter, which indicates the amount of cosmic baryons that are thermalized within the cluster potential (see details in the Refs. [58, 63, 64, 67, 68]). $K(z)$ stands for the calibration constant which is equal to 0.96 ± 0.12 [58] and $A(z)$ represents the angular correction factor which is close to unity. The cosmological analyses with gas mass fraction measurements are model-independent due to the ratio in the parenthesis of Eq. (5), which takes into account the expected variation in the gas mass fraction measurement when the underlying cosmology is varied. We do our analysis using two different assumptions on the gas depletion factor, involving a redshift-dependent depletion factor: $\gamma(z) = \gamma_0(1 + \gamma_1 z)$, as well as a constant factor, whose value was obtained from hydrodynamical simulations ($\gamma(z) = 0.85 \pm 0.08$) [67, 68].

Although simulations suggest a constant depletion factor [67, 68], in recent years cosmology agnostic measurements of γ using gas mass fraction measurements at R_{500} [69, 70] and R_{2500} [71, 72] have been carried out, which hint towards redshift-dependent $\gamma(z)$. Recently, Ref. [69] showed that $\gamma(z)$ at R_{500} is sample-dependent and is not consistent between Planck and SPT, but varies with redshift for both the samples. For R_{2500} , Ref. [71] found no evidence for a varying $\gamma(z)$ when using distance measurements from Type Ia supernova. However, recently [72] found 2.7σ evidence for $\gamma(z)$ (using R_{2500} measurements) decreasing with redshift, when the distance corresponding to the galaxy cluster redshift was obtained using strong lensing systems.

For a redshift-dependent speed of light give by $c(z) = c_0 \phi(z)$, this equation would have to be modified accordingly to

$$f_{gas}(z) = \phi(z)^{3/2} \gamma(z) K(z) A(z) \left[\frac{\Omega_b}{\Omega_M} \right] \left(\frac{D_L^*}{D_L} \right)^{3/2}. \quad (6)$$

Then, if one knows the luminosity distance to a galaxy cluster, it is possible to obtain limits on $\phi(z)$. In our method, the luminosity distance for each galaxy cluster of the sample is obtained by using $H(z)$ cosmic chronometer measurements and SNe Ia as discussed below. In our analyses, we consider $\phi(z) = (1 + c_1 z)$.

III. COSMOLOGICAL DATA

A. Gas Mass Fraction

The Chandra X-ray sample used for this analysis consists of 40 galaxy clusters [58], identified through a comprehensive search of the Chandra archive for hot ($kT \geq 5 \text{ keV}$), massive and morphologically relaxed systems. The galaxy clusters span the redshift range $0.078 \leq z \leq 1.063$

(see the left panel of Fig. 1). The choice of relaxed systems minimize the systematic biases in the hydrostatic masses. In this sample the innermost regions of the clusters are excluded, and the gas mass fraction f_{gas} is calculated in the spherical shell $0.8 \leq r/r_{2500} \leq 1.2$. A more detailed discussion about the data can be found in [58]. The value for Ω_b/Ω_M used in Eq. 6 was obtained from Planck 2020 Cosmology results [2]. On the other hand, most cosmological constraints from X-ray emitting gas mass fraction observations have relied on hydrodynamical simulations [67, 68], which have been used to link the observed gas mass fraction to the cosmic baryon fraction through the so-called depletion factor, i.e., $\gamma = f_{gas}(\Omega_b/\Omega_M)^{-1}$, which in principle may be a function of redshift.¹ Therefore, in order to be conservative, we assume two possibilities for the depletion factor: a constant value: $\gamma(z) = 0.85 \pm 0.08$ [67, 68], and an evolving one, such as $\gamma(z) = \gamma_0(1 + \gamma_1 z)$, similar to some of our previous works [72, 73].

B. Cosmic Chronometers

We use 31 cosmic chronometer $H(z)$ data from Ref. [59] in the redshift range $0.07 \leq z \leq 1.965$ in order to derive the luminosity distance for each galaxy cluster. Briefly, the age difference between passively evolving galaxies at different redshifts are calculated in order to obtain the Hubble parameter $H(z)$ [74]. Cosmic chronometers (CC) are one of the most widely used model-agnostic probes for deducing the observational value of the Hubble parameter at different redshifts (See [75, 76] and references therein for more details).

In order to derive the luminosity distance to each galaxy cluster, we choose Gaussian Processes Regression [77], which is a non-parametric technique used to reconstruct a function at any input value, based on a set of measurements. More details on the Gaussian Process based interpolation can be found in [69, 75, 78], and we followed the same implementation as in these aforementioned works.

The reconstructed luminosity distance is obtained via,

$$D_L(z) = c(1+z) \int_0^z \frac{dz'}{H(z')}, \quad (7)$$

where $H(z')$ is the non-parametric reconstruction of the Hubble parameter using Gaussian Processes regression. This reconstruction of D_L using the $H(z)$ measurements can be found in the right panel of Fig. 1.

¹ The first self-consistent observational constraint on the gas depletion factor at r_{2500} was found by Ref. [71], combining X-ray emitting gas mass fraction measurements and luminosity distance measurements from type Ia supernovae. As basic result, a constant depletion factor was found with value in full agreement with simulations.

C. SNe Ia sample

The SNe Ia sample used in our analyses is the so called Pantheon [60] sample, consisting of 1049 spectroscopically confirmed SNe Ia covering a redshift range of $0.01 \leq z \leq 2.3$. This dataset is the latest state of the art sample of SNe Ia measurements available in literature.

However, to perform the appropriate tests, we must use SNe Ia at the same redshifts as that of the galaxy clusters. For this purpose we apply the Gaussian process method to find out the central value with the corresponding variance. Actually, we reconstruct two sets of D_L measurements from the Pantheon sample [60]. For the first sample, we consider the absolute magnitude $M_b = -19.23 \pm 0.04$ via the relation:

$$D_L = 10^{(m_b - M_b - 25)/5} \text{ Mpc}. \quad (8)$$

This value is obtained by assuming the Hubble constant provided by the Cepheids/SNe Ia estimates, $H_0 = 74.03 \pm 1.42$ km/s/Mpc [61] (henceforth known as Riess prior). The second one, is constructed by using $M_b = -19.43 \pm 0.02$, which is obtained using the Hubble constant estimated by the Planck Collaborations in the context of a Λ CDM model, $H_0 = 67.36 \pm 0.54$ km/s/Mpc [2] (henceforth known as the Planck prior). All the three distance estimates can be found in the right panel of Fig. 1.

IV. ANALYSIS AND RESULTS

By using Eq.(6), the constraints on the model parameters (c_1 or/and γ_1) can be obtained by maximizing the likelihood function, \mathcal{L} given by

$$-2 \ln \mathcal{L} = \sum_{i=1}^n \ln 2\pi\sigma_i^2 + \sum_{i=1}^n \frac{\left(\zeta(z) - \left[\frac{f_{gas}}{K(z)A(z)\gamma_0} \right] \left[\frac{\Omega_m}{\Omega_b} \right] \left[\frac{D_L}{D_L^*} \right]^{3/2} \right)^2}{\sigma_i^2}. \quad (9)$$

Here, σ_i denotes the statistical errors associated with the gas mass fraction measurements and Pantheon sample/Cosmic Chronometers data, and is obtained by using standard error propagation methods. We choose the `emcee` MCMC sampler [79] to maximize the log-likelihood function.

We consider two cases for $\zeta(z)$:

- $\zeta(z) = (1 + c_1 z)^{3/2}$, along with a constant gas depletion factor, $\gamma(z) = 0.85 \pm 0.08$ [67, 68].
- $\zeta(z) = (1 + \gamma_1 z)(1 + c_1 z)^{3/2}$, where the gas depletion factor varies according to the parametric form: $\gamma(z) = \gamma_0(1 + \gamma_1 z)$, where $\gamma_0 = 0.85 \pm 0.08$ and γ_1 encapsulates a possible redshift evolution of the gas depletion factor, and is treated as a free parameter in this case.

For each of the above two cases, we calculate the luminosity distance using all the three methods enumerated. A summary can be found in Table I. We now summarize our results:

- **Results for constant gas depletion factor:** Fig. 2, Fig. 3, and Fig. 4 show the 1-D likelihood distribution of the parameter c_1 . In each case, the luminosity distance D_L is estimated by using CC data, Pantheon data with the Planck H_0 prior, and the Riess H_0 prior, respectively. We find that c_1 estimated using the Pantheon sample with the Planck prior is consistent with no variation with redshift, to within 1σ . However, the other two cases show a

mild decreasing trend for c_1 with redshift at 1.2σ using cosmic chronometer data, and at 3.9σ using the Pantheon sample with Riess prior.

- **Results with an evolving gas depletion parameter:** Our results after assuming an evolving gas depletion factor can be found in Fig. 5, Fig. 6, and Fig. 7, which show the 68%, 95%, and 99% 2-D marginalized confidence intervals for c_1 and γ_1 . These correspond to the luminosity distance D_L been estimated by using cosmic chronometer data, Pantheon data with Planck H_0 prior, and Riess H_0 prior, respectively. We find that c_1 is consistent with 0 within 1σ for all these three cases considered. Therefore, we find that there is no redshift-dependent variation in the speed of light, once we consider an evolving gas depletion factor. The sensitivity we obtain on $\Delta c/c$ is $\Delta c/c \approx \mathcal{O}(10^{-2})$, in agreement with the independent recent estimates [41, 55, 56].

V. CONCLUSIONS

In recent years, the increased availability of high quality observational data has allowed us to self-consistently test some of the fundamental tenets of the standard model of Cosmology. The invariance of the speed of light (c) with redshift is the question we have investigated in this work. As commented earlier, any indication of a time varying speed of light has deep implications for

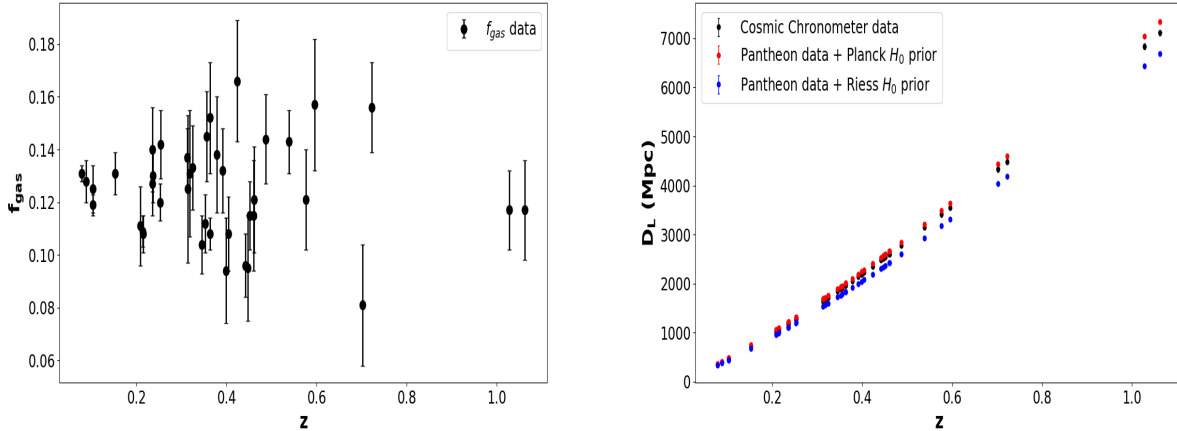


FIG. 1: (Left) The 40 Chandra X-ray gas mass fraction as a function of redshift compiled by Mantz et al. [58]. (Right) This figure displays the luminosity distance as a function of redshift estimated by different distance proxies as mentioned in the legend.

TABLE I: Constraints on the parameter c_1 .

Distance Indicator	$\gamma(z)$ considered	γ_1	c_1
Cosmic Chronometers	0.85 ± 0.08	-	-0.069 ± 0.056
Cosmic Chronometers	$0.85(1 + \gamma_1 z)$	$0.009^{+0.45}_{-0.366}$	-0.076 ± 0.262
Pantheon Sample with Planck H_0 prior	0.85 ± 0.08	-	-0.016 ± 0.055
Pantheon Sample with Planck H_0 prior	$0.85(1 + \gamma_1 z)$	$0.061^{+0.523}_{-0.426}$	-0.054 ± 0.301
Pantheon Sample with Riess H_0 prior	0.85 ± 0.08	-	-0.198 ± 0.052
Pantheon Sample with Riess H_0 prior	$0.85(1 + \gamma_1 z)$	$-0.097^{+0.298}_{-0.249}$	-0.141 ± 0.178

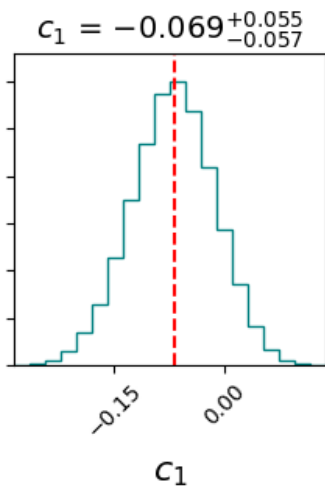


FIG. 2: The likelihood distribution of parameter c_1 obtained using the `Corner` python module [80] by considering a constant depletion factor. The luminosity distance D_L was estimated by using cosmic chronometer data.

both fundamental Physics and cosmological models beyond Λ CDM.

In this paper, the invariance of the speed of light

was tested by combining galaxy cluster gas mass fraction measurements, $H(z)$ measurements from cosmic chronometers, and SNe Ia observations from the Pantheon sample. We have considered two *ansatz* for the depletion factor ($\gamma(z)$): a constant value, as well as evolving with redshift according to $\gamma(z) = \gamma_0(1 + \gamma_1 z)$. We search for a redshift-dependent c , given by $c(z) = c_0(1 + c_1 z)$. We also use three different measures of distance: one obtained using cosmic chronometers, and two from the Pantheon sample, corresponding to two different H_0 priors.

Our results using these three distance measures for a constant gas fraction can be found in Figs. 2, 3, and 4. We find that the speed of light decreases with redshift at 1.2σ using chronometer data, and at 3.9σ using the Pantheon sample with Riess prior. It is however consistent with no variation, when we use the Pantheon sample coupled with the Planck prior. Our results for the redshift-dependent gas depletion factors can be found in Figs. 5, 6, and 7. In this case, we find that our results are consistent with no variation of c to within 1σ . A summary of all our results are compiled in Table I. Therefore, we find that there is a degeneracy between our results on the variation of c and the assumptions used for the gas depletion factor. The sensitivity to variation of speed of light is given by $\Delta c/c \approx \mathcal{O}(10^{-2})$, in full agreement with recent independent estimates [41, 55, 56].

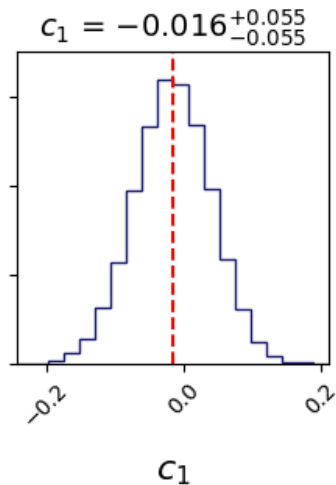


FIG. 3: The likelihood distribution of parameter c_1 obtained using the **Corner** python module [80] by considering a constant depletion factor. The luminosity distance D_L was estimated by using Pantheon sample along with the Planck H_0 prior [2].

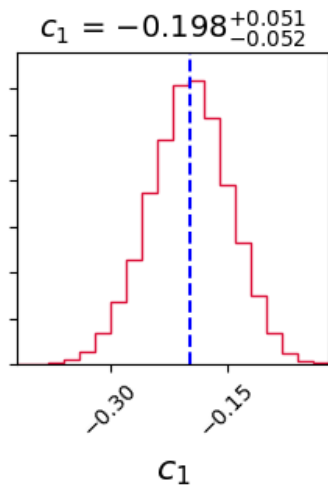


FIG. 4: The likelihood distribution of parameter c_1 obtained using the **Corner** python module [80] by considering a constant depletion factor. The luminosity distance D_L was estimated by using the Pantheon sample along with Riess H_0 prior [61].

Finally, we stress that the combinations of galaxy cluster gas mass fraction plus $H(z)$ measurements and galaxy cluster gas mass fraction in conjunction with SNe Ia provide a novel way to perform a consistency test for the invariance of speed of light. Furthermore, the results from galaxy cluster gas mass fraction plus $H(z)$ are independent of any calibrators usually adopted in the determinations of the distance scale.

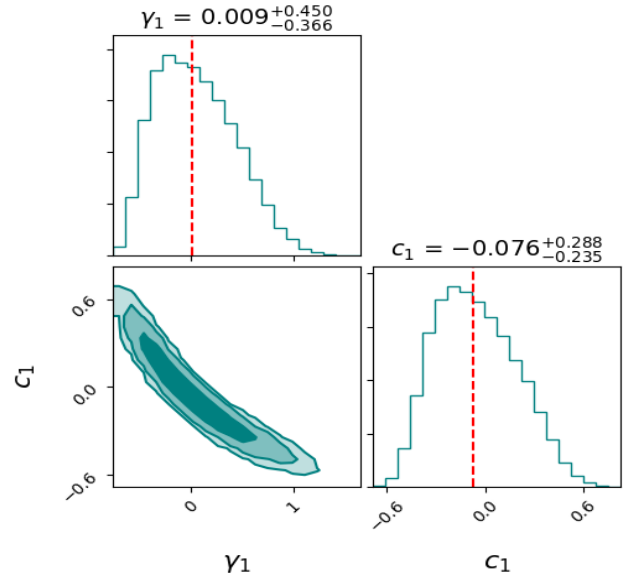


FIG. 5: The 1D marginalized posterior distributions along with 2D marginalized confidence intervals, obtained using the **Corner** python module [80]. The luminosity distance D_L was estimated from cosmic chronometers.

ACKNOWLEDGEMENT

KB acknowledges the Department of Science and Technology, Government of India for providing the financial support under DST-INSPIRE Fellowship program. RFLH thanks CNPq No.428755/2018-6 and 305930/2017-6. SHP acknowledges financial support from Conselho Nacional de Desenvolvimento Científico e Tecnológico (CNPq) (No. 303583/2018-5). We also thank the anonymous referee for useful constructive feedback on the manuscript.

[1] B. Ratra and M. S. Vogeley, *PASP* **120**, 235 (2008), 0706.1565.
 [2] Planck Collaboration, N. Aghanim, Y. Akrami, M. Ashdown, J. Aumont, C. Baccigalupi, M. Ballardini, A. J. Banday, R. B. Barreiro, N. Bartolo, et al., *Astron. & Astrophys.* **641**, A6 (2020), 1807.06209.
 [3] P. Bull et al., *Phys. Dark Univ.* **12**, 56 (2016), 1512.05356.

[4] P. J. E. Peebles, arXiv e-prints arXiv:2106.02672 (2021), 2106.02672.
 [5] E. Di Valentino, A. Melchiorri, and J. Silk, *Nature Astron.* **4**, 196 (2019), 1911.02087.
 [6] E. Di Valentino et al., *Astropart. Phys.* **131**, 102605 (2021), 2008.11284.
 [7] P. Shah, P. Lemos, and O. Lahav, arXiv e-prints arXiv:2109.01161 (2021), 2109.01161.

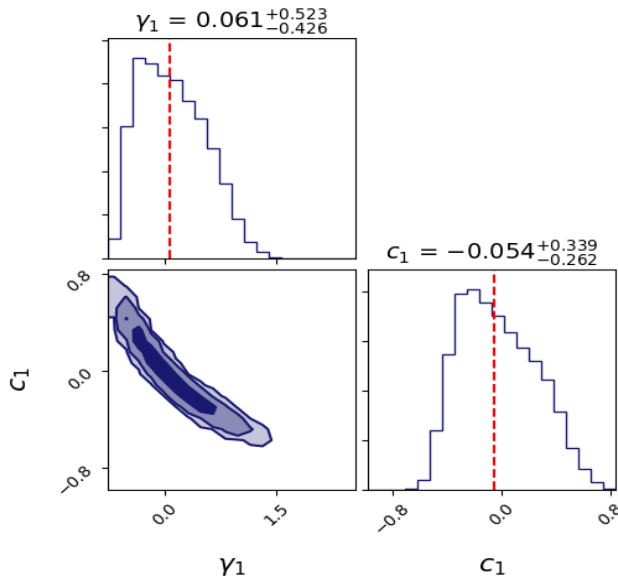


FIG. 6: The 1D marginalized posterior distributions along with 2D marginalized confidence intervals, obtained using the `Corner` python module [80]. The luminosity distance D_L was estimated by using Pantheon sample along with the Planck H_0 prior [2].

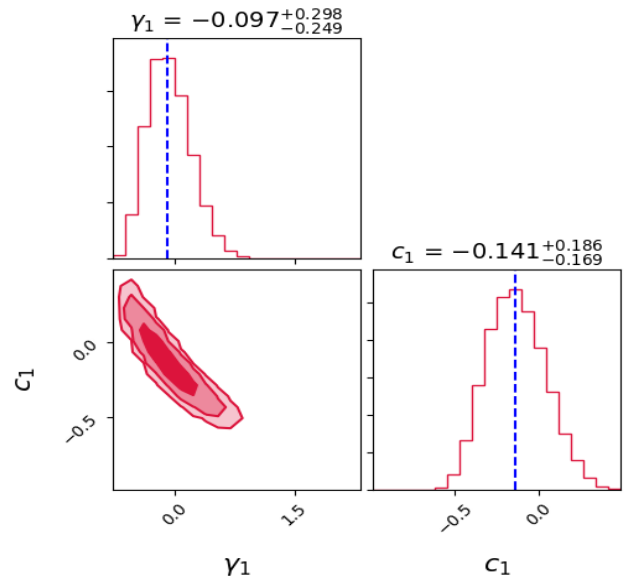


FIG. 7: The 1-D marginalized posterior distributions along with 2-D marginalized confidence intervals, obtained using the `Corner` python module [80]. The luminosity distance D_L was estimated by using Pantheon sample along with the Riess H_0 prior [61].

- [8] N. Schöneberg, G. F. Abellán, A. Pérez Sánchez, S. J. Witte, c. V. Poulin, and J. Lesgourgues, arXiv e-prints arXiv:2107.10291 (2021), 2107.10291.
- [9] L. Verde, T. Treu, and A. G. Riess, *Nature Astronomy* **3**, 891 (2019), 1907.10625.
- [10] D. Merritt, *Stud. Hist. Phil. Sci. B* **57**, 41 (2017), 1703.02389.
- [11] K. M. Smith, O. Zahn, and O. Dore, *Phys. Rev. D* **76**, 043510 (2007), 0705.3980.
- [12] D. Hanson et al. (SPTpol), *Phys. Rev. Lett.* **111**, 141301 (2013), 1307.5830.
- [13] N. Hand et al., *Phys. Rev. Lett.* **109**, 041101 (2012), 1203.4219.
- [14] J. A. Frieman, M. S. Turner, and D. Huterer, *Ann. Rev. Astron. Astrophys.* **46**, 385 (2008), 0803.0982.
- [15] D. H. Weinberg, M. J. Mortonson, D. J. Eisenstein, C. Hirata, A. G. Riess, and E. Rozo, *Physics Reports* **530**, 87 (2013), 1201.2434.
- [16] A. Joyce, L. Lombriser, and F. Schmidt, *Annual Review of Nuclear and Particle Science* **66**, 95 (2016), 1601.06133.
- [17] S. Desai, *Physics Letters B* **778**, 325 (2018), 1708.06502.
- [18] J. A. King, J. K. Webb, M. T. Murphy, V. V. Flambaum, R. F. Carswell, M. B. Bainbridge, M. R. Wilczynska, and F. E. Koch, *Mon. Not. Roy. Astron. Soc.* **422**, 3370 (2012), 1202.4758.
- [19] N. Leefer, C. T. M. Weber, A. Cingöz, J. R. Torgerson, and D. Budker, *Phys. Rev. Lett.* **111**, 060801 (2013), 1304.6940.
- [20] C. van de Bruck, J. Mifsud, and N. J. Nunes, *JCAP* **12**, 018 (2015), 1510.00200.
- [21] S. M. Kotuš, M. T. Murphy, and R. F. Carswell, *Mon. Not. Roy. Astron. Soc.* **464**, 3679 (2017), 1609.03860.
- [22] R. S. Gonçalves, S. Landau, J. S. Alcaniz, and R. F. L. Holanda, *JCAP* **06**, 036 (2020), 1907.02118.
- [23] S. Galli, *Phys. Rev. D* **87**, 123516 (2013), 1212.1075.
- [24] Z.-E. Liu, W.-F. Liu, T.-J. Zhang, Z.-X. Zhai, and K. Bora (2021), 2109.00134.
- [25] K. Bora and S. Desai, *JCAP* **02**, 012 (2021), 2008.10541.
- [26] L. R. Colaço, R. F. L. Holanda, R. Silva, and J. S. Alcaniz, *JCAP* **03**, 014 (2019), 1901.10947.
- [27] P. A. M. Dirac, *Nature (London)* **139**, 323 (1937).
- [28] P. Jofre, A. Reisenegger, and R. Fernandez, *Phys. Rev. Lett.* **97**, 131102 (2006), astro-ph/0606708.
- [29] J. P. W. Verbiest, M. Bailes, W. van Straten, G. B. Hobbs, R. T. Edwards, R. N. Manchester, N. D. R. Bhat, J. M. Sarkissian, B. A. Jacoby, and S. R. Kulkarni, *Astrophys. J.* **679**, 675 (2008), 0801.2589.
- [30] K. Lazaridis et al., *Mon. Not. R. Astron. Soc.* **400**, 805 (2009), 0908.0285.
- [31] E. Garcia-Berro, P. Loren-Aguilar, S. Torres, L. G. Althaus, and J. Isern, *JCAP* **05**, 021 (2011), 1105.1992.
- [32] J. Ooba, K. Ichiki, T. Chiba, and N. Sugiyama, *Phys. Rev. D* **93**, 122002 (2016), 1602.00809.
- [33] W. Zhao, B. S. Wright, and B. Li, *JCAP* **10**, 052 (2018), 1804.03066.
- [34] A. Vijaykumar, S. J. Kapadia, and P. Ajith, *Phys. Rev. Lett.* **126**, 141104 (2021), 2003.12832.
- [35] J. Zhu and B.-Q. Ma, *Phys. Lett. B* **820**, 136518 (2021), 2108.05804.
- [36] Y. Liu and B.-Q. Ma, *Eur. Phys. J. C* **78**, 825 (2018), 1810.00636.
- [37] H. Xu and B.-Q. Ma, *Phys. Lett. B* **760**, 602 (2016), 1607.08043.
- [38] H. Xu and B.-Q. Ma, *Astropart. Phys.* **82**, 72 (2016), 1607.03203.
- [39] C. N. Cruz and A. C. A. d. Faria, *Phys. Rev. D* **86**, 027703 (2012), 1205.2298.

- [40] M. Ackermann et al. (Fermi GBM/LAT), *Nature* **462**, 331 (2009), 0908.1832.
- [41] T. Liu, S. Cao, M. Biesiada, Y. Liu, Y. Lian, and Y. Zhang, *Mon. Not. R. Astron. Soc.* **506**, 2181 (2021), 2106.15145.
- [42] S. Cao, J. Qi, M. Biesiada, X. Zheng, T. Xu, and Z.-H. Zhu, *Astrophys. J.* **867**, 50 (2018), 1810.01287.
- [43] S. Cao, M. Biesiada, J. Jackson, X. Zheng, Y. Zhao, and Z.-H. Zhu, *JCAP* **02**, 012 (2017), 1609.08748.
- [44] R. Agrawal, H. Singirikonda, and S. Desai, *JCAP* **2021**, 029 (2021), 2102.11248.
- [45] J. W. Moffat, *International Journal of Modern Physics D* **2**, 351 (1993), gr-qc/9211020.
- [46] A. Albrecht and J. Magueijo, *Phys. Rev. D* **59**, 043516 (1999), astro-ph/9811018.
- [47] J. Magueijo, *Rept. Prog. Phys.* **66**, 2025 (2003), astro-ph/0305457.
- [48] G. F. R. Ellis and J.-P. Uzan, *Am. J. Phys.* **73**, 240 (2005), gr-qc/0305099.
- [49] G. F. R. Ellis, *General Relativity and Gravitation* **39**, 511 (2007), astro-ph/0703751.
- [50] M. J. Duff, L. B. Okun, and G. Veneziano, *JHEP* **03**, 023 (2002), physics/0110060.
- [51] J.-P. Uzan, *Rev. Mod. Phys.* **75**, 403 (2003), hep-ph/0205340.
- [52] J. Magueijo and J. W. Moffat, *General Relativity and Gravitation* **40**, 1797 (2008), 0705.4507.
- [53] V. Salzano, M. P. Dabrowski, and R. Lazkoz, *Phys. Rev. Lett.* **114**, 101304 (2015), 1412.5653.
- [54] V. Salzano, *Phys. Rev. D* **95**, 084035 (2017), 1604.03398.
- [55] J.-Z. Qi, M.-J. Zhang, and W.-B. Liu, *Phys. Rev. D* **90**, 063526 (2014), 1407.1265.
- [56] D. Wang, H. Zhang, J. Zheng, Y. Wang, and G.-B. Zhao (2019), 1904.04041.
- [57] D. J. Bartlett, H. Desmond, P. G. Ferreira, and J. Jasche, arXiv e-prints arXiv:2109.07850 (2021), 2109.07850.
- [58] A. B. Mantz, S. W. Allen, R. G. Morris, D. A. Rapetti, D. E. Applegate, P. L. Kelly, A. von der Linden, and R. W. Schmidt, *Mon. Not. Roy. Astron. Soc.* **440**, 2077 (2014), 1402.6212.
- [59] E.-K. Li, M. Du, Z.-H. Zhou, H. Zhang, and L. Xu, *Mon. Not. R. Astron. Soc.* **501**, 4452 (2021), 1911.12076.
- [60] D. M. Scolnic, D. O. Jones, A. Rest, Y. C. Pan, R. Chornock, R. J. Foley, M. E. Huber, R. Kessler, G. Narayan, A. G. Riess, et al., *Astrophys. J.* **859**, 101 (2018), 1710.00845.
- [61] A. G. Riess, S. Casertano, W. Yuan, J. B. Bowers, L. Macri, J. C. Zinn, and D. Scolnic, *Astrophys. J. Lett.* **908**, L6 (2021), 2012.08534.
- [62] C. L. Sarazin, *X-ray emission from clusters of galaxies* (1988).
- [63] S. W. Allen, A. E. Evrard, and A. B. Mantz, *Ann. Rev. Astron. Astrophys.* **49**, 409 (2011), 1103.4829.
- [64] S. W. Allen, D. A. Rapetti, R. W. Schmidt, H. Ebeling, R. G. Morris, and A. C. Fabian, *Monthly Notices of the Royal Astronomical Society* **383**, 879 (2007).
- [65] S. Ettori, A. Morandi, P. Tozzi, I. Balestra, S. Borgani, P. Rosati, L. Lovisari, and F. Terenziani, *Astron. & Astrophys.* **501**, 61 (2009), 0904.2740.
- [66] R. Holanda, G. P. da Silva, and S. Pereira, *Journal of Cosmology and Astroparticle Physics* **2020**, 053 (2020), URL <https://doi.org/10.1088/1475-7516/2020/09/053>.
- [67] N. Battaglia, J. R. Bond, C. Pfrommer, and J. L. Sievers, *Astrophys. J.* **777**, 123 (2013), 1209.4082.
- [68] S. Planelles, S. Borgani, K. Dolag, S. Ettori, D. Fabjan, G. Murante, and L. Tornatore, *Mon. Not. R. Astron. Soc.* **431**, 1487 (2013), 1209.5058.
- [69] K. Bora and S. Desai, *European Physical Journal C* **81**, 296 (2021), 2103.12695.
- [70] X. Zheng, J.-Z. Qi, S. Cao, T. Liu, M. Biesiada, S. Miernik, and Z.-H. Zhu, *European Physical Journal C* **79**, 637 (2019), 1907.06509.
- [71] R. F. L. Holanda, V. C. Busti, J. E. Gonzalez, F. Andrade-Santos, and J. S. Alcaniz, *JCAP* **2017**, 016 (2017), 1706.07321.
- [72] R. F. L. Holanda, K. Bora, and S. Desai, arXiv e-prints arXiv:2105.10988 (2021), 2105.10988.
- [73] I. E. C. R. Mendonça, K. Bora, R. F. L. Holanda, and S. Desai, arXiv e-prints arXiv:2107.14169 (2021), 2107.14169.
- [74] R. Jimenez and A. Loeb, *Astrophys. J.* **573**, 37 (2002), astro-ph/0106145.
- [75] H. Singirikonda and S. Desai, *European Physical Journal C* **80**, 694 (2020), 2003.00494.
- [76] S. Vagnozzi, A. Loeb, and M. Moresco, *Astrophys. J.* **908**, 84 (2021), 2011.11645.
- [77] M. Seikel, C. Clarkson, and M. Smith, *JCAP* **1206**, 036 (2012), 1204.2832.
- [78] K. Bora and S. Desai, *JCAP* **2021**, 052 (2021), 2104.00974.
- [79] D. Foreman-Mackey, D. W. Hogg, D. Lang, and J. Goodman, *PASP* **125**, 306 (2013), 1202.3665.
- [80] D. Foreman-Mackey, *The Journal of Open Source Software* **1**, 24 (2016), URL <https://doi.org/10.21105/joss.00024>.