

Residual-based adaptivity for two-phase flow simulation in porous media using Physics-informed Neural Networks

John Hanna^{a,b,c}, José V. Aguado^a, Sebastien Comas-Cardona^b, Ramzi Askri^c,
Domenico Borzacchiello^a

^a*Institut de Calcul Intensif (ICI) at Ecole Centrale de Nantes, 1 Rue de la Noë, 44300
Nantes, France*

^b*Institut de Recherche en Génie Civil et Mécanique (GEM) at Ecole Centrale de Nantes, 1
Rue de la Noë, 44300 Nantes, France*

^c*Institut de Recherche Technologique mutualisé (IRT) Jules Verne, Chem. du Chaffault,
44340 Bouguenais, France*

Abstract

This paper aims to provide a machine learning framework to simulate two-phase flow in porous media. The proposed algorithm is based on Physics-informed neural networks (PINN). A novel residual-based adaptive PINN is developed and compared with traditional PINN having fixed collocation points. The proposed algorithm is expected to have great potential to be applied to different fields where adaptivity is needed. In this paper, we focus on the two-phase flow in porous media problem. We provide a numerical example to show the effectiveness of the new algorithm. It is found that adaptivity is essential to capture moving flow fronts. We show how the results obtained through this approach are more accurate than classical PINN, while having a comparable computational cost.

Keywords: Physics-informed neural networks, adaptivity, two-phase flow

1. Introduction

Multi-phase flow and transport phenomena in porous media appear in a variety of industrial applications, such as injection-based fiber-reinforced composites processes [1, 2], exploitation of oil reservoirs [3, 4] and water resources

management [5, 6]. That is why efficient stable modeling techniques are always required to understand the underlying physics of flow mechanisms.

Many numerical techniques have been developed to compute solutions to the partial differential equations governing these models. Grid-based classical methods such as finite element, finite volume, and finite difference are generally seen as the state of the art due to their numerical efficiency and stability [7]. To capture the flow front movement across the computational grid, these techniques are coupled with methods such as level-set [8], volume of fluids [9] or phase-field method [10]. On the other hand, meshless and particle-based methods [11] have been proved to provide more natural ways of tracking the interface although they are generally regarded as having a lower accuracy and reduced stability [12, 13]. Practical applications include flow monitoring and control [14], identification of flow parameters such as porosity and permeability [15], uncertainty quantification [16] and flow optimization [17].

A successful approach for solving inverse problems relies on building surrogate parametric models for fast exploration of the state space of parameters [18, 19]. These meta-models are specifically designed to be an optimal trade-off between accuracy and computational cost and can be effectively used for inverse problems when the minimization of the objective function requires multiple calls to the flow solver to perform parametric sweeps. Even so, when the dimension of the parametric space is high, the resulting complexity grows exponentially making some problems computationally intractable.

In recent years model order reduction techniques have been developed to tame this curse of dimensionality [20, 21]. These rely on the fundamental assumption that the solution of the parametric problem lies in a low-dimensional manifold of the original subspace where the solution approximation is sought. Learning the structure of this manifold is done through an offline training procedure minimizing the L2 distance from existing data, usually collected from multiple runs of a high-fidelity solver, and produces a low-rank basis that can be reused to represent the solution of new problems for unseen choices of the parameters. In practice, the choice of reduced-bases representation is equivalent to

assuming a tensor format for the problem solution. Among the different choices the Canonical Polyadic (CP), Tucker, and Tensor Train (TT) are the most commonly used, as they provide a compact representation of the parametric solution as well as a reduced complexity of the model [22, 23, 24].

The presence of a moving flow front in multi-phase flow introduces an additional difficulty to get effective model representations. Tensor formats are generally regarded as unfit to represent solutions exhibiting a moving discontinuity because, due to the dual-scale nature of the problem, there is a need for a large number of basis vectors to obtain a good approximation of the solution. For instance, applying a standard CP space-time decomposition to a simple 1D moving Heaviside function cannot provide an accurate approximation unless a high number of modes is used. In practice, the rank needed to obtain reasonably accurate results is not offering any computational advantage compared to full-order representations. This issue is well documented in the community of model order reduction and it affects not only hyperbolic equations that are likely to give rise to shocks or discontinuities but also to other problems in which the physics involved produces localized effects in the solutions. The issue was tackled by [25, 26, 27] who proposed ways to fix the problem, however, it is still a pressing difficulty that requires attention.

In recent years, with the ever-increasing number of machine learning applications that have emerged, neural networks (NN) have established themselves as a class of architectures offering superior modeling capabilities in problems such as regression and classification. When compared to the previously mentioned tensor formats NNs might provide a more flexible tool to represent functions with moving discontinuities resulting from the solution of transport equations.

It is the main aim of this paper to assess this opportunity and provide the basis for a proper framework to solve multi-phase flow in porous media through the use of NNs.

The proposed numerical technique is based on Physics-informed neural networks (PINN), a PDE solver based on the use of neural networks approximation as the search space for the PDE solution. A solution to a PDE can be obtained

by minimizing the PDE and boundary conditions residuals over a finite set of points called collocation and training points, respectively. PINN was first introduced in [28] and has been used to solve many forward and inverse problems [29, 30, 31, 32, 33, 34, 35, 36, 37, 38, 39]. We show in this paper that the choice of collocations points is crucial to obtain accurate results.

The main contributions of this paper can be summarized as:

- Providing a basic framework to simulate two-phase flow in porous media using PINN.
- Developing a residual-based adaptive PINN for accurate flow front predictions.
- Extending the adaptivity algorithm for the training points to better capture the initial/boundary conditions and to have different collocation points for different PDEs in a coupled system.

The rest of the paper is organized as follows. In section 2, the PINN method to solve two-phase flow in porous media is described. The novel residual-based adaptivity algorithm is detailed in section 3. Numerical experiments were carried out and presented in section 4, showing the superiority of the adaptivity technique compared to classical PINN with fixed collocation points. Finally, a summary and a conclusion are given in section 5.

2. Model problem and PINN formulation

In this section, we first introduce the model problem for two-phase flow in porous media. The basics for PINN are then recalled. Finally, PINN is applied to solve the model problem.

2.1. Model problem for two-phase flow in porous media

Flow in porous media can be described by Darcy’s law, which reads as

$$\mathbf{v} = -\frac{1}{\mu}\mathbf{K} \cdot \nabla p \tag{1}$$

where \mathbf{v} is the volume average Darcy's velocity, \mathbf{K} the permeability tensor, μ the viscosity, and ∇p the pressure gradient. Both fluids are assumed to be incompressible, therefore, the mass conservation equation reduces to

$$\nabla \cdot \mathbf{v} = 0 \quad (2)$$

To differentiate between the two fluid phases, a fraction function c is introduced which takes a value 1 for one fluid and 0 for the other one. The viscosity μ is redefined as

$$\mu = c\mu_2 + (1 - c)\mu_1 \quad (3)$$

where μ_2 and μ_1 are the viscosities of the two fluids. c evolves with time according to the following advection equation

$$c_t + \mathbf{v} \cdot \nabla c = 0 \quad (4)$$

The problem formulation is completed by assigning boundary conditions for \mathbf{v} , p and c , as well as initial conditions for c :

$$c(\mathbf{x}, t = 0) = c_0(\mathbf{x}). \quad (5)$$

Pressure Dirichlet boundary conditions are prescribed on inlet and outlet boundaries:

$$p(\mathbf{x}_{inlet}, t) = p_{in} \quad (\text{Inlet pressure}) \quad (6)$$

and

$$p(\mathbf{x}_{outlet}, t) = p_{out} \quad (\text{Outlet pressure}) \quad (7)$$

Impermeable boundaries are characterized by zero normal velocity:

$$\mathbf{v} \cdot \mathbf{n} = 0 \quad (\text{Impermeable wall}) \quad (8)$$

Inlet flow also requires the assignment of boundary conditions for c :

$$c(\mathbf{x}_{inlet}, t) = 1 \quad (\text{Inlet}) \quad (9)$$

2.2. PINN

The first basic idea in PINN is the choice of the search space as a fully connected neural network approximation. The approximation has the form of

$$\mathbf{z}^i = \sigma^i(\mathbf{W}^i \mathbf{z}^{i-1} + \mathbf{b}^i), \quad i = 1, \dots, L \quad (10)$$

where \mathbf{z}^0 and \mathbf{z}^L are the input (temporal or space dimensions) and output (an approximation to the solution) of the network, respectively. While, \mathbf{W}^i and \mathbf{b}^i are the parameters of each layer, known as the weights and biases, respectively. σ^i is a nonlinear function use to add nonlinearity in the representation and is called the activation function. L is the number of layers in the network.

Secondly, the residual of the PDE, to be solved, is obtained by differentiating the neural network output with respect to the inputs using automatic differentiation. A solution is reached by finding the weights and biases that minimize a cost function, composed of the PDEs and boundary conditions residual over a set of finite points namely, collocation and training points, respectively.

2.3. PINN structure and cost function definition for the model problem

To solve the problem using PINN, three distinct neural networks are used: one for the velocity, another for pressure, and another for the fraction function. Each of these networks has space \mathbf{x} and time t inputs. The outputs of these neural networks (\mathbf{v} , p and c) are differentiated with respect to the inputs, using automatic differentiation, forming the residuals of the three differential equations (22), (19) and (20). It should be noted that the network of \mathbf{v} has 1, 2, or 3 outputs, according to the problem dimension, corresponding to the velocity components. Another possible structure is to have different networks for each velocity component. The structure for a one-dimensional problem, for simplicity, is summarized in figure 1.

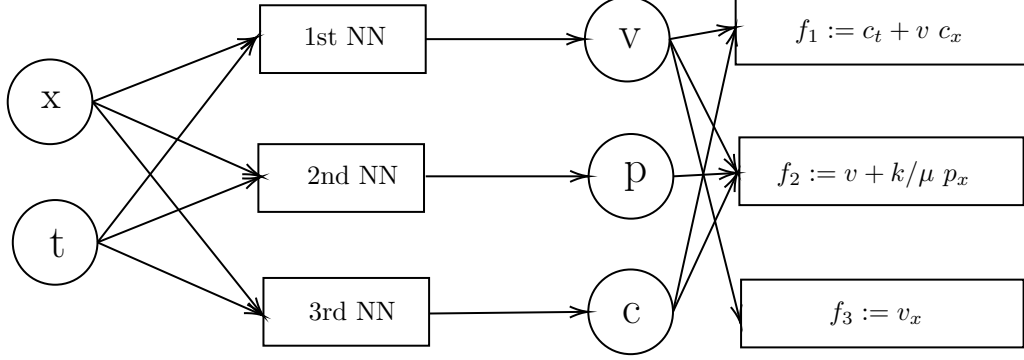


Figure 1: PINN structure to solve 1D transient two-phase flow.

The cost function can, then, be defined as follows

$$Cost = \lambda_v cost_v + \lambda_c cost_c + \lambda_p cost_p + \lambda_1 cost_{f_1} + \lambda_2 cost_{f_2} + \lambda_3 cost_{f_3} \quad (11)$$

where

$$cost_v = \frac{1}{N_v} \sum_{i=1}^{N_v} r_v^2(\mathbf{x}_v^i, t_v^i) = \frac{1}{N_v} \sum_{i=1}^{N_v} \|\mathbf{v}(\mathbf{x}_v^i, t_v^i) \cdot \mathbf{n}(\mathbf{x}_v^i, t_v^i)\|^2 \quad (12)$$

$$cost_c = \frac{1}{N_c} \sum_{i=1}^{N_c} r_c^2(\mathbf{x}_c^i, t_c^i) = \frac{1}{N_c} \sum_{i=1}^{N_c} \|c(\mathbf{x}_c^i, t_c^i) - c_b^i\|^2 \quad (13)$$

$$cost_p = \frac{1}{N_p} \sum_{i=1}^{N_p} r_p^2(\mathbf{x}_p^i, t_p^i) = \frac{1}{N_p} \sum_{i=1}^{N_p} \|p(\mathbf{x}_p^i, t_p^i) - p_b^i\|^2 \quad (14)$$

$$cost_{f_1} = \frac{1}{N_{f_1}} \sum_{i=1}^{N_{f_1}} \|f_1(\mathbf{x}_{f_1}^i, t_{f_1}^i)\|^2 = \frac{1}{N_{f_1}} \sum_{i=1}^{N_{f_1}} \|c_t + \mathbf{v} \cdot \nabla c\|_{(\mathbf{x}_{f_1}^i, t_{f_1}^i)}^2 \quad (15)$$

$$cost_{f_2} = \frac{1}{N_{f_2}} \sum_{i=1}^{N_{f_2}} \|f_2(\mathbf{x}_{f_2}^i, t_{f_2}^i)\|^2 = \frac{1}{N_{f_2}} \sum_{i=1}^{N_{f_2}} \|\mathbf{v} + \frac{1}{\mu} \mathbf{K} \cdot \nabla p\|_{(\mathbf{x}_{f_2}^i, t_{f_2}^i)}^2 \quad (16)$$

$$cost_{f_3} = \frac{1}{N_{f_3}} \sum_{i=1}^{N_{f_3}} \|f_3(\mathbf{x}_{f_3}^i, t_{f_3}^i)\|^2 = \frac{1}{N_{f_3}} \sum_{i=1}^{N_{f_3}} \|\nabla \cdot \mathbf{v}\|_{(\mathbf{x}_{f_3}^i, t_{f_3}^i)}^2 \quad (17)$$

where $\{\mathbf{x}_{\mathbf{v}}^i, t_v^i\}_{i=1}^{N_v}$, $\{\mathbf{x}_{\mathbf{c}}^i, t_c^i, c_b^i\}_{i=1}^{N_c}$ and $\{\mathbf{x}_{\mathbf{p}}^i, t_p^i, p_b^i\}_{i=1}^{N_p}$ are the points where the initial/boundary conditions are defined for \mathbf{v} , c and p , respectively. While $\{\mathbf{x}_{\mathbf{f1}}^i, t_{f1}^i\}_{i=1}^{N_{f1}}$, $\{\mathbf{x}_{\mathbf{f2}}^i, t_{f2}^i\}_{i=1}^{N_{f2}}$ and $\{\mathbf{x}_{\mathbf{f3}}^i, t_{f3}^i\}_{i=1}^{N_{f3}}$ are the collocation points in space and time for the three residuals, respectively, where the physics is enforced and λ_i are the weights of each term in the cost function. The λ_i weights are important to make each contribution to the cost function has comparable magnitude, thus, aiding the optimization process. Finally, a solution for the fields, p , \mathbf{v} and c , is obtained by minimizing the cost function with respect to the neural networks' parameters.

3. Collocation points adaptivity

Mesh Refinement is a basic idea in classical numerical techniques such as finite element (FEM) and finite volume (FVM) methods [40]. There are three basic techniques to mesh adaptation: h-adaptivity [41], r-adaptivity [42] and p-adaptivity [43]. H-adaptivity adds more nodes, thus increasing the degrees of freedom and the mesh connectivity. While r-adaptivity keeps the same number of nodes and degrees of freedom however the nodes are relocated while keeping the same connectivity. Finally, p-adaptivity increases the polynomial degrees of elements while keeping the mesh fixed. Other adaptivity methods exist that combines some of the basic techniques together such as: hp-adaptivity [44] and rh-adaptivity [43]

There are mainly three drivers for mesh adaptation: error [45], PDE residual [46] and solution features [47].

Error-based adaptation adds more degrees of freedom where the solution error is high. This technique ignores the fact that the error is transported in the domain. Therefore, adapting where the error is high might ignore the region of the error source itself, where adaption is more useful [48].

Residual-based adaptation refines the mesh where the discretized PDE residual is high. The residual can be seen as the source of error in the solution [49]. Thus, refining where the residual is high is seen as a way of refining where the er-

ror source is. Therefore, this technique usually performs better than error-based adaptation.

Solution-based adaptation utilizes the solution features such as gradients or discontinuities for adaptation. The philosophy behind this technique is that by using more points in these locations, these features can be resolved, thus, leading to improving the overall accuracy of the solution. However, if multiple features are present in the same problem, the adaptation results in over-refining some features while others are ignored. An example of this adaptivity failure can be found in [50].

The adaptation process is usually computationally expensive since certain requirements have to be satisfied and the mesh connectivity needs to be updated. Moreover, parallelization becomes complex for unstructured grids. However, in the case of PINN, changing the collocation points locations or adding more points are cheap processes. The main reason is that PINN is a meshless method, thus, there are no element volumes to take care of or mesh connectivity to update. Moreover, the approximation of the derivatives is independent of the collocation point position. Therefore, there is no discretization error resulting from the distribution of the collocation points. The only thing to do is identify the location where more points are needed.

In this study, we develop a residual-based algorithm by enriching the locations where the residual is high with more collocation points. We build the algorithm based on the work of [51]. In their work, more collocation points are added where the residual has large values. This can lead to the points being over-refined in one region ignoring other solution features if existing. In our work, we use the residual field, obtained using a dense set of points, to build a probability density function. The density function is, then, used to draw points from the dense set and these points are added to the collocation points used for training. By doing this, collocation points will be spread in the domain; more points will be added where the probability is high (high residual) and fewer points where the probability is lower (low residual). Figure 2 explains the procedure used for adaptivity.

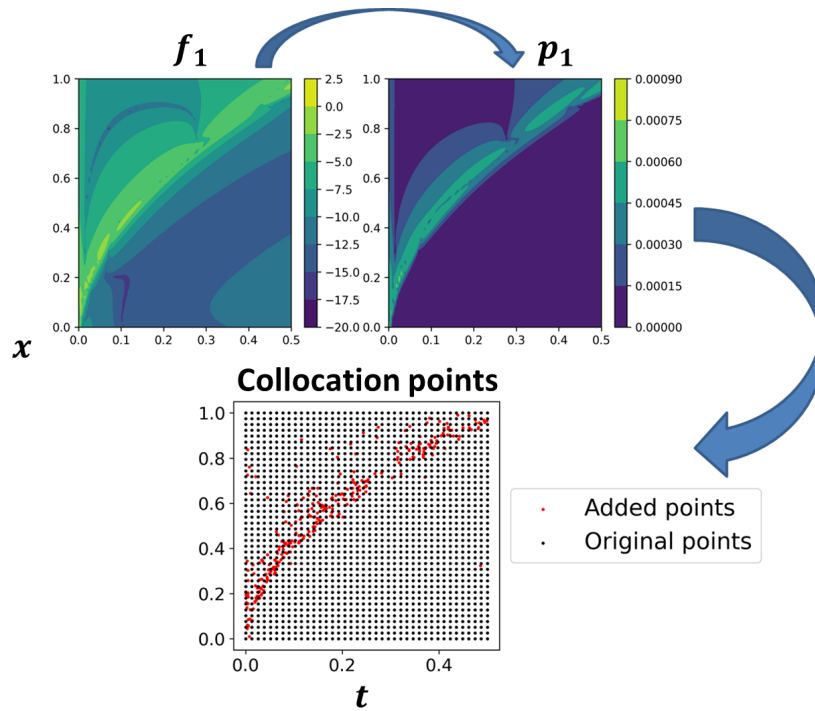


Figure 2: Top left: log of the absolute residual field f_1 , top right: the probability density function built from the residual, bottom: the original and added collocation points drawn from the probability function.

The algorithm is extended for coupled differential equations so that each PDE residual will have different collocation points. Moreover, data points are also enriched using a similar strategy to capture the initial/boundary conditions better. The algorithm is as follows:

Algorithm 1: Residual-based adaptivity

Inputs: Number of adaptivity steps M , number of iterations n ,
tolerances ϵ_i , ϵ_v , ϵ_c and ϵ_p ;

while $m < M$ & ($\mu_i > \epsilon_i$ || $\mu_v > \epsilon_v$ || $\mu_c > \epsilon_c$ || $\mu_p > \epsilon_p$) **do**

- Calculate f_i (3 PDE residuals), r_v , r_c and r_p using dense sets;
- Build the probability functions p_i , p_v , p_c and p_p using dense sets
Eq: 18;
- Draw points from the dense sets using the probabilities and add it
to the training sets;
- Use minimization algorithm for n fixed iterations;
- Calculate the residuals' mean using the dense sets;

$$\begin{aligned}\mu_i &= \frac{1}{N_i} \sum |f_i| \\ \mu_v &= \frac{1}{N_v} \sum |\mathbf{v}(\mathbf{x}_v^i, t_v^i) \cdot \mathbf{n}(\mathbf{x}_v^i, t_v^i)| \\ \mu_c &= \frac{1}{N_c} \sum |c(x_c^i, t_c^i) - c_b^i| \\ \mu_p &= \frac{1}{N_p} \sum |p(x_p^i, t_p^i) - p_b^i|\end{aligned}$$

end

The probability functions used have the form of

$$p(\mathbf{X}) = \frac{\max(\log|r(\mathbf{X})/\epsilon|, 0)}{\int_{\Omega} \max(\log|r(\mathbf{X})/\epsilon|, 0) d\mathbf{X}} \quad (18)$$

where \mathbf{X} is the random vector $[x, t]^T$, r the considered residual, ϵ a small tolerance to filter small residual values, and Ω the spatio-temporal domain.

4. Numerical experiments

4.1. One dimensional injection

We consider a one-dimensional problem shown in figure 3. At $t = 0$, the domain is filled with one fluid (fluid 1). Another fluid (fluid 2) is being injected

from the left end at constant pressure p_{in} , while the pressure at the other end is fixed to p_{out} .

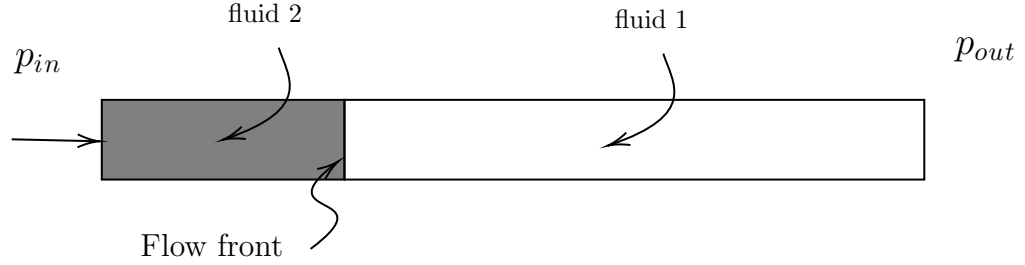


Figure 3: One-dimensional domain (filling problem)

Equation (1) will reduce to

$$v = -\frac{k}{\mu}p_x \quad (19)$$

where v is the volume average Darcy's velocity, k the permeability, μ the viscosity and p_x the pressure gradient with respect to x . Equation (2) reduces to

$$v_x = 0 \quad (20)$$

Boundary conditions are given for the pressure inlet and outlet at all times.

$$p(0, t) = p_{in}, \quad p(l, t) = p_{out} \quad (21)$$

where l is the domain length.

To differentiate between the two phases, a fraction function c is defined. c takes a value of 1 in the domain that is filled with fluid 2 and 0 when fluid 1 is present. The viscosity μ is redefined according to (3). Equation (4) reduces to

$$c_t + v c_x = 0 \quad (22)$$

where c_t and c_x are time and position gradients of c , respectively.

To solve this equation, initial and boundary conditions need to be enforced on c .

$$c(0, t) = 1, \quad c(x, 0) = 0 \quad (23)$$

To sum up, the strong form of the problem can be written as:

$$\begin{aligned} c_t + v c_x &= 0, & x \in [0, l], \quad t \in [0, T], \\ v &= k/\mu p_x, & x \in [0, l], \quad t \in [0, T], \\ v_x &= 0, & x \in [0, l], \quad t \in [0, T], \\ \mu &= c\mu_2 + (1 - c)\mu_1 \\ p(0, t) &= p_{in}, \quad p(l, t) = p_{out} \\ c(0, t) &= 1, \quad c(x, 0) = 0 \end{aligned} \quad (24)$$

where T is the end of the time domain where the problem is solved.

4.2. Results

The training is performed using a neural network of 5 hidden layers and 20 neurons in each layer. Hyperbolic tangent activation function is used in all the hidden layers; this choice proved to provide good results [35, 36, 38]. However, for the output layer sigmoid function is used for the pressure and fraction function networks since their values go from 0 to 1, while, linear activation function is used for the output layer of the velocity network. Adam optimizer is used for the initial training phase with a fixed learning rate of 0.001 and 5,000 iterations. Afterwards, BFGS optimization algorithm is used. This optimization strategy is followed by [31, 51, 52]. The reason is that second-order methods like BFGS are prone to fall into local minima, therefore, Adam is firstly used to reach the zone of the global minimum, afterwards, BFGS is used to reach the minimum easier since it relies on second-order derivatives of the objective function. The different terms of the cost function are weighted similarly, thus, $\lambda_c = \lambda_p = \lambda_1 = \lambda_2 = \lambda_3 = 1$. The parameters used to solve the problem are given in table 1.

Table 1: Parameters used for the one-dimensional two-phase flow.

Parameter	Value
l	1
T	0.5
k	1
μ_2	1
μ_1	10^{-5}
p_{in}	1
p_{out}	0

Two numerical experiments are performed and compared. The first one using fixed number and position of collocation points (2500 points organized in 50×50 grid) for the whole training phase. The second experiment using the provided adaptivity algorithm starting with 1600 points organized as 40×40 grid points during the Adam training phase. Afterwards, point enrichments are performed every 50 BFGS iterations till the stopping criteria are satisfied (at 2500 points as well). The classical PINN case took 385 seconds to converge while the adaptive case took 357 seconds, using laptop Intel core i7-6700HQ CPU @ 2.60 GHz 2.59 GHz with 8 Go RAM.

A fixed 1000 points randomly distributed over the domain are used as a test set to have a sense of the generalization error committed during the training phase. It should be noted that these points are only used for testing but are not used in the training phase.

Firstly, the flow front (fluid 1/fluid 2 interface) is extracted as the 0.5 level set of c and plotted for both cases along with the analytical front solution in figure 4. The analytical solution for the flow front x_f is obtained as

$$x_f = \frac{-\mu_a l + \sqrt{\mu_a^2 l^2 + 2(\mu_r - \mu_a)k(p_{in} - p_{out})t}}{\mu_r - \mu_a} \quad (25)$$

Better predictions were obtained using the adaptive strategy than using fixed collocation points as shown in figure 4.

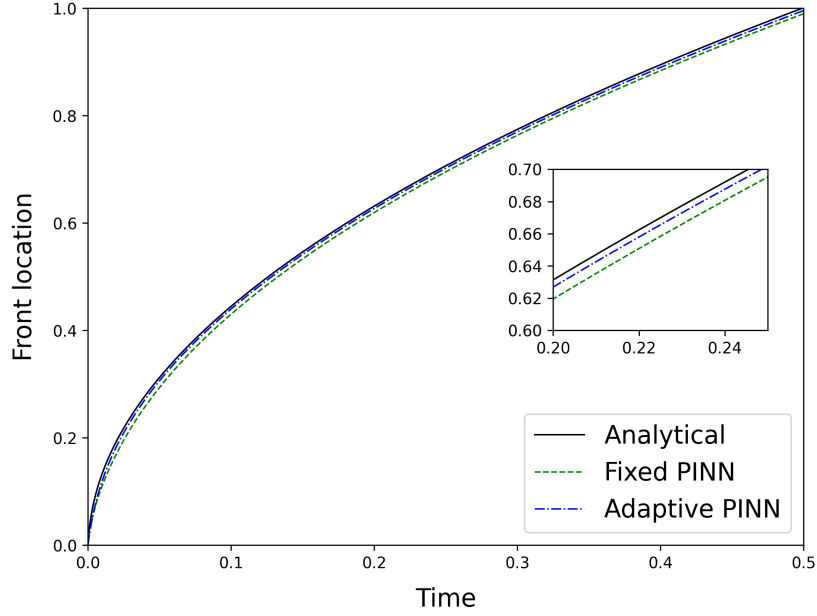


Figure 4: Front (fluid 1/fluid 2 interface) position with time for the fixed and adaptive cases along with analytical front position and a zoomed image to differentiate.

The pressure evolution for the two cases is shown in figure 5 and compared to the analytical solution. The analytical solution for pressure can be written as

$$p(x, t) = \begin{cases} \frac{-\mu_r(p_{in} - p_{out})}{(\mu_r - \mu_a)x_f(t) + \mu_a l} x + p_{in} & x < x_f(t) \\ \frac{-\mu_a(p_{in} - p_{out})}{(\mu_r - \mu_a)x_f(t) + \mu_a l} x + \frac{\mu_a(p_{in} - p_{out})}{(\mu_r - \mu_a)x_f(t) + \mu_a l} l + p_{out} & x \geq x_f(t) \end{cases} \quad (26)$$

The adaptive case provided a pressure solution closer to the analytical solution than that of the classical PINN case.

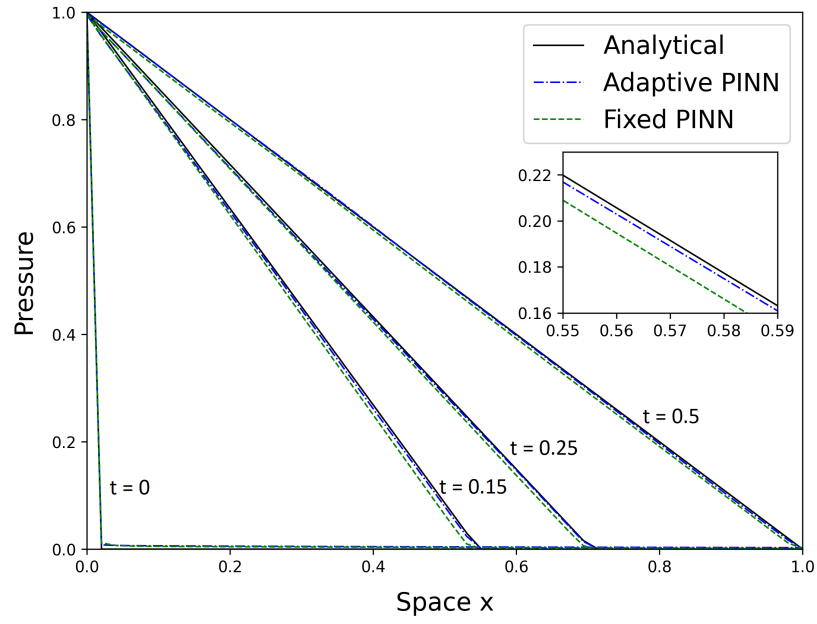


Figure 5: Pressure evolution for the adaptive and fixed collocations cases.

The distribution of the collocation points for the different PDEs is shown in the case of adaptive PINN in figure 6. The figure shows the evolution of these distributions at different stages of using the adaptivity algorithm.

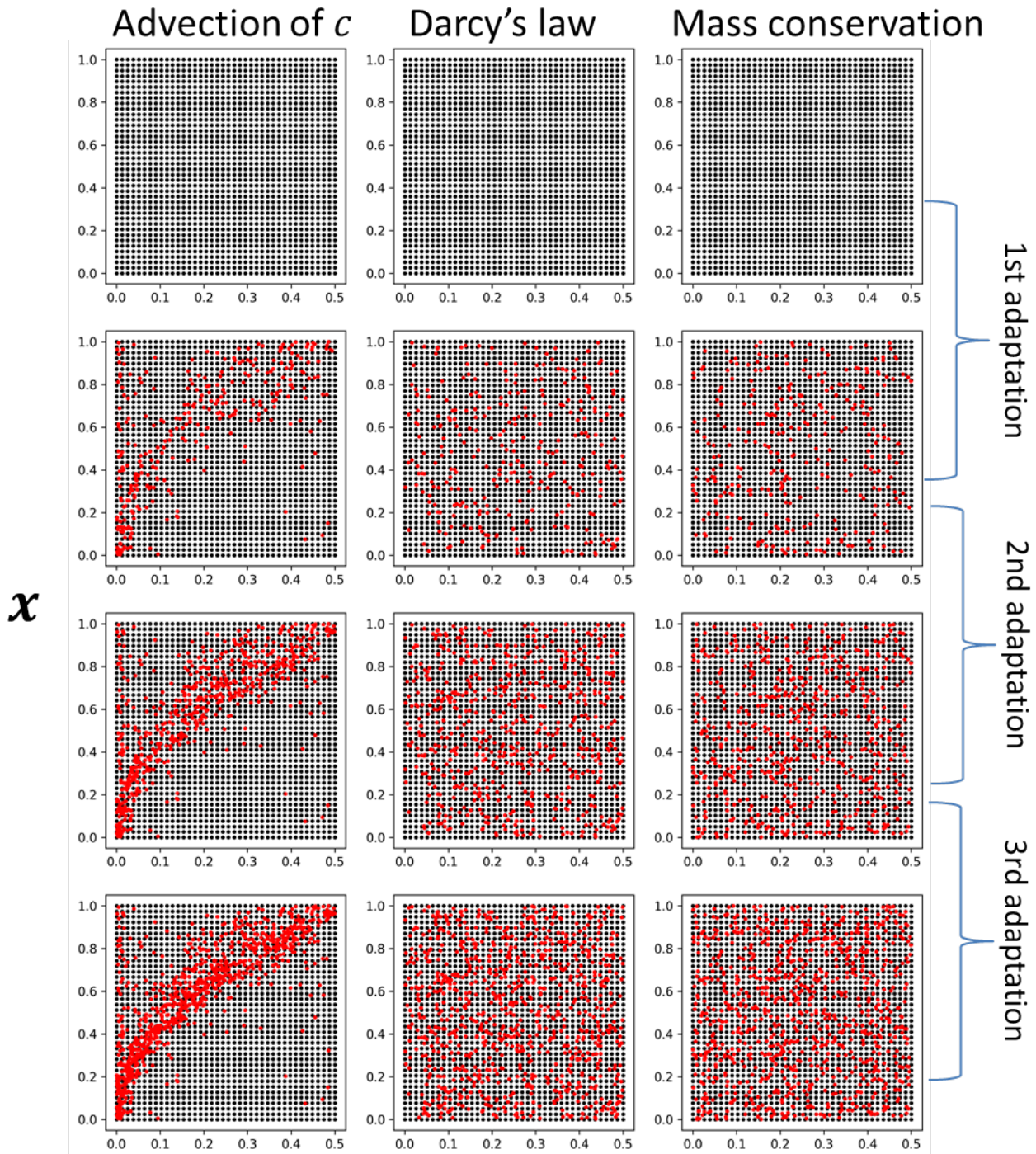


Figure 6: Evolution of collocation points with adaptivity (from left to right: collocations for f_1 , collocations for f_2 and collocations for f_3). New collocation points are shown in red.

From figure 6, it can be seen for the collocation points of f_1 that the points

seem to be dense near the location of the front, where the residual is higher. This helped in capturing the interface location accurately as compared to the solution from classical PINN. While for the other collocation points (f_2 and f_3), they were distributed almost randomly in the domain. That is because the residual field is spread all over the domain since there are no sharp solution features to capture.

The cost function is compared in the two cases by plotting the cost vs. iteration graph for both cases. The cost using the training set is compared to that using the testing set for both fixed and adaptive PINN as shown in figure 7. It should be noted that there is a deviation between the training and testing cost in the fixed collocations case, meaning that the generalization error is high. This deviation is smaller in the adaptivity case meaning that less generalization error is committed using the newly-developed adaptive technique. From a deep learning perspective, using adaptive collocation points can be seen as a form of regularization of the neural network solution; adaptivity prevents overfitting, thus making the solution more accurate for unseen points (points not used in the training process).

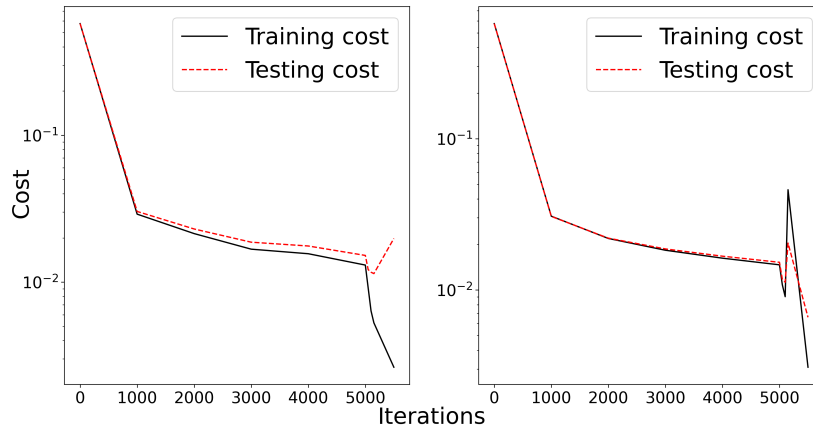


Figure 7: Cost vs. Iteration graphs for both the fixed (left plot) and adaptive cases (right plot).

5. Conclusion

In this study, Physics-Informed Neural Networks (PINN) is applied to solve two-phase flow problems in porous media. A novel residual-based adaptive algorithm is developed. The basic idea is to utilize the PDE residual to build a probability density function, from which new collocation points are drawn and added to the training set. The technique is applied to the different PDEs in the coupled system independently, thus, different collocations points are used for the different PDEs. Moreover, the technique is applied to enrich the points used to capture the initial and boundary conditions.

The adaptivity algorithm is used to solve a 1D two-phase flow in porous media. Using the new technique provided better results than using the classical PINN with fixed collocation points. The adaptive technique can be seen as a form of regularization of the neural networks, thus reducing the generalization error.

Acknowledgements

This study was funded under the PERFORM Thesis program of IRT Jules Verne, Bouguenais, France.

References

- [1] C. H. Park, L. Woo, Modeling void formation and unsaturated flow in liquid composite molding processes: a survey and review, *Journal of reinforced plastics and composites* 30 (11) (2011) 957–977.
- [2] K. M. Pillai, Modeling the unsaturated flow in liquid composite molding processes: a review and some thoughts, *Journal of Composite materials* 38 (23) (2004) 2097–2118.
- [3] L. A. Dillard, H. I. Essaid, W. N. Herkelrath, Multiphase flow modeling of a crude-oil spill site with a bimodal permeability distribution, *Water Resources Research* 33 (7) (1997) 1617–1632.

- [4] M. G. Gerritsen, L. J. Durlofsky, Modeling fluid flow in oil reservoirs, *Annu. Rev. Fluid Mech.* 37 (2005) 211–238.
- [5] L. M. Abriola, G. F. Pinder, A multiphase approach to the modeling of porous media contamination by organic compounds: 1. equation development, *Water resources research* 21 (1) (1985) 11–18.
- [6] M. B. Allen, Why upwinding is reasonable, in: *Finite Elements in Water Resources*, Springer, 1984, pp. 13–23.
- [7] Z. Chen, G. Huan, Y. Ma, *Computational methods for multiphase flows in porous media*, SIAM, 2006.
- [8] M. Sussman, P. Smereka, S. Osher, A level set approach for computing solutions to incompressible two-phase flow, *Journal of Computational physics* 114 (1) (1994) 146–159.
- [9] C. W. Hirt, B. D. Nichols, Volume of fluid (vof) method for the dynamics of free boundaries, *Journal of computational physics* 39 (1) (1981) 201–225.
- [10] L.-Q. Chen, Phase-field models for microstructure evolution, *Annual review of materials research* 32 (1) (2002) 113–140.
- [11] R. A. Gingold, J. J. Monaghan, Smoothed particle hydrodynamics: theory and application to non-spherical stars, *Monthly notices of the royal astronomical society* 181 (3) (1977) 375–389.
- [12] Z.-B. Wang, R. Chen, H. Wang, Q. Liao, X. Zhu, S.-Z. Li, An overview of smoothed particle hydrodynamics for simulating multiphase flow, *Applied Mathematical Modelling* 40 (23-24) (2016) 9625–9655.
- [13] M. Sawley, P. Cleary, J. Ha, Modelling of flow in porous media and resin transfer moulding using smoothed particle hydrodynamics (1999).
- [14] B. Liu, S. Bickerton, S. G. Advani, Modelling and simulation of resin transfer moulding (rtm)—gate control, venting and dry spot prediction, *Composites Part A: applied science and manufacturing* 27 (2) (1996) 135–141.

- [15] M. Piller, G. Schena, M. Nolich, S. Favretto, F. Radaelli, E. Rossi, Analysis of hydraulic permeability in porous media: from high resolution x-ray tomography to direct numerical simulation, *Transport in porous media* 80 (1) (2009) 57–78.
- [16] A. R. Valdez, B. M. Rocha, G. Chapiro, R. W. dos Santos, Uncertainty quantification and sensitivity analysis for relative permeability models of two-phase flow in porous media, *Journal of Petroleum Science and Engineering* 192 (2020) 107297.
- [17] B.-Y. Kim, G.-J. Nam, H.-S. Ryu, J.-W. Lee, Optimization of filling process in rtm using genetic algorithm, *Korea-Australia Rheology Journal* 12 (1) (2000) 83–92.
- [18] H. Fang, C. Gong, C. Li, X. Li, H. Su, L. Gu, A surrogate model based nested optimization framework for inverse problem considering interval uncertainty, *Structural and Multidisciplinary Optimization* 58 (3) (2018) 869–883.
- [19] B. Y. Mirghani, E. M. Zechman, R. S. Ranjithan, G. Mahinthakumar, Enhanced simulation-optimization approach using surrogate modeling for solving inverse problems, *Environmental Forensics* 13 (4) (2012) 348–363.
- [20] S. Krogstad, A sparse basis pod for model reduction of multiphase compressible flow, in: *SPE Reservoir Simulation Symposium*, OnePetro, 2011.
- [21] H. Bansal, S. Rave, L. Iapichino, W. H. Schilders, N. van de Wouw, Model order reduction framework for problems with moving discontinuities., in: *ENUMATH*, 2019, pp. 83–91.
- [22] T. G. Kolda, B. W. Bader, Tensor decompositions and applications, *SIAM review* 51 (3) (2009) 455–500.
- [23] I. V. Oseledets, D. Savostianov, E. E. Tyrtyshnikov, Tucker dimensional-ity reduction of three-dimensional arrays in linear time, *SIAM Journal on Matrix Analysis and Applications* 30 (3) (2008) 939–956.

- [24] J. V. Aguado, D. Borzacchiello, K. S. Kollepara, F. Chinesta, A. Huerta, Tensor representation of non-linear models using cross approximations, *Journal of scientific computing* 81 (1) (2019) 22–47.
- [25] D. Neron, P. Ladeveze, Idelsohns benchmark, Tech. rep., Technical report (2013).
- [26] L. Peng, K. Mohseni, Nonlinear model reduction via a locally weighted pod method, *International Journal for Numerical Methods in Engineering* 106 (5) (2016) 372–396.
- [27] A. Ferrero, A. Iollo, F. Larocca, Global and local pod models for the prediction of compressible flows with dg methods, *International Journal for Numerical Methods in Engineering* 116 (5) (2018) 332–357.
- [28] M. Raissi, P. Perdikaris, G. E. Karniadakis, Physics-informed neural networks: A deep learning framework for solving forward and inverse problems involving nonlinear partial differential equations, *Journal of Computational Physics* 378 (2019) 686–707.
- [29] A. D. Jagtap, G. E. Karniadakis, Extended physics-informed neural networks (xpinns): A generalized space-time domain decomposition based deep learning framework for nonlinear partial differential equations, *Communications in Computational Physics* 28 (5) (2020) 2002–2041.
- [30] A. D. Jagtap, E. Kharazmi, G. E. Karniadakis, Conservative physics-informed neural networks on discrete domains for conservation laws: Applications to forward and inverse problems, *Computer Methods in Applied Mechanics and Engineering* 365 (2020) 113028.
- [31] Z. Mao, A. D. Jagtap, G. E. Karniadakis, Physics-informed neural networks for high-speed flows, *Computer Methods in Applied Mechanics and Engineering* 360 (2020) 112789.

- [32] G. Pang, L. Lu, G. E. Karniadakis, fpinns: Fractional physics-informed neural networks, *SIAM Journal on Scientific Computing* 41 (4) (2019) A2603–A2626.
- [33] K. Shukla, P. C. Di Leoni, J. Blackshire, D. Sparkman, G. E. Karniadakis, Physics-informed neural network for ultrasound nondestructive quantification of surface breaking cracks, *Journal of Nondestructive Evaluation* 39 (3) (2020) 1–20.
- [34] Q. Zhu, Z. Liu, J. Yan, Machine learning for metal additive manufacturing: predicting temperature and melt pool fluid dynamics using physics-informed neural networks, *Computational Mechanics* 67 (2) (2021) 619–635.
- [35] E. Haghighat, M. Raissi, A. Moure, H. Gomez, R. Juanes, A physics-informed deep learning framework for inversion and surrogate modeling in solid mechanics, *Computer Methods in Applied Mechanics and Engineering* 379 (2021) 113741.
- [36] S. A. Niaki, E. Haghighat, T. Campbell, A. Poursartip, R. Vaziri, Physics-informed neural network for modelling the thermochemical curing process of composite-tool systems during manufacture, *Computer Methods in Applied Mechanics and Engineering* 384 (2021) 113959.
- [37] L. Sun, H. Gao, S. Pan, J.-X. Wang, Surrogate modeling for fluid flows based on physics-constrained deep learning without simulation data, *Computer Methods in Applied Mechanics and Engineering* 361 (2020) 112732.
- [38] A. M. Tartakovsky, C. O. Marrero, P. Perdikaris, G. D. Tartakovsky, D. Barajas-Solano, Physics-informed deep neural networks for learning parameters and constitutive relationships in subsurface flow problems, *Water Resources Research* 56 (5) (2020) e2019WR026731.
- [39] S. Goswami, C. Anitescu, S. Chakraborty, T. Rabczuk, Transfer learning enhanced physics informed neural network for phase-field modeling of fracture, *Theoretical and Applied Fracture Mechanics* 106 (2020) 102447.

- [40] M. J. Berger, J. Olinger, Adaptive mesh refinement for hyperbolic partial differential equations, *Journal of computational Physics* 53 (3) (1984) 484–512.
- [41] P. Díez, A. Huerta, A unified approach to remeshing strategies for finite element h-adaptivity, *Computer Methods in Applied Mechanics and Engineering* 176 (1-4) (1999) 215–229.
- [42] H. Askes, A. Rodríguez-Ferran, A combined rh-adaptive scheme based on domain subdivision. formulation and linear examples, *International Journal for numerical methods in engineering* 51 (3) (2001) 253–273.
- [43] H. Askes, A. Rodríguez-Ferran, A combined rh-adaptive scheme based on domain subdivision. formulation and linear examples, *International Journal for numerical methods in engineering* 51 (3) (2001) 253–273.
- [44] I. Babuška, M. Suri, The p and h-p versions of the finite element method, basic principles and properties, *SIAM review* 36 (4) (1994) 578–632.
- [45] X. D. Zhang, J.-Y. Trépanier, R. Camarero, A posteriori error estimation for finite-volume solutions of hyperbolic conservation laws, *Computer methods in applied mechanics and engineering* 185 (1) (2000) 1–19.
- [46] D. Lee, Y. Tsuei, A formula for estimation of truncation errors of convection terms in a curvilinear coordinate system, *Journal of Computational Physics* 98 (1) (1992) 90–100.
- [47] D. S. McRae, r-refinement grid adaptation algorithms and issues, *Computer Methods in Applied Mechanics and Engineering* 189 (4) (2000) 1161–1182.
- [48] A. Choudhary, C. Roy, Efficient residual-based mesh adaptation for 1d and 2d cfd applications, in: *49th AIAA Aerospace Sciences Meeting including the New Horizons Forum and Aerospace Exposition*, 2011, p. 214.
- [49] C. Roy, Strategies for driving mesh adaptation in cfd, in: *47th AIAA aerospace sciences meeting including the new horizons forum and aerospace exposition*, 2009, p. 1302.

- [50] R. P. Dwight, Heuristic a posteriori estimation of error due to dissipation in finite volume schemes and application to mesh adaptation, *Journal of Computational Physics* 227 (5) (2008) 2845–2863.
- [51] L. Lu, X. Meng, Z. Mao, G. E. Karniadakis, Deepxde: A deep learning library for solving differential equations, *SIAM Review* 63 (1) (2021) 208–228.
- [52] T. Kadeethum, T. M. Jørgensen, H. M. Nick, Physics-informed neural networks for solving nonlinear diffusivity and biot’s equations, *PloS one* 15 (5) (2020) e0232683.