

Active Learning for Argument Mining: A Practical Approach

Nikolai Solmsdorf*, Dietrich Trautmann, Hinrich Schütze

Center for Information and Language Processing (CIS)

Ludwig Maximilian University (LMU), Munich, Germany

nikolai.solmsdorf@zos.badw.de; dietrich@trautmann.me

Abstract

Despite considerable recent progress, the creation of well-balanced and diverse resources remains a time-consuming and costly challenge in Argument Mining. Active Learning reduces the amount of data necessary for the training of machine learning models by querying the most informative samples for annotation and therefore is a promising method for resource creation. In a large scale comparison of several Active Learning methods, we show that Active Learning considerably decreases the effort necessary to get good deep learning performance on the task of Argument Unit Recognition and Classification (AURC).

1 Introduction

Despite the great many advancements the field of Argument Mining brought about, the task of retrieving and classifying argumentative segments in heterogeneous, *open* text remains an intricate one. Among the persisting challenges, e.g., which argument model should be applied in the first place or the search for a common evaluation scheme, we find the need for quality data with expert annotation most salient. As in particular the creation of new training data is a costly endeavour, the motivation of the following paper is to lay out how the annotation and training procedure for such a specialised corpus from the field of Argument Mining, i.e., the AURC corpus (Trautmann et al., 2020a), can be designed more efficiently. A sophisticated reduction of the amount of data necessary for the training by querying the most informative samples for annotation is a promising method to this end, i.e., a method commonly referred to as Active Learning (henceforth AL).

Hence, the core of this paper is made up of a comprehensive comparison of various model architectures for the AURC task—i.e., recognising argumentative segments in text on the token

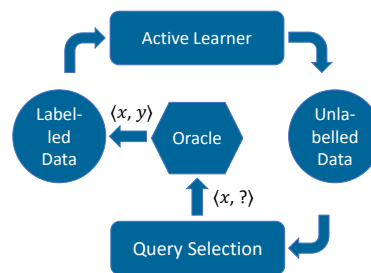


Figure 1: Active Learning Process

level—together with a pragmatically motivated selection of AL strategies—from simple Uncertainty sampling to various clustering-based methods in order to cater for Diversity and Representativeness sampling to a novel transfer learning approach, boosted by a unique focus on a so-called warm-start scenario for an AL procedure. It proves successfully that a reduction of samples required for an optimal model performance is not only feasible but can lead to a markedly abridged training and annotation process, thus serving as an exemplary case study for the design of future corpora.

2 Related Work

2.1 Active Learning

Active Learning seeks to achieve better performance of an algorithm for machine learning with less training, if it is allowed to select the data it learns from. Hence, through a *query selection* process an *active learner*, such as a model for sentence classification or for sequence labelling, tries to cleverly choose the most informative instances which are then labelled by an *oracle*, e.g., a human annotator, so that the model can be trained as quickly and effectively as possible (Figure 1).

The degree of informativeness is evaluated in the query selection step of the AL loop, and the sampling strategy deployed during this step deter-

*N.S. did this work as part of his master's thesis at CIS.

mines the criterion of informativeness, hence, functioning as an integral aspect of an AL scenario. Thus, varying query selection strategies received much research attention, and a plethora of policies have been proposed (Settles, 2009, 2012; Yang and Loog, 2016; Munro, 2020). They broadly address either one or a combination of the following query criteria: (i) Uncertainty or Confusion, i.e., where is the model most uncertain in its prediction, classically measured, e.g., through Least Confidence (Lewis and Gale, 1994; Lewis and Catlett, 1994), Margin Confidence (Scheffer et al., 2001), Entropy (Settles and Craven, 2008), ensemble methods, such as Query-by-Committee (Seung et al., 1992), decision-theoretic approaches, like Expected Error Reduction (Roy and McCallum, 2001), or, in more recent Deep Learning approaches, by Monte Carlo Dropout (Gal et al., 2017; Siddhant and Lipton, 2018) or through Learning Loss (Yoo and Kweon, 2019); (ii) Representativeness, i.e., when sampling a batch of instances in each query step—the so-called batch-mode scenario—redundancy has to be avoided and samples from each region of the input space should be queried, through, e.g., some density-weighted method, such as clustering (Shen et al., 2004; Settles and Craven, 2008; Huang et al., 2014); and (iii) Diversity, i.e., an extension of the Representativeness approach, where “odd” instances from the input space are included as well (Sener and Savarese, 2017; Zhdanov, 2019; Munro, 2020). Additionally, as of recently, so-called agnostic methods that are less dependent on human heuristics or do not rely on such strategies at all have received considerable attention, such as a Multi-Armed Bandit approach, Active Learning by Learning (Hsu and Lin, 2015), or Data-driven AL through Reinforcement Learning (Bachman et al., 2017; Pang et al., 2018; Konyushkova et al., 2019). One commonality of these diverse strategies is: Each policy is virtually independent from the base model used as the learner, e.g., for classification—i.e., theoretically. In practice, however, and in particular during the liaison of Active with Deep Learning a serious bottleneck is encountered: As for each AL episode the learner has to be retrained, and the training of Deep Learning architectures usually is computationally heavy, joining the two approaches efficiently poses a challenge. A practical and pragmatic approach for a “hard” task, such as a structured prediction like sequence labelling (Akhundov et al., 2018), thus is warranted.

2.2 Argument Mining

It is apparent that the automatic detection and identification of argumentative propositions in text are very challenging objectives, especially in regard of being able to generalise across heterogeneous texts which are not inherently argumentative (Palau and Moens, 2009; Moens, 2013; Lippi and Torroni, 2015; Ajjour et al., 2018). A recent method thus moves from the closed-domain discourse level approach to Argument Mining, to a so-called *information seeking* concept, where the aim is to identify self-contained argumentative propositions on the sentence level relevant to a specific *topic* drawn from diverse sources, which are not inherently argumentative (Stab et al., 2018)—nonetheless, current contributions still endeavour on classifying deeper argumentative structures (Habernal and Gurevych, 2017; Kuribayashi et al., 2019; Miller et al., 2019). A simple definition of an argument thus suffices: It is a span of text providing evidence or reasoning to the given topic, i.e., *argument units*. This concept can be interpreted as a “flat” version of a discourse level approach: The topic of the text can be seen as an implicit claim or conclusion—in literature, sometimes the topic is also referred to as the *major claim*—and all argumentative statements function either as support or opposition to the topic. Detecting argumentative statements on the *token* rather than on the *sentence level* was proposed to further advance this information seeking approach and to alleviate some of its limitations (Trautmann et al., 2020a): Separate argumentative propositions are not merged into a single argument, so that a larger number of arguments can be retrieved; opposing stances in the argumentation in a single sentence can be distinguished; errors in sentence segmentation decrease; and finally, complex argumentative sentences are broken down into simpler argument units. Applying sequence labelling models—a CRF and BiLSTM were used, with the addition of various BERT models—hence brought considerable improvements about, in particular in cross-domain experiments. Further, this led to the creation of the so-called *Argument Unit Recognition and Classification* (AURC) corpus.

3 Data Set

3.1 The AURC Corpus

The premise for the AURC corpus was to produce a well-balanced collection of argumentative propositions, reflecting both, supporting and op-

posing stances, as well as non-argumentative statements drawn from freely available and heterogeneous sources. Further, the statements should pertain to a selection of eight controversial topics: (i) *abortion*, (ii) *cloning*, (iii) *marijuana legalisation*, (iv) *minimum wage*, (v) *nuclear energy*, (vi) *death penalty*, (vii) *gun control*, and (viii) *school uniform*. This topic assortment was drawn from (Stab et al., 2018), and, by virtue of its polemical nature, is meant to ensure easily discernible argumentative statements. The corpus contains 1,000 sentences per topic, i.e., in total 8,000 instances, which were tapped from a *Common Crawl* snapshot and indexed with *Elasticsearch*. The time-consuming particularities which led to the creation of the corpus and its exact statistics can be tracked in (Trautmann et al., 2020a).¹

3.2 Input Encodings

A selection of the pre-trained versions of the most common word embeddings as well as current contextualised embedding models are used as encodings of the input from the AURC corpus, in order to evaluate their respective impact on the models employed for the sequence labelling task (Akhundov et al., 2018; Lu et al., 2019). This selection includes:

(i) For token representations: (a) *Word2vec* – *Google News* corpus (Mikolov et al., 2013a,b); (b) *GloVe* – *Common Crawl* (Pennington et al., 2014); (c) *FastText* – *Common Crawl* (Bojanowski et al., 2016; Joulin et al., 2017; Mikolov et al., 2017); (d) $BERT_{BASE[CTX]}$ and $BERT_{LARGE[CTX]}$ – *BookCorpus* & English Wikipedia (Devlin et al., 2019).

(ii) For sentence representations, which are part of various clustering experiments (outlined below): (a) For *Word2vec*, *GloVe*, and *fastText*, a simple fixed-length mean vector of all the word vectors in one sequence is computed; (b) $BERT_{BASE[CLS]}$ and $BERT_{LARGE[CLS]}$; the special classification token ([CLS]) is the final hidden state vector and can be used as the aggregate sequence representation for classification tasks; (c) $SBERT_{BASE[M-NLI]}$ and $SBERT_{LARGE[M-NLI]}$ —refined sentence representations derived from BERT after (Reimers and Gurevych, 2019).

¹The current version of the corpus can be downloaded from <https://github.com/trtm/AURC> (last accessed July 21, 2021).

4 Experimental Set-Up

In order to evaluate various AL strategies for the AURC sequence labelling task in a practical setup—i.e., the AL loops need to run in an efficient computational environment²—, which allows state-of-the-art strategies and Deep Learning architectures to be considered as well, the experimental system consists of the following components:

4.1 Active Learner

This set of models comprises standard as well as more complex model architectures for the comparison in the AL setting. *Nota bene*: As of late, *fine-tuning* Transformer architectures (Vaswani et al., 2017), such as BERT, has brought about great success in many different NLP applications. However, the training and fine-tuning of such models is computationally heavy, in particular, for structured prediction tasks, so that, here it was opted to leave these architectures out—however, please note, that in less complex tasks, e.g., text classification, fine-tuned Transformer models were successfully employed in an AL setting, albeit with simple sampling strategies such as Uncertainty (Schröder et al., 2021). Nonetheless, in the face of the constraints and in order to cater for the latest development still as much as possible, the contextualised input encodings which can be derived from BERT have been included; hence, these encodings were not fine-tuned but “frozen” for the pass through the respective model architectures. This led to the following choice of models:

(i) A combination of a BiLSTM with a *Character Level CNN* as input encoding, and a final CRF layer for decoding, i.e., the *BiLSTM-CNN-CRF* (Ma and Hovy, 2016).

(ii) A simpler *BiLSTM-CRF* (Huang et al., 2015; Lample et al., 2016) which skips the Character Level CNN as the additional input encoding.

(iii) And a so-called *LinCRF*, i.e., a combination of a single *Linear Layer* with a CRF for decoding, as a less complex model which may provide a pragmatic solution to the task.

4.2 Active Learning Policies

The following set of sampling strategies comprises standard as well as more complex methods in order to be able to compare different approaches. The

²Cf. the Appendix for technical details, further information to the model setup, as well as the various strategies.

AL scenario studied in the experiments is the *batch-mode* (Hoi et al., 2006; Wang, Zheng and Ye, 2015) and *pool-based* setting (Lewis and Gale, 1994), while three general sampling criteria are covered, i.e., *Uncertainty*, *Diversity*, and *Representativeness* (cf. above). In addition, the very beginning of an AL process is scrutinised:

(i) **Cold- vs. Warm-Start:** Commonly, for the compilation of the first set of instances which are labelled by the oracle before the AL process starts, samples are randomly chosen from the unlabelled dataset, i.e., a setting that is also referred to as *Cold-Start*. Nonetheless, there have been strategies proposed for an alternative approach, i.e., the so-called *Warm-Start*, which rely on clustering as a means for constructing an informative first set of instances which is able to *kick-start* the AL process (Kang et al., 2004; Nguyen and Smeulders, 2004; Hu et al., 2010; Zhu et al., 2008, 2010; Munro, 2020). Here, a similar approach is adopted; however, a comparison of various clustering algorithms—i.e., *k-Means* (Steinhaus, 1956; Lloyd, 1982), *DBSCAN* (Ester et al., 1996), and *Agglomerative Hierarchical Clustering* (Voorhees, 1986; El-Hamdouchi, 1989)—together with the selection of input encodings introduced above is also included, which in this form has not been investigated before.

(ii) **Random Sampling:** At the query selection step of each AL episode, new samples are chosen at random from the unlabelled pool of data. This baseline method has been found to work surprisingly well (Cawley, 2011; Yang and Loog, 2016), and all other sampling strategies are measured against it.

(iii) **Uncertainty Sampling:** It is the most basic, well-studied, and also often exceptionally successful sampling strategy (Yang and Loog, 2016). In each loop, new unlabelled samples are chosen on the basis of one of the following uncertainty criteria: (a) Least Confidence; (b) Margin Confidence; and (c) Entropy.

(iv) **Cluster Random Sampling:** Using clustering is a mean to include diverse samples from differing regions of the input space, thus, avoiding sampling redundant instances. At each query selection step, the unlabelled data is clustered with one of the aforementioned cluster algorithms, after which, new samples are chosen randomly and equally from each cluster in order to form a new batch for labelling by the oracle.

(v) **Cluster Uncertainty Sampling:** It aims at choosing those samples which come from diverse

regions of the input space and are able to induce confusion to the model. Thus, in every AL episode, samples are clustered, and subsequently, each cluster is indexed according to one of the three uncertainty criteria introduced above; the most uncertain instances are sampled equally from each cluster to compose the new batch of unlabelled data.

(vi) **Cluster Representative Sampling:** It chooses instances which lie in or near the centre of each cluster, and thus *represent* each cluster region best—*nota bene*, there are varying definitions of *representativeness*, e.g., (Munro, 2020) measures the unlabelled data against the already labelled. The method introduced here uses the clusters calculated at the query selection step, determines the core regions of each cluster, and samples equally from each core region until the new batch of unlabelled instances is complete.

(vii) **Cluster Diversity Sampling:** This strategy, inversely, chooses not from the centre but the fringes of each cluster. Its aim is to examine if those samples that are difficult to group and classify by a clustering algorithm, e.g., noise points in the case of DBSCAN, are able to add meaning to an informative batch of new samples.

(viii) **ATLAS:** A complex method which specifically addresses AL in combination with Deep Learning is *Active Transfer Learning* (ATL) (Munro, 2020). Its gist is to *transfer* the output of the main classification model, i.e., the learner, to train a second model on the objective of predicting correctly versus incorrectly classified instances. Then, the second binary classification model is applied on the unlabelled data in order to predict which samples are most likely classified incorrectly. Those samples are eventually selected for the next AL episode by means of some standard uncertainty criterion. In summary, this is an elaborate, alternative approach to Uncertainty Sampling which combines the predictions of two Deep Learning models for the query selection step. *Active Transfer Learning for Adaptive Sampling* (ATLAS) (Munro, 2020) is a further advancement: A single sampling criterion—such as Uncertainty by means of ATL—might lead to a selection of instances which are too similar. ATLAS addresses this issue so that it *adaptively* samples *diverse* instances within one query selection step. The basic setup is as follows: 1) The learner is trained on a subset of the available data; 2) the trained model is used for an evaluation on a validation data set; 3) the

results of the learner are transferred as it is captured which validation instances were classified correctly and incorrectly; 4) the newly classified validation data becomes the new training set for a second binary classification model with the objective to predict correct and incorrect labels; 5) the newly trained second binary model is used to classify the remaining unlabelled data; 6) a fraction of the targeted total set for an AL batch is selected—e.g., if the total size of the batch of samples from the query selection step is 100, ATLAS only chooses 10 (both parameters, i.e., the total batch size and the ATLAS fraction have to be set manually). Next, ATLAS follows a simple assumption: Those instances which are chosen in the query selection will be labelled by the oracle and thus become part of the training set, the main model is re-trained on this data, and thus, those newly added instances presumably would be labelled correct. Hence, 7) the labels of the 10 samples that have been chosen based on the binary classification as incorrect are set to correct and added for the time being to the training set for the binary classification model, i.e., the validation set of the main model; 8) still within the overarching query selection step, the binary model is re-trained on the validation set that has been increased with the 10 samples from ATLAS step (6), i.e., ideally, the binary classification model now has learned more; 9) the re-trained binary model is used to predict another 10 incorrect samples from the unlabelled data. The steps 6) to 9) are repeated until the targeted batch size, i.e., in this example, 100, is reached. Then, 10) the total set of queried instances is passed on to the oracle, which labels the data, and the next AL episode starts. The main idea here is, that through the incremental re-training of the binary classification model within one AL loop, samples are selected that are dissimilar to each other and thus convey the diversity criterion on top of uncertainty. The original proposal of ATLAS (Munro, 2020) suggests, in the query selection step, to choose the incorrectly labelled instances by means of a standard uncertainty criterion, i.e., Least or Margin Confidence, or Entropy. However, in the following experiments, at each ATLAS step (6), the samples are selected randomly from the incorrectly labelled data, as it is assumed that a further induction of diversity can be achieved through this; therefore, this implementation of ATLAS represents a slight deviation.³

³Cf. the Appendix for the ATLAS algorithm.

To the best of our knowledge, this study thus is the first of its kind, as former research did touch on AL with sequence labelling, however, either the comparison of the model architectures is lacking, cf. e.g., (Settles and Craven, 2008; Deng et al., 2018; Wang et al., 2018; Munro, 2020; Liu et al., 2020), or the testing of differing sampling strategies is limited (Erdmann et al., 2019).

4.3 Metrics

In order to evaluate the performance of the sequence labelling models on detecting and identifying argumentative statements on the token level, the same metric is adopted as in the original AURC paper, i.e., the *Macro F₁* measure averaged across sequences.

In order to evaluate the performance of each sampling strategy, it is observed how many training samples are needed to reach the following thresholds: 90%, 95%, 99%, and 100% of the *Macro F₁* baseline results obtained through the training with the full training set (in-domain: 4,200, cross-domain: 4,000 samples). The fewer training instances required to reach these thresholds, the better the AL strategy.

All experiments are conducted in- and cross-domain on the AURC data, using the original dataset splits, with this hyperparameter setting: (i) The experiments run over 10 different random seeds for non-deterministic methods (Reimers and Gurevych, 2017); (ii) the mean of all 10 runs is reported; (iii) *mini-batch training* (Masters and Luschi, 2018) is used for the Deep Learning architectures, with the batch size set to 64; (iv) the maximum number of training epochs for the neural network models is set to 100; the training epochs of the binary model within ATLAS are set to 10; (v) *early stopping* (Caruana et al., 2000) is used for the neural models, observing the system’s main metric, i.e., the *Macro F₁*, with a minimum number of training epochs of 10, and the patience before early stopping breaks the training loop is also set to 10 epochs.

5 Results & Discussion

Through a series of experiments the following findings could be established:

(i) Five variants for encoding the input on the word level were compared for each model architecture (cf. above), showing—unsurprisingly—that the contextualised word embeddings derived

| model | | | dev | test |
|-------|---|------------------------------|------|------|
| in | 3 | BiLSTM-CNN-CRF _{AL} | .677 | .647 |
| | 4 | BiLSTM-CRF _{AL} | .676 | .656 |
| | 5 | LinCRF _{AL} | .662 | .615 |
| cross | 6 | BiLSTM-CNN-CRF _{AL} | .538 | .525 |
| | 7 | BiLSTM-CRF _{AL} | .523 | .499 |
| | 8 | LinCRF _{AL} | .503 | .428 |

Table 1: Summarised results, token F_1 on AURC dev and test for AL sequence labelling models

from BERT models outperform standard embeddings, such as GloVe.⁴ This comparison led to optimal model/input encoding combinations for both AURC data splits, i.e., the BiLSTM-CNN-CRF with BERT_{LARGE[CTX]}, the BiLSTM-CRF with BERT_{LARGE[CTX]}, and the LinCRF with BERT_{BASE[CTX]}, dubbed BiLSTM-CNN-CRF_{AL}, BiLSTM-CRF_{AL}, and LinCRF_{AL}, respectively (Table 1).

| model | | | Cold-Start | Warm-Start |
|-------|---|------------------------------|------------|---|
| | | | dev | dev |
| in | 3 | BiLSTM-CNN-CRF _{AL} | .483 | .491 (DBSCAN & Word2vec) |
| | 4 | BiLSTM-CRF _{AL} | .450 | .489 (KM & Word2vec) |
| | 5 | LinCRF _{AL} | .358 | .466 (AC & BERT _{LARGE[CLS]}) |
| cross | 6 | BiLSTM-CNN-CRF _{AL} | .390 | .420 (DBSCAN & fastText) |
| | 7 | BiLSTM-CRF _{AL} | .364 | .409 (KM & SBERT _{BASE[M-NLI]}) |
| | 8 | LinCRF _{AL} | .295 | .397 (KM & fastText) |

Table 2: Token F_1 for cold-start sampling batch ($n = 64$) with Random Sampling and best warm-start sampling batch with Cluster Random Sampling

(ii) The Cold- vs. Warm-Start experiments in this paper, proved that through a preliminary clustering step, the performance of the learner at the start can be increased considerably. In particular, it was shown that through representing the unlabelled instances by means of sentence embeddings, and applying an optimised clustering algorithm to these representations, Random Sampling for the starting batch was virtually always outmatched. Furthermore, there is not one encoding/algorithm combination which bests all other combinations, and the choice of the input encoding and the clustering algorithm is dependent on the model used as the learner as well as on the data split. All in all, it was demonstrated that such a warm-start approach is a valuable addition to the AL procedure.

(iii) The performance of each and every strategy thus was evaluated for each sequence labelling model and AURC dataset split.⁵ Individually for

⁴Cf. Table 6 in the Appendix.

⁵Cf. the Appendix for plots of the most successful strategies for each model.

each model, measured against the 100% threshold, various strategies achieved the optimal model performance with the fewest samples, suggesting that the model architecture is a decisive factor for the choice of the sampling strategy (Table 3). However, globally, i.e., measured at each threshold, in-domain, ATLAS outperforms the other policies at almost each and every threshold; cross-domain, in turn, the picture is more diverse, with ATLAS, again, as the strategy of choice for the most complex AL sequence labelling model, BiLSTM-CNN-CRF_{AL}, and various strategies that which include clustering as the component for the other two models (Table 5).

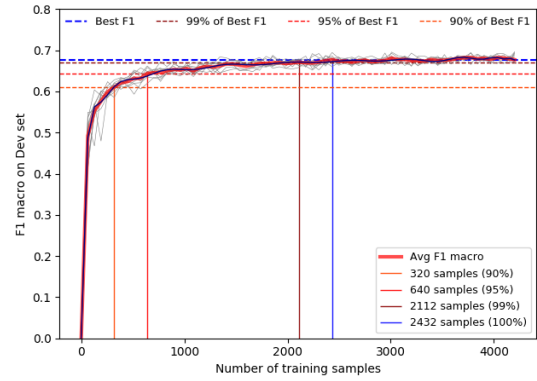


Figure 2: ATLAS with BiLSTM-CNN-CRF_{AL} (dev, in-domain)

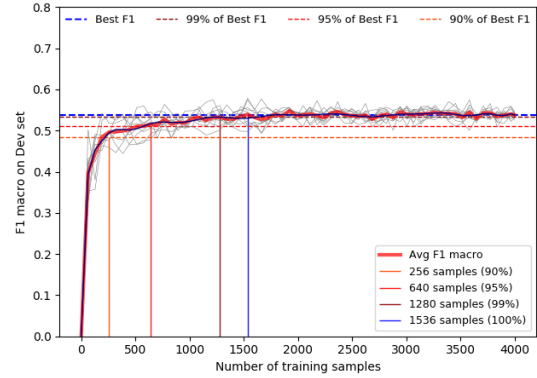


Figure 3: ATLAS with BiLSTM-CNN-CRF_{AL} (dev, cross-domain)

(iv) Reducing the amount of training samples is arguably an essential aspect of AL. However, AL aims at making the training and annotation process for a machine learning model comprehensively more efficient. The reduction of the time required for the training of the learner can be another valuable component for such a system, especially, if the learner comes from the field of Deep Learning,

| model & strategy | | | 90% | 95% | 99% | 100% |
|------------------|---|--|------|------|------|------|
| | | | dev | dev | dev | dev |
| in | 3 | BiLSTM-CNN-CRF _{AL} & ATLAS | 320 | 640 | 2112 | 2432 |
| | 4 | BiLSTM-CRF _{AL} & Uncertainty – Least Conf. | 1024 | 1920 | 2880 | 3392 |
| | 5 | LinCRF _{AL} & Uncertainty – Least Conf. | 1408 | 1984 | 2752 | 3328 |
| cross | 6 | BiLSTM-CNN-CRF _{AL} & ATLAS | 256 | 640 | 1280 | 1536 |
| | 7 | BiLSTM-CRF _{AL} & Cluster Uncertainty – Entropy | 320 | 512 | 832 | 1088 |
| | 8 | LinCRF _{AL} & Cluster Representative | 384 | 768 | 1536 | 1600 |

Table 3: Sampling thresholds (dev, n samples) for AL sequence labelling models with best respective sampling strategy

where training times typically are longer than in simpler machine learning architectures. Accordingly, this paper also examined the efficiency of the three AL sequence labelling models—all of which are Deep Learning architectures—in terms of training times. Surprisingly, the most lightweight model, i.e., the LinCRF_{AL}, which was included in the experiments in particular for this comparison, all in all, did not fare well. After the BiLSTM-CNN-CRF_{AL}, which, due to its complexity, needs the most training time, the LinCRF_{AL} occupies a mediocre second place. The trade-off in accuracy that has to be taken into account with that model further disqualifies the architecture. The most surprising observation is, though, that the second best model, i.e., the BiLSTM-CRF_{AL}, is considerably faster than any of the two other models, making it a strong recommendation as a reasonable compromise with an almost negligible performance drop-off in-domain compared to the BiLSTM-CNN-CRF_{AL} and only slightly worse performance cross-domain. However, if the overall objective is to achieve the maximum in terms of accuracy with the AL system, the combination of the BiLSTM-CNN-CRF_{AL} with ATLAS still has the advantage, in particular, taking into consideration that ATLAS manages to arrive at a near optimal performance earlier than the BiLSTM-CRF_{AL}.

| model | | | epoch time |
|-------|---|------------------------------|------------|
| in | 3 | BiLSTM-CNN-CRF _{AL} | 20.04 |
| | 4 | BiLSTM-CRF _{AL} | 8.82 |
| | 5 | LinCRF _{AL} | 6.84 |
| cross | 6 | BiLSTM-CNN-CRF _{AL} | 23.46 |
| | 7 | BiLSTM-CRF _{AL} | 9.12 |
| | 8 | LinCRF _{AL} | 10.68 |

Table 4: Average training time per epoch (*sec*) on full AURC dev for AL sequence labelling models

in the query selection for each model/strategy combination and dataset split revealed further characteristics of the respective AL procedures and models.⁶

(a) In-domain, about two thirds of the available unlabelled data are required to reach an optimal performance of the BiLSTM-CRF_{AL} and the LinCRF_{AL} with their respective AL sampling strategies, and the majority of the necessary training instances consists of non-argumentative segments, which suggests that even small portions of argumentative propositions can be enough for these models. The distribution of the polemical topics mostly reflects the token label distribution—this holds true for all model/strategy combinations across both AURC data splits. With respect to the average sentence length of the training instances, longer sentences apparently are more conducive to the training procedure. The BiLSTM-CNN-CRF_{AL} with ATLAS, in turn, needs much less data—i.e., $\approx 18\%$ —, and also the distribution of argumentative and non-argumentative propositions is quite different, implying that the few instances required for the efficient training should be largely argumentative. Furthermore, shorter samples suffice for this approach. (b) Cross-domain, across all three models, comparably, very few annotated samples are necessary to arrive at a near optimal or even optimal performance—i.e., $\approx 2 - 14\%$. For the BiLSTM-CNN-CRF_{AL} model with ATLAS those samples, again, should be mostly argumentative; similarly, the LinCRF_{AL} profits from argumentative propositions in the training set, though, at a smaller rate than the former model. The BiLSTM-CRF_{AL}, in turn, generally needs relatively few argumentative segments. With regard to the average length of the sentences in the respective training sets, for the BiLSTM-CNN-CRF_{AL}, short sentences suffice for an elevated performance, while the other two models benefit from longer sentences, as is the case

(v) Finally, a close look into the samples chosen

⁶Cf. the Appendix for data analysis plots.

| | | 90% | 95% | 99% | 100% |
|-------|---|--|---|--|---|
| model | | best strategy | best strategy | best strategy | best strategy |
| in | 3 | BiLSTM-CNN-CRF _{AL} BiLSTM-CRF _{AL} LinCRF _{AL} | ATLAS (320) ATLAS (384) ATLAS (640) | ATLAS (2112) ATLAS (2816) ATLAS (2752) | ATLAS (2432) Uncertainty – Least Conf. (3392) Uncertainty – Least Conf. (3328) |
| | 4 | | | | |
| | 5 | | | | |
| cross | 6 | BiLSTM-CNN-CRF _{AL} BiLSTM-CRF _{AL} LinCRF _{AL} | ATLAS (640) Cluster Representative (448) Cluster Representative (768) | ATLAS (1280) Cluster Uncertainty – Entropy (832) Cluster Representative (1536) | ATLAS (1536) Cluster Uncertainty – Entropy (1088) Cluster Representative (1600) |
| | 7 | | | | |
| | 8 | | | | |

Table 5: Best sampling strategy (with n samples) for AL sequence labelling models for respective sampling thresholds

in-domain.

In summary, and all things considered, i.e., the best input representation, a warm-start model, a reasonable model/strategy combination which also takes into account the time required for the training, and the characteristics of the instances queried, the following system for AL with sequence labelling is warrantable: (a) The contextualised text representations from BERT_{LARGE} largely outmatched the other word embedding variants; (b) for the warm-start, no clear choice of sentence embedding and clustering algorithm suggests itself; yet, for its simplicity in use and also in the optimisation step, k-Means is recommended; for the sentence representation, various possibilities come into consideration, however, as it constitutes the state-of-the-art in this regard, Sentence Transformer representations have the edge; (c) one AL sampling strategy figures predominantly across both AURC data split, i.e., ATLAS; this uniquely designed query selection strategy also possesses some particularities in terms of the characteristics of its sampled instances—e.g., it favours short but argumentative sentences—and hence is recommended as the robust choice over the other strategies; (d) as described above, AL is all about efficiency; therefore, as it comes with the least amount of computational weight, the BiLSTM-CRF_{AL} model architecture is recommended over the other two models.

6 Future Work

In addition to our findings, we identify the following promising avenues for future work on AL and sequence labelling, viz., (i) a study of the efficacy of the above-introduced system across heterogeneous sequence labelling corpora, (ii) an even more cost-sensitive approach to AL taking into account real-world constraints, such as a *noisy oracle* (Donmez and Carbonell, 2008; Gupta et al., 2019), *budget and time*, together with annotation interfaces, annotator payment, and satisfaction (Culotta and McCallum, 2005; Munro, 2020), and the *stopping*

criterion for an AL process cf. (Laws and Schütze, 2008; Zhang et al., 2018; Wu and Huang, 2019), or (iii) agnostic Meta AL approaches in the context of Deep Learning, in particular, by means of Transformer architectures. Furthermore, we will extend this work for aspect-based argument mining (Trautmann, 2020), relational approaches (Trautmann et al., 2020b) and looking into a combination with domain adaptation techniques (März et al., 2019).

7 Conclusion

To date, the composition and annotation of specialised corpora of open and heterogeneous text for Argument Mining remains a costly and time-consuming key challenge. This elaborate case study successfully showed on the basis of the AURC corpus and in the context of sequence labelling how through a comprehensive and practical Active Learning setup this challenge can be designed more efficiently, abridging the annotation process markedly and effectively. This includes a sophisticated warm-start setup at the beginning of an AL scenario, which makes use of state-of-the-art sentence embeddings and clustering algorithms to kick-start the process, an informed and pragmatic choice for the learner, i.e., a BiLSTM-CRF, and a recent query selection strategy which adaptively samples uncertain instances through transfer learning, i.e., ATLAS. This exemplary case study thus serves to alleviate the design of future corpora in the field of Argument Mining.

Acknowledgments

We gratefully acknowledge support by Deutsche Forschungsgemeinschaft (DFG) (SPP-1999 Robust Argumentation Machines (RATIO), SCHU2246/13).

References

- Yamen Ajjour, Wei-Fan Chen, Johannes Kiesel, Henning Wachsmuth, and Benno Stein. 2018. [Unit Segmentation of Argumentative Texts](#). *Proceedings of the 4th Workshop on Argument Mining*, pages 118–128.
- Adnan Akhundov, Dietrich Trautmann, and Georg Groh. 2018. Sequence labeling: A practical approach. *arXiv preprint arXiv:1808.03926*.
- Philip Bachman, Alessandro Sordoni, and Adam Trischler. 2017. [Learning Algorithms for Active Learning](#). *CoRR*, abs/1708.0.
- Piotr Bojanowski, Edouard Grave, Armand Joulin, and Tomas Mikolov. 2016. [Enriching Word Vectors with Subword Information](#). *Transactions of the Association for Computational Linguistics*, 5:135–146.
- T. Caliński and J. Harabasz. 1974. [A Dendrite Method for Cluster Analysis](#). *Communications in Statistics - Simulation and Computation*, 3(1):1–27.
- Rich Caruana, Steve Lawrence, and Lee Giles. 2000. Overfitting in Neural Nets: Backpropagation, Conjugate Gradient, and Early Stopping. In *Proceedings of the 13th International Conference on Neural Information Processing Systems*, NIPS’00, pages 381–387, Cambridge, MA, USA. MIT Press.
- Gavin C Cawley. 2011. [Baseline Methods for Active Learning](#). volume 16 of *Proceedings of Machine Learning Research*, pages 47–57, Sardinia, Italy. JMLR Workshop and Conference Proceedings.
- M Emre Celebi, Hassan A Kingravi, and Patricio A Vela. 2013. [A Comparative Study of Efficient Initialization Methods for the K-Means Clustering Algorithm](#). *Expert Systems with Applications*, 40(1):200–210.
- Aron Culotta and Andrew McCallum. 2005. Reducing Labeling Effort for Structured Prediction Tasks. *Proceedings of the National Conference on Artificial Intelligence*, 2:746–751.
- David L. Davies and Donald W. Bouldin. 1979. [A Cluster Separation Measure](#). *IEEE Transactions on Pattern Analysis and Machine Intelligence*, PAMI-1(2):224–227.
- Yue Deng, Kawai Chen, Yilin Shen, and Hongxia Jin. 2018. [Adversarial Active Learning for Sequences Labeling and Generation](#). In *Proceedings of the Twenty-Seventh International Joint Conference on Artificial Intelligence*, pages 4012–4018, California. International Joint Conferences on Artificial Intelligence Organization.
- Jacob Devlin, Ming-Wei Chang, Kenton Lee, and Kristina Toutanova. 2019. BERT: Pre-training of Deep Bidirectional Transformers for Language Understanding. In *NAACL-HLT*.
- Chris Ding and Xiaofeng He. 2004. [K-Means Clustering via Principal Component Analysis](#). In *Twenty-first international conference on Machine learning - ICML ’04*, ICML ’04, page 29, New York, New York, USA. ACM Press.
- Pinar Donmez and Jaime G. Carbonell. 2008. [Proactive Learning: Cost-Sensitive Active Learning with Multiple Imperfect Oracles](#). In *International Conference on Information and Knowledge Management, Proceedings*, pages 629–638, New York, New York, USA. ACM Press.
- A. El-Hamdouchi. 1989. [Comparison of Hierarchic Agglomerative Clustering Methods for Document Retrieval](#). *The Computer Journal*, 32(3):220–227.
- Alexander Erdmann, David Joseph Wrisley, Benjamin Allen, Christopher Brown, Sophie Cohen-Bodénès, Micha Elsner, Yukun Feng, Brian Joseph, Béatrice Joyeux-Prunel, and Marie-Catherine de Marneffe. 2019. [Practical, Efficient, and Customizable Active Learning for Named Entity Recognition in the Digital Humanities](#). pages 2223–2234.
- Martin Ester, Hans-Peter Kriegel, Jörg Sander, and Xiaowei Xu. 1996. [A Density-Based Algorithm for Discovering Clusters in Large Spatial Databases with Noise](#). In *Proceedings of the 2nd International Conference on Knowledge Discovery and Data Mining, Portland, OR*, pages 226–231. AAAI Press.
- Yarin Gal, Riashat Islam, and Zoubin Ghahramani. 2017. [Deep Bayesian Active Learning with Image Data](#). *34th International Conference on Machine Learning, ICML 2017*, 3:1923–1932.
- Gaurav Gupta, Anit Kumar Sahu, and Wan-Yi Lin. 2019. [Learning in Confusion: Batch Active Learning with Noisy Oracle](#).
- Ivan Habernal and Iryna Gurevych. 2017. Argumentation Mining in User-Generated Web Discourse. *Computational Linguistics*, 43(1):125–179.
- Geoffrey E. Hinton, Nitish Srivastava, Alex Krizhevsky, Ilya Sutskever, and Ruslan R. Salakhutdinov. 2012. [Improving Neural Networks by Preventing Co-Adaptation of Feature Detectors](#). *arXiv preprint arXiv:1207.0580*.
- Steven C. H. Hoi, Rong Jin, Jianke Zhu, and Michael R. Lyu. 2006. [Batch Mode Active Learning and Its Application to Medical Image Classification](#). In *Proceedings of the 23rd international conference on Machine learning - ICML ’06*, volume 148, pages 417–424, New York, New York, USA. ACM Press.
- Wei Ning Hsu and Hsuan Tien Lin. 2015. Active Learning by Learning. *Proceedings of the National Conference on Artificial Intelligence*, 4:2659–2665.
- Rong Hu, Brian Mac Namee, and Sarah Jane Delany. 2010. Off to a Good Start: Using Clustering to Select the Initial Training Set in Active Learning. In *Proceedings of the 23rd International Florida*

- Artificial Intelligence Research Society Conference (FLAIRS 2010), pages 26–31.
- Sheng-Jun Huang, Rong Jin, and Zhi-Hua Zhou. 2014. [Active Learning by Querying Informative and Representative Examples](#). *IEEE Transactions on Pattern Analysis and Machine Intelligence*, 36(10):1936–1949.
- Zhiheng Huang, Wei Xu, and Kai Yu. 2015. [Bidirectional LSTM-CRF Models for Sequence Tagging](#). *CoRR*, abs/1508.0.
- Armand Joulin, Edouard Grave, Piotr Bojanowski, and Tomas Mikolov. 2017. [Bag of Tricks for Efficient Text Classification](#). In *Proceedings of the 15th Conference of the European Chapter of the Association for Computational Linguistics: Volume 2, Short Papers*, pages 427–431, Valencia, Spain. Association for Computational Linguistics.
- Jaeho Kang, Kwang Ryel Ryu, and Hyuk-Chul Kwon. 2004. [Using Cluster-Based Sampling to Select Initial Training Set for Active Learning in Text Classification](#). In *Proceedings of the Pacific-Asia Conference on Advances in Knowledge Discovery and Data Mining (PAKDD)*, pages 384–388.
- Diederik P. Kingma and Jimmy Lei Ba. 2015. Adam: A Method for Stochastic Optimization. In *3rd International Conference on Learning Representations, ICLR 2015 - Conference Track Proceedings*, page 13.
- Ksenia Konyushkova, Raphael Sznitman, and Pascal Fua. 2019. [Discovering General-Purpose Active Learning Strategies](#). *arXiv preprint arXiv:1810.04114*, pages 1–10.
- Tatsuki Kuribayashi, Hiroki Ouchi, Naoya Inoue, Paul Reiser, Toshinori Miyoshi, Jun Suzuki, and Kentaro Inui. 2019. [An Empirical Study of Span Representations in Argumentation Structure Parsing](#). In *Proceedings of the 57th Annual Meeting of the Association for Computational Linguistics*, pages 4691–4698, Florence, Italy. Association for Computational Linguistics.
- Guillaume Lample, Miguel Ballesteros, Sandeep Subramanian, Kazuya Kawakami, and Chris Dyer. 2016. Neural Architectures for Named Entity Recognition. In *NAACL’16*, pages 260–270.
- Florian Laws and Hinrich Schütze. 2008. [Stopping Criteria for Active Learning of Named Entity Recognition](#). In *Proceedings of the 22nd International Conference on Computational Linguistics - COLING ’08*, volume 1, pages 465–472, Morristown, NJ, USA. Association for Computational Linguistics.
- David D. Lewis and Jason Catlett. 1994. [Heterogeneous Uncertainty Sampling for Supervised Learning](#). In *Machine Learning Proceedings 1994*, pages 148–156. Elsevier.
- David D. Lewis and William A. Gale. 1994. [A Sequential Algorithm for Training Text Classifiers](#). *Proceedings of the 17th Annual International ACM SIGIR Conference on Research and Development in Information Retrieval, SIGIR 1994*, pages 3–12.
- Marco Lippi and Paolo Torroni. 2015. [Argument Mining: A Machine Learning Perspective](#). In *Lecture Notes in Computer Science (including subseries Lecture Notes in Artificial Intelligence and Lecture Notes in Bioinformatics)*, volume 9524, pages 163–176.
- Mingyi Liu, Zhiying Tu, Zhongjie Wang, and Xiaofei Xu. 2020. [LTP: A New Active Learning Strategy for Bert-CRF Based Named Entity Recognition](#). *arXiv preprint arXiv:2001.02524*.
- S. Lloyd. 1982. [Least Squares Quantization in PCM](#). *IEEE Transactions on Information Theory*, 28(2):129–137.
- Jinghui Lu, M Henchion, and Brian Mac Namee. 2019. Investigating the Effectiveness of Representations Based on Word-Embeddings in Active Learning for Labelling Text Datasets. *ArXiv*, abs/1910.0.
- Xuezhe Ma and Eduard Hovy. 2016. [End-to-end Sequence Labeling via Bi-directional LSTM-CNNs-CRF](#). *Proceedings of the 54th Annual Meeting of the Association for Computational Linguistics (Volume 1: Long Papers)*, 2:1064–1074.
- Luisa März, Dietrich Trautmann, and Benjamin Roth. 2019. Domain adaptation for part-of-speech tagging of noisy user-generated text. In *Proceedings of the 2019 Conference of the North American Chapter of the Association for Computational Linguistics: Human Language Technologies, Volume 1 (Long and Short Papers)*, pages 3415–3420.
- Dominic Masters and Carlo Luschi. 2018. [Revisiting Small Batch Training for Deep Neural Networks](#). *CoRR*, abs/1804.0.
- Leland McInnes, John Healy, and James Melville. 2018. [UMAP: Uniform Manifold Approximation and Projection for Dimension Reduction](#). page 63.
- Tomas Mikolov, Kai Chen, Greg Corrado, and Jeffrey Dean. 2013a. [Efficient Estimation of Word Representations in Vector Space](#). *1st International Conference on Learning Representations, ICLR 2013 - Workshop Track Proceedings*, pages 1–12.
- Tomas Mikolov, Edouard Grave, Piotr Bojanowski, Christian Puhres, and Armand Joulin. 2017. [Advances in Pre-Training Distributed Word Representations](#). *LREC 2018 - 11th International Conference on Language Resources and Evaluation*, (1):52–55.
- Tomas Mikolov, Ilya Sutskever, Kai Chen, Greg Corrado, and Jeffrey Dean. 2013b. [Distributed Representations of Words and Phrases and their Compositionality](#). *Advances in Neural Information Processing Systems*, pages 1–9.

- Tristan Miller, Maria Sukhareva, and Iryna Gurevych. 2019. [A Streamlined Method for Sourcing Discourse-level Argumentation Annotations from the Crowd](#). In *Proceedings of the 2019 Conference of the North American Chapter of the Association for Computational Linguistics*, pages 1790–1796. Association for Computational Linguistics.
- Marie-Francine Moens. 2013. Argumentation mining: Where are we now, where do we want to be and how do we get there? In *Post-Proceedings of the 4th and 5th Workshops of the Forum for Information Retrieval Evaluation*, pages 1–6.
- Robert Munro. 2020. *Human-in-the-Loop Machine Learning*, version 1 edition. Manning Publications.
- Hieu T. Nguyen and Arnold Smeulders. 2004. [Active Learning Using Pre-Clustering](#). *Proceedings, Twenty-First International Conference on Machine Learning, ICML 2004*, pages 623–630.
- Raquel Mochales Palau and Marie Francine Moens. 2009. [Argumentation Mining: The Detection, Classification and Structure of Arguments in Text](#). *Proceedings of the International Conference on Artificial Intelligence and Law*, pages 98–107.
- Kunkun Pang, Mingzhi Dong, Yang Wu, and Timothy Hospedales. 2018. [Meta-Learning Transferable Active Learning Policies by Deep Reinforcement Learning](#). *arXiv preprint arXiv:1806.04798*, pages 1–8.
- F. Pedregosa, G. Varoquaux, A. Gramfort, V. Michel, B. Thirion, O. Grisel, M. Blondel, P. Prettenhofer, R. Weiss, V. Dubourg, J. Vanderplas, A. Passos, D. Cournapeau, M. Brucher, M. Perrot, and E. Duchesnay. 2011. [Scikit-learn: Machine Learning in Python](#). *Journal of Machine Learning Research*, (12):2825–2830.
- Jeffrey Pennington, Richard Socher, and Christopher Manning. 2014. Glove: Global Vectors for Word Representation. In *EMNLP’14*, pages 1532–1543.
- Sashank J. Reddi, Satyen Kale, and Sanjiv Kumar. 2018. On the Convergence of Adam and Beyond. In *6th International Conference on Learning Representations, ICLR 2018 - Conference Track Proceedings*, page 23.
- Nils Reimers and Iryna Gurevych. 2017. Reporting Score Distributions Makes a Difference: Performance Study of LSTM-Networks for Sequence Tagging. In *EMNLP’17*, pages 338–348.
- Nils Reimers and Iryna Gurevych. 2019. [Sentence-BERT: Sentence Embeddings Using Siamese BERT-Networks](#). In *Proceedings of the 2019 Conference on Empirical Methods in Natural Language Processing and the 9th International Joint Conference on Natural Language Processing (EMNLP-IJCNLP)*, pages 3980–3990, Stroudsburg, PA, USA. Association for Computational Linguistics.
- Peter J. Rousseeuw. 1987. [Silhouettes: A Graphical Aid to the Interpretation and Validation of Cluster Analysis](#). *Journal of Computational and Applied Mathematics*, 20:53–65.
- Nicholas Roy and Andrew McCallum. 2001. Toward Optimal Active Learning Through Sampling Estimation of Error Reduction. *Proceedings of 18th International Conference on Machine Learning, ICML*, pages 441–448.
- T Scheffer, Christian Decomain, and S Wrobel. 2001. Active Hidden Markov Models for Information Extraction. In *Proceedings of the International Conference on Advances in Intelligent Data Analysis (CAIDA)*, pages 309–318.
- Christopher Schröder, Andreas Niekler, and Martin Potthast. 2021. [Uncertainty-based query strategies for active learning with transformers](#). *CoRR*, abs/2107.05687.
- Ozan Sener and Silvio Savarese. 2017. [Active Learning for Convolutional Neural Networks: A Core-Set Approach](#). *6th International Conference on Learning Representations, ICLR 2018 - Conference Track Proceedings*, pages 1–13.
- Burr Settles. 2009. [Active Learning Literature Survey](#). Technical report, University of Wisconsin-Madison Department of Computer Sciences.
- Burr Settles. 2012. [Active Learning](#), volume 18 of *Synthesis Lectures on Artificial Intelligence and Machine Learning*. Morgan & Claypool Publishers.
- Burr Settles and Mark Craven. 2008. [An Analysis of Active Learning Strategies for Sequence Labeling Tasks](#). In *Proceedings of the Conference on Empirical Methods in Natural Language Processing - EMNLP ’08*, pages 1070–1079, Morristown, NJ, USA. Association for Computational Linguistics.
- H. S. Seung, M. Opper, and H. Sompolinsky. 1992. [Query by Committee](#). In *Proceedings of the fifth annual workshop on Computational learning theory - COLT ’92*, pages 287–294, New York, New York, USA. ACM Press.
- Dan Shen, Jie Zhang, Jian Su, Guodong Zhou, and Chew-Lim Tan. 2004. [Multi-Criteria-Based Active Learning for Named Entity Recognition](#). In *Proceedings of the 42nd Annual Meeting on Association for Computational Linguistics, ACL ’04*, pages 589–596, USA. Association for Computational Linguistics.
- Aditya Siddhant and Zachary C. Lipton. 2018. [Deep Bayesian Active Learning for Natural Language Processing: Results of a Large-Scale Empirical Study](#). In *Proceedings of the 2018 Conference on Empirical Methods in Natural Language Processing*, pages 2904–2909, Stroudsburg, PA, USA. Association for Computational Linguistics.

- Nitish Srivastava, Geoffrey Hinton, Alex Krizhevsky, Ilya Sutskever, and Ruslan Salakhutdinov. 2014. Dropout: A Simple Way to Prevent Neural Networks from Overfitting. *Journal of Machine Learning Research*, 15:1929–1958.
- Christian Stab, Tristan Miller, and Iryna Gurevych. 2018. [Cross-Topic Argument Mining from Heterogeneous Sources Using Attention-based Neural Networks](#). *arXiv preprint arXiv:1802.05758*, pages 3664–3674.
- Hugo Steinhaus. 1956. Sur la division del corps matériels en parties. Technical Report 12.
- Dietrich Trautmann. 2020. Aspect-based argument mining. In *Proceedings of the 7th Workshop on Argument Mining*, pages 41–52.
- Dietrich Trautmann, Johannes Daxenberger, Christian Stab, Hinrich Schütze, and Iryna Gurevych. 2020a. [Fine-Grained Argument Unit Recognition and Classification](#). *Proceedings of the AAAI Conference on Artificial Intelligence*, 34(05):9048–9056.
- Dietrich Trautmann, Michael Fromm, Volker Tresp, Thomas Seidl, and Hinrich Schütze. 2020b. Relational and fine-grained argument mining. *Datenbank-Spektrum*, 20(2):99–105.
- Ashish Vaswani, Noam Shazeer, Niki Parmar, Jakob Uszkoreit, Llion Jones, Aidan N Gomez, Łukasz Kaiser, and Illia Polosukhin. 2017. [Attention is All you Need](#). In I Guyon, U V Luxburg, S Bengio, H Wallach, R Fergus, S Vishwanathan, and R Garnett, editors, *Advances in Neural Information Processing Systems 30*, pages 5998–6008. Curran Associates, Inc.
- Ellen Marie Voorhees. 1986. *The Effectiveness and Efficiency of Agglomerative Hierarchic Clustering in Document Retrieval*. Ph.D. thesis, USA.
- Zengmao Wang, Xi Fang, Xinyao Tang, and Chen Wu. 2018. [Multi-Class Active Learning by Integrating Uncertainty and Diversity](#). *IEEE Access*, 6:22794–22803.
- Jieping Wang, Zheng and Ye. 2015. [Querying Discriminative and Representative Samples for Batch Mode Active Learning](#). *ACM Transactions on Knowledge Discovery from Data (TKDD)*, 9(3):1–23.
- Dongrui Wu and Jian Huang. 2019. [Affect Estimation in 3D Space Using Multi-Task Active Learning for Regression](#). *IEEE Transactions on Affective Computing*, pages 1–12.
- Yazhou Yang and Marco Loog. 2016. [A Benchmark and Comparison of Active Learning for Logistic Regression](#). *Pattern Recognition*, 83:401–415.
- Donggeun Yoo and In So Kweon. 2019. [Learning Loss for Active Learning](#). In *Proceedings of the IEEE Conference on Computer Vision and Pattern Recognition*, pages 93–102.
- Yexun Zhang, Wenbin Cai, Wenquan Wang, and Ya Zhang. 2018. [Stopping Criterion for Active Learning with Model Stability](#). *ACM Transactions on Intelligent Systems and Technology*, 9(2):1–26.
- Fedor Zhdanov. 2019. [Diverse Mini-Batch Active Learning](#). *arXiv preprint arXiv:1901.05954*.
- J Zhu, H Wang, B K Tsou, and M Ma. 2010. [Active Learning With Sampling by Uncertainty and Density for Data Annotations](#). *IEEE Transactions on Audio, Speech, and Language Processing*, 18(6):1323–1331.
- Jingbo Zhu, Huizhen Wang, Tianshun Yao, and Benjamin K. Tsou. 2008. [Active Learning with Sampling by Uncertainty and Density for Word Sense Disambiguation and Text Classification](#). In *Proceedings of the 22nd International Conference on Computational Linguistics (Coling 2008)*, volume 1, pages 1137–1144, Morristown, NJ, USA. Association for Computational Linguistics.

A Appendix

Technical Details

Technically, all of the data preprocessing, the models and experiments are created with Python 3.7. The neural network models are implemented from scratch with *PyTorch*, with the exception of the CRF layer, which is based on the *pytorch-crf* library.⁷ The cluster algorithms, in turn, are based on the implementation of the scikit-learn library (Pedregosa et al., 2011).⁸ whereas the various Active Learning sampling strategies are likewise built in Python from the ground up.

The training of the models and all other experiments run on a single workstation with the following configuration: (i) CPU (Cores/Threads): i7-8700 @ 3.2GHz (6/12); (ii) Ram: 64GB; (iii) GPU: GeForce GTX 1060/6GB. PyTorch allows for efficient training on discrete GPUs, i.e., all the above-mentioned PyTorch models utilise the GPU for training. However, all model architectures were also successfully tested on a standard CPU (i7-4770HQ @ 2.2GHz [4/8]; RAM: 16GB), though, with the exception of the resource-heavy Active Learning experiments.

Models

In the following, an overview of the models’ detailed architecture and parameters is offered.

⁷<https://pytorch-crf.readthedocs.io/en/stable/> (last accessed July 21, 2021)

⁸<https://sklearn-crfsuite.readthedocs.io/en/latest/#> (last accessed July 21, 2021)

(i) *BiLSTM-CNN-CRF*

This model comprises (a) an initial character embedding layer, with the embedding dimension set to 25; (b) a character CNN module, which receives the character embeddings as input, applies a dropout layer (0.3) to it, and further a CNN with the *window size* set to 3 and the number of *filters* to 30, and a max pooling output layer; (c) a word embedding layer; (d) a BiLSTM module, i.e., two bidirectional LSTM layers, with the dimension of each (oneway) hidden LSTM layer set to 200, and a *dropout* rate of 0.5 (Hinton et al., 2012; Srivastava et al., 2014); the concatenation of the outputs of the character CNN module and the word embedding layer—a dropout layer (0.3) is applied to both outputs before—functions as input for the BiLSTM module; and, finally, (e) a CRF layer which receives the output scores from the final linear layer of the BiLSTM module. For training, the loss function is defined by the CRF module, i.e., the *negative log-likelihood* (NLL), whereas *Adam* (Kingma and Ba, 2015; Reddi et al., 2018) is selected as the optimiser for the models’ parameters with a *learning rate* of 0.001.

(ii) *BiLSTM-CRF*

Here, the CNN module is left aside, i.e., no character representation is included; thus, only word embeddings are used to encode the input. Other than that, the architecture is the same as in the BiLSTM module, with an additional CRF layer for decoding, and subsequently, NLL as the loss function for training. The optimiser remains unchanged.

(vi) *LinCRF*

This “lightweight” model is included as an efficient alternative to the more complex architectures. It consists of a (a) word embedding layer, after which (b) a dropout layer (0.3) is applied, and a (c) simple linear layer; a final (d) CRF layer is added again for decoding. For training, again NLL is used as the loss function, whereas Adam is the optimiser with the learning rate set to 0.001.

Sampling Strategies

Further details on the sampling strategies are offered in the following section.

(i) *Cold- vs. Warm-Start*

For the composition of the cold-start sampling batch, instances are chosen randomly from the unlabelled training set. For the warm-start scenario, in turn, three clustering algorithms are utilised, i.e., k-Means (KM), DBSCAN, and Agglomerative Hierarchical Clustering (AC). The following procedure describes the measures taken to this end:

- (a) In order to cluster the unlabelled instances from the training set, each training instance is represented by a *sentence embedding*. Accordingly, from each of the selected input encodings, sentence representations are derived: (1) For standard word embedding representations, i.e., Word2vec, GloVe, and fastText, a simple fixed-length mean vector of all the word vectors in one sequence is computed; (2) for BERT models, the [CLS] vector is used, i.e., BERT_{BASE[CLS]} and BERT_{LARGE[CLS]}; (3) furthermore, the representations created with Sentence Transformer are included as well, i.e., SBERT_{BASE[M-NLI]} and SBERT_{LARGE[M-NLI]}. All in all, the input for the clustering algorithms is represented with seven sentence representations for each data split, i.e., in- and cross-domain.
- (b) High-dimensional representations can lead to poor and slow clustering performances; a dimensionality reduction algorithm, e.g., *Principal Component Analysis* (PCA) is able to alleviate this problem (Ding and He, 2004).⁹ *Uniform Manifold Approximation and Projection* (UMAP) (McInnes et al., 2018) has proven its superior performance over other dimension reduction techniques, and is adopted here as well. Thus, each sentence representation is reduced with UMAP to 2 dimensions before the subsequent processing with the clustering algorithms.
- (c) The three clustering algorithms are kept at their sklearn default settings, except for the following parameters: (1) KM: The *k-Means++* variant is chosen, as

⁹<https://scikit-learn.org/stable/modules/clustering.html> (last accessed July 21, 2021)

it has shown better performance in the initialisation step of the cluster centres (Celebi et al., 2013); the randomisation of the initialisation is fixed, in order to enforce reproducibility; k is optimised (cf. step [d]); (2) DBSCAN: The default value 5 for the *minPts* parameter is retained; ε is optimised; (3) AC: No changes to the default; the distance criterion (*distance threshold*) is optimised.

- (d) The aforementioned hyperparameters are optimised in the following way: (1) Initial experiments with KM and DBSCAN predetermined a reasonable range in the hyperparameter space of k and ε ; for AC, in turn, after initial experiments, a dendrogram was plotted, in order to specify a range of values for the *distance threshold* criterion, cf. Figure 4 for an example; the vertical axis represents the distance or dissimilarity between clusters, whereas the horizontal axis shows the objects and clusters; “great jumps” in the distance axis occurring before the fusion of two branches, can indicate meaningful cluster partitions; here, a common range of distances is chosen from the various dendrogram plots in order to determine the optimal stopping criterion for the hierarchical clustering, i.e., the distance threshold which marks the most meaningful cluster partition; (2) The preliminary step resulted in a range for k from 2 to 16 (stride 1), for ε from 0.1 to 0.51 (stride 0.01), and for the distance threshold from 10 to 151 (stride 5); (3) A combination of three scoring metrics is put into practice in order to evaluate the performance of the clustering algorithms across their respective hyperparameter space, i.e., the *Silhouette Coefficient* (Rousseeuw, 1987), the *Calinski-Harabasz Index* (Caliński and Harabasz, 1974), and the *Davies-Bouldin Index* (Davies and Bouldin, 1979).

(4) Based on the combination of the three metrics, the optimal values for the respective hyperparameters are determined through iterating 20 times over the parameter space of each cluster algorithm for each input encoding; the mean of

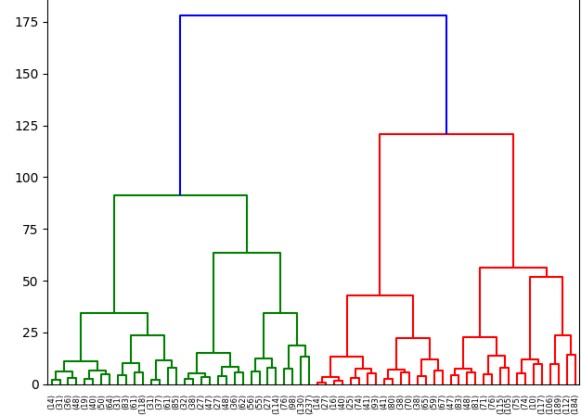


Figure 4: Dendrogram of AC clustering of AURC data (in-domain) with BERT_{LARGE[CLS]}

the three resulting parameter values computed from each scoring metric establishes the final optimal value.

- (e) Once the optimised clustering parameter values for each algorithm and input encoding are established, a warm-start batch of training instances is constructed. To this end, samples are chosen equally from each cluster region at random until the warm-start batch is complete.
- (f) The newly established warm-start batch gets labelled, and is used for training with the sequence labelling models chosen for the Active Learning experiments, and the training process is evaluated with the whole development set. This is repeated for all possible combinations of input encodings and clustering algorithms, determining the optimal combination for a warm-start batch for each classification model.

(ii) Random Sampling

This constitutes the baseline for all of the following Active Learning sampling strategies. At each query selection step, instances are chosen at random from the whole unlabelled dataset until the sampling batch is complete. The optimal warm-start setting is not included; instead a cold-start is assumed, i.e., the first batch is also composed of randomly selected instances.

(iii) Uncertainty Sampling

In order to compute the uncertainty, the out-

put scores of the models chosen for the experiments are used. The scores are normalised with a *softmax* function (Munro, 2020); subsequently, the uncertainty is determined based on the following formulae:

(a) Least Confidence

$$\begin{aligned} x_{LC}^* &= \arg \min_{x_i \in \mathcal{U}} p_\theta(\hat{y} \mid x_i) \\ &= \arg \max_{x_i \in \mathcal{U}} 1 - p_\theta(\hat{y} \mid x_i) \end{aligned} \quad (1)$$

(b) Margin Confidence

$$\begin{aligned} x_{MC}^* &= \arg \min_{x_i \in \mathcal{U}} [p_\theta(\hat{y}_1 \mid x_i) - p_\theta(\hat{y}_2 \mid x_i)] \\ &= \arg \max_{x_i \in \mathcal{U}} [p_\theta(\hat{y}_2 \mid x_i) - p_\theta(\hat{y}_1 \mid x_i)] \end{aligned} \quad (2)$$

(c) Entropy

$$\begin{aligned} x_H^* &= \arg \max_{x_i \in \mathcal{U}} H_\theta(Y \mid x_i) \\ &= \arg \max_{x_i \in \mathcal{U}} - \sum_{y \in \mathcal{Y}} p_\theta(y \mid x_i) \log p_\theta(y \mid x_i) \end{aligned} \quad (3)$$

In order to capture the amount of uncertainty for a whole sequence based on the predictions for each token, the measures of uncertainty for each token prediction, which are computed with one of the three aforementioned criteria, are added together, and normalised through the respective sequence length; exemplified with entropy as the criterion for uncertainty, this amounts to the following, the so-called *token entropy* (TE) (Settles and Craven, 2008):

$$\phi^{TE}(x) = -\frac{1}{T} \sum_{t=1}^T \sum_{y \in \mathcal{Y}} p_\theta(y \mid x_t) \log p_\theta(y \mid x_t) \quad (4)$$

Hence, at each query selection step, the uncertainty is computed for all unlabelled instances. With the query batch size n , the n most uncertain samples are selected for the composition of a new sampling batch.

(iv) *Cluster Random Sampling*

This sampling strategy functions as an extension of the warm-start method: The optimised clustering algorithms from the warm-start setting are retained, and reused at each query selection step in order to sample instances equally from each cluster region at random until the sampling batch is complete.

(v) *Cluster Uncertainty Sampling*

Here, the clustering algorithms from the warm-start experiment are reused also. However, at each query selection step, the cluster regions are further filtered with one of the three uncertainty criteria—the uncertainty within each cluster is computed as in the general Uncertainty Sampling strategy. Hence, from each region, equally, the most uncertain samples are selected until the sampling batch is complete.

(vi) *Cluster Representative Sampling*

Again, the optimised cluster algorithms from the warm-start scenario are used in order to sample representative instances from each cluster region. To this end, at each query selection step the samples lying near or at the centre of each region are chosen equally from each cluster until the batch is complete. If k-Means is given as the optimal cluster algorithm, the central points can be determined easily by means of the sklearn implementation. In order to determine the centre regions of clusters derived from DBSCAN or AC, k-Means clustering is applied subsequently to each cluster ($k = 1$).

(vii) *Cluster Diversity Sampling*

This strategy is the inverse of the aforementioned method. At each query selection, the warm-start clustering algorithms are reused in order to sample outliers from each cluster region equally until the sampling batch is complete. Outlier detection is straightforward based on k-Means clustering; the instances which lie farthest from the centre are selected. Again, if DBSCAN or AC provide the optimal clustering algorithm, k-Means is applied afterwards to each cluster region ($k = 1$).

(viii) *ATLAS*

The integral part at the query selection step with *ATLAS* is the transfer of the results of the main model to a secondary, binary classification model on the sentence level, which is used for the adaptive selection of divers and uncertain samples. Hence, in order to apply the second model, the results of the main model need to be bucketed in correct and incorrect predictions: The number of correct predictions for each sequence are summed up and normalised by the sequence length; if the ratio of correct predictions exceeds 0.5, the sequence is bucketed as correct and vice versa. Thus, the binary model is trained on the newly classified sequences in order to distinguish correct from incorrect instances on the sentence level—for models with a BiLSTM module, the concatenation of the last hidden states from the final LSTM layer (forward and backward) functions as the sentence representation; for the LinCRF model, the sentence embedding representation derived from the original input encoding is used. The binary model, in turn, is a simple linear model consisting of two linear layers, with the hidden dimension size set to 128. For its training, the *binary cross entropy* with a *sigmoid* activation is selected as the loss function (*binary cross entropy with logits loss*), whereas Adam is chosen as the optimiser with a learning rate of 0.001. At each adaptive query selection step, based on the prediction of the trained binary model, 8 instances are drawn from the pool of unlabelled data at random; the adaptive step is repeated until the sampling batch is complete.

| model | | | Word2vec | GloVe | fastText | BERT _{BASE} [CTX] | BERT _{LARGE} [CTX] |
|-------|---|----------------|-------------|-------------|-------------|----------------------------|-----------------------------|
| | | | dev | dev | dev | dev | dev |
| in | 3 | BiLSTM-CNN-CRF | .583 | .617 | .601 | .665 | .677 |
| | 4 | BiLSTM-CRF | .615 | .631 | .626 | .665 | .676 |
| | 5 | LinCRF | .535 | .538 | .536 | .662 | .642 |
| cross | 6 | BiLSTM-CNN-CRF | .448 | .460 | .444 | .527 | .538 |
| | 7 | BiLSTM-CRF | .459 | .459 | .448 | .512 | .523 |
| | 8 | LinCRF | .379 | .388 | .386 | .503 | .482 |

Table 6: Token F_1 on AURC dev. Bold: Best performance per column and split (in-domain, cross-domain). Blue: Best overall performance.

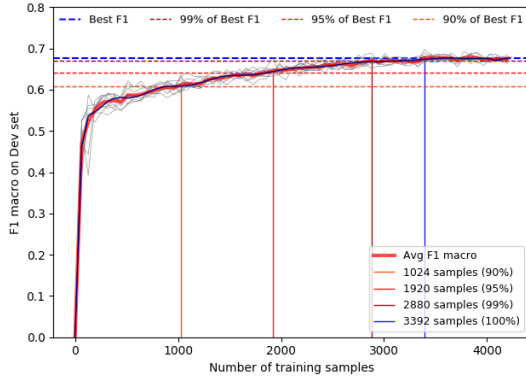


Figure 5: Uncertainty Sampling (Least Confidence) with BiLSTM-CRF_{AL} (dev, in-domain)

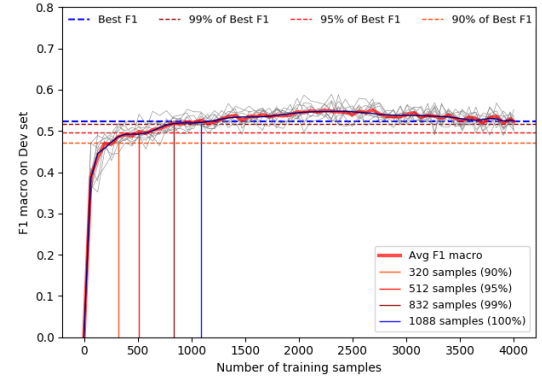


Figure 6: Cluster Uncertainty Sampling (Entropy) with BiLSTM-CRF_{AL} (dev, cross-domain)

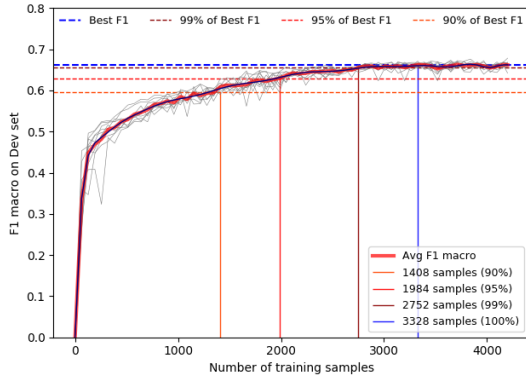


Figure 7: Uncertainty Sampling (Least Confidence) with LinCRF_{AL} (dev, in-domain)

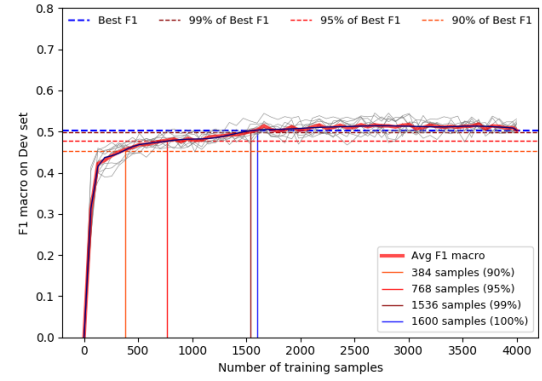


Figure 8: Cluster Representative Sampling with LinCRF_{AL} (dev, cross-domain)

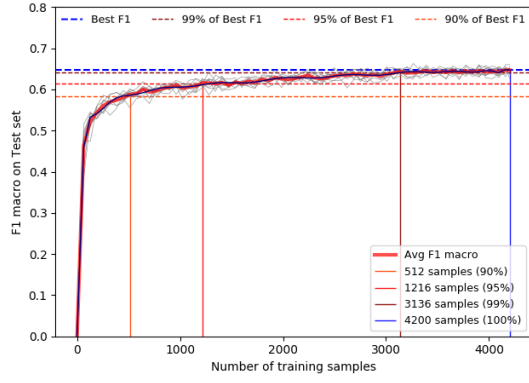


Figure 9: ATLAS with BiLSTM-CNN-CRF_{AL} (test, in-domain)

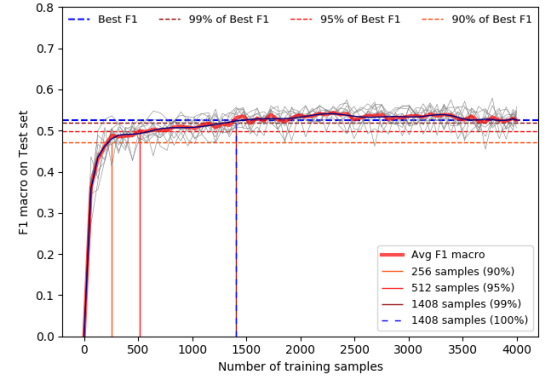


Figure 10: ATLAS with BiLSTM-CNN-CRF_{AL} (test, cross-domain)

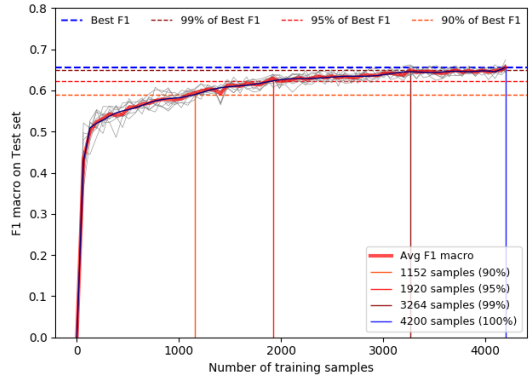


Figure 11: Uncertainty Sampling (Least Confidence) with BiLSTM-CRF_{AL} (test, in-domain)

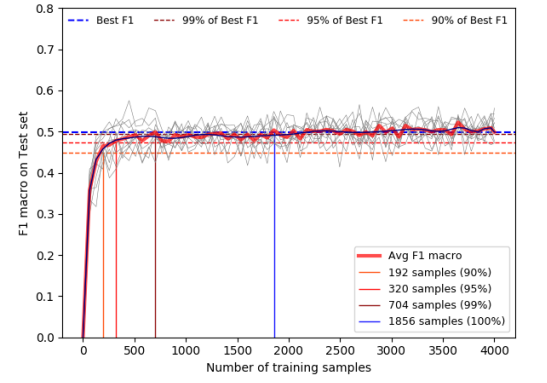


Figure 12: Cluster Uncertainty Sampling (Entropy) with BiLSTM-CRF_{AL} (test, cross-domain)

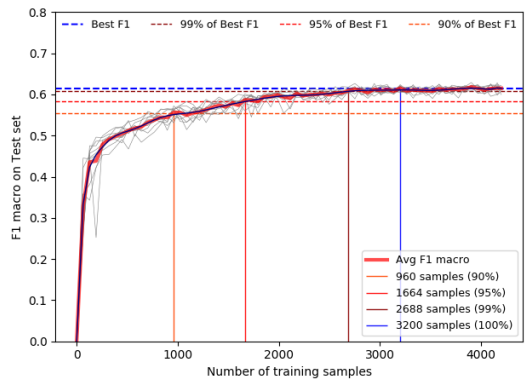


Figure 13: Uncertainty Sampling (Least Confidence) with LinCRF_{AL} (test, in-domain)

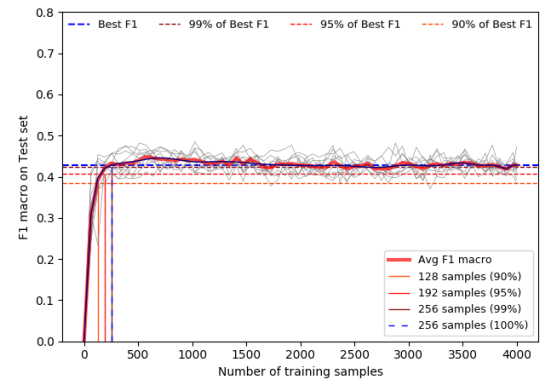


Figure 14: Cluster Representative Sampling with LinCRF_{AL} (test, cross-domain)

Algorithm 1: $\text{ATLAS}(\mathcal{L}, \mathcal{U}, \mathcal{V}, \phi_R(\cdot), B)$

```
1 for  $t = 1, 2, \dots$  do
2   // learn a main model using the current  $\mathcal{L}$ 
3    $\theta_M = \text{train}(\mathcal{L})$ 
4   // evaluate main model using the validation set  $\mathcal{V}$ 
5   foreach  $x_v \in \mathcal{V}$  do
6      $y_v = \text{predict}_{\theta_M}(x_v)$ 
7   // bucket correct and incorrect predictions from  $\mathcal{V}_v$ 
8   foreach  $\langle x_v, y_v \rangle$  do
9     if  $\text{score}_{\theta_M}(y_v) = \text{correct}$  then
10       $\mathcal{V}_{\text{corr}} \cup \langle x_v, y_v \rangle$ 
11    else
12       $\mathcal{V}_{\text{incorr}} \cup \langle x_v, y_v \rangle$ 
13  // ATLAS step = adaptively choose unlabelled samples
14  // using second model until batch is complete
15  for  $b$  to  $B$  do
16    // learn a second binary model
17    // using correct and incorrect predictions from  $\mathcal{V}_v$ 
18     $\theta_S = \text{train}(\mathcal{V}_{\text{corr}} \cup \mathcal{V}_{\text{incorr}})$ 
19    // evaluate second binary model using unlabelled data  $\mathcal{U}$ 
20    foreach  $x_u \in \mathcal{U}$  do
21       $y_u = \text{predict}_{\theta_S}(x_u)$ 
22    // choose randomly  $b$  incorrectly classified samples from  $\mathcal{U}$ 
23     $x_b^* = \phi_R(x_{u_{\text{incorr}}})$ 
24    // set binary label from incorrect to correct
25    // and add instance to validation set for re-training of binary model
26    foreach  $\langle x_b^*, y_b^* \rangle$  do
27       $y_b^* = \text{correct}$ 
28       $\mathcal{V}_{\text{corr}} = \mathcal{V}_{\text{corr}} \cup \langle x_b^*, y_b^* \rangle$ 
29    // move the labelled queries from  $\mathcal{U}$  to  $\mathcal{L}$ 
30     $\mathcal{L} = \mathcal{L} \cup \langle x_b^*, \text{label}(x_b^*) \rangle$ 
31     $\mathcal{U} = \mathcal{U} - x_b^*$ 
32 end
```

Data Analysis – In-Domain

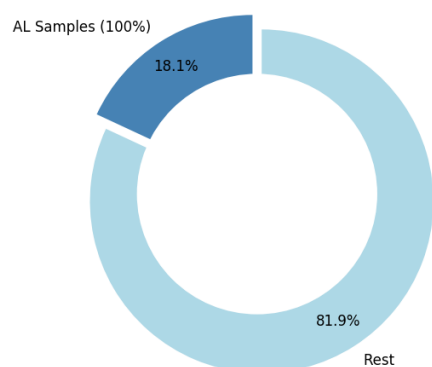


Figure 15: Distribution of AL samples and unlabelled data (in-domain) at 100% threshold for BiLSTM-CNN-CRF_{AL} with ATLAS

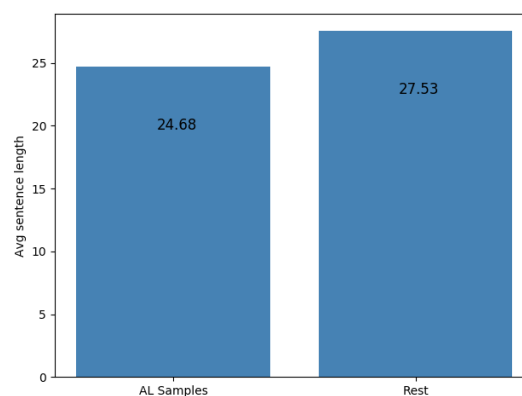


Figure 16: Average sentence length of AL samples and unlabelled data (in-domain) at 100% threshold for BiLSTM-CNN-CRF_{AL} with ATLAS

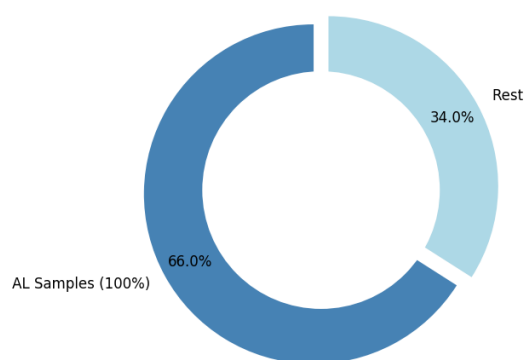


Figure 17: Distribution of AL samples and unlabelled data (in-domain) at 100% threshold for BiLSTM-CRF_{AL} with Uncertainty Sampling (Least Confidence)

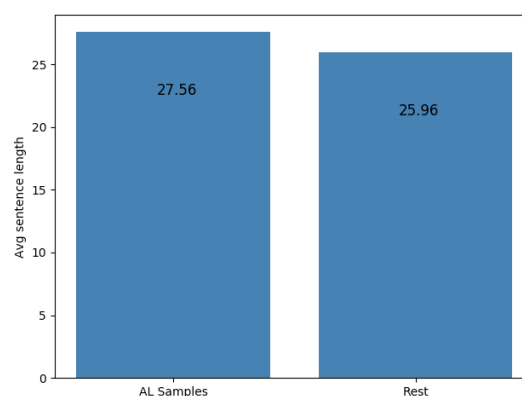


Figure 18: Average sentence length of AL samples and unlabelled data (in-domain) at 100% threshold for BiLSTM-CRF_{AL} with Uncertainty Sampling (Least Confidence)

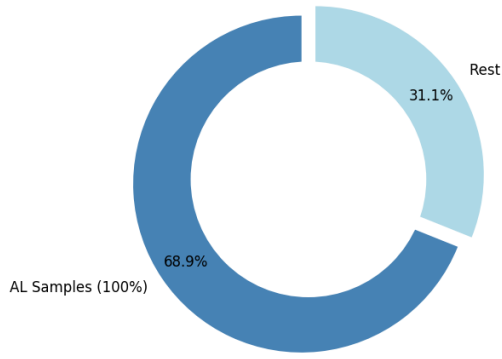


Figure 19: Distribution of AL samples and unlabelled data (in-domain) at 100% threshold for LinCRF_{AL} with Uncertainty Sampling (Least Confidence)

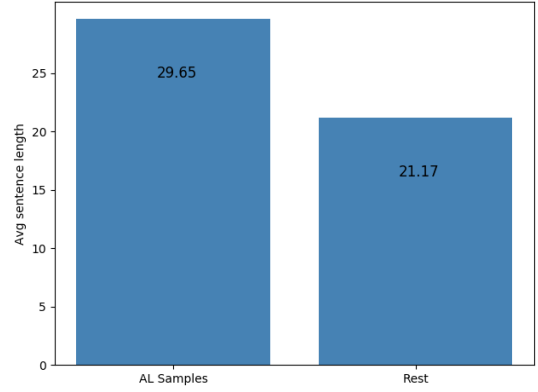


Figure 20: Average sentence length of AL samples and unlabelled data (in-domain) at 100% threshold for LinCRF_{AL} with Uncertainty Sampling (Least Confidence)

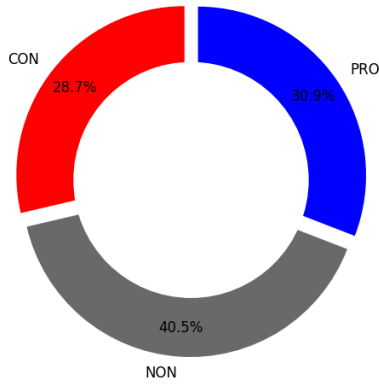


Figure 21: Distribution of labels at token level for AL samples (in-domain) at 100% threshold for BiLSTM-CNN-CRF_{AL} with ATLAS

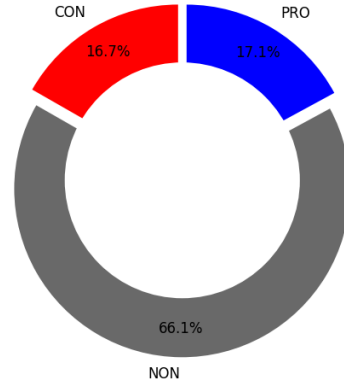


Figure 22: Distribution of labels at token level for unlabelled data (in-domain) at 100% threshold for BiLSTM-CNN-CRF_{AL} with ATLAS

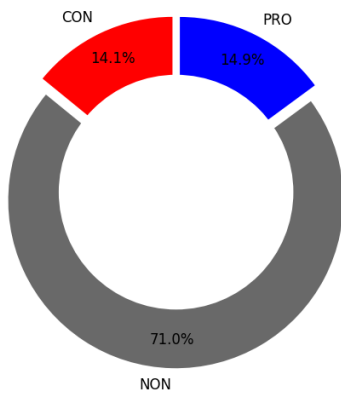


Figure 23: Distribution of labels at token level for AL samples (in-domain) at 100% threshold for BiLSTM-CRF_{AL} with Uncertainty Sampling (Least Confidence)

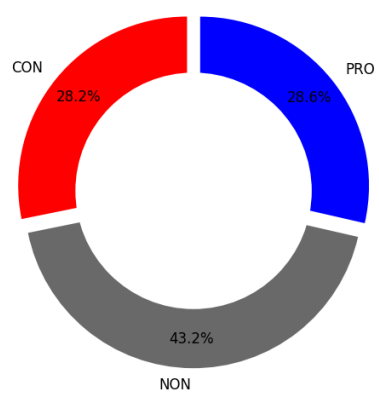


Figure 24: Distribution of labels at token level for unlabelled data (in-domain) at 100% threshold for BiLSTM-CRF_{AL} with Uncertainty Sampling (Least Confidence)

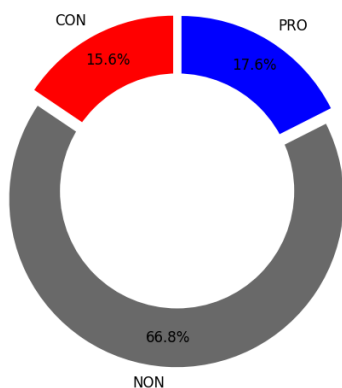


Figure 25: Distribution of labels at token level for AL samples (in-domain) at 100% threshold for LinCRF_{AL} with Uncertainty Sampling (Least Confidence)

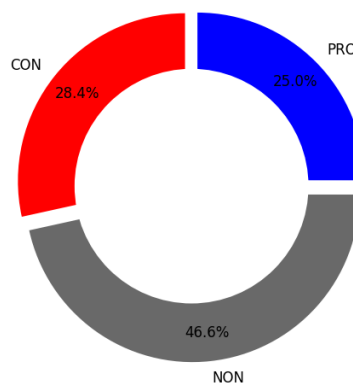


Figure 26: Distribution of labels at token level for unlabelled data (in-domain) at 100% threshold for LinCRF_{AL} with Uncertainty Sampling (Least Confidence)

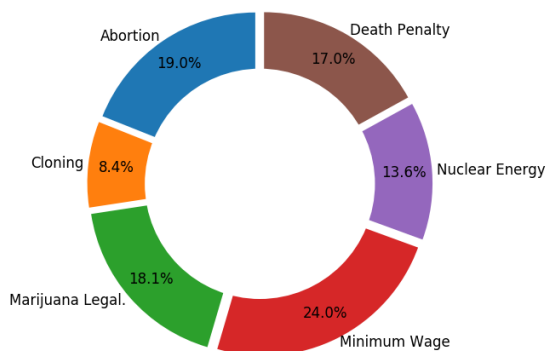


Figure 27: Distribution of topics for AL samples (in-domain) at 100% threshold for BiLSTM-CNN-CRF_{AL} with ATLAS

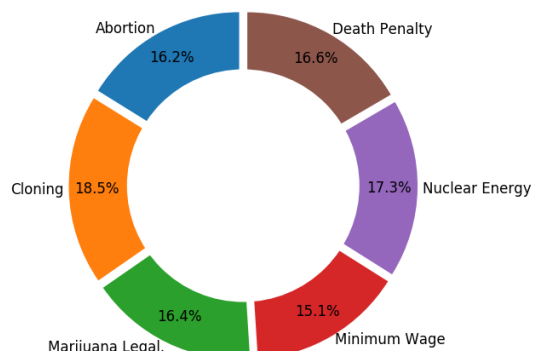


Figure 28: Distribution of topics for unlabelled data (in-domain) at 100% threshold for BiLSTM-CNN-CRF_{AL} with ATLAS

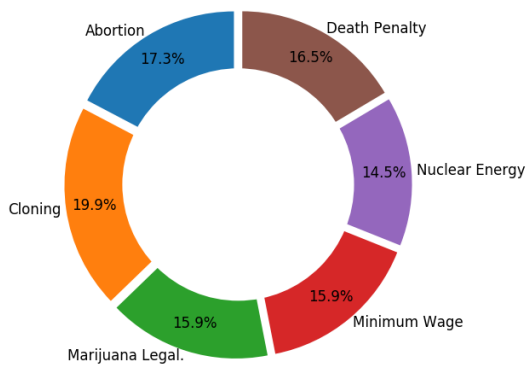


Figure 29: Distribution of topics for AL samples (in-domain) at 100% threshold for BiLSTM-CRF_{AL} with Uncertainty Sampling (Least Confidence)

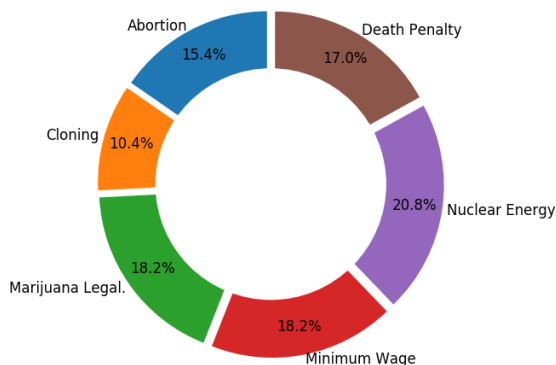


Figure 30: Distribution of topics for unlabelled data (in-domain) at 100% threshold for BiLSTM-CRF_{AL} with Uncertainty Sampling (Least Confidence)

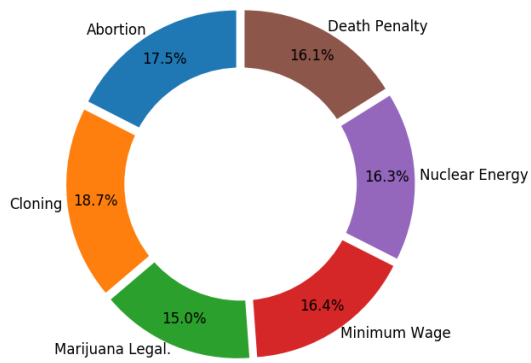


Figure 31: Distribution of topics for AL samples (in-domain) at 100% threshold for LinCRF_{AL} with Uncertainty Sampling (Least Confidence)

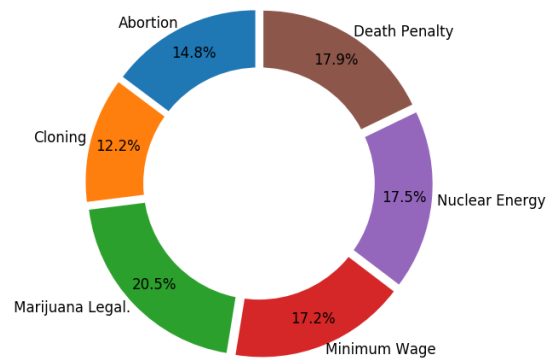


Figure 32: Distribution of topics for unlabelled data (in-domain) at 100% threshold for LinCRF_{AL} with Uncertainty Sampling (Least Confidence)

Data Analysis – Cross-Domain

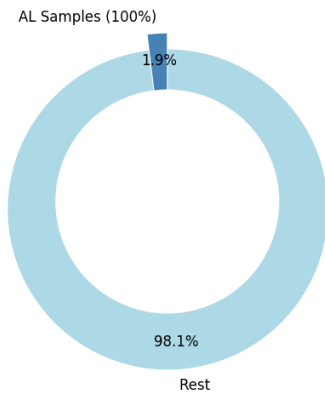


Figure 33: Distribution of AL samples and unlabelled data (cross-domain) at 100% threshold for BiLSTM-CNN-CRF_{AL} with ATLAS

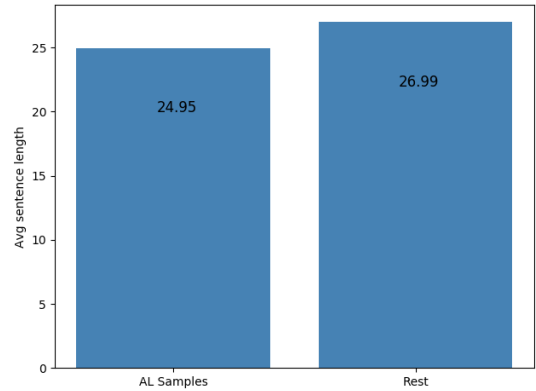


Figure 34: Average sentence length of AL samples and unlabelled data (cross-domain) at 100% threshold for BiLSTM-CNN-CRF_{AL} with ATLAS

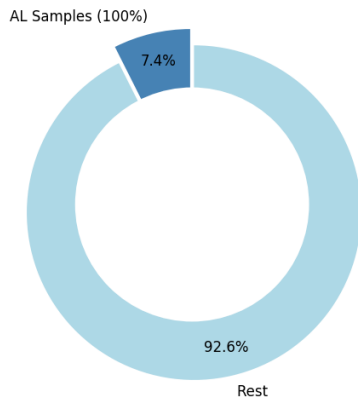


Figure 35: Distribution of AL samples and unlabelled data (cross-domain) at 100% threshold for BiLSTM-CRF_{AL} with Cluster Uncertainty Sampling (Entropy)

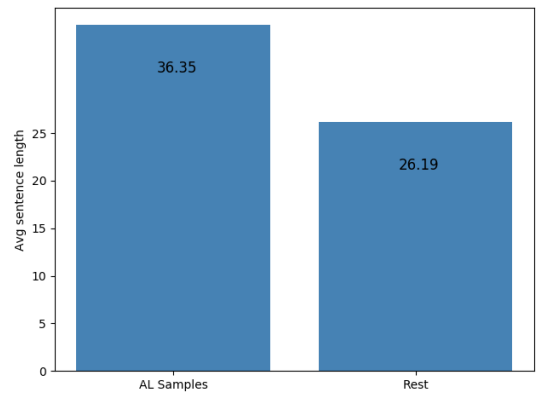


Figure 36: Average sentence length of AL samples and unlabelled data (cross-domain) at 100% threshold for BiLSTM-CRF_{AL} with Cluster Uncertainty Sampling (Entropy)

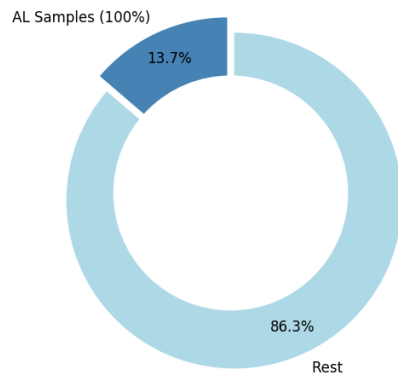


Figure 37: Distribution of AL samples and unlabelled data (cross-domain) at 100% threshold for LinCRF_{AL} with Cluster Representative Sampling

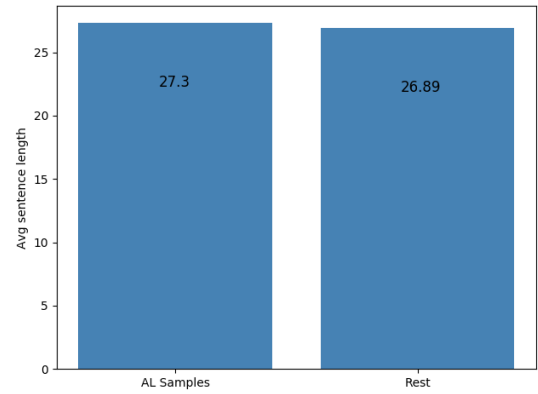


Figure 38: Average sentence length of AL samples and unlabelled data (cross-domain) at 100% threshold for LinCRF_{AL} with Cluster Representative Sampling

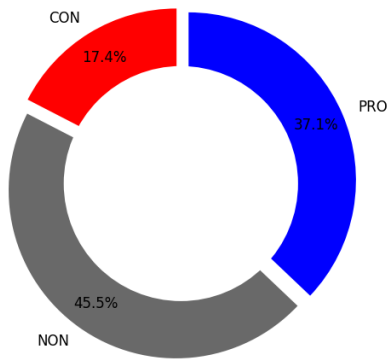


Figure 39: Distribution of labels at token level for AL samples (cross-domain) at 100% threshold for BiLSTM-CNN-CRF_{AL} with ATLAS

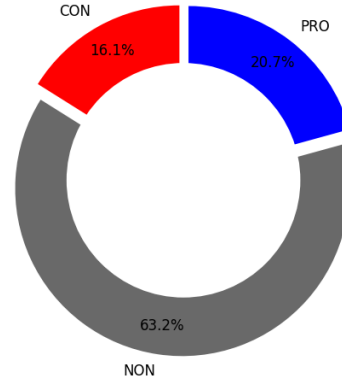


Figure 40: Distribution of labels at token level for unlabelled data (cross-domain) at 100% threshold for BiLSTM-CNN-CRF_{AL} with ATLAS

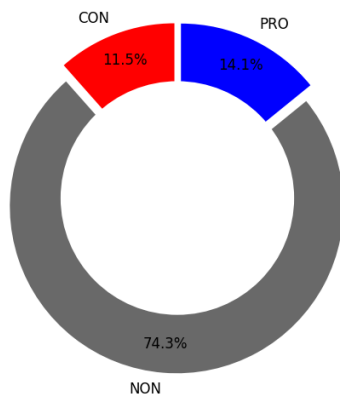


Figure 41: Distribution of labels at token level for AL samples (cross-domain) at 100% threshold for BiLSTM-CRF_{AL} with Cluster Uncertainty Sampling (Entropy)

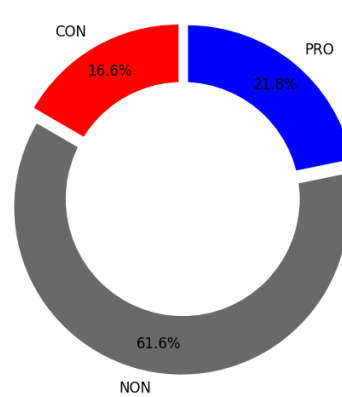


Figure 42: Distribution of labels at token level for unlabelled data (cross-domain) at 100% threshold for BiLSTM-CRF_{AL} with Cluster Uncertainty Sampling (Entropy)

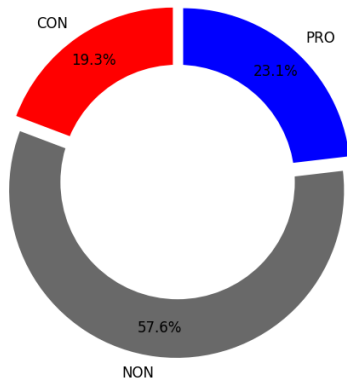


Figure 43: Distribution of labels at token level for AL samples (cross-domain) at 100% threshold for LinCRF_{AL} with Cluster Representative Sampling

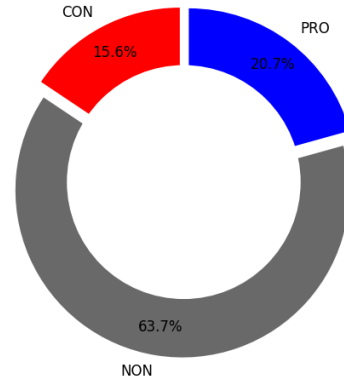


Figure 44: Distribution of labels at token level for unlabelled data (cross-domain) at 100% threshold for LinCRF_{AL} with Cluster Representative Sampling

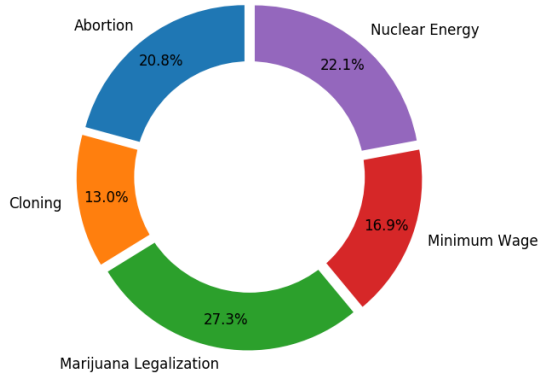


Figure 45: Distribution of topics for AL samples (cross-domain) at 100% threshold for BiLSTM-CNN-CRF_{AL} with ATLAS

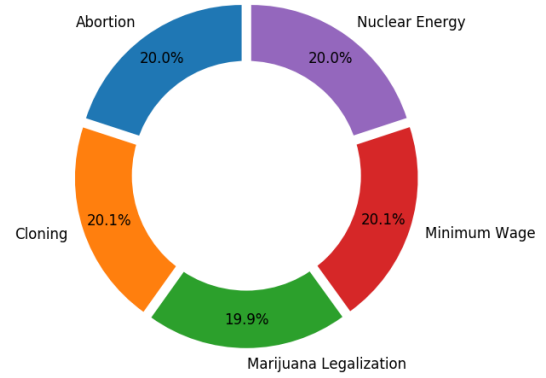


Figure 46: Distribution of topics for unlabelled data (cross-domain) at 100% threshold for BiLSTM-CNN-CRF_{AL} with ATLAS

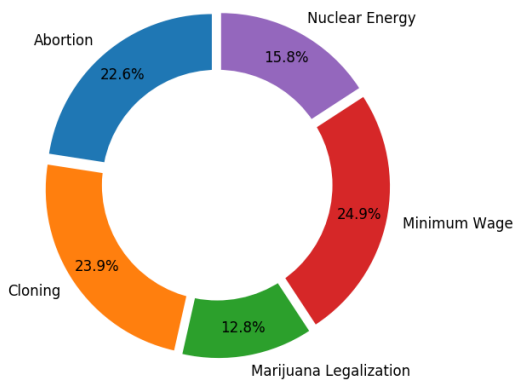


Figure 47: Distribution of topics for AL samples (cross-domain) at 100% threshold for BiLSTM-CRF_{AL} with Cluster Uncertainty Sampling (Entropy)

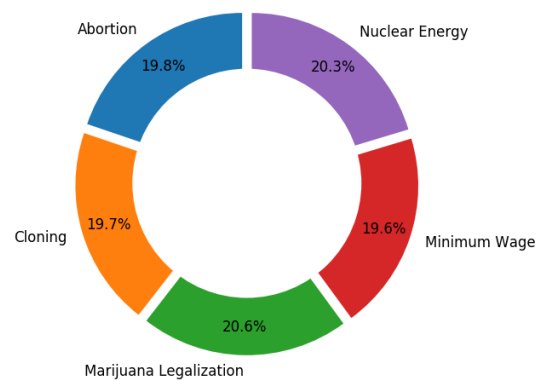


Figure 48: Distribution of topics for unlabelled data (cross-domain) at 100% threshold for BiLSTM-CRF_{AL} with Cluster Uncertainty Sampling (Entropy)

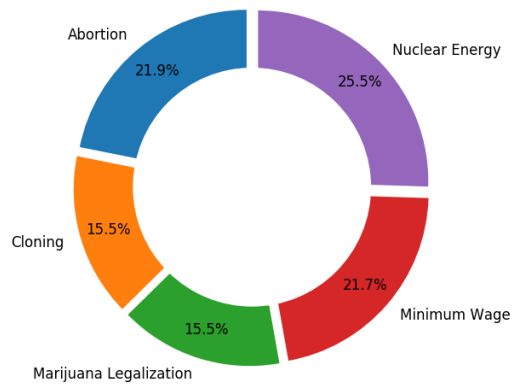


Figure 49: Distribution of topics for AL samples (cross-domain) at 100% threshold for $\text{LinCRF}_{\text{AL}}$ with Cluster Representative Sampling

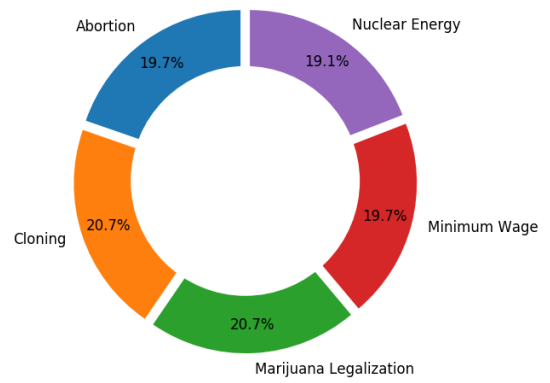


Figure 50: Distribution of topics for unlabelled data (cross-domain) at 100% threshold for $\text{LinCRF}_{\text{AL}}$ with Cluster Representative Sampling