

Template-free Prompt Tuning for Few-shot NER

Ruotian Ma^{1*}, Xin Zhou^{1*}, Tao Gui^{2†}, Yiding Tan¹, Qi Zhang^{1†}, Xuanjing Huang¹

¹School of Computer Science, Fudan University, Shanghai, China

²Institute of Modern Languages and Linguistics, Fudan University, Shanghai, China
{rtma19, xzhou20, tgui, yidingtan20, qz, xjhuang}@fudan.edu.cn

Abstract

Prompt-based methods have been successfully applied in sentence-level few-shot learning tasks, mostly owing to the sophisticated design of templates and label words. However, when applied to token-level labeling tasks such as NER, it would be time-consuming to enumerate the template queries over all potential entity spans. In this work, we propose a more elegant method to reformulate NER tasks as LM problems without any templates. Specifically, we discard the template construction process while maintaining the word prediction paradigm of pre-training models to predict a class-related pivot word (or label word) at the entity position. Meanwhile, we also explore principled ways to automatically search for appropriate label words that the pre-trained models can easily adapt to. While avoiding complicated template-based process, the proposed LM objective also reduces the gap between different objectives used in pre-training and fine-tuning, thus it can better benefit the few-shot performance. Experimental results demonstrate the effectiveness of the proposed method over bert-tagger and template-based method under few-shot setting. Moreover, the decoding speed of the proposed method is up to 1930.12 times faster than the template-based method.

Introduction

Pre-trained language models (LMs) have led to large improvements in NLP tasks (Devlin et al. 2019; Liu et al. 2019; Lewis et al. 2020). Popular practice to perform downstream classification tasks is to replace the pretrained model’s output layer with a classifier head and fine-tune it using a task-specific objective function. Recently, a new paradigm, prompt-based learning, has achieved great success on few-shot classification tasks by reformulating classification tasks as cloze questions. Typically, for each input [X], a template is used to convert [X] into an unfilled text (e.g., “[X] It was ___”), allowing the model to fill in the blank with its language modeling ability. For instance, when performing sentiment classification task, the input “I love the milk.” can be converted into “I love the milk. It was ___”. Consequently, the LM may predict a label word “great”, indicating that the input belongs to a positive class.

*These authors contributed equally.

†Corresponding authors.

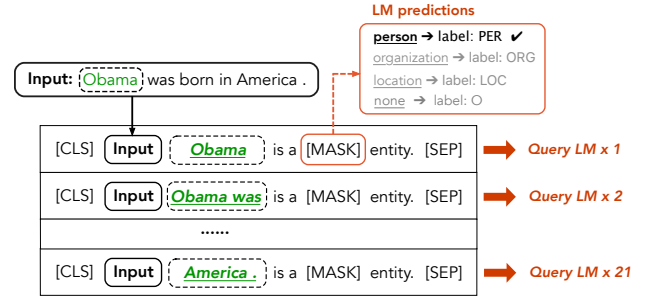


Figure 1: An example of template-based prompt method for NER. Obtaining all entity labels in sentence “Obama was born in America.” requires enumeration over all spans.

Two main factors contribute to the success of prompt-based learning on few-shot classification. First, re-using the masked LM objective helps alleviate the gap between different training objectives used at pre-training and fine-tuning. Therefore, the LMs can faster adapt to downstream tasks even with a few training samples (Schick and Schütze 2021a,b; Brown et al. 2020). Second, the sophisticated template and label word design helps LMs better fit the task-specific answer distributions, which also benefits few-shot performance. As proved in previous works, proper templates designed by manually selecting (Schick and Schütze 2021a,b), gradient-based discrete searching (Shin et al. 2020), LM generating (Gao, Fisch, and Chen 2021) and continuously optimizing (Liu et al. 2021) are able to induce the LMs to predict more appropriate answers needed in corresponding tasks.

However, the template-based prompt methods are intrinsically designed for sentence-level tasks, and they are difficult to adapt to token-level classification tasks such as named entity recognition (NER). First, searching for appropriate templates is harder as the search space grows larger when encountering span-level querying in NER. What’s worse, such searching with only few annotated samples as guidance can easily lead to overfit. Second, obtaining the label of each token requires enumerating all possible spans, which would be time-consuming. As an example in Fig.1, the input “Obama was born in America.” can be converted into “Obama was born in America. [Z] is a __ entity.”, where [Z] is filled by enumerating all the spans in [X] (e.g.,

“Obama”, “Obama was”) for querying. As shown in Fig.1, obtaining all entities in “Obama was born in America .” requires totally 21 times to query the LMs with every span. Moreover, the decoding time of such an approach would grow catastrophically as sentence length increasing, making it impractical to document-level corpus.

In this work, we propose a more elegant way for prompting NER without templates. Specifically, we reformulate NER as a LM task with an Entity-oriented LM (EntLM) objective. Without modifying the output head, the pre-trained LMs are fine-tuned to predict class-related pivot words (or label words) instead of the original words at the entity positions, while still predicting the original word at none-entity positions. Next, similar to template-based methods, we explore principled ways to automatically search for the most appropriate label words. Different approaches are investigated including selecting discrete label words through calculating the word distribution in lexicon-annotated corpus or LM predictions, and obtaining the prototypes as virtual label words. Our approach keeps the merits of prompt-based learning as no new parameters are introduced during fine-tuning. Also, through the EntLM objective, the LM are allowed to perform NER task with only a slight adjustment of the output distribution, thus benefiting few-shot learning. Moreover, well-selected label words accelerate the adaptation of LM distribution towards the desired predictions, which also promotes few-shot performance. It’s also worth noting that the proposed method requires only one-pass decoding to obtain all entity labels in the sentence, which is significantly more efficient compared to the time-consuming enumeration process of template-based methods.

To summarize the contribution of this work:

- We propose a template-free approach to prompt NER under few-shot setting.
- We explore several approaches for label word engineering accompanied with intensive experiments.
- Experimental results verify the effectiveness of the proposed method under few-shot setting. Meanwhile, the decoding speed of the proposed method is 1930.12 times faster than template-based baseline.

Problem Setup

In this work, we focus on few-shot NER task. Different from previous works that assume a rich-resource source domain and available support sets during testing, we follow the few-shot setting of (Gao, Fisch, and Chen 2021), which supposes that only a small number of examples are used for fine-tuning. Such setting makes minimal assumptions about available resources and is more practical. Specifically, when training on a new dataset \mathbf{D} with the label space \mathcal{Y} , we assume only K training examples for each class in the training set, such that the total number of examples is $K_{tot} = K \times |\mathcal{Y}|$. Then, the model is tested with an unseen test set $(X^{test}, Y^{test}) \sim \mathbf{D}_{test}$. Here, for NER task, a training sample refers to a continual entity span $\mathbf{e} = \{x_1, \dots, x_m\}$ that is labeled with a positive

class (e.g., “PERSON”). As for model selection and hyper-parameter tuning, we also follow (Gao, Fisch, and Chen 2021) and assume a development set \mathbf{D}_{dev} of the same size as the few-shot training set, i.e., $|\mathbf{D}_{dev}| = |\mathbf{D}_{train}|$ to ensure a low-resource scenario.

Approach

In this work, we propose a template-free prompt tuning method, Entity-oriented LM (EntLM) fine-tuning, for few-shot NER. We first give a description of the template-based prompt tuning. Then we introduce the EntLM method along with the label word engineering process.

Template-based Prompt Tuning

The standard fine-tuning process for NER is replacing the LM head with a token-level classification head and optimizing the newly-introduced parameters and the pre-trained LM. Different from standard fine-tuning, prompt-based tuning reformulates classification tasks as LM tasks, and fine-tunes LM to predict a label word.

Formally, a prompt consists of a template function $T_{prompt}(\cdot)$ that converts the input x to a prompt input $x_{prompt} = T_{prompt}(x)$, and a set of label words \mathcal{Y} which are connected with the label space through a mapping function $\mathcal{M} : \mathcal{Y} \rightarrow \mathcal{Y}$. The template is a textual string with two unfilled slot: a input slot [X] to fill the input x and an answer slot [Z] that allows LM to fill label words. For instance, for a sentiment classification task, the template can take the form as “[X] It was [Z].”. The input is then mapped to “ x It was [Z].”. Specifically, when using a masked language model (MLM) for prompt-based tuning, [Z] is filled with a mask token [MASK]. By feeding the prompt into the MLM, the probability distribution over the label set \mathcal{Y} is modeled by:

$$P(y|x) = P([MASK] = \mathcal{M}(\mathcal{Y})|x_{prompt}) \\ = \text{Softmax}(\mathbf{W}_{lm} \cdot \mathbf{h}_{[MASK]}) \quad (1)$$

where \mathbf{W}_{lm} are the parameters of the pre-trained LM head. Unlike in standard fine-tuning, no new parameters are introduced in this approach, therefore the model can easier fit the target task with few samples. Also, the LM objective reduce the gap between pre-training and fine-tuning, thus benefiting few-shot training (Gao, Fisch, and Chen 2021).

Problems of Prompt-based NER However, when applied to NER, such prompt-based approach becomes complicated. given an input $X = \{x_1, \dots, x_n\}$, we need to obtain the label sequence $Y = \{y_1, \dots, y_n\}$, $y_i \in \mathcal{Y}$ corresponding to each token of X . Therefore, an additional slot [S] is added in the template to fill a token x_i or a continual span $s_j^i = \{x_i, \dots, x_j\}$ that starts from x_i and ends with x_j . For example, the template can take the form as “[X] [S] is a [Z] entity.”, where the LMs are fine-tuned to predict an entity label word at [Z] (e.g., person) corresponding to an entity label (e.g., PERSON). During decoding, obtaining the labels Y of the whole sentence requires enumeration over all the spans:

$$Y = \{\arg \max_{y \in \mathcal{Y}} P([Z] = \mathcal{M}(\mathcal{Y})|T_{prompt}(X, s_j^i)), \\ s_j^i = \text{Enumerate}(\{x_i, \dots, x_j\}, i, j \in \{1..n\})\}, \quad (2)$$

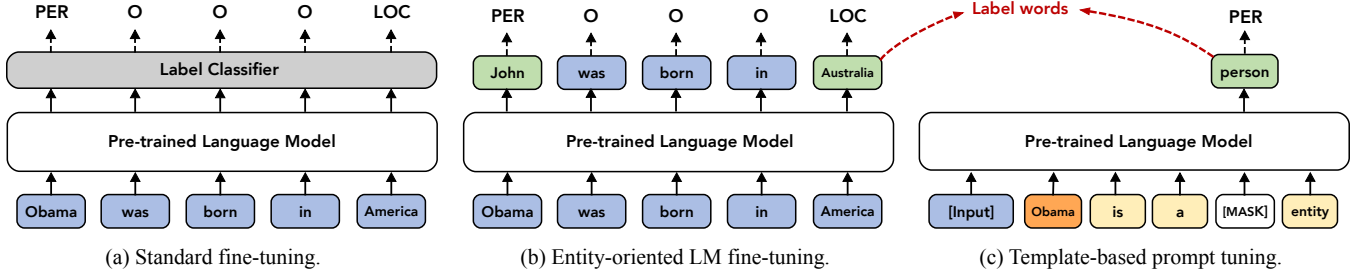


Figure 2: Comparison of different fine-tuning methods. (a) is the standard fine-tuning method, which replace the LM head with a classifier head and perform label classification. (c) is the template-based prompt learning method, which induces the LM to predict label words by constructing a template. (b) is the proposed Entity-oriented LM fine-tuning method, which also re-uses the LM head and leads the LM to predict label words through an Entity-oriented LM objective.

Such a decoding way is time-consuming and the decoding time increasing as the sequence length getting longer. Therefore, although efficient in few-shot setting, template-based prompt tuning is not suitable for NER task.

Entity-Oriented LM Fine-tuning

In this work, we propose a more elegant way to prompt NER without templates, while maintaining the advantages of prompt-tuning. Specifically, we also reformulate NER as a LM task. However, instead of forming templates to re-use the LM objective, we propose a new objective, Entity-oriented LM (EntLM) objective for fine-tuning NER. As shown in Fig. 2 (b), when fed with “Obama was born in America”, the LM is trained to predict a label word “John” at the position of the entity “Obama” as an indication of the label “PER”. While for none-entity word “was”, the LM remains to predict the original word.

Formally, to fine-tune the LM with EntLM objective, we first construct a label word set \mathcal{V}_l which is also connected with the task label set through a mapping function $\mathcal{M} : \mathcal{Y} \rightarrow \mathcal{V}_l$. Next, given the input sentence $X = \{x_1, \dots, x_n\}$ and the corresponding label sequence $Y = \{y_1, \dots, y_n\}$, we construct a target sentence $X^{Ent} = \{x_1, \dots, \mathcal{M}(y_i), \dots, x_n\}$ by replacing the token at the entity position i (here we assume y_i is an entity label) with corresponding label word $\mathcal{M}(y_i)$, and maintaining the original words at none-entity positions. Then, given the original input X , the LM is trained to maximize the probability $P(X^{Ent}|X)$ of the target sentence X^{Ent} :

$$\mathcal{L}_{EntLM} = - \sum_{i=1}^n \log P(x_i = x_i^{Ent}|X) \quad (3)$$

where $P(x_i = x_i^{Ent}|X) = \text{Softmax}(\mathbf{W}_{lm} \cdot \mathbf{h}_i)$. Noted that \mathbf{W}_{lm} are also the parameters of the pre-trained LM head. By re-using the whole pre-trained model, no new parameters are introduced during this fine-tuning process. Meanwhile, the EntLM objective serves as a LM-based objective to reduce the gap between pre-training and fine-tuning. In this way, we avoid the complicated template constructing for NER task, and keep the good few-shot ability of prompt-based method.

During testing, we directly feed the test input X into the model, and the probability of labeling the i^{th} token with

class $y \in \mathcal{Y}$ is modeled by:

$$p(y_i = y|X) = p(x_i = \mathcal{M}(y)|X) \quad (4)$$

Noted that we only need one-pass decoding process to obtain all labels for each sentence, which is intensively more efficient than template-based prompt querying.

Label Word Engineering

Previous template-based studies have verified the significant impact of template engineering on few-shot performance. Similarly, in this work, we explore approaches for automatically selecting proper label words. Since the EntLM object lead all entities that belong to a class to predict the same label word, we believe that the purpose of label word searching is to find a pivot word that can mostly represent the words in each class.

Low-resource Label word selection When selecting label words with only few annotated samples as guidance, the randomness of sampling will largely affect the selection. In order to obtain more consistent selection, we explore the usage of unlabeled data and lexicon-based annotation as a resource for label word searching. This is a practical setting since unlabeled data of a target domain or a general domain is usually available, and for NER, the entity lexicon of target classes are usually easy to access.

To obtain annotation via entity lexicon, we adopt the KB-matching approach proposed by Liang et al. (2020), which leverages an external KBs, wikidata, as the source of lexicon annotation. Such lexicon-based annotation is inevitably noisy. However, our approach do not suffers a lot from the noise since we only regarded it as an indication of the data distribution and do not train the model directly with the noisy annotation.

Label word searching With the help of lexicon-annotated data $\mathcal{D}_{lexicon} = \{(X_i, Y_i^*)\}_{i=1}^N$, we explore three methods for label word searching.

- *Searching with data distribution (Data search)* The most intuitive method is to select the most frequent word of the given class in the corpus. Specifically, when searching for label words for class C , we calculate the frequency

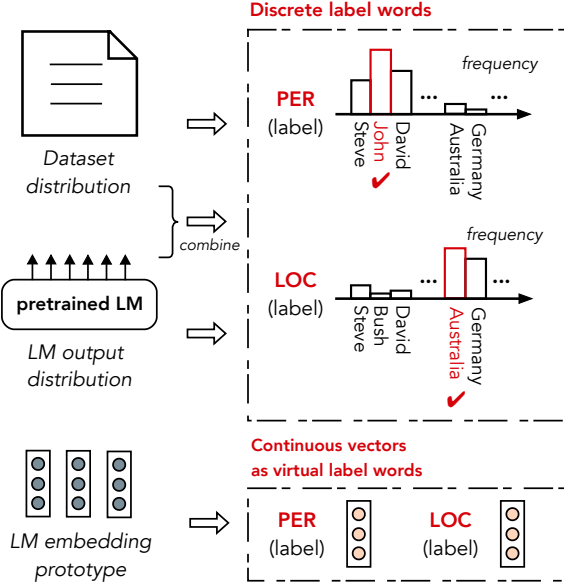


Figure 3: Searching for two types of label words: the discrete label words and the continuous vectors as virtual label words. To search for the discrete label words, we select the high-frequency words in data or LM output distribution, or combine these two ways. To search for virtual label words, we calculate the mean vectors of the high-frequency words of each class as prototypes.

$\phi(x = w, y^* = C)$ of each word $w \in \mathcal{V}$ labeled as C and select the most frequent words by ranking:

$$\mathcal{M}(C) = \arg \max_w \phi(x = w, y^* = C) \quad (5)$$

- **Searching with LM output distribution (LM search)** In this approach, we leverage the pre-trained language model for label word searching. Specifically, we feed each sample (X, Y^*) into LM and get the probability distribution $p(\hat{x}_i = w|X)$ of predicting each word $w \in \mathcal{V}$ at each position j . Suppose $\mathcal{I}_{topk}(\hat{x}_i = w|X, Y^*) \rightarrow \{0, 1\}$ is the indicator function indicating whether w belongs to the top k predictions of x_i in sample (X, Y^*) . The label word of class C can be obtained by:

$$\mathcal{M}(C) = \arg \max_w \sum_{(X, Y^*) \in \mathcal{D}} \sum_i \phi_{topk}(\hat{x}_i = w, y_i^* = C) \quad (6)$$

where $\phi_{topk}(\hat{x}_i = w, y_i^* = C) = \mathcal{I}_{topk}(\hat{x}_i = w|X, Y^*) \cdot \mathcal{I}(y_i^* = C)$ denotes the frequency of w occurring in the top k predictions of the positions labeled as class C .

- **Searching with both data & LM output distribution (Data&LM search)** In this approach, we select label words by simultaneously considering the data distribution and LM output distribution. Specifically, the label word of

Datasets	Domain	# Class	# Train	# Test
CoNLL'03	News	4	14.0k	3.5k
OntoNotes*	General	11	60.0k	8.3k
MIT Movie	Review	12	7.8k	2.0k

Table 1: Dataset details. OntoNotes* denotes the Ontonotes dataset after removing value/numerical/time/date entity types.

class C can be obtained by:

$$\mathcal{M}(C) = \arg \max_w \left\{ \sum_{(X, Y^*) \in \mathcal{D}} \sum_i \phi(x_i = w, y_i^* = C) \cdot \sum_{(X, Y^*) \in \mathcal{D}} \sum_i \phi_{topk}(\hat{x}_i = w, y_i^* = C) \right\} \quad (7)$$

- **Virtual label word (Virtual)** Instead of using real words, in this approach, we search for continuous vectors that can be regarded as virtual label words. One intuitive way is to follow the practice of Prototypical Networks (Snell, Swersky, and Zemel 2017), which uses the mean vector of the embeddings of words belonging to each class as a prototype. Since averaging the embeddings of all the words belong to a class is expensive, here we simply use the mean vector of the top k high-frequency words selected by the previous approaches:

$$\mathcal{M}(C) = \frac{1}{|\mathcal{V}_C|} \sum_{w \in \mathcal{V}_C} f_\phi(w) \quad (8)$$

where \mathcal{V}_C is the set of label words obtaining by finding the top k words with Eq. 5, 6, 7, and $f_\phi(\cdot)$ denotes the embedding function of the pre-trained model.

Removing conflict label words The selected high-frequency label words are potentially high-frequency words among all the classes. Using such label words will result in conflicts when training for different classes. Therefore, after label word selection, we remove the conflict label words of a class C by:

$$w = \mathcal{M}(C), \text{ if } \frac{\phi(x = w, y^* = C)}{\sum_k \phi(x = w, y^* = k)} > Th \quad (9)$$

where Th is a manually set threshold.

Experiments

In this section, we conduct few-shot experiments to verify the effectiveness of the proposed method. We also conducts a series of analytical experiments for label words selection.

Experimental settings

As mentioned in Problem Setup, in this work, we focus on few-shot setting that only K samples are available for training on a new NER task. To better evaluate the models'

Datasets	Methods	K=5	K=10	K=20	K=50
		(F1)	(F1)	(F1)	(F1)
CoNLL03	BERT-tagger (IO)	41.87 (12.12)	59.91 (10.65)	68.66 (5.13)	73.20 (3.09)
	NNShot	42.31 (8.92)	59.24 (11.71)	66.89 (6.09)	72.63 (3.42)
	StructShot	45.82 (10.30)	62.37 (10.96)	69.51 (6.46)	74.73 (3.06)
	Template NER	43.04 (6.15)	57.86 (5.68)	66.38 (6.09)	72.71 (2.13)
	EntLM (Ours)	49.59 (8.30)	64.79 (3.86)	69.52 (4.48)	73.66 (2.06)
	EntLM + Struct (Ours)	51.32 (7.67)	66.86 (3.01)	71.23 (3.91)	74.80 (1.87)
OntoNotes 5.0	BERT-tagger (IO)	34.77 (7.16)	54.47 (8.31)	60.21 (3.89)	68.37 (1.72)
	NNShot	34.52 (7.85)	55.57 (9.20)	59.59 (4.20)	68.27 (1.54)
	StructShot	36.46 (8.54)	57.15 (5.84)	62.22 (5.10)	68.31 (5.72)
	Template NER	40.52 (8.62)	49.89 (3.66)	59.53 (2.25)	65.15 (2.95)
	EntLM (Ours)	46.21 (11.36)	57.64 (4.18)	65.64 (4.24)	71.77 (1.31)
	EntLM + Struct (Ours)	45.62 (10.52)	59.35 (3.24)	67.91 (4.55)	73.52 (0.97)
MIT-Movie	BERT-tagger (IO)	39.57 (6.38)	50.60 (7.29)	59.34 (3.66)	71.33 (3.04)
	NNShot	38.97 (5.54)	50.47 (6.09)	58.94 (3.47)	71.17 (2.85)
	StructShot	41.60 (8.97)	53.19 (5.52)	61.42 (2.98)	72.07 (6.41)
	Template NER	45.97 (3.86)	49.30 (3.35)	59.09 (0.35)	65.13 (0.17)
	EntLM (Ours)	46.62 (9.46)	57.31 (3.72)	62.36 (4.14)	71.93 (1.68)
	EntLM + Struct (Ours)	49.15 (8.91)	59.21 (3.96)	63.85 (3.7)	72.99 (1.80)

Table 2: Main results of EntLM and compared baselines on three datasets under different few-shot settings (K=5,10,20,50).

few-shot ability with different size of training data, we conduct experiments with $K \in \{5, 10, 20, 50\}$. For each K -shot experiment, we sample 3 different training set and repeat experiments on each training set for 4 times.

Few-shot Sampling Different from sentence-level few-shot task, in NER, a sample refer to one entity span in a sentence. Therefore, we conduct the greedy sampling strategy in (Yang and Katiyar 2020) to ensure the sample number K of each class.

Due to the randomness of different few-shot sampling, conducting experiments on different sampled data will result in unfair comparison. Therefore, we did not report the same results in (Fritzler, Logacheva, and Kretov 2019) under the same experimental settings since the sampled few-shot training set used in (Fritzler, Logacheva, and Kretov 2019) is not open-source. Instead, we report the results obtained on self-constructed few-shot data, and we will release all sampled data along with the codes for reproducibility.

Datasets and Implementation Details

We evaluate the proposed method with three benchmark NER datasets from different domains: the CoNLL2003 dataset (Sang and De Meulder 2003) of newswire domain, Ontonotes 5.0 dataset (Weischedel et al. 2013) of general domain and the MIT-Movie dataset (Liu et al. 2013) of review domain. As we focuses on named entities, we omit the value/numerical/time/date entity types (e.g., “Cardinal”, “Money”, etc) in OntoNotes 5.0. Details of the datasets are shown in Table 1.

For all our experiments except TemplateNER, we use “bert-base-cased” pre-trained model as the base model for fine-tuning, and no new parameters are introduced in the proposed method. For both bert-base baselines and our

method, we set learning rate=1e-4 and batch size=4 for few-shot training. For all experiments, we train the model for 20 epochs, and AdamW optimizer is used with the same linear decaying schedule as the pre-training stage. These hyper-parameter settings are as the same with (Huang et al. 2020). For lexicon-based annotation, we use the KB-matching method of Liang et al. (2020)¹. When implementing all methods, we adopt the “IO” labeling schema.

As for label word selection, we use the Data&LM seaching along with the virtual method for all dataset and set the conflict ratio to $Th = 0.6$. When selecting the top k high-frequency words for virtual method, we set k to 6.

Baselines and Proposed Models

In our experiments, we compare the proposed method with six competitive baselines, involving both metric-learning based and prompt-based approaches.

BERT-tagger (Devlin et al. 2019) The BERT-based baseline which fine-tunes the BERT model with a label classifier. For NER, the hidden vectors of each position are fed into the label classifier for token-level labeling.

NNShot and **StructShot** (Yang and Katiyar 2020) Two metric-based few-shot learning approaches for NER. Different from Prototypical Network, they leverage a nearest neighbor classifier for few-shot prediction. StructShot is an extension of NNShot which proposes a viterbi algorithm during decoding. We extend these two approaches to our few-shot setting. Noted that the viterbi algorithm in the original paper calculates the data distribution of a source domain, yet in our setting, the source domain is unavailable. Therefore, we also use the lexicon-annotated data for performing this method.

¹<https://github.com/cliang1453/BOND>

Methods	CoNLL03 (F1)		OntoNotes (F1)	
	K=5	K=10	K=5	K=10
DataSearch	50.00 (9.75)	61.31 (4.73)	36.94 (5.04)	49.54 (5.02)
LMSearch	48.40 (6.81)	59.39 (5.50)	36.98 (6.71)	48.20 (5.46)
Data&LMSeach	49.55 (7.76)	61.00 (6.98)	36.60 (7.90)	50.64 (6.12)
Data + Virtual	49.25 (4.96)	63.40 (5.13)	45.61 (10.51)	55.13 (4.95)
LM + Virtual	42.65 (12.58)	59.39 (5.50)	45.29 (7.77)	54.50 (3.66)
Data&LM + Virtual	49.59 (8.30)	64.79 (3.86)	46.21 (11.36)	57.64 (4.18)

Table 3: Comparison of different label word selection methods.

TemplateNER (Cui et al. 2021) A template-based prompt method. By constructing a template for each class, the approach query each span with each class separately. The score of each query is obtained by calculating the generalization probability of the query sentence through a generative pre-trained LM, BART(Lewis et al. 2020).

EntLM The proposed method which leverages an EntLM objective for fine-tuning.

EntLM+Struct Based on the proposed method, we further leverages the viterbi algorithm proposed in (Yang and Katiyar 2020) to further boost the performance. Specifically, we obtain the value of the transition matrix on the lexicon-annotated training data. Then, for each input position, we obtain the omission matrix by regarding the output probability of each label word as the probability of the corresponding label, and regard the maximum probability of the other tokens as the probability of “O”. These two matrix are fed into the viterbi decoder to obtain an optimal prediction. For more details please refer to (Yang and Katiyar 2020).

Few-shot Results

Table 2 show the results of the proposed method and baselines under few-shot setting. Among the methods, the first From the table, we can observe that: (1) On all the three datasets, for all few-shot settings, the proposed method performs consistently better than all the baseline methods, especially for 5-shot learning. Also, the performance of the proposed method is more stable than the compared baselines. (2) BERT-tagger method shows poor ability of few-shot learning, and the proposed method achieves up to 9.45%, 11.44%, 9.58% improvement over BERT-tagger on CoNLL03, OntoNotes 5.0 and MIT-Movie, respectively. These results show the advantages of the proposed method, which introduces no new parameters during fine-tuning, and uses a LM objective to reduce the gap between pre-training and fine-tuning. (3) The proposed method consistently outperform the template-based prompt method, TemplateNER, which shows the advantage of the proposed method over prompt-based method. (4) When no rich-resource source domain is available, the metric-based methods (Prototypical Network and NNShot) do not show advantages over BERT-tagger, which shows the limitation of these method under more practical few-shot scenarios. (5) Both StructShot and the proposed method benefits from the viterbi decoder, with approximately 1% improvement under

Methods	CoNLL	OntoNotes	MIT-Movie
BERT-tagger	8.57	23.89	6.46
TemplateNER	6,491.00	50,241.00	5254.00
NNShot	16.03	82.62	15.98
StructShot	19.84	98.67	17.66
EntLM	9.26	26.03	6.64
EntLM + Struct	13.40	34.92	7.38

Table 4: Comparison of the decoding time (s) of each method.

each setting. These result show that the proposed method can also be combined with structure-based decoder.

Efficiency Study

In this section, we perform an efficiency study on all the three datasets. We calculate the decoding time of each method on a TiTan XP GPU with batch size=8. (The source codes of TemplateNER do not allow us to change the batch size, so we keep the original batch size of 45, which is the enumeration number of a 9-gram span.) From the table, we can observe that: 1) EntLM can achieve comparable speed with BERT-tagger, as only one pass of token classification is required for decoding each batch. 2) The decoding speed of TemplateNER is severely slow, while EntLM is up to 1930.12 times faster than TemplateNER. These results show the advantages of EntLM over template-based prompt tuning methods in NER task.

Label Word Selection

In Sec., we have presented different ways for label word selection. In this section, we conduct experiments on these methods and the results are reported in table 3. We can observe that: 1) The virtual word selection approach is always better than the discrete word selection. While among all virtual selection methods, choosing high-frequency words with the combination of data and LM distribution shows advantages over other methods. The reason of these results might be that simultaneously considering both data distribution gives not only the data prior in the target dataset, but also the contextualized information from the LM, thus can boost the performance. 2) Searching only with LM distribution leads to poor results especially under 5-shot setting, showing that the general knowledge learned

Methods	CoNLL03	
	K=5	K=10
BERT-tagger	41.87 (12.12)	59.91 (10.65)
EntLM	49.59 (8.30)	64.79 (3.86)
EntLM + Struct	51.32 (7.67)	66.86 (3.01)
BERT-tagger (further)	41.16 (10.41)	61.70 (5.15)
EntLM (further)	56.82 (12.27)	66.82 (4.65)
EntLM + Struct (further)	58.77 (12.16)	68.96 (4.41)

Table 5: Results of different methods trained after further pre-training.

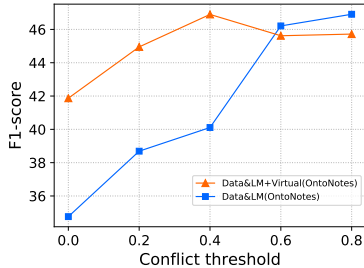


Figure 4: Impact of the conflict threshold.

from pre-trained might be less helpful than the data-specific knowledge under few-shot settings.

Fig. 4 shows the impact of conflict threshold on 5-shot performance. As seen, for Data&LMSearch, lower conflict threshold results in improper label words that bring noisy annotated entities. Therefore, the performance promoting as the conflict threshold increasing. As for Data&LM+Virtual method, the impact of conflict words are less significant since multiple words are selected to construct the virtual vector.

Effect of Further Pre-training

When predicting label words on task-specific data during fine-tuning, there is an intrinsic gap between the LM output distribution and the target data distribution. Therefore, it is naturally to conduct a further pre-training approach on the target-domain unlabeled data to boost the LM predictions towards target distribution. In Table 5, we show the results of the proposed method and BERT-tagger trained after further pre-training. As seen, the further pre-training practice can largely boost the few-shot learning ability of EntLM, while showing less helpful for classifier-based fine-tuning method. This might because the LM objective used in EntLM can benefit more from a task-specific LM output distribution, showing the superiority of EntLM in better leveraging the pre-trained models.

Related Works

Template-based prompt learning

Stem from the GPT models (Radford et al. 2019; Brown et al. 2020), prompt-based learning have been widely

discussed. These methods reformulate downstream tasks as cloze tasks with textual templates and a set of label words, and the design of templates is proved to be significant for prompt-based learning. Schick and Schütze (2021a,b) uses manually defined templates for prompting text classification tasks. Jiang et al. (2020) proposes a mining approach for automatically search for templates. Shin et al. (2020) searches for optimal discrete templates by a gradient-based approach. (Gao, Fisch, and Chen 2021) generates templates with the T5 pre-trained model. Meanwhile, several approaches have explore continuous prompts for both text classification and generation tasks Li and Liang (2021); Liu et al. (2021); Han et al. (2021). Also, several approaches are proposed to enhance the templates with illustrative cases (Madotto et al. 2020; Gao, Fisch, and Chen 2021; Brown et al. 2020) or context (Petroni et al. 2020). Although template-based methods are proved to be useful in sentence-level tasks, for NER task (Cui et al. 2021), such template-based method can be expensive for decoding. Therefore, in this work, we propose a new paradigm of prompt-tuning for NER without templates.

Few-shot NER

Recently, many studies focuses on few-shot NER (Hofer et al. 2018; Fritzler, Logacheva, and Kretov 2019; Yang and Katiyar 2020; Li et al. 2020; Huang et al. 2020; Ding et al. 2021; Tong et al. 2021; Cui et al. 2021). Among these, Fritzler, Logacheva, and Kretov (2019) leverages prototypical networks for few-shot NER. Yang and Katiyar (2020) propose to calculate the nearest neighbor of each queried sample instead of the nearest prototype. They also propose a viterbi decoding method for further boost the performance. Huang et al. (2020) makes comprehensive few-shot experiments on different datasets and proposes the use of self-training. Tong et al. (2021) proposes to mine the undefined classes, which also benefits few-shot learning. Cui et al. (2021) leverages prompts for few-shot NER. However, most of these studies follow the manner of episode training or assume a rich-resource source domain. In this work, we follow the more practical few-shot setting of Gao, Fisch, and Chen (2021), which assumes only few samples each class for training. We also adapt previous methods to this setting as competitive baselines.

Conclusion

In this work, we propose a template-free prompt tuning method, EntLM, for few-shot NER. Specifically, we reformulate the NER task as a Entity-oriented LM task, which induce the LM to predict label words at entity positions during fine-tuning. In this way, not only the complicated template-based methods can be discarded, but also the few-shot performance can be boosted since the EntLM objective reduces the gap between pre-training and fine-tuning. Experimental results show that the proposed method can achieve significant improvement on few-shot NER over BERT-tagger and template-based method. Also, the decoding speed of EntLM is up to 1930.12 times faster than the template-based method.

References

- Brown, T.; Mann, B.; Ryder, N.; Subbiah, M.; Kaplan, J. D.; Dhariwal, P.; Neelakantan, A.; Shyam, P.; Sastry, G.; Askell, A.; Agarwal, S.; Herbert-Voss, A.; Krueger, G.; Henighan, T.; Child, R.; Ramesh, A.; Ziegler, D.; Wu, J.; Winter, C.; Hesse, C.; Chen, M.; Sigler, E.; Litwin, M.; Gray, S.; Chess, B.; Clark, J.; Berner, C.; McCandlish, S.; Radford, A.; Sutskever, I.; and Amodei, D. 2020. Language Models are Few-Shot Learners. In Larochelle, H.; Ranzato, M.; Hadsell, R.; Balcan, M. F.; and Lin, H., eds., *Advances in Neural Information Processing Systems*, volume 33, 1877–1901. Curran Associates, Inc.
- Cui, L.; Wu, Y.; Liu, J.; Yang, S.; and Zhang, Y. 2021. Template-Based Named Entity Recognition Using BART. In *Findings of the Association for Computational Linguistics: ACL-IJCNLP 2021*, 1835–1845. Online: Association for Computational Linguistics.
- Devlin, J.; Chang, M.-W.; Lee, K.; and Toutanova, K. 2019. BERT: Pre-training of Deep Bidirectional Transformers for Language Understanding. In *Proceedings of the 2019 Conference of the North American Chapter of the Association for Computational Linguistics: Human Language Technologies, Volume 1 (Long and Short Papers)*, 4171–4186. Minneapolis, Minnesota: Association for Computational Linguistics.
- Ding, N.; Xu, G.; Chen, Y.; Wang, X.; Han, X.; Xie, P.; Zheng, H.; and Liu, Z. 2021. Few-NERD: A Few-shot Named Entity Recognition Dataset. In *Proceedings of the 59th Annual Meeting of the Association for Computational Linguistics and the 11th International Joint Conference on Natural Language Processing (Volume 1: Long Papers)*, 3198–3213. Online: Association for Computational Linguistics.
- Fritzler, A.; Logacheva, V.; and Kreto, M. 2019. Few-shot classification in named entity recognition task. *Proceedings of the 34th ACM/SIGAPP Symposium on Applied Computing*.
- Gao, T.; Fisch, A.; and Chen, D. 2021. Making Pre-trained Language Models Better Few-shot Learners. In *Proceedings of the 59th Annual Meeting of the Association for Computational Linguistics and the 11th International Joint Conference on Natural Language Processing (Volume 1: Long Papers)*, 3816–3830. Online: Association for Computational Linguistics.
- Han, X.; Zhao, W.; Ding, N.; Liu, Z.; and Sun, M. 2021. PTR: Prompt Tuning with Rules for Text Classification. *arXiv:2105.11259*.
- Hofer, M.; Kormilitzin, A.; Goldberg, P.; and Nevado-Holgado, A. 2018. Few-shot Learning for Named Entity Recognition in Medical Text. *arXiv:1811.05468*.
- Huang, J.; Li, C.; Subudhi, K.; Jose, D.; Balakrishnan, S.; Chen, W.; Peng, B.; Gao, J.; and Han, J. 2020. Few-Shot Named Entity Recognition: A Comprehensive Study. *arXiv:2012.14978*.
- Jiang, Z.; Xu, F. F.; Araki, J.; and Neubig, G. 2020. How Can We Know What Language Models Know? *Transactions of the Association for Computational Linguistics*, 8: 423–438.
- Lewis, M.; Liu, Y.; Goyal, N.; Ghazvininejad, M.; Mohamed, A.; Levy, O.; Stoyanov, V.; and Zettlemoyer, L. 2020. BART: Denoising Sequence-to-Sequence Pre-training for Natural Language Generation, Translation, and Comprehension. In *Proceedings of the 58th Annual Meeting of the Association for Computational Linguistics*, 7871–7880. Online: Association for Computational Linguistics.
- Li, J.; Chiu, B.; Feng, S.; and Wang, H. 2020. Few-Shot Named Entity Recognition via Meta-Learning. *IEEE Transactions on Knowledge and Data Engineering*, 1–1.
- Li, X. L.; and Liang, P. 2021. Prefix-Tuning: Optimizing Continuous Prompts for Generation. In *Proceedings of the 59th Annual Meeting of the Association for Computational Linguistics and the 11th International Joint Conference on Natural Language Processing (Volume 1: Long Papers)*, 4582–4597. Online: Association for Computational Linguistics.
- Liang, C.; Yu, Y.; Jiang, H.; Er, S.; Wang, R.; Zhao, T.; and Zhang, C. 2020. BOND: BERT-Assisted Open-Domain Named Entity Recognition with Distant Supervision, 1054–1064. New York, NY, USA: Association for Computing Machinery. ISBN 9781450379984.
- Liu, J.; Pasupat, P.; Wang, Y.; Cyphers, S.; and Glass, J. 2013. Query understanding enhanced by hierarchical parsing structures. In *2013 IEEE Workshop on Automatic Speech Recognition and Understanding*, 72–77. IEEE.
- Liu, X.; Zheng, Y.; Du, Z.; Ding, M.; Qian, Y.; Yang, Z.; and Tang, J. 2021. GPT Understands, Too. *CoRR*, abs/2103.10385.
- Liu, Y.; Ott, M.; Goyal, N.; Du, J.; Joshi, M.; Chen, D.; Levy, O.; Lewis, M.; Zettlemoyer, L.; and Stoyanov, V. 2019. Roberta: A robustly optimized bert pretraining approach. *arXiv preprint arXiv:1907.11692*.
- Madotto, A.; Liu, Z.; Lin, Z.; and Fung, P. 2020. Language Models as Few-Shot Learner for Task-Oriented Dialogue Systems. *arXiv:2008.06239*.
- Petroni, F.; Lewis, P.; Piktus, A.; Rocktäschel, T.; Wu, Y.; Miller, A. H.; and Riedel, S. 2020. How Context Affects Language Models’ Factual Predictions. In *Automated Knowledge Base Construction*.
- Radford, A.; Wu, J.; Child, R.; Luan, D.; Amodei, D.; and Sutskever, I. 2019. Language Models are Unsupervised Multitask Learners.
- Sang, E. F.; and De Meulder, F. 2003. Introduction to the CoNLL-2003 shared task: Language-independent named entity recognition. *arXiv preprint cs/0306050*.
- Schick, T.; and Schütze, H. 2021a. Exploiting Cloze-Questions for Few-Shot Text Classification and Natural Language Inference. In *Proceedings of the 16th Conference of the European Chapter of the Association for Computational Linguistics: Main Volume*, 255–269. Online: Association for Computational Linguistics.
- Schick, T.; and Schütze, H. 2021b. It’s Not Just Size That Matters: Small Language Models Are Also Few-Shot Learners. In *Proceedings of the 2021 Conference of the*

North American Chapter of the Association for Computational Linguistics: Human Language Technologies, 2339–2352. Online: Association for Computational Linguistics.

Shin, T.; Razeghi, Y.; Logan IV, R. L.; Wallace, E.; and Singh, S. 2020. AutoPrompt: Eliciting Knowledge from Language Models with Automatically Generated Prompts. In *Proceedings of the 2020 Conference on Empirical Methods in Natural Language Processing (EMNLP)*, 4222–4235. Online: Association for Computational Linguistics.

Snell, J.; Swersky, K.; and Zemel, R. 2017. Prototypical Networks for Few-shot Learning. In Guyon, I.; Luxburg, U. V.; Bengio, S.; Wallach, H.; Fergus, R.; Vishwanathan, S.; and Garnett, R., eds., *Advances in Neural Information Processing Systems*, volume 30. Curran Associates, Inc.

Tong, M.; Wang, S.; Xu, B.; Cao, Y.; Liu, M.; Hou, L.; and Li, J. 2021. Learning from Miscellaneous Other-Class Words for Few-shot Named Entity Recognition. In *Proceedings of the 59th Annual Meeting of the Association for Computational Linguistics and the 11th International Joint Conference on Natural Language Processing (Volume 1: Long Papers)*, 6236–6247. Online: Association for Computational Linguistics.

Weischedel, R.; Palmer, M.; Marcus, M.; Hovy, E.; Pradhan, S.; Ramshaw, L.; Xue, N.; Taylor, A.; Kaufman, J.; Franchini, M.; et al. 2013. Ontonotes release 5.0 ldc2013t19. *Linguistic Data Consortium, Philadelphia, PA*, 23.

Yang, Y.; and Katiyar, A. 2020. Simple and Effective Few-Shot Named Entity Recognition with Structured Nearest Neighbor Learning. In *Proceedings of the 2020 Conference on Empirical Methods in Natural Language Processing (EMNLP)*, 6365–6375. Online: Association for Computational Linguistics.