

Contextual Fine-to-Coarse Distillation for Coarse-grained Response Selection in Open-Domain Conversations

Wei Chen^{1*}, Yeyun Gong², Can Xu², Huang Hu², Bolun Yao³, Zhongyu Wei^{1†}, Zhihao Fan¹, Xiaowu Hu², Bartuer Zhou², Biao Cheng², Daxin Jiang² and Nan Duan²

¹Fudan University, Shanghai, China

²Microsoft Research Asia, Beijing, China

³Nanjing University of Science and Technology, Nanjing, Jiangsu, China

{chenwei18,zywei,fanzh18}@fudan.edu.cn, {yegong,caxu,huahu,xiaowuhu,bicheng,djiang,nanduan}@microsoft.com, yaobl001@njust.edu.cn

Abstract

We study the problem of coarse-grained response selection in retrieval-based dialogue systems. The problem is equally important with fine-grained response selection, but is less explored in existing literature. In this paper, we propose a Contextual Fine-to-Coarse (CFC) distilled model for coarse-grained response selection in open-domain conversations. In our CFC model, dense representations of query, candidate response and corresponding context is learned based on the multi-tower architecture, and more expressive knowledge learned from the one-tower architecture (fine-grained) is distilled into the multi-tower architecture (coarse-grained) to enhance the performance of the retriever. To evaluate the performance of our proposed model, we construct two new datasets based on the Reddit comments dump and Twitter corpus. Extensive experimental results on the two datasets show that the proposed methods achieve a significant improvement over all evaluation metrics compared with traditional baseline methods.

1 Introduction

Given utterances of a query (context), the retrieval-based dialogue (RBD) system aims to search for the most relevant response from a database with a large number of historical records of conversations (Higashinaka et al. 2014; Yan, Song, and Wu 2016; Boussaha et al. 2019). RBD usually contain two stages: coarse-grained response selection (RS) and fine-grained response (Figure 1). In coarse-grained RS stage, the retriever identifies a list of candidate responses from a large-scale database (up to millions or more), and the fine-grained RS module selects the most likely response from candidates.

Recent studies (Gu et al. 2020; Whang et al. 2020; Xu et al. 2020) pay more attentions on fine-grained RS and various complex models are proposed to compute the similarities between the query and candidates for response selection. Although promising improvements have been reported, the performance of fine-grained stage is inevitably limited by the quality of the candidate list constructed. Therefore, a high-quality coarse-grained RS module is crucial, which

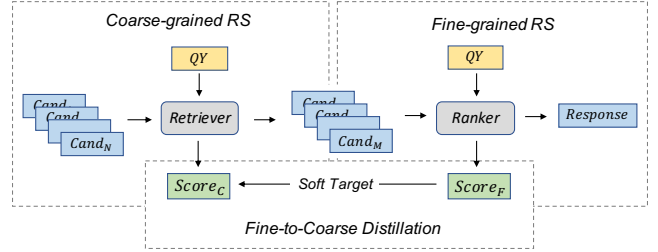


Figure 1: A structure of retrieval-based dialogue system, where coarse-grained RS provides a much smaller ($M \ll N$) candidate set for fine-grained RS. *QY* and *Cand* are the abbreviations of *query* and *candidate* respectively.

is less explored in existing literature (Zhou et al. 2016; Fu et al. 2020).

In this paper, we focus on the task of coarse-grained dialogue response retrieval. There are two major challenging. Different from general text matching tasks such as ad-hoc retrieval or question answering retrieval, keywords overlapping between context and response in dialogue are rare. This makes it difficult to identify responses based on context. Compared to fine-grained response selection, coarse-grained module deals with much large size of candidate responses. Therefore, it is impractical to directly apply complex matching model that can jointly process query and response for the similarity computation due to the huge cost of time.

In order to mitigate the above mentioned two problems, we propose a Contextual Fine-to-Coarse (CFC) distilled model for coarse-grained response selection in open-domain conversations. Instead of matching context with response directly, we propose a novel task of context-to-context matching for coarse-grained search, i.e. *contextual matching*. Given a query, it matches with candidate contexts to find most similar ones, and the corresponding response is returned as the retrieved result. In this case, the potential richer keywords in the contexts can be utilized. In order to take the advantage of complex model while keeping the computation cost acceptable, we distillate the knowledge learned from fine-grained retrieval module into coarse grained retrieval process.

*Worked during the internship at Microsoft Research Asia.

†Corresponding author.

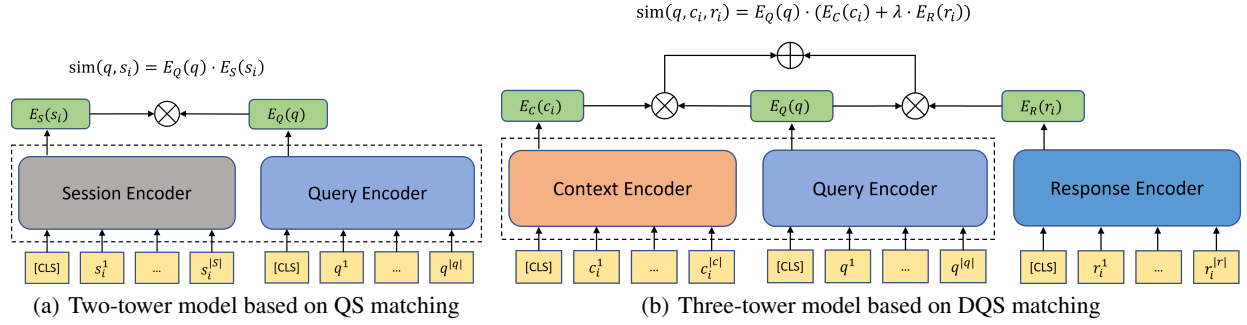


Figure 2: Multi-tower architecture with independent encoders, the hidden representation of the [CLS] token of each sequence is passed through a linear layer followed by a hyperbolic tangent (Tanh) activation function to get the dense representations (embeddings) of the entire sentence.

For the evaluation, there is no existing dataset that can be used to evaluate our model in the setting of contextual matching, because it needs to match query with context, while positive pairs of context-context is not naturally available like context-response pairs. Therefore, we construct two datasets based on Reddit comment dump and Twitter corpus¹. Extensive experimental results show that our proposed model greatly improve the retrieval accuracy, perplexity and relevance of the retrieved responses on both datasets.

The main contributions of this paper are three-fold: 1) We propose a Contextual Fine-to-Coarse (CFC) distilled model for coarse-grained response selection in open-domain conversations; 2) We construct two new datasets based on Reddit comment dump and Twitter corpus, as a new benchmark to evaluate retrieval-based dialogue system; 3) We construct extensive experiments to demonstrate the effectiveness and potential of our proposed model in coarse-grained response selection in open-domain conversations. Both dataset and code will be released to facilitate further research on RBD systems.

2 Contextual Fine-to-Coarse Distillation Framework

In a retrieval-based dialogue system, there is a *candidate database* containing a large number of *context-response* pairs. For a given *query*, i.e., a new context, the goal is to retrieve top-K most suitable *responses* for the *query*. For coarse-grain response selection, we propose a contextual fine-to-coarse distillation framework. First, we formulate the problem as a task of **contextual matching**, i.e., match query with context instead response. Second, we utilize a **multi-tower architecture** to deal with the similarity computation of different text pairs in contextual matching. Third, we propose a **knowledge distillation component** to leverage the interactions between query and response learned in one tower architecture for fine-grain module.

¹We do not build datasets from common dialogue corpus because we can not find sufficient positive context-context pairs due to the limitation of corpus size.

2.1 Contextual Matching

It is often insufficient to directly match query with response in open-domain response retrieval, which may result in a quite low retrieval accuracy (Lan et al. 2020). Inspired by recent work of context-to-context matching in fine-grained RS (Fu et al. 2020), we adopt contextual matching. It is to match the query with context, and return the response corresponding to the most similar context with query. We consider following methods to match contexts.

Query-Context (QC) In QC matching, we calculate the similarities between query and candidate contexts, and the responses corresponding to the top-K most similar contexts are returned as the retrieved results. The intuition of using QC matching is similar contexts may also share similar responses.

Query-Session (QS) A candidate **session** refers to the concatenated text of candidate context and corresponding response (Fu et al. 2020), which we think more informative than context alone. In QS matching, We match query with candidate sessions and return the responses in top-K most similar sessions as the retrieved results.

Decoupled Query-Session (DQS) Apart from QS matching, we also consider a decoupled way to match query with candidate sessions. In DQS matching, similarities between query and context, query and response are first calculated independently, then the query-session similarity can be obtained by the weighted sum. QS and DQS matching are actually two different ways to calculate query-session similarity.

2.2 Multi-Tower Architecture

As a retriever, it is essential to strike a balance between efficiency and accuracy. For the retriever to search large-scale candidates with low latency, neural-based models are usually designed as *multi-tower* architecture (Figure 2). In multi-tower model, the query and the candidates are independently mapped to a common vector space, and the embeddings of large-scale candidates can be *pre-calculated offline*. In this way, fast sublinear-time approximation meth-

Match	Model-ID	Architecture	Training		Inference	
			Input	Loss	Input	Output
QC	<i>S-1</i>	Two-Tower	QY, POS CXT, NEG CXTs	CT	QY, CXT	DSS
	<i>T-1</i>	One-Tower	QY, CXT, LABEL	CE	QY, CXT	FSS
QS	<i>S-2</i>	Two-Tower	QY, POS SESS, NEG SESSs	CT	QY, SESS	DSS
	<i>T-2</i>	One-Tower	QY, SESS, LABEL	CE	QY, SESS	FSS
DQS	<i>S-3</i>	Three-Tower	QY, POS CXT, NEG CXTs, POS RESP, NEG RESPs	CT	QY, CXT, RESP	DSS
	<i>T-3-1</i>	One-Tower	QY, CXT, LABEL	CE	QY, CXT	FSS
	<i>T-3-2</i>	One-Tower	QY, RESP, LABEL	CE	QY, RESP	FSS

Abbreviation

S(Student), T(Teacher), QY(Query), CXT(Context), RESP(Response), SESS(Session), POS(Positive), NEG (Negative), CT(Contrastive), CE(Cross Entropy), DSS(Dot-product based Similarity Score), FSS(Feature based Similarity Score)

Table 1: The input, output and training objectives of tower models in this paper. For each matching method, one or two teacher models need to be trained for knowledge distillation.

ods such as approximate nearest neighbor search (Shrivastava and Li 2014) can be utilized to achieve an acceptable retrieval latency during the inference phase.

Two-Tower Model The *two-tower* architecture is suitable for QC and QS matching. Taking QS matching as an example, as shown in Figure 2(a), the dense *session encoder* $E_S(\cdot)$ maps any candidate session to real-valued embedding vectors in a d -dimensional space, and an index is built for all the N session vectors for retrieval. At run-time, a different dense *query encoder* $E_Q(\cdot)$ maps the query to a d -dimensional vector, and retrieves k candidate sessions of which vectors are the closest to the query vector. We use the *dot product* of vectors as the similarity between query and candidate session following (Karpukhin et al. 2020).

Three-Tower Model For DQS matching, dense representations of query, response and context are independently calculated, the architecture is thus designed as *three-tower* with three encoders, which is *query encoder* $E_Q(\cdot)$, *context encoder* $E_C(\cdot)$ and *response encoder* $E_R(\cdot)$ respectively, as shown in Figure 2(b). Similarly, context and response vectors are calculated and cached offline respectively and two indexes are built for retrieving them. The final similarity of query and session is weighted by the dot product of query-context and query-response. The weighting coefficient λ can be adjusted to determine whether it is biased to match the context or match the response².

Training Multi-Tower Model We unify the training of the two-tower and three-tower models by formalizing them into a same *metric learning* problem (Kulis et al. 2012). The goal is to learn a matching space where similarities between positive pairs is higher than negative ones, by learning a better embedding function. We use the training of three-tower model (DQS matching) as an example. Formally, we denote the training set as $\mathcal{D} = \{q_i, \{k_i^+, k_i^-\}\}_{i=1}^N$. Each training instance contains a query q_i , a set of positive examples k_i^+ and a set of negative examples k_i^- . Among them, k_i^+ contain several positive contexts and several positive responses, similarly, k_i^- contain several negative contexts and several neg-

ative responses. We optimize the loss function as the sum of negative log likelihood of all positive pairs simultaneously:

$$\mathcal{L}(q_i) = -\log \frac{\sum_{k' \in \{k_i^+\}} e^{\text{sim}(q_i, k')}}{\sum_{k' \in \{k_i^+, k_i^-\}} e^{\text{sim}(q_i, k')}} \quad (1)$$

where the similarity function is defined as:

$$\text{sim}(q_i, k') = E_Q(q_i) \cdot E(k'). \quad (2)$$

The embedding function $E(\cdot)$ of k' in Equation 2 can be $E_C(\cdot)$ or $E_R(\cdot)$, depending on the type of k' .

Positive and negative examples The core issue of training multi-tower models for contextual matching is to find positive pairs of context-context. As mentioned in § 1, we assume that contexts with exactly the same response are positive samples of each other, which is a cautious but reliable strategy. Formally, given a response r , if there are multiple contexts corresponding to r , then we can randomly selected one context as the query q , and the other contexts are **positive contexts** of q , and r is the **positive response** of q . Negative samples of contexts and responses can be obtained from in-batch or sampling from dataset.

2.3 Distillation from One-Tower Model

In multi-tower architecture, the query and candidates is expressed by their own embeddings, which may cause the loss of information, and their monotonous way of interaction (inner product) further limits the capability. Comparing to multi-tower model, one-tower model is usually adopted in fine-grained RS, it takes both the query and the candidate as a concatenated input and allow the cross attention between query and candidate in self-attention layer. The query and the candidate can be processed jointly to learn a more informative representations. To leverage the richer expressiveness learned by the one-tower model, knowledge from one-tower model is distilled into multi-tower model to enhance the retriever.

Training One-Tower Model Before distillation, we need to train a teacher model based on the one-tower architecture. Let's take the training of QS matching based teacher

²In all experiments in this paper, λ is set to 1 to treat candidate context and response equally.

model as an example. An additional one-tower encoder is trained to distinguish whether the query and the session are relevant (positive), the training objective is similar to the next sentence prediction (NSP) task in the BERT (Devlin et al. 2018) pre-training. Formally, given a training set $\mathcal{D} = \{q_i, s_i, l_i\}_{i=1}^N$, where q_i is the query, s_i is the candidate session and $l_i \in \{0, 1\}$ denotes whether s_i and q_i is a positive pair. To be specific, given a query and candidate session, the model is trained to predict l_i correctly. We summarize the details of all tower models mentioned in this paper in Table 1. The goal of both multi-tower and one-tower model is to calculate the similarity between query and candidate, but their optimization methods are slightly different: one is *metric learning*, and the other is similar to *textual entailment*.

Fine-to-Coarse Distillation Take the distillation of the student model *S-I* (Table 1) as an example, suppose we have trained the corresponding teacher model *T-I*. For a given a query q , suppose there are a list of contexts $C = \{c^+, c_1^-, \dots, c_n^-\}$ and the corresponding label $y = \{1, 0, \dots, 0\} \in \mathcal{R}^{n+1}$, that is, one positive context and n negative contexts. Suppose the similarity score vector is calculated by *S-I* model as $z^s \in \mathcal{R}^{n+1}$, then the objective of Equation 1 is equivalent to maximize the Kullback–Leibler (KL) divergence (Van Erven and Harremoës 2014) of the two distributions: $\text{softmax}(z^s)$ and y , where softmax function turns the score vector to probability distribution.

The one-hot label treats each negative sample equally, but the similarity between each negative sample and query is also different. To distill knowledge from the teacher model, we further use *T-I* model to calculate the similarity vector between q and C , denoted as $z^t \in \mathcal{R}^{n+1}$. We then minimize KL divergence of the two distributions $\text{softmax}(z^s)$ and $\text{softmax}(z^t)$, where the temperature T is applied in softmax to avoid saturation (Figure 1).

The method of fine-to-coarse distillation is to push the student model (multi-tower) to learn the predicted label of teacher model (one-tower) as a soft target instead of original one-hot label. By fitting the labels predicted by the teacher model, the multi-tower model can learn a more accurate distribution of similarity scores from the one-tower model while keeping the structure unchanged.

3 Datasets Construction

To evaluate the performance of our model, we construct two new datasets based on the Reddit comments dump³ and Twitter corpus⁴. We create a training set, a multi-contexts (MC) test set and a candidate database for Reddit and Twitter respectively. For Reddit, we create an additional single-context (SC) test set. The motivation for these settings is explained in § 4.4. The size of our candidate database is one million in Twitter and ten million in Reddit respectively, which is very challenging for response retrieval. Table 2 shows the detailed statistics. We use exactly the same steps

³We use the script provided by DialoGPT (Zhang et al. 2019) to obtain the latest Reddit comment dump.

⁴<https://github.com/Marsan-Ma-zz/chat.corpus>

Algorithm 1: Construction of SC & MC test set.

```

1:  $R$ : A set of unique responses.
2:  $SC = \emptyset$ : Context-response pairs in SC set.
3:  $MC = \emptyset$ : Context-response pairs in MC set.
4: for each  $r \in R$  do
5:    $C_r = \text{FindAllContexts}(r)$   $\triangleright$  Find all contexts
     whose response is  $r$ .
6:   if  $|C_r| > 1$  then
7:      $C_r^-, c = \text{Split}(C_r)$   $\triangleright$  Random pick one context
        $c$  from  $C_r$ , the remaining set is noted as  $C_r^-$ .
8:      $MC = MC \cup \{c, r\}$ 
9:   else
10:     $SC = SC \cup \{c \in C, r\}$ 
11:   end if
12: end for each
13: return  $SC, MC$ 

```

to build dataset for Reddit and Twitter, and similar datasets can also build from other large dialogue corpus in this way.

Preprocessing To filter boring and dull content and speed up the retrieval speed, we set a limit for the length of contexts and responses. We limit the context to contain at least 5 words and less than 128 words, and the response contains at least 5 words and less than 64 words. It is specially beneficial to limit the length of the response, since according to our statistics, many short responses such as "*Fair Enough*" and "*Thanks :D*" may have large number (*tens of thousands*) of different contexts.

MC test set We first find out a set of responses with multiple contexts from candidate database, denoted as R . For each response r in R , we randomly select a context c from its multiple contexts C_r to form a context-response (CR) pair, and put the others C_r^- back to the database. Our MC test set consists of these CR pairs. Each response in MC test set has multiple contexts, which ensures that there exists other contexts in the database that also correspond to this response, so the retrieval accuracy can be calculated on the MC test set.

SC test set We create another test set (SC) for Reddit dataset. Contrary to the MC test set, each response in SC test set has only one context, i.e., there is no context in the database that exactly corresponds to the response. Obviously, the retrieval accuracy metric is invalid on SC test set. We introduce other methods for evaluating SC test set in subsequent chapters. The SC test set is a supplement to the MC test set which can evaluate the quality of response retrieval given those "unique" contexts. The detailed construction of the two test sets can refer to Algorithm 1.

Candidate database To adapt to different retrieval methods, the candidate database is designed with 4 fields, namely *context*, *response*, *session*⁵, and *response id*. Our candidate database consists of random context-response pairs. The exception is that, as mentioned above, C_r^- is deliberately merged to the database.

⁵The concatenated text of context and response, separated by [SEP] token.

Datasets	Training set	Test set		Database
		MC	SC	
Reddit	300K	20K	20K	10M
Twitter	20K	2K	-	1M

Table 2: Data statistics of our new constructed datasets, where the size of training set refers to the number of responses.

Train set The construction of training set is intuitive and similar to test set. It consists of responses and their corresponding multiple contexts. Formally, our training set can be denote as $D = \{r_i, c_{i,1}, \dots, c_{i,q}\}_{i=1}^N$, r_i is a response and $\{c_{i,1}, \dots, c_{i,q}\}$ are all contexts with response r_i , where q depends on r_i , and $q \geq 2$.

It is worth noting that there is no overlap between the contexts in the database and the contexts in the training set, which may prevent potential data leakage during training that may lead to overestimated evaluation metrics.

4 Experiments

We conduct extensive experiments on the constructed datasets. In this section, we present experimental settings, evaluation metrics, model performance, human evaluation, etc. to demonstrate the effectiveness of the proposed models.

4.1 Comparative Models

For baselines, we select BM25 (Robertson and Zaragoza 2009) as sparse representations based method, which is widely used in real scenarios in text matching. Based on BM25 system and the two matching methods (QC and QS matching), two retrievers can be obtained, denoted as BM25-QC and BM25-QS respectively. We also choose some multi-tower models as dense representations based methods. For two-tower model, we compare with $S-1$ and $S-2$ model (Table 1) based on bi-encoders, denoted as BE-QC and BE-QS respectively. For the three-tower model, we use $S-3$ model based on tri-encoders, denoted as TE-DQS.

There are three variants of our proposed CFC models. Given a student model, we first train the corresponding teacher model(s), and then transfer the knowledge learned by the teacher model(s) to the student model. We train the three student models $S-1$, $S-2$ and $S-3$ by distillation, denoted as CFC-QC, CFC-QS and CFC-DQS respectively. Noting that distilling $S-3$ needs to train two teacher models, since it needs to calculate the similarity of both query-context and query-response.

4.2 Implementation Details

To implement the BM25 method, we use Elasticsearch⁶, which is a powerful search engine based on Lucene library (Bialecki et al. 2012). For dense retrieval methods, FAISS (Johnson, Douze, and Jégou 2019) toolkit is used to retrieve

candidate vectors. All encoders in our tower models (including one-tower, two-tower and three-tower) are initialized with *bert-base*⁷, which includes 12 encoder layers, embedding size of 768 and 12 attention heads. For dense models (BE-QC, BE-QS, TE-DQS), we use the same batch size of 32 for Reddit and Twitter, and we train 30 epochs on Reddit and 10 epochs on Twitter. For teacher models ($T-1$, $T-2$, $T-3-1$ and $T-3-2$), we use the same batch size of 16, and we train 40 epochs on Reddit and 20 epochs on Twitter. For distilled models (CFC-QC, CFC-QS, CFC-DQS), we train additional 10 epochs on reddit and 5 epochs on twitter respectively, starting from the early checkpoints (20 epochs in Reddit and 5 epochs in Twitter for fair comparison) of BE-QC, BE-QS, TE-DQS. We use Adam (Kingma and Ba 2014) optimizer with learning rate of $2e-4$ and the warmup steps of 200 to optimize the parameters. We set the knowledge distillation temperature to 3 and the rate of distillation loss to 1.0. All experiments are performed on a server with 4 NVIDIA Tesla V100 32G GPUs.

4.3 Automatic Evaluation Metrics

To evaluate our retrievers in real scenarios, we use the following three automatic evaluation metrics, namely **Coverage@K**, **Perplexity@K** and **Relevance@K**. Following previous work (Xiong et al. 2020; Karpukhin et al. 2020), Coverage@K is used to evaluate whether top-K retrieved candidates include the ground-truth response. It is equivalent to recall metric $R_M@K$ that often used in fine-grained RS, where N is the size of candidate database. However, Coverage@K is only suitable for evaluating the MC test set. In addition, it can not incapable for evaluating the overall retrieved quality due to the many-to-many relationship between context and response. As a supplement, we propose two automated evaluation metrics based on pre-trained models, i.e., Perplexity@K and Relevance@K. For retrieved top-K responses, DialogGPT-large⁸ is used to calculate the conditional perplexity of the retrieved response given the query. DialogGPT (Zhang et al. 2019) is a language model pre-trained on 147M multi-turn dialogue from Reddit discussion thread and thus very suitable for evaluating our created Reddit dataset. Perplexity@K is the average perplexity of top-K retrieved responses. In addition to Perplexity, we also evaluate the correlation between the query and retrieved response. We use DialogRPT⁹ (Gao et al. 2020), which is pre-trained on large-scale human feedback data with the *human-vs-rand* task that predicts how likely the response is corresponding to the given context rather than a random response. Relevance@K is the average predicted correlation degree between query and top-K retrieved responses.

4.4 Overall Performance

Dense vs. Sparse Table 3, 4 demonstrate the main results. It can be seen that dense methods far exceeds sparse methods on all metrics. All dense retrievers have significant higher retrieval accuracy than BM25 systems, which benefits from

⁷<https://huggingface.co/bert-base-uncased>

⁸<https://huggingface.co/microsoft/DialogGPT-large>

⁹<https://huggingface.co/microsoft/DialogRPT-human-vs-rand>

⁶<https://www.elastic.co/>

Retriever	MC Test Set								SC Test Set			
	Coverage@K				Perplexity@K		Relevance@K		Perplexity@K		Relevance@K	
	Top-1	Top-20	Top-100	Top-500	Top-1	Top-20	Top-1	Top-20	Top-1	Top-20	Top-1	Top-20
Gold	-	-	-	-	205.7		73.1		181.8		82.0	
BM25-QC	1.1	3.9	5.7	7.8	210.5	217.9	61.5	53.5	208.3	217.5	60.6	52.1
BM25-QS	0.9	3.6	5.8	8.3	207.7	214.2	80.0	73.9	200.0	208.3	81.6	74.1
BE-QC	1.3	5.3	8.1	12.3	205.4	211.5	81.3	75.8	194.4	203.2	82.9	78.3
BE-QS	1.6	5.9	11.8	20.4	200.1	206.1	85.0	80.2	190.9	199.8	85.3	80.6
TE-DQS	1.5	5.5	9.7	18.1	201.3	207.5	84.8	79.8	190.5	198.2	85.5	80.4
CFC-QC	2.9	6.5	9.1	13.0	199.5	208.9	84.9	78.6	187.5	196.3	86.2	80.8
CFC-QS	4.2	7.8	13.1	21.3	194.8	203.1	87.8	82.8	184.3	193.1	88.3	83.4
CFC-DQS	3.7	7.3	12.7	19.4	196.5	205.3	86.9	81.9	184.8	192.6	88.1	83.3

Table 3: Automated evaluation metrics on Reddit test set. For MC and SC test set, we both report Perplexity@1/20 and Relevance@1/20; for SC test set, we additionally report Coverage@1/20/100/500. For Coverage@K and Relevance@K, we report the numerator of its percentage, and the larger the better; for Perplexity@K, the smaller the better.

Retriever	Coverage@K			
	Top-1	Top-20	Top-100	Top-500
BM25-QC	16.2	28.5	35.7	42.9
BM25-QS	16.3	28.3	35.1	42.8
BE-QC	19.6	36.2	46.4	56.5
BE-QS	22.1	38.9	49.7	60.2
TE-DQS	21.5	38.4	49.5	60.4
CFC-QC	24.2	39.1	48.6	58.2
CFC-QS	28.8	43.7	52.8	62.6
CFC-DQS	28.2	43.3	52.5	61.9

Table 4: Automated evaluation metrics on Twitter test set, we report Coverage@1/20/100/500 on the MC test set.

the dense representations. In addition, the retrieval accuracy of dense retriever increases faster than that of BM25 systems when K increases, which shows that the dense retriever has a clear advantage over the recall rate. For Perplexity@K, the Top-20 average perplexity of CFC-QS on the MC and SC test sets of Reddit is reduced by 11.1 and 15.2 absolute compared with BM25-QS. For Relevance@K, the Top-20 average relevance of CFC-QS on the MC and SC test sets on Reddit increase by 8.9% and 9.3% absolute compared with BM25-QS. Perplexity@K and Relevance@K, the two evaluation metrics based on PLMs, measure the overall retrieval quality, while Coverage@K measures the ability of the retriever to recall gold response. The three metrics are consistent in our models, which is also intuitive, that is, if a retriever has a better overall retrieval quality, then the probability of retrieving gold response will increase.

Distillation Benefit We future pay attention to the performance gain of fine-to-coarse distilled models. The distilled models achieve obvious improvement in all three metrics. An obvious pattern is that the distilled models get more larger improvement with a smaller K. Take Twitter dataset as example, the Top-500 retrieval accuracy of CFC models increase by 1.5~2.4 after distillation, while the Top-1 retrieval accuracy increased by 4.6~6.7. On Perplexity@K and Relevance@K, our CFC models has similar performance. The

above results indicate that our student models benefit from learning or inheriting fine-grained knowledge from teacher models.

Retrieval Method The impact of different retrieval methods is discussed. Compared to QC matching, QS and DQS matching should be encouraged in practice due to the additional information provided by the response. However, the BM25 system can not make good use of the information of response, as BM25-QS model does not show obvious advantages over BM25-QC on both Reddit and Twitter datasets. In contrast, dense retrieval models can effectively utilize the response. For example, BE-QS outperforms BE-QC greatly by 7.9% absolute in terms of top-500 response retrieval accuracy in MC test set of Reddit. For QS and DQS matching, there is little difference in performance. Especially for SC test set on Reddit and MC test set on Twitter, the performance difference is minimal.

Difference Between Reddit and Twitter Since DialogGPT and DialogRPT is not pre-trained on Twitter, Perplexity@K and Relevance@K are not suitable for evaluating Twitter dataset. Therefore, we do not build SC test set for Twitter. Compared to Twitter, the Reddit dataset we use is much larger with more common multi-turn conversations, and significantly higher retrieval difficulty. The Top-500 retrieval accuracy on Twitter reach 60%, while Reddit only reached about 20%, which indicates that the coarse-grained response retrieval task in open domain conversations still has great challenges.

5 Further Analysis

5.1 Effect of Database Size

We discuss the impact of the size of candidate database on the performance of the model. For different candidate database size (from one million to ten million), we compare the Coverage@500 metric of BM25-QS, BE-QS, and CFC-BE-QS on the MC test set of Reddit (Figure 3). It can be seen that Coverage@500 shows a slow downward trend as the database size increases. Increasing the size of the database

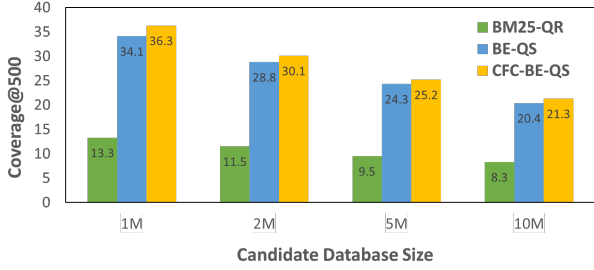


Figure 3: The Impact of database size on Coverage@500 metric. It is worth noting that database of different size is randomly sampled, i.e., smaller database may not be completely contained by a larger database

	Avg. Rank	Cohen’s Kappa
CFC-QS	1.448	0.728
BE-QS	2.056	0.647
BM25-QS	2.494	0.626

Table 5: Human average rank score of BM25-QS, BE-QS and CFC-QS.

will not make the model performance drop rapidly, which shows the effectiveness and robustness of our models.

5.2 Human Evaluation

To further evaluate and compare our models, we conduct a human evaluation experiment. We random select 1000 queries from the MC and SC test set (500 each) of Reddit dataset, and retrieve the Top-1 response by the BM25-QS, BE-QS and CFC-QS models respectively. Three crowd-sourcing workers are asked to rank the responses. For each query, the annotator will rank the retrieved responses of the three models. We report the average rank scores (between 1 and 3, the smaller the better) and the winning rate in pairwise comparison. Each two annotators have a certain number (about 200) of overlapping annotated samples. To calculate the inter-rater reliability, i.e., the Cohen’s kappa coefficient (Kraemer 2014) is adopted.

Table 5 and Table 6 report the average ranking score of each model and pairwise comparison between models respectively. The average ranking score of CFC-QS is the highest, and CFC-QS can beat BE-QS and BM25 in most cases (74.7%~81.6%), which indicates CFC-QS occupies a clear advantage in Top-1 retrieval. All Cohen’s Kappa coefficients is between 0.6 and 0.7, indicating annotators reach moderate agreement. The results of human evaluation further verify the performance improvement brought by distillation to the model. We select several examples with human evaluation as case study and put them in the appendix.

5.3 Retrieval efficiency

We compare the retrieval latency of BM25-QS, BE-QS on the reddit MC test set, which represent the efficiency of the sparse, two-tower retriever respectively.

	Win	Loss	Cohen’s Kappa
CFC-QS vs. BE-QS	0.747	0.253	0.634
CFC-QS vs. BM25-QS	0.816	0.184	0.672

Table 6: Human pairwise comparison of BM25-QS, BE-QS and CFC-QS.

We fix the batch size to 32 and retrieve top-100 most similar candidates. With the help of FAISS index, the average retrieval time of each batch by BE-QS is 581.8ms. In contrast, the average retrieval time by BM25 system using file index is 1882.6ms, about three times that of BE-QS. This indicates that the dense retriever also has an advantage in retrieval efficiency.

The relatively inferior of BE-QS is to calculate the embeddings of the candidate database and establish the faiss index, which is quite time-consuming and it takes about 9 hours for 10 million candidates with 8 GPUs. While it only takes about 10 minutes to build a BM25 index.

6 Related Work

Fine-grained Response Selection In recent years, many works have been proposed to improve the performance of fine-grained selection module in retrieval-based chatbots (Wu et al. 2016; Zhang et al. 2018; Zhou et al. 2018; Tao et al. 2019; Whang et al. 2019; Yuan et al. 2019). Owing to the rapid development of pre-trained language models (PLMs) (Radford et al. 2019), recent works (Gu et al. 2020) achieve the state-of-the-art (SOTA) results by utilizing PLMs such as BERT (Devlin et al. 2018) to model cross-attention and complex intersection between the context and response.

Coarse-grained Response Selection On the other hand, coarse-grained dialogue retrieval is an important but rarely explored field. Limited by efficiency, there are usually two methods for coarse-grained response selection, i.e., the sparse representations based method represented by BM25 (Robertson and Zaragoza 2009), and the dense representations based method represented by Dual-Encoder (Chidambaram et al. 2018; Humeau et al. 2019; Karpukhin et al. 2020; Lan et al. 2020).

7 Conclusion

In this paper, we propose a Contextual Fine-to-Coarse (CFC) distilled model. In CFC model, we adopt matching on both query-response and query-context. Considering the retrieval latency, we use multi-tower architecture to learn the **dense representations** of queries, responses and corresponding contexts. To further enhance the performance of the retriever, we distill the knowledge learned by the one-tower architecture (fine-grained) into the multi-tower architecture (coarse-grained). We construct two new datasets based on Reddit comment dump and Twitter corpus, and extensive experimental results demonstrate the effectiveness and potential of our proposed model. In the future work, we will further explore how the enhancement of coarse-grained RS can help fine-grained RS.

References

- Bialecki, A.; Muir, R.; Ingersoll, G.; and Imagination, L. 2012. Apache lucene 4. In *SIGIR 2012 workshop on open source information retrieval*, 17.
- Boussaha, B. E. A.; Hernandez, N.; Jacquin, C.; and Morin, E. 2019. Deep retrieval-based dialogue systems: a short review. *arXiv preprint arXiv:1907.12878*.
- Chidambaram, M.; Yang, Y.; Cer, D.; Yuan, S.; Sung, Y.-H.; Strope, B.; and Kurzweil, R. 2018. Learning cross-lingual sentence representations via a multi-task dual-encoder model. *arXiv preprint arXiv:1810.12836*.
- Devlin, J.; Chang, M.-W.; Lee, K.; and Toutanova, K. 2018. Bert: Pre-training of deep bidirectional transformers for language understanding. *arXiv preprint arXiv:1810.04805*.
- Fu, Z.; Cui, S.; Shang, M.; Ji, F.; Zhao, D.; Chen, H.; and Yan, R. 2020. Context-to-Session Matching: Utilizing Whole Session for Response Selection in Information-Seeking Dialogue Systems. In *Proceedings of the 26th ACM SIGKDD International Conference on Knowledge Discovery & Data Mining*, 1605–1613.
- Gao, X.; Zhang, Y.; Galley, M.; Brockett, C.; and Dolan, B. 2020. Dialogue Response Ranking Training with Large-Scale Human Feedback Data. *arXiv preprint arXiv:2009.06978*.
- Gu, J.-C.; Li, T.; Liu, Q.; Ling, Z.-H.; Su, Z.; Wei, S.; and Zhu, X. 2020. Speaker-aware bert for multi-turn response selection in retrieval-based chatbots. In *Proceedings of the 29th ACM International Conference on Information & Knowledge Management*, 2041–2044.
- Higashinaka, R.; Imamura, K.; Meguro, T.; Miyazaki, C.; Kobayashi, N.; Sugiyama, H.; Hirano, T.; Makino, T.; and Matsuo, Y. 2014. Towards an open-domain conversational system fully based on natural language processing. In *Proceedings of COLING 2014, the 25th International Conference on Computational Linguistics: Technical Papers*, 928–939.
- Humeau, S.; Shuster, K.; Lachaux, M.-A.; and Weston, J. 2019. Poly-encoders: Transformer architectures and pre-training strategies for fast and accurate multi-sentence scoring. *arXiv preprint arXiv:1905.01969*.
- Johnson, J.; Douze, M.; and Jégou, H. 2019. Billion-scale similarity search with gpus. *IEEE Transactions on Big Data*.
- Karpukhin, V.; Oğuz, B.; Min, S.; Lewis, P.; Wu, L.; Edunov, S.; Chen, D.; and Yih, W.-t. 2020. Dense passage retrieval for open-domain question answering. *arXiv preprint arXiv:2004.04906*.
- Kingma, D. P.; and Ba, J. 2014. Adam: A method for stochastic optimization. *arXiv preprint arXiv:1412.6980*.
- Kraemer, H. C. 2014. Kappa coefficient. *Wiley StatsRef: Statistics Reference Online*, 1–4.
- Kulis, B.; et al. 2012. Metric learning: A survey. *Foundations and trends in machine learning*, 5(4): 287–364.
- Lan, T.; Mao, X.-L.; Gao, X.-y.; and Huang, H.-Y. 2020. Ultra-Fast, Low-Storage, Highly Effective Coarse-grained Selection in Retrieval-based Chatbot by Using Deep Semantic Hashing. *arXiv preprint arXiv:2012.09647*.
- Radford, A.; Wu, J.; Child, R.; Luan, D.; Amodei, D.; and Sutskever, I. 2019. Language models are unsupervised multitask learners. *OpenAI blog*, 1(8): 9.
- Robertson, S.; and Zaragoza, H. 2009. *The probabilistic relevance framework: BM25 and beyond*. Now Publishers Inc.
- Shrivastava, A.; and Li, P. 2014. Asymmetric LSH (ALSH) for sublinear time maximum inner product search (MIPS). *arXiv preprint arXiv:1405.5869*.
- Tao, C.; Wu, W.; Xu, C.; Hu, W.; Zhao, D.; and Yan, R. 2019. Multi-representation fusion network for multi-turn response selection in retrieval-based chatbots. In *Proceedings of the twelfth ACM international conference on web search and data mining*, 267–275.
- Van Erven, T.; and Harremos, P. 2014. Rényi divergence and Kullback-Leibler divergence. *IEEE Transactions on Information Theory*, 60(7): 3797–3820.
- Whang, T.; Lee, D.; Lee, C.; Yang, K.; Oh, D.; and Lim, H. 2019. Domain adaptive training bert for response selection. *arXiv preprint arXiv:1908.04812*.
- Whang, T.; Lee, D.; Oh, D.; Lee, C.; Han, K.; Lee, D.-h.; and Lee, S. 2020. Do Response Selection Models Really Know What’s Next? Utterance Manipulation Strategies for Multi-turn Response Selection. *arXiv preprint arXiv:2009.04703*.
- Wu, Y.; Wu, W.; Xing, C.; Zhou, M.; and Li, Z. 2016. Sequential matching network: A new architecture for multi-turn response selection in retrieval-based chatbots. *arXiv preprint arXiv:1612.01627*.
- Xiong, L.; Xiong, C.; Li, Y.; Tang, K.-F.; Liu, J.; Bennett, P.; Ahmed, J.; and Overwijk, A. 2020. Approximate nearest neighbor negative contrastive learning for dense text retrieval. *arXiv preprint arXiv:2007.00808*.
- Xu, R.; Tao, C.; Jiang, D.; Zhao, X.; Zhao, D.; and Yan, R. 2020. Learning an Effective Context-Response Matching Model with Self-Supervised Tasks for Retrieval-based Dialogues. *arXiv preprint arXiv:2009.06265*.
- Yan, R.; Song, Y.; and Wu, H. 2016. Learning to respond with deep neural networks for retrieval-based human-computer conversation system. In *Proceedings of the 39th International ACM SIGIR conference on Research and Development in Information Retrieval*, 55–64.
- Yuan, C.; Zhou, W.; Li, M.; Lv, S.; Zhu, F.; Han, J.; and Hu, S. 2019. Multi-hop selector network for multi-turn response selection in retrieval-based chatbots. In *Proceedings of the 2019 Conference on Empirical Methods in Natural Language Processing and the 9th International Joint Conference on Natural Language Processing (EMNLP-IJCNLP)*, 111–120.
- Zhang, Y.; Sun, S.; Galley, M.; Chen, Y.-C.; Brockett, C.; Gao, X.; Gao, J.; Liu, J.; and Dolan, B. 2019. Dialogpt: Large-scale generative pre-training for conversational response generation. *arXiv preprint arXiv:1911.00536*.
- Zhang, Z.; Li, J.; Zhu, P.; Zhao, H.; and Liu, G. 2018. Modeling multi-turn conversation with deep utterance aggregation. *arXiv preprint arXiv:1806.09102*.
- Zhou, X.; Dong, D.; Wu, H.; Zhao, S.; Yu, D.; Tian, H.; Liu, X.; and Yan, R. 2016. Multi-view response selection

for human-computer conversation. In *Proceedings of the 2016 Conference on Empirical Methods in Natural Language Processing*, 372–381.

Zhou, X.; Li, L.; Dong, D.; Liu, Y.; Chen, Y.; Zhao, W. X.; Yu, D.; and Wu, H. 2018. Multi-turn response selection for chatbots with deep attention matching network. In *Proceedings of the 56th Annual Meeting of the Association for Computational Linguistics (Volume 1: Long Papers)*, 1118–1127.

A Parameter Sharing

Sharing parameters in dual-encoder structure is a common practice. As shown in Figure 2, for the encoders in the dotted line, sharing parameters may be beneficial. We try parameter sharing settings on the BE-QC and TE-DQS models, respectively. We add two sets of experiments on the MC test set of Reddit, as shown in Table 7. The results show that whether or not to share parameters has little impact on Coverage@K. Therefore, we can share encoder parameters to reduce model complexity with little loss of performance.

Our guess is as follows, the sampling strategy (with replacement) create a certain probability that the query and the context are exactly the same, so the multi-tower model can learn that two identical samples are positive samples for each other, even if the parameters of the encoders are not shared.

Retriever	Coverage@K			
	Top-1	Top-20	Top-100	Top-500
BE-QC	1.31	5.28	8.12	12.26
↪ share	1.29	5.26	8.12	12.26
TE-DQS	1.47	5.52	9.74	18.12
↪ share	1.49	5.51	9.73	18.11

Table 7: Impact of parameter sharing on model performance.

B Distillation Benefit

To more clearly show the performance gains of our model after distillation, we present the specific values of these gains in Table 8. Readers can compare the results in this table when reading the Distillation Benefit part in § 4.4. Positive Coverage@K and Relevance@K, and negative Perplexity@K all represent the improvement of model performance. After the distillation, the accuracy and correlation between the retrieved responses and the query increase, and the conditional perplexity decreases, indicating the huge benefits of distillation.

C Case Study

As sparse representations base method, BM25 system tends to retrieve responses that overlaps with the context. For some complicated cases, BM25 cannot correctly retrieve those seemingly unrelated, but are the best answer in the current context.

In second case of Table 9, BM25 selects the response that contains "Spider Man 2099" in the query. But in the context of the forum, "Can I get Spider Man 2099" is actually

looking for the e-book files of this comic. Compared to the comments of Spider Man 2099 given by BM25, our model retrieves "You got it PM (private message) sent!" is a harder to find, but more accurate response.

The third case is an in-game item trading query. In related forums, "keys" are used as currency. "Knife Scorched FT" and "19keys" in query respectively represent an item to be sold and its expected price. The result of BM25 covers "knife" and "key", but the meaning of the whole sentence does not match the query. On the other hand, our model selected "I only have 15keys", a standard bargaining, perfectly match the query.

There are also some examples such as case 4. Our model gives worse results than BM25. In case 4, CFC-QS retrieves a worse result, and the response retrieved by BE-QS is relatively better.

Dataset	Distillation		Coverage@K				Perplexity@K		Relevance@K	
	Before	After	Top-1	Top-20	Top-100	Top-500	Top-1	Top-20	Top-1	Top-20
Reddit	BE-QC	--> CFC-QC	+1.6	+1.2	+1.0	+0.7	-5.9	-2.6	+3.6	+2.7
	BE-QS	--> CFC-QS	+2.6	+1.9	+1.3	+0.9	-5.3	-3.0	+2.8	+2.7
	TE-DQS	--> CFC-DQS	+2.3	+1.8	+2.9	+1.3	-4.9	-2.1	+2.1	+2.1
Twitter	BE-QC	--> CFC-QC	+4.6	+2.9	+2.2	+1.7	-	-	-	-
	BE-QS	--> CFC-QS	+6.7	+4.8	+3.1	+2.4	-	-	-	-
	TE-DQS	--> CFC-DQS	+6.7	+4.9	+3.0	+1.5	-	-	-	-

Table 8: Model performance gain after distillation on the MC test set of Reddit and Twitter dataset

Number	Query	Method	Response	Rank
Case 1	My pc Isn't good enough unfortunately	Gold	How old is your computer ?	-
		CFC-QS	what are your PC specs ?	1
		BE-QS	Idk but apps aren't great on ps4 . My roku ultra is much faster for whatever reason .	2
		BM25	I' m on the edge . deals are good , but good enough to reactivate my pc ?	3
Case 2	Can I get Spider Man 2099	Gold	Good trade , thanks !	-
		CFC-QS	You got it PM sent !	1
		BE-QS	Sure , I by Paypal pls : xxx@hotmail.com	2
		BM25	right now , Spider man 2099 is the best written spider man .	3
Case 3	Gut Knife Scorched FT , worth 19keys	Gold	No thanks . Sorry	-
		CFC-QS	I only have 15keys .	1
		BE-QS	Add me on steam ! Nvm I added you .	2
		BM25	Nah only keys , knives are meh to me , all of'em .	3
Case 4	The email is returning failures to deliver	Gold	Should be working now .	-
		CFC-QS	THE email ? It's just email ! !	3
		BE-QS	It asks for your username I think , doesn't it ? Try just enter your username you used to register instead of the email and let me know if that works .	1
		BM25	did you get my email with the pic ?	2

Table 9: Four retrieved cases on our human evaluation set. We report Top-1 retrieved response of the three models as well as gold response. The Rank column is the ranking of the three responses given by the annotator (the lower the better).