

---

# Auditing AI models for Verified Deployment under Semantic Specifications

---

Homanga Bharadhwaj\*  
Carnegie Mellon University

De-An Huang  
NVIDIA

Chaowei Xiao  
NVIDIA

Anima Anandkumar  
NVIDIA  
California Institute of Technology

Animesh Garg  
NVIDIA  
University of Toronto

## Abstract

Auditing trained deep learning (DL) models prior to deployment is vital in preventing unintended consequences. One of the biggest challenges in auditing is in understanding how we can obtain human-interpretable specifications that are directly useful to the end-user. We address this challenge through a sequence of semantically-aligned unit tests, where each unit test verifies whether a predefined specification (e.g., accuracy over 95%) is satisfied with respect to controlled and semantically aligned variations in the input space (e.g., in face recognition, the angle relative to the camera). We perform these unit tests by directly verifying the semantically aligned variations in an interpretable latent space of a generative model. Our framework, `AuditAI`, bridges the gap between interpretable formal verification and scalability. With evaluations on four different datasets, covering images of towers, chest X-rays, human faces, and ImageNet classes, we show how `AuditAI` allows us to obtain controlled variations for verification and certified training while addressing the limitations of verifying using only pixel-space perturbations. A blog post accompanying the paper is at this link [auditai.github.io](https://auditai.github.io)

## 1 Introduction

Deep learning (DL) models are being ubiquitously deployed in a number of real-world applications, many of which are safety critical such as autonomous driving and healthcare [1–5]. As these models are prone to failure, especially under domain shifts, it is important to know when they would fail before their deployment. Inspired by failure-mode and effects analysis (FMEA) for control systems and software systems [6–8], we propose to *audit* DL models through a sequence of semantically-aligned *unit tests*, where each unit test verifies whether a pre-defined specification (e.g., accuracy over 95%) is satisfied with respect to controlled and semantically meaningful variations in the input space (e.g., the angle relative to the camera for a face image). Being semantically-aligned is critical for these unit tests to be useful for the end-user of the system to plan the model’s deployment.

The main challenge for auditing DL models through semantically-aligned unit tests is that most current large scale DL models lack an interpretable structure. This makes it difficult to quantify how the output varies given controlled semantically-aligned variations in the input from our unit tests. While there are works that aim to bring interpretable formal verification to DL models [9, 10], the scale is still far from the millions if not billions of parameters used in contemporary models [11–13].

On the other hand, auditing has taken the form of verified adversarial robustness for DL models in current literature [14–23]. However, this has mostly focused on adversarial perturbations in the pixel space, for example, through Interval Bound Propagation (IBP), where the output is guaranteed to

---

\*Work done during Homanga’s research internship at NVIDIA. Correspondence to [hbharadh@cs.cmu.edu](mailto:hbharadh@cs.cmu.edu)  
Preprint. Under review.

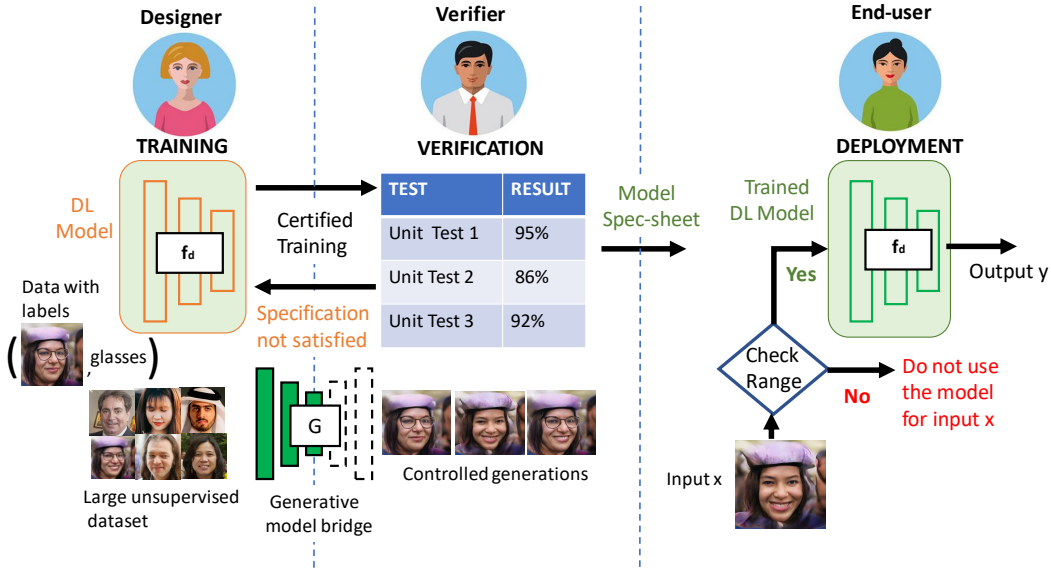


Figure 1: Basic outline of AuditAI. The designer is responsible for designing and training algorithms for a particular use case. The verifier lists a set of specifications that the trained model must satisfy. The verifier receives the trained model from the designer and with the set of specifications has to determine whether the model satisfies the specifications. If they are not satisfied, then the model is sent back to the designer for further updates. After that, the model is deployed to the end-user, with a model spec-sheet detailing the verified range of operation. At deployment, latent embeddings of the input inform the end-user whether the input is within model-specifications. Based on the spec-sheet, the end-user can decide in which settings to use the model.

be invariant to pixel perturbations within an  $\epsilon$ -ball of  $L_p$  norm [24, 25]. While these approaches are much more scalable to modern DL architectures, they are not directly applicable to perform our semantically meaningful unit tests for auditing DL models. Consider a unit test that verifies against the angle relative to the camera for a face image. A small variation in the angle (e.g., facing directly at the camera versus  $5^\circ$  to the left) can induce a large variation in the pixel space and quickly breaks the  $\epsilon$ -ball assumption.

**Technical Insight.** Based on the limitations above, we develop a framework for auditing, AuditAI. We address the gap between scalability and interpretability by proposing to verify the semantically meaningful variations directly in a semantically-aligned latent space of a generative model. We show that this leads to tighter and much more practical bounds in the output space through a variant of IBP, compared to pixel-based certified training, while bringing formal guarantees to large-scale models. Fig. 1 gives an overview of our auditing framework. We note that auditing is different from the problem tackled by Explainable AI [26] because explanations can be incorrect while remaining useful. Whereas in auditing, our aim is not to come up with plausible explanations for *why* the model behaves in a certain way, but to quantify *how* it behaves under semantically controlled variations of the input [27].

We consider a typical machine learning production pipeline (Fig. 1) with three parties, the *end-user* of the deployed model, the *verifier*, and the *designer* of the model. The verifier plays the critical role of verifying whether the model from the designer satisfies the need of the end-user. For example, unit test 1 could be verifying whether a given face classification model maintains over 95% accuracy when the face angle is within  $d^\circ$ , while unit test 2 could be checking under what lighting condition the model has over 86% accuracy. Once the verification is done, the end-user can then use the verified specification to determine whether to use the trained DL model during deployment. This important goal is made possible by the proposed unit tests that verifies semantically meaningful variations in the latent space.

### Summary of Contributions:

1. We develop a framework, AuditAI for auditing deep learning models by creating a bridge with a generative model such that they share the same semantically-aligned latent space.
2. We propose unit tests as a semantically-aligned way to quantify specifications that can be audited.

3. We address the limitations of verifying models with respect to pixel perturbations, and show how IBP can be applied from latent space variations while retaining provable verification guarantees.

We show that AuditAI is applicable to training, verification, and deployment across diverse datasets: ImageNet [28], Chest X-Rays [29, 30], LSUN [31], and Flickr Faces HQ (FFHQ) [32]. We theoretically show that AuditAI can verify whether a unit test is satisfied by generating a proof for verification based on bound propagation. For ImageNet, we show that AuditAI can train verifiably robust models which can tolerate 20% larger latent variations compared to pixel-based counterparts for the same overall verified accuracy of 88%. This translates to a 25% increase in pixel-space variations on average. The variations are measured as  $L_2$  distances in the latent and pixel-spaces respectively. The respective % increase in pixel-space variations that can be certified for Chest X-Rays, LSUN, and FFHQ are 22%, 19%, 24%. We conclude with a human-study of the quality of the generative model for different ranges of latent-space variations revealing that latent variations upto 100% of the nominal values result in realistic generated images indistinguishable from real images by humans.

## 2 AuditAI: A Deep Learning Audit Framework

In this section, we describe the details of our framework, AuditAI outlined in Fig. 1 for verifying and testing deep models before deployment. We propose to use *unit tests* to verify variations of interest that are semantically-aligned. The advantage of AuditAI is that the verified input ranges are given by several semantically aligned specifications for the end-user to follow during deployment. In the following sub-sections, we formally define unit tests, outline the verification approach, and describe the specifics of AuditAI with a GAN-bridge shown in Fig. 2.

### 2.1 Unit Test Definition

Consider a machine learning model  $f : \mathcal{X} \rightarrow \mathcal{Y}$  that predicts outputs  $y \in \mathcal{Y}$  from inputs  $x \in \mathcal{X}$  in dataset  $\mathcal{D}$ . Each of our unit test can be formulated as providing guarantees such that:

$$F(x, y) \leq 0 \quad \forall x \text{ s.t. } e_i(x) \in \mathcal{S}_{i,in}, y = f(x) \quad (1)$$

Here,  $i$  subscripts an unit test, encoder  $e_i$  extracts the variation of interest from the input  $x$ , and  $\mathcal{S}_{i,in}$  denotes the set of range of variation that this unit test verifies. If the condition is satisfied, then our unit test specifies that the output of the model  $f(x)$  would satisfy the constraint given by  $F(\cdot, \cdot) \leq 0$ .

For example,  $x$  could be an image of a human face, and  $f$  could be a classifier for whether the person is wearing eyeglasses ( $f \leq 0$  means wearing eyeglasses and  $f > 0$  means not wearing eyeglasses). Then  $e_i(\cdot)$  could be extracting the angle of the face from the image, and  $\mathcal{S}_{i,in}$  could be the set  $\{e_i(x) \mid \forall x \ |e_i(x)| < 30^\circ\}$  constraining the rotation to be smaller than  $30^\circ$ . And  $F(x, y) = -f(x)f(x_{0^\circ}) \leq 0$  says that our classifier output would not be changed from the corresponding output of  $x_{0^\circ}$ , the face image of  $x$  without any rotation. In this case, when the end-user is going to deploy  $f$  on a face image, they can first apply  $e_i(\cdot)$  to see if the face angle lies within  $\mathcal{S}_{i,in}$  to decide whether to use the model  $f$ .

### 2.2 Verification Outline

Given a specification  $F(x, y) \leq 0$ , we need to next answer the following questions:

1. How do we obtain the corresponding components  $(e_i, \mathcal{S}_{i,in})$  in Eq. (1)?
2. What can we do to guarantee that  $F(x, y) \leq 0$  is indeed satisfied in this case?

For the sake of illustration, we first consider a scenario with a less realistic assumption. We will then discuss how we can relax this assumption. In this scenario, we assume that we are already given the encoder  $e_i$  and a corresponding generator  $g_i$  that inverts  $e_i$ . Continuing the previous example,  $e_i$  can extract the face angle of a given face image. On the other hand,  $g_i(x_{0^\circ}, d^\circ)$  would be able to synthesize arbitrary face image  $x_{d^\circ}$  that is the same as  $x_{0^\circ}$  except being rotated by  $d^\circ$ .

Given the generator  $g_i$  and the encoder  $e_i$ , we propose to obtain  $\mathcal{S}_{i,in}$  building on interval bound propagation (IBP) [24]. We include a treatment of IBP preliminaries in Appendix A.1. Here,  $\mathcal{S}_{i,in}$  is the largest set of variations such that the specification  $F(x, y) \leq 0$  is satisfied. Given a set of variations  $\mathcal{S}_{i,in}$ , IBP-based methods can be used to obtain a bound on the output of the network

$\mathcal{S}_{i,out} = \{y : l_y \leq y \leq u_y\}$  and it can be checked whether the specification  $F(x, y) \leq 0$  is satisfied for all values in  $\mathcal{S}_{i,out}$ . We can start with a initial set  $\mathcal{S}_{i,in}^0$  and apply  $g_i$  to this set. Then, we can first find out what would be the corresponding convex bound of variations of  $\mathcal{S}_{i,in}^0$  in the image space  $\mathcal{X}$ . We can subsequently propagate this bound in  $\mathcal{X}$  through  $f$  to  $\mathcal{Y}$  to get  $\mathcal{S}_{i,out}^0$  and check whether  $F(x, y) \leq 0$  is satisfied. By iteratively searching for the largest set  $\mathcal{S}_{i,in}^j$  such that  $F(x, y) \leq 0$  is still satisfied by  $\mathcal{S}_{i,out}^j$ , we can obtain  $\mathcal{S}_{i,in}$  given  $F$ .

### 2.3 Certified Training through Latent Representation

In the previous section, we are able to find the set  $\mathcal{S}_{i,in}$  such that Eq. (1) is satisfied given specification  $F$ , encoder  $e_i$ , generator  $g_i$ . However, there are several challenges that limit the practical application of this scenario. First and foremost, while significant progress has been made in generative models, especially controlled generation [33, 34], the assumption of having  $g_i$  apriori is still unrealistic. In addition, since the propagated bound is convex, one can imagine that the bound in  $\mathcal{X}$  (high dimensional image-space) would be much larger than needed. This leads to a much narrower estimate of  $\mathcal{S}_{i,in}$ . While it could be true that Eq. (1) is satisfied, we still need a non-trivial size of  $\mathcal{S}_{i,in}$  for the framework to be useful. For example, if  $\mathcal{S}_{i,in}$  constrains face angle rotations to be within  $1^\circ$  then it may not be practical for the end-user.

For auditing ML models thoroughly, we require clear separation between the development and testing phases (i.e. black-box verification). However, it might also be desirable in practice to train the model in such a way that the unit tests are likely to be satisfied in the first place. In this case, we do have a tighter connection between the designer and the verifier. We show that by relaxing the black-box constraint, we can simultaneously address the previously listed challenges in a white-box setting.

Now that we have access to the internal working and design of the ML model  $f$ , we propose to bypass the image generation step in our verification process through the use of latent disentangled representations. More specifically, consider a ML model mapping  $f : \mathcal{X} \rightarrow \mathcal{Z} \rightarrow \mathcal{Y}$  (denote by  $f_d : \mathcal{Z} \rightarrow \mathcal{Y}$  the downstream task) and a generative model mapping  $g : \mathcal{X} \rightarrow \mathcal{Z} \rightarrow \hat{\mathcal{X}}$ , such that  $f$  and  $g$  share a common latent space  $\mathcal{Z}$  by virtue of having a common encoder  $e(\cdot)$  (Fig. 2).

Since  $\mathcal{S}_{i,in}$  is a subset of the range of  $e$ , we have  $\mathcal{S}_{i,in} \subseteq \mathcal{Z}$ . This further implies that we do not have to apply IBP through  $g$  and the whole  $f$ . Instead we only have to apply it through  $f_d$ , which does not involve the expansion to the pixel space  $\mathcal{X}$ . We show in the experiment (Section 4) that this is important to have a practically useful  $\mathcal{S}_{i,in}$ . In addition, AuditAI also alleviates the need of having a perfect generative model, as long as we can learn a latent space  $\mathcal{Z}$  through an inference mechanism.

**Learning the latent space.** There are three requirements for the latent space. First, it should be *semantically-aligned* for us to specify unit tests in this space. A good example is *disentangled* representation [35, 36], where each dimension of the latent code would correspond to a semantically aligned variation of the original image. As shown in Figure 2, a latent dimension could correspond to the pose variation, and we can select  $e_i$  to be the value of this dimension, and  $\mathcal{S}_{i,in}$  as the proper range that the model would be verified for. Second, our model should be *verifiable*, where the latent space is learned such that the corresponding  $\mathcal{S}_{i,in}$  is as large as possible given a specification function  $F$ . In this case, AuditAI can be seen as doing *certified training* [25] to improve the verifiability of the model. Finally, the latent space should be able to perform well on the downstream task through

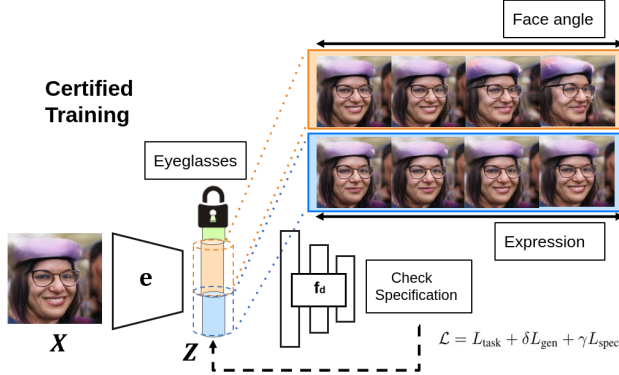


Figure 2: Instead of variations at the level of input (e.g. pixels), consider variations in the latent space. Given a specification, we use a variant of interval-bound propagation (IBP) to verify if the specification is satisfied for  $\epsilon$ -ball latent space variations for particular latent dimensions.

$f_d$ . Combining these three criteria, our full training criteria:

$$\mathcal{L} = L_{\text{task}} + \gamma L_{\text{spec}} + \delta L_{\text{gen}} \quad (2)$$

combines three losses  $L_{\text{gen}}$ ,  $L_{\text{spec}}$ , and  $L_{\text{task}}$  that would encourage interpretability, verifiability, and task performance respectively. We explain each of the losses below:

**Task Performance** ( $L_{\text{task}}$ ). Let,  $\text{CE}(\cdot)$  denote the standard cross-entropy loss.  $L_{\text{task}}$  captures the overall accuracy of the downstream task and can be expressed as  $L_{\text{task}} = \text{CE}(z_K, y_{\text{true}})$ .

**Verifiability** ( $L_{\text{spec}}$ ). Let  $f_d$  be a feedforward model (can have fully connected / convolutional / residual layers) with  $K$  layers  $z_{k+1} = h_k(W_k z_k + b_k)$ ,  $k = 0, \dots, K - 1$ , where,  $z_0 = e(x)$ ,  $z_K$  denotes the output logits, and  $h_k$  is the activation function for the  $k^{\text{th}}$  layer. The set of variations  $\mathcal{S}_{i,\text{in}}$  could be such that the  $l_p$  norm for the  $i^{\text{th}}$  latent dimension is bounded by  $\epsilon$ , i.e.  $\mathcal{S}_{i,\text{in}} = \{z : \|z_i - z_{0,i}\|_p \leq \epsilon\}$ . We can bound the output of the network  $\mathcal{S}_{\text{out}} = \{z_K : l_K \leq z_K \leq u_K\}$  through a variant of interval bound propagation (IBP). Let the specification be  $F(z, y) = c^T z_K + d \leq 0$ ,  $\forall z \in \mathcal{S}_{i,\text{in}}, z_K = f_d(z)$ .

For a classification task, this specification implies that the output logits  $z_K$  should satisfy a linear relationship for each latent space variation such that the classification outcome  $\arg \max_i z_{K,i}$  remains equal to the true outcome  $y_{\text{true}}$  corresponding to  $z_0$ . To verify the specification, IBP based methods search for a counter-example, which in our framework amounts to solving the following optimization problem, and checking whether the optimal value is  $\leq 0$ .

$$\max_{z \in \mathcal{S}_{i,\text{in}}} F(z, y) = c^T z_K + d \quad \text{s.t.} \quad z_{k+1} = h_k(W_k z_k + b_k) \quad k = 0, \dots, K - 1 \quad (3)$$

By following the IBP equations for bound-propagation, we can obtain upper and lower bounds  $[\underline{z}_K, \bar{z}_K]$  which can be used to compute the worst case logit difference  $\bar{z}_{K,y} - \underline{z}_{K,y_{\text{true}}}$  between the true class  $y_{\text{true}}$  and any other class  $y$ . We define  $\hat{z}_K = \bar{z}_{K,y}$  (if  $y \neq y_{\text{true}}$ );  $\hat{z}_K = \underline{z}_{K,y_{\text{true}}}$  (otherwise). Then, we can define  $L_{\text{spec}}$  as  $L_{\text{spec}} = \text{CE}(\hat{z}_K, y_{\text{true}})$ . In practice, we do not use IBP, but an improved approach CROWN-IBP [25] that provides tighter bounds and more stable training, based on the AutoLiRPA library [37]. We mention details about the specifics of this in the Appendix.

**Interpretability** ( $L_{\text{gen}}$ ). Finally, we have a loss term for the generative model, which could be a VAE, a GAN, or variants of these. If the model is a GAN, then we would have an optimization objective for GAN inversion. Let's call the overall loss of this model  $L_{\text{gen}}$ . Note that  $L_{\text{gen}}$  could also encapsulate other loss objectives for more semantically-aligned disentanglement. Typically we would train this generative model on a large amount of unlabelled data that is not available for training the classifier we are verifying. We discuss specifics about this for each experiment in the Appendix.

## 2.4 Deployment

Based on the perturbation radius  $\epsilon$  and the nominal  $z_0$ , we have different ranges  $[z_0^n - \mathbb{1}_i \epsilon, z_0^n + \mathbb{1}_i \epsilon]$  for the verified error at the end of training the classifier. Here,  $z_0^n = e(x^n) \quad \forall n = 1, \dots, N$  in the dataset  $\mathcal{D}_{\text{train}}$  and  $\mathbb{1}_i = 1$  for the  $i^{\text{th}}$  dimension (corresponding to the  $i^{\text{th}}$  unit test) and is 0 otherwise. We can convert this per-sample bound to a global bound for the  $i^{\text{th}}$  latent code,  $[\bar{z}_i, \underline{z}_i]$  by considering an aggregate statistic of all the ranges, for example

$$[\bar{z}_i, \underline{z}_i] = [\mu(\{z_{0,i}^n - \mathbb{1}_i \epsilon\}_{n=1}^N) - \sigma(\{z_{0,i}^n - \mathbb{1}_i \epsilon\}_{n=1}^N), \mu(\{z_{0,i}^n + \mathbb{1}_i \epsilon\}_{n=1}^N) + \sigma(\{z_{0,i}^n + \mathbb{1}_i \epsilon\}_{n=1}^N)]$$

Here,  $\mu(\cdot)$  denotes the mean and  $\sigma(\cdot)$  denotes the standard deviation. Note that this is a global bound on the range of variations for only the latent dimension corresponding to the unit test, and does not concern the other dimensions.

During deployment, the end-user receives the model spec-sheet containing values of  $[\bar{z}_i, \underline{z}_i]$  for each unit test  $i$  and results with different values of perturbation radius  $\epsilon$ . Now, if the end-user wants to deploy the model on an evaluation input  $x_{\text{eval}}$ , they can encode it to the latent  $\mathcal{Z}$  space to get code  $z_{\text{eval}}$  and check whether  $z_{\text{eval},i} \in [\bar{z}_{0,i}, \underline{z}_{0,i}]$  in order to decide whether to deploy the model for this evaluation input.

## 3 Theoretical Results

We show that although AuditAI considers perturbations in the latent space that allows a large range of semantic variations in the pixel-space, it retains the theoretical guarantees of provable verification analogous to IBP-based adversarial robustness [25, 24, 37] that consider pixel-perturbations.

**Theorem 1 (Verification.** The verifier can verify whether the trained model from the designer satisfies the specifications, by generating a proof of the same). *Let  $x \in \mathcal{X}$  be the input,  $z_0 = e(x)$  be the latent code, and  $\mathcal{S}_{i,in} = \{z : \|z_i - z_{0,i}\|_p \leq \epsilon\}$  be the set of latent perturbations. Then, the verifier is guaranteed to be able to generate a proof for verifying whether the linear specification on output logits  $c^T z_K + d \leq 0 \quad \forall z \in \mathcal{S}_{i,in}, z_K = f_d(z)$  (corresponding to unit test  $i$ ) is satisfied.*

*Proof.* Here we provide a proof sketch and mention details in the Appendix A.2. The verifier can generate a proof by searching for a worst-case violation  $\max_{z \in \mathcal{S}_{i,in}} c^T z_K + d \quad s.t. \quad z_{k+1} = h_k(W_k z_k + b_k) \quad k = 0, \dots, K - 1$ . If the optimal value of this  $< 0$ , then the specification is satisfied. The verifier applies Interval-bound Propagation (IBP) to obtain an upper bound  $\bar{z}_K$  on the solution of this optimization problem, and checks whether the upper bound  $\bar{z}_K < 0$ .  $\square$

It is important to note that the proof the verifier generates to check whether the specification holds relies on computing an upper bound  $\bar{z}_K$  and checking whether the upper bound  $\bar{z}_K < 0$ . If the upper bound is not tight, then there may be cases when the true solution  $< 0$  (meaning the specification in Theorem 1 is indeed satisfied) while the upper bound  $\bar{z}_K > 0$  (implying the verifier will state that the specification is not satisfied). This form of *err on the side of caution* is a natural consequence of proof by generating a worst case example, and follows directly from IBP.

## 4 Experiments

We perform experiments with four datasets in different application domains. We choose the datasets ImageNet, LSUN, FFHQ, and CheXpert where current state of the art generative models have shown strong generation results [32, 34, 33]. We show an illustration of what the generated images under latent perturbations look like in Fig 3. Through experiments, we aim to understand the following:

1. How do the verified error rates vary with the magnitude of latent perturbations?
2. How does AuditAI compare against pixel-perturbation based verification approaches?
3. How does AuditAI perform during deployment under domain shift?

### 4.1 ImageNet

ImageNet contains 1000 different classes of objects. We consider a BigBiGAN model [38] as the base generative model such that the latent space is class conditional, and we can obtain latent codes corresponding to specific classes. So, latent perturbations correspond to variations in different images within the same class. The specification for verification is that the classifier outputs the correct class for all latent perturbations  $\epsilon$ . This is an unit test because we can verify with respect to each class separately. Table 1 shows results for different  $\epsilon$  on the test set. The results confirm the intuition that increasing  $\epsilon$  increases the verified error due to wider latent perturbations.

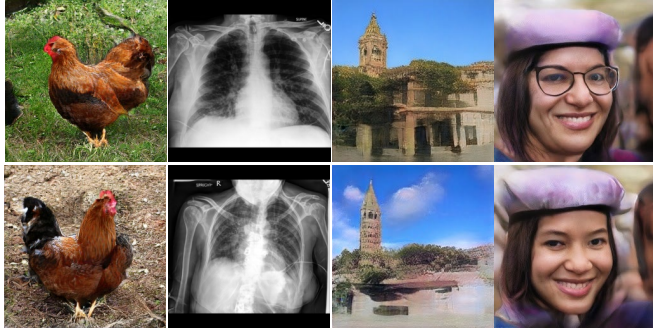


Figure 3: Generated samples from latent space manipulation of features on the ImageNet, CheXpert, LSUN Tower, and the FFHQ datasets. We respectively show two images of a hen looking left and right, chest X-ray images with and without pneumonia, Towers with and without vegetation and faces, with and without glasses. These are examples of features that can be controlled through latent space manipulations.

In Table 2, we compare a pixel-based robust training approach with our framework, both trained with the same underlying algorithm CROWN-IBP [25]. For the same verified test error, we have the corresponding latent perturbation for AuditAI (call it  $\epsilon_1$ ) and the pixel perturbation for the pixel-based approach (call it  $\epsilon_2$ ). Based on  $\epsilon_2$  we compute the bound for the intermediate latent node,  $\epsilon_{21}$ . Since comparing  $\epsilon_1$  and  $\epsilon_{21}$  directly may not be meaningful due to different nominal values of the latent code, we consider the fraction  $\epsilon/z_{nom}$  and plot the resulting values in Table 2. We observe that  $\epsilon_1/z_{nom_1} \gg \epsilon_{21}/z_{nom_{21}}$  indicating tolerance to much larger latent variations. Since a wider

Table 1: Verified Error fraction on a subset (100 classes) of the **ImageNet** dataset. Results are on the held-out test set of the dataset and correspond to training the classifier with the same  $\epsilon$  during training. S.D. is over four random seeds of training. **100 classes** is the average value of 100 unit tests over all the 100 classes while **min class** and **max class** respectively correspond to the minimum and maximum verified errors for unit tests over each class. Alongside each  $\epsilon$  we represent the % with respect to the nominal value it corresponds to (the nominal value of  $\epsilon$  is 0.02, so  $\epsilon = 0.005$  is 25% of 2.0). Lower is better.

<b>ImageNet</b>	$\epsilon = 0.005(25\%)$	$\epsilon = 0.01(50\%)$	$\epsilon = 0.015(75\%)$	$\epsilon = 0.02(100\%)$	$\epsilon = 0.05(200\%)$
<b>100 classes</b>	0.20±0.05	0.51±0.06	0.57±0.05	0.89±0.04	0.94±0.05
<b>min class</b>	0.07±0.06	0.33±0.02	0.41±0.05	0.58±0.05	0.86±0.07
<b>max class</b>	0.41±0.04	0.68±0.04	0.73±0.06	0.93±0.05	0.99±0.05

Table 2: Comparison of pixel-based variation for robust training and AuditAI on a subset (100 classes) of the **ImageNet** dataset. We tabulate the values below relative to the nominal values of the corresponding latent codes (i.e.  $\epsilon/z_{nom}$ ) and observe that  $\epsilon_1/z_{nom_1} \gg \epsilon_{21}/z_{nom_{21}}$ . Since a wider latent perturbation corresponds to a wider set of generated images, AuditAI effectively verifies over a larger range of image variations. Higher is better.

<b>ImageNet 100 classes</b>				
<b>Verified Error</b>	<b>0.88</b>		<b>0.50</b>	
<b>Method</b>	<b>Pixel-based <math>\epsilon_{21}</math></b>	<b>AuditAI <math>\epsilon_1</math></b>	<b>Pixel-based <math>\epsilon_{21}</math></b>	<b>AuditAI <math>\epsilon_1</math></b>
<b>% Latent variation</b>	0.21%	20%	0.14%	12%

latent variation corresponds to a wider set of generated images, AuditAI effectively verifies over a larger range of image variations, compared to perturbations at the level of pixels. In addition, when we translate the latent perturbations of AuditAI to the pixel space of the generative model, we obtain on average 20%, and 17% larger variations measured as  $L_2$  distances compared to the pixel-based approach for a verified error of 0.88 and 0.50 respectively.

Table 3: Verified Error fraction on the **CheXpert** dataset. Results are on the held-out test set of the dataset and correspond to training the classifier with the same  $\epsilon$  during training. S.D. is over four random seeds of training. Each row is a unit test as it corresponds to verifying a classifier for a particular condition. Alongside each  $\epsilon$  we represent the % with respect to the nominal value it corresponds to (the nominal value of  $\epsilon$  is 2.0, so  $\epsilon = 0.5$  is 25% of 2.0). Lower is better.

<b>Unit Test</b>	$\epsilon = 0.5(25\%)$	$\epsilon = 1.0(50\%)$	$\epsilon = 1.5(75\%)$	$\epsilon = 2.0(100\%)$	$\epsilon = 4.0(200\%)$
<b>Pneumonia</b>	0.02±0.01	0.12±0.03	0.24±0.05	0.43±0.04	0.51±0.05
<b>Edema</b>	0.03±0.03	0.14±0.04	0.22±0.04	0.41±0.03	0.55±0.06
<b>Fracture</b>	0.04±0.02	0.14±0.03	0.22±0.05	0.42±0.02	0.52±0.03

## 4.2 CheXpert

CheXpert [29] contains 200,000 chest radiograph images with 14 labeled observations corresponding to conditions like pneumonia, fracture, edema etc. We consider a PGGAN [34] as the base generative model such that the latent space is class-conditional. We consider three separate binary classification tasks with respect to the presence or absence of three conditions: pneumonia, fracture, and edema. We consider the entire dataset for training the generative model, but for the classifiers we only use positive (presence of the condition) and negative (absence of the condition) data with an 80-20 train/test split. Table 3 shows results for different  $\epsilon$  on the test set for each classifier.

As a sanity check, in order to determine whether the generative model behaves correctly with respect to class conditional generation, we consider an off-the-shelf classifier for pneumonia detection trained on real images of pneumonia patients [39]. We randomly sample 1000 images from the generative model for each value of  $\epsilon = 0.5, 1.0, 1.5, 2.0$  and evaluate the accuracy of the off-the-shelf classifier on these generated images. We obtain respective accuracies 85%, 84%, 81%, 75% indicating highly reliable generated images.

**Deployment under domain-shift.** In order to better understand the process of deploying the trained model on a dataset different from the one used in training, we consider the dataset NIH Chest

Table 4: **Domain shift study.** Evaluation on the **NIH Chest X-Rays** dataset, after being trained on the CheXpert dataset. We perform certified training of the models with  $\epsilon = 1.0$  on CheXpert and deploy it on 5000 images of a different dataset to quantify evaluation performance under potential domain shift. We tabulate the values of precision, recall, and overall accuracy. Higher is better.

<b>Method</b>	Pixel-based			AuditAI		
<b>Metric</b>	<b>Precision</b>	<b>Recall</b>	<b>Accuracy</b>	<b>Precision</b>	<b>Recall</b>	<b>Accuracy</b>
<b>Pneumonia</b>	0.78±0.03	0.74±0.04	0.80±0.03	0.83±0.04	0.78±0.05	0.84±0.05
<b>Edema</b>	0.79±0.05	0.75±0.03	0.81±0.04	0.84±0.04	0.79±0.03	0.86±0.04

Table 5: Verified Error fraction on the **FFHQ** and **LSUN** datasets. For FFHQ, the task is to classify whether eyeglasses are present, and the unit tests correspond to variations with respect to pose and expression of the face. For LSUN Tower, the task is to classify whether green vegetation is present on the tower, and the unit tests correspond to variations with respect to clouds in the sky and brightness of the scene. Results are on the held-out test set of the dataset and correspond to training the classifier with the same  $\epsilon$  during training. S.D. is over four random seeds of training. Lower is better.

<b>FFHQ</b>	$\epsilon = 0.5(25\%)$	$\epsilon = 1.0(50\%)$	$\epsilon = 1.5(75\%)$	$\epsilon = 2.0(100\%)$	$\epsilon = 3.0(150\%)$
<b>Pose test</b>	0.01±0.02	0.20±0.05	0.37±0.03	0.48±0.03	0.53±0.06
<b>Expression test</b>	0.01±0.02	0.13±0.04	0.29±0.04	0.58±0.01	0.56±0.03
<b>LSUN Tower</b>	$\epsilon = 0.5(25\%)$	$\epsilon = 1.0(50\%)$	$\epsilon = 1.5(75\%)$	$\epsilon = 2.0(100\%)$	$\epsilon = 3.0(150\%)$
<b>Cloud test</b>	0.02±0.03	0.14±0.02	0.32±0.05	0.44±0.06	0.51±0.03
<b>Brightness test</b>	0.01±0.01	0.18±0.03	0.35±0.05	0.49±0.04	0.54±0.03

X-rays [30]. This dataset contains (image, label) pairs for different anomalies including pneumonia and edema. We perform certified training on CheXpert for different values of  $\epsilon$  (results of this are in Table 3) and deploy the trained model to the end-user. The end-user samples 5000 images from the NIH Chest X-rays dataset, encodes them to the latent space with trained encoder  $e(\cdot)$  and uses the trained downstream task classifier  $f_d(\cdot)$  to predict the anomaly in the image. In Table 4, we list the precision, recall, and overall accuracy among the 5000 images for two conditions, presence of pneumonia and edema. We observe that the results for AuditAI are on average 5% higher than the pixel-based approach. This intuitively makes sense because from Table 2 and section 4.1, we see that AuditAI covers about 20% larger variations in the pixel space and so the odds of the images at deployment lying in the verified range are higher for AuditAI.

### 4.3 FFHQ

Flicker Faces HQ [32] contains 70,000 unlabeled images of normal people (and not just celebrities as opposed to the CelebA [40] dataset). We train a StyleGAN model [32] on this dataset and use existing techniques [41–43] to identify directions of semantic change in the latent space. We identify latent codes (set of dimensions of  $\mathcal{Z}$ ) corresponding to `expression` (`smile`), `pose`, and `presence of eyeglasses`. We define the task for the classifier to be detection of whether eyeglasses are present and define unit tests to be variations in the latent code with respect to expression and pose (while keeping the code for eyeglasses invariant). Table 6 shows the results of these unit tests corresponding to different latent perturbations  $\epsilon$ . We see that the verified error is upto 20% for over 50% larger variations compared to nominal values. Based on this spec-sheet table, during deployment, the end-user can check whether the encoding of input image lies in the desired accuracy ranges for pose and expression, and then decide whether to use the model.

### 4.4 LSUN Tower

The LSUN Tower dataset [31] contains 50,000 images of towers in multiple locations. Similar to the FFHQ setup above, we train a StyleGAN model on this dataset and use existing techniques [42, 44] to identify directions of semantic change in the latent space. We identify latent codes corresponding to `clouds`, `vegetation`, and `sunlight/brightness`. We define the task for the classifier to be detection of whether vegetation is present and define unit tests to be variations in the latent code with respect to how cloudy the sky is, and how bright the scene is (while keeping the code for vegetation invariant). Table 6 shows the results of these unit tests corresponding to different latent perturbations



$\epsilon$ . We see that the verified error is upto 18% for over 50% larger variations compared to nominal values. Based on this spec-sheet table, during deployment, the end-user can check whether the encoding of input image lies in the desired accuracy ranges for clouds in the sky and brightness of the scene, and then decide whether to use the model.

## 5 Human Perceptual Study: How realistic are the generated images?

We employ Amazon Mechanical Turk [45] to better understand the generative model trained for the Chest X-ray dataset and determine the limits of latent space variations for which generations are *realistic*. This study is to determine the maximum value of  $\epsilon$  for which generations are realistic to the human eye, such that we verify and report in the spec-sheet values of  $\epsilon$  only upto the range of realistic generations. We note that this study is to understand the generative model and not the trained classifier. We employ a similar experimental protocol as [46, 47] and mention details in the Appendix A.4. We generated 2000 images by sampling latent codes within each  $\epsilon$  range of variation. Alongside each  $\epsilon$  we represent the % with respect to the nominal value it corresponds to (the nominal value of  $\epsilon$  is 2.0, so  $\epsilon = 0.5$  is 25% of 2.0) in Fig 4. We see that the humans who participated in our study had close to 50% correct guesses for  $\epsilon$  upto 1.0, indicating generations indistinguishable from real images. For  $\epsilon \geq 4.0$  the correct guess rate is above 70% indicating that the generations in these ranges of latent variations are not realistic, and so the verified accuracy for these ranges should not be included in the spec-sheet.

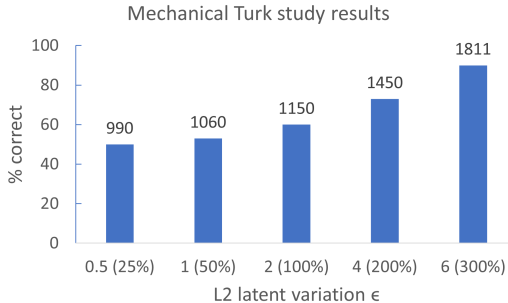


Figure 4: Amazon MTurk study involving 2000 human evaluations for each value of  $\epsilon$  in a study of CheXpert Chest X-ray images. We showed pairs of real and generated images to the MTurk workers who chose to take part in our study and asked them to identify which image is real and which is fake (generated). A value close to 50% indicates that the MTurk workers were unable to distinguish the real images from the generated ones, indicating that the generated images looked as good as the real images.

For  $\epsilon \geq 4.0$  the correct guess rate is above 70% indicating that the generations in these ranges of latent variations are not realistic, and so the verified accuracy for these ranges should not be included in the spec-sheet.

## 6 Related Works

**Adversarial robustness.** Multiple prior works have studied a subset of the audit problem in terms of adversarial robustness [48, 49, 24, 50–57]. Adversarial examples are small perturbations to the input (for images at the level of pixels; for text at the level of words) which mislead the deep learning model. Generating adversarial examples has been widely studied [58–71] and recent approaches have devised defenses against adversarial examples [15–25]. Some of these approaches like [24] and [25] provide provable verification bounds on an output specification based on the magnitude of perturbations in the input. These approaches have largely showed robustness and verification to norm bounded adversarial perturbations without trying to verify with respect to more semantically aligned properties of the input. Some papers [72–74] consider semantic perturbations like rotation, translation, occlusion, brightness change etc. directly in the pixel space, so the range of semantic variations that can be considered are more limited. This is a distinction with AuditAI, where by perturbing latent codes directly (as opposed to pixels), the range of semantic variations captured are much larger. In [75], the authors model perturbation sets for images with perturbations (like adversarial corruptions) explicitly such that a conditional VAE can be trained. While, for AuditAI, we identify directions of latent variations that are present in pre-trained GANs, and as such do not require explicit supervision for training the generative model, and can scale to datasets like ImageNet and CheXpert, and high dimensional images like that in FFHQ.

**Neural network interpretability.** With the rapid rise of highly reliable generative models, many recent works have sought to analyze the latent space of such models and how the latent space can be manipulated to obtain semantic variations in the output image. [76] use text embeddings from CLIP [77] to perform directed semantic changes in the generated images, for example introduction of a particular artifact in the room or change in the color of a bird. [41–43] identify latent code dimensions corresponding to pose of the body/face, expression of the face, orientation of beds/cars

in the latent space of generative models like PGGAN [34] and StyleGAN [32]. By manipulating these latent dimensions, the output images can be controllably varied. In addition, there have been other papers that sought to understand what the neural network weights are learning in the first place [78, 79] in an attempt to explain the predictions of the networks.

**Auditing.** While we proposed a framework for auditing of DL models, a complimentary problem is to audit datasets that are used for training DL models. In [80], the authors proposed a checklist of questions to be answered while releasing datasets that relate to the motivation, composition, collection process, processing, and distribution of the dataset. In [81], the authors proposed a checklist of questions that should be answered while releasing DL models that relate to their motivation, intended use cases, training details, and ethical considerations. These papers formed a part of our motivation and provided guidance in formalizing the audit problem for DL models.

## 7 Discussion and Conclusion

In this paper we developed a framework for auditing of deep learning (DL) models. There are increasingly growing concerns about innate biases in the DL models that are deployed in a wide range of settings and there have been multiple news articles about the necessity for auditing DL models prior to deployment<sup>23</sup>. Our framework formalizes this audit problem which we believe is a step towards increasing safety and ethical use of DL models during deployment. We address specific ethical concerns of the framework, `AuditAI` below:

1. `AuditAI` relies on the use of deep generative models, trained on a large set of unsupervised data and the training objective encourages mimicking the training distribution. As such, any bias introduced in data collection will make the generative model generate samples with a similar bias.
2. In the paper, we perform human studies through Amazon Mechanical Turk, in order to determine the image generation quality of the generative model. We have obtained the necessary permissions from our employer prior to performing this study.
3. All the datasets used in the paper for experimentally demonstrating the efficacy of the framework are publicly available standard machine learning datasets - ImageNet, CheXpert, LSUN, FFHQ. To the best of our knowledge, the datasets do not contain any personally identifiable information.

One of the limitations of `AuditAI` is that its interpretability is limited by that of the built-in generative model. While exciting progress has been made for generative models, we believe it is important to incorporate domain expertise to mitigate potential dataset biases and human error in both training & deployment. Currently, `AuditAI` doesn't directly integrate human domain experts in the auditing pipeline, but indirectly uses domain expertise in the curation of the dataset used for creating the generative model. Although we have demonstrated `AuditAI` primarily for auditing computer vision classification models, we hope that this would pave the way for more sophisticated domain-dependent AI-auditing tools & frameworks in language modelling and decision-making applications.

## Acknowledgement

We thank everyone in the AI Algorithms team at NVIDIA Research for helpful discussions throughout the project, and for providing critical feedback during the internal reviews.

---

<sup>2</sup><https://www.technologyreview.com/2021/02/11/1017955/auditors-testing-ai-hiring-algorithms-bias-big-questions-remain/>, Feb 11, 2021

<sup>3</sup><https://www.wired.com/story/ai-needs-to-be-audited/>, Jul 10, 2019

## References

- [1] Alex Kendall, Jeffrey Hawke, David Janz, Przemyslaw Mazur, Daniele Reda, John-Mark Allen, Vinh-Dieu Lam, Alex Bewley, and Amar Shah. Learning to drive in a day. In *2019 International Conference on Robotics and Automation (ICRA)*, pages 8248–8254. IEEE, 2019.
- [2] Sergio Casas, Cole Gulino, Renjie Liao, and Raquel Urtasun. Spatially-aware graph neural networks for relational behavior forecasting from sensor data. *arXiv preprint arXiv:1910.08233*, 2019.
- [3] Andre Esteva, Alexandre Robicquet, Bharath Ramsundar, Volodymyr Kuleshov, Mark DePristo, Katherine Chou, Claire Cui, Greg Corrado, Sebastian Thrun, and Jeff Dean. A guide to deep learning in healthcare. *Nature medicine*, 25(1):24–29, 2019.
- [4] Riccardo Miotto, Fei Wang, Shuang Wang, Xiaoqian Jiang, and Joel T Dudley. Deep learning for healthcare: review, opportunities and challenges. *Briefings in bioinformatics*, 19(6):1236–1246, 2018.
- [5] Andrew W Senior, Richard Evans, John Jumper, James Kirkpatrick, Laurent Sifre, Tim Green, Chongli Qin, Augustin Žídek, Alexander WR Nelson, Alex Bridgland, et al. Improved protein structure prediction using potentials from deep learning. *Nature*, 577(7792):706–710, 2020.
- [6] Sheng-Hsien Gary Teng and Shin-Yann Michael Ho. Failure mode and effects analysis. *International journal of quality & reliability management*, 1996.
- [7] Eric C Ford, Ray Gaudette, Lee Myers, Bruce Vanderver, Lilly Engineer, Richard Zellars, Danny Y Song, John Wong, and Theodore L DeWeese. Evaluation of safety in a radiation oncology setting using failure mode and effects analysis. *International Journal of Radiation Oncology\* Biology\* Physics*, 74(3):852–858, 2009.
- [8] Javier Puente, Raúl Pino, Paolo Priore, and David de la Fuente. A decision support system for applying failure mode and effects analysis. *International Journal of Quality & Reliability Management*, 2002.
- [9] Patrick Henriksen and Alessio Lomuscio. Efficient neural network verification via adaptive refinement and adversarial search. In *ECAI 2020*, pages 2513–2520. IOS Press, 2020.
- [10] Changliu Liu, Tomer Arnon, Christopher Lazarus, Christopher Strong, Clark Barrett, and Mykel J Kochenderfer. Algorithms for verifying deep neural networks. *arXiv preprint arXiv:1903.06758*, 2019.
- [11] Kaiming He, Xiangyu Zhang, Shaoqing Ren, and Jian Sun. Deep residual learning for image recognition. In *Proceedings of the IEEE conference on computer vision and pattern recognition*, pages 770–778, 2016.
- [12] Forrest Iandola, Matt Moskewicz, Sergey Karayev, Ross Girshick, Trevor Darrell, and Kurt Keutzer. Densenet: Implementing efficient convnet descriptor pyramids. *arXiv preprint arXiv:1404.1869*, 2014.
- [13] Tom B Brown, Benjamin Mann, Nick Ryder, Melanie Subbiah, Jared Kaplan, Prafulla Dhariwal, Arvind Neelakantan, Pranav Shyam, Girish Sastry, Amanda Askell, et al. Language models are few-shot learners. *arXiv preprint arXiv:2005.14165*, 2020.
- [14] Shuo Chen, Chen Gong, Jian Yang, Xiang Li, Yang Wei, and Jun Li. Adversarial metric learning. *arXiv preprint arXiv:1802.03170*, 2018.
- [15] Chuan Guo, Mayank Rana, Moustapha Cisse, and Laurens van der Maaten. Countering adversarial images using input transformations. In *ICLR*, 2018.
- [16] Yang Song, Taesup Kim, Sebastian Nowozin, Stefano Ermon, and Nate Kushman. Pixeldefend: Leveraging generative models to understand and defend against adversarial examples. *arXiv preprint arXiv:1710.10766*, 2017.

- [17] Jacob Buckman, Aurko Roy, Colin Raffel, and Ian Goodfellow. Thermometer encoding: One hot way to resist adversarial examples. *International Conference on Learning Representations*, 2018.
- [18] Xingjun Ma, Bo Li, Yisen Wang, Sarah M Erfani, Sudanthi Wijewickrema, Michael E Houle, Grant Schoenebeck, Dawn Song, and James Bailey. Characterizing adversarial subspaces using local intrinsic dimensionality. In *International Conference on Learning Representations (ICLR)*, 2018.
- [19] Pouya Samangouei, Maya Kabkab, and Rama Chellappa. Defense-GAN: Protecting classifiers against adversarial attacks using generative models. *arXiv preprint arXiv:1805.06605*, 2018.
- [20] Chaowei Xiao, Ruizhi Deng, Bo Li, Fisher Yu, Mingyan Liu, and Dawn Song. Characterizing adversarial examples based on spatial consistency information for semantic segmentation. In *Proceedings of the European Conference on Computer Vision (ECCV)*, pages 217–234, 2018.
- [21] Chaowei Xiao, Ruizhi Deng, Bo Li, Taesung Lee, Benjamin Edwards, Jinfeng Yi, Dawn Song, Mingyan Liu, and Ian Molloy. Advit: Adversarial frames identifier based on temporal consistency in videos. In *Proceedings of the IEEE International Conference on Computer Vision*, pages 3968–3977, 2019.
- [22] Cihang Xie, Mingxing Tan, Boqing Gong, Alan Yuille, and Quoc V Le. Smooth adversarial training. *arXiv preprint arXiv:2006.14536*, 2020.
- [23] Jeremy Cohen, Elan Rosenfeld, and Zico Kolter. Certified adversarial robustness via randomized smoothing. In *International Conference on Machine Learning*, pages 1310–1320. PMLR, 2019.
- [24] Sven Gowal, Krishnamurthy Dvijotham, Robert Stanforth, Rudy Bunel, Chongli Qin, Jonathan Uesato, Relja Arandjelovic, Timothy Mann, and Pushmeet Kohli. On the effectiveness of interval bound propagation for training verifiably robust models. *arXiv preprint arXiv:1810.12715*, 2018.
- [25] Huan Zhang, Hongge Chen, Chaowei Xiao, Sven Gowal, Robert Stanforth, Bo Li, Duane Boning, and Cho-Jui Hsieh. Towards stable and efficient training of verifiably robust neural networks. *arXiv preprint arXiv:1906.06316*, 2019.
- [26] David Gunning. Explainable artificial intelligence (xai). *Defense Advanced Research Projects Agency (DARPA), nd Web*, 2(2), 2017.
- [27] High-stakes ai decisions need to be automatically audited. <https://www.wired.com/story/ai-needs-to-be-audited/>.
- [28] Jia Deng, Wei Dong, Richard Socher, Li-Jia Li, Kai Li, and Li Fei-Fei. Imagenet: A large-scale hierarchical image database. In *2009 IEEE conference on computer vision and pattern recognition*, pages 248–255. Ieee, 2009.
- [29] Jeremy Irvin, Pranav Rajpurkar, Michael Ko, Yifan Yu, Silvana Ciurea-Ilcus, Chris Chute, Henrik Marklund, Behzad Haghighi, Robyn Ball, Katie Shpanskaya, et al. Chexpert: A large chest radiograph dataset with uncertainty labels and expert comparison. In *Proceedings of the AAAI Conference on Artificial Intelligence*, volume 33, pages 590–597, 2019.
- [30] Xiaosong Wang, Yifan Peng, Le Lu, Zhiyong Lu, Mohammadhadi Bagheri, and Ronald M Summers. Chestx-ray8: Hospital-scale chest x-ray database and benchmarks on weakly-supervised classification and localization of common thorax diseases. In *Proceedings of the IEEE conference on computer vision and pattern recognition*, pages 2097–2106, 2017.
- [31] Fisher Yu, Ari Seff, Yinda Zhang, Shuran Song, Thomas Funkhouser, and Jianxiong Xiao. Lsun: Construction of a large-scale image dataset using deep learning with humans in the loop. *arXiv preprint arXiv:1506.03365*, 2015.
- [32] Tero Karras, Samuli Laine, and Timo Aila. A style-based generator architecture for generative adversarial networks. In *Proceedings of the IEEE/CVF Conference on Computer Vision and Pattern Recognition*, pages 4401–4410, 2019.

- [33] Andrew Brock, Jeff Donahue, and Karen Simonyan. Large scale gan training for high fidelity natural image synthesis. *arXiv preprint arXiv:1809.11096*, 2018.
- [34] Tero Karras, Timo Aila, Samuli Laine, and Jaakko Lehtinen. Progressive growing of gans for improved quality, stability, and variation. *arXiv preprint arXiv:1710.10196*, 2017.
- [35] Irina Higgins, David Amos, David Pfau, Sebastien Racaniere, Loic Matthey, Danilo Rezende, and Alexander Lerchner. Towards a definition of disentangled representations. *arXiv preprint arXiv:1812.02230*, 2018.
- [36] Luan Tran, Xi Yin, and Xiaoming Liu. Disentangled representation learning gan for pose-invariant face recognition. In *Proceedings of the IEEE conference on computer vision and pattern recognition*, pages 1415–1424, 2017.
- [37] Kaidi Xu, Zhouxing Shi, Huan Zhang, Yihan Wang, Kai-Wei Chang, Minlie Huang, Bhavya Kaikhura, Xue Lin, and Cho-Jui Hsieh. Automatic perturbation analysis for scalable certified robustness and beyond. *Advances in Neural Information Processing Systems*, 33, 2020.
- [38] Jeff Donahue and Karen Simonyan. Large scale adversarial representation learning. In *Advances in Neural Information Processing Systems*, pages 10541–10551, 2019.
- [39] Pranav Rajpurkar, Jeremy Irvin, Kaylie Zhu, Brandon Yang, Hershel Mehta, Tony Duan, Daisy Ding, Aarti Bagul, Curtis Langlotz, Katie Shpanskaya, et al. Chexnet: Radiologist-level pneumonia detection on chest x-rays with deep learning. *arXiv preprint arXiv:1711.05225*, 2017.
- [40] Ziwei Liu, Ping Luo, Xiaogang Wang, and Xiaoou Tang. Deep learning face attributes in the wild. In *Proceedings of International Conference on Computer Vision (ICCV)*, December 2015.
- [41] David Bau, Hendrik Strobelt, William Peebles, Bolei Zhou, Jun-Yan Zhu, Antonio Torralba, et al. Semantic photo manipulation with a generative image prior. *arXiv preprint arXiv:2005.07727*, 2020.
- [42] Yujun Shen and Bolei Zhou. Closed-form factorization of latent semantics in gans. *arXiv preprint arXiv:2007.06600*, 2020.
- [43] Yujun Shen, Ceyuan Yang, Xiaoou Tang, and Bolei Zhou. Interfacegan: Interpreting the disentangled face representation learned by gans. *IEEE Transactions on Pattern Analysis and Machine Intelligence*, 2020.
- [44] Jiapeng Zhu, Yujun Shen, Deli Zhao, and Bolei Zhou. In-domain gan inversion for real image editing. In *European Conference on Computer Vision*, pages 592–608. Springer, 2020.
- [45] Michael Buhrmester, Tracy Kwang, and Samuel D Gosling. Amazon’s mechanical turk: A new source of inexpensive, yet high-quality data? 2016.
- [46] Phillip Isola, Jun-Yan Zhu, Tinghui Zhou, and Alexei A Efros. Image-to-image translation with conditional adversarial networks. In *Proceedings of the IEEE conference on computer vision and pattern recognition*, pages 1125–1134, 2017.
- [47] Richard Zhang, Phillip Isola, and Alexei A Efros. Colorful image colorization. In *European conference on computer vision*, pages 649–666. Springer, 2016.
- [48] Nicholas Carlini, Anish Athalye, Nicolas Papernot, Wieland Brendel, Jonas Rauber, Dimitris Tsipras, Ian Goodfellow, Aleksander Madry, and Alexey Kurakin. On evaluating adversarial robustness. *arXiv preprint arXiv:1902.06705*, 2019.
- [49] Robin Jia, Aditi Raghunathan, Kerem Göksel, and Percy Liang. Certified robustness to adversarial word substitutions. *arXiv preprint arXiv:1909.00986*, 2019.
- [50] Huan Zhang, Tsui-Wei Weng, Pin-Yu Chen, Cho-Jui Hsieh, and Luca Daniel. Efficient neural network robustness certification with general activation functions. In *Advances in Neural Information Processing Systems (NIPS)*, 2018.

- [51] Gagandeep Singh, Timon Gehr, Markus Püschel, and Martin Vechev. Robustness certification with refinement. *ICLR*, 2019.
- [52] Tsui-Wei Weng, Huan Zhang, Hongge Chen, Zhao Song, Cho-Jui Hsieh, Duane Boning, Inderjit S Dhillon, and Luca Daniel. Towards fast computation of certified robustness for ReLU networks. In *International Conference on Machine Learning*, 2018.
- [53] Gagandeep Singh, Timon Gehr, Matthew Mirman, Markus Püschel, and Martin Vechev. Fast and effective robustness certification. In *Advances in Neural Information Processing Systems*, pages 10825–10836, 2018.
- [54] Shiqi Wang, Kexin Pei, Justin Whitehouse, Junfeng Yang, and Suman Jana. Efficient formal safety analysis of neural networks. In *Advances in Neural Information Processing Systems*, pages 6369–6379, 2018.
- [55] Aditi Raghunathan, Jacob Steinhardt, and Percy Liang. Certified defenses against adversarial examples. *International Conference on Learning Representations (ICLR)*, *arXiv preprint arXiv:1801.09344*, 2018.
- [56] Aditi Raghunathan, Jacob Steinhardt, and Percy S Liang. Semidefinite relaxations for certifying robustness to adversarial examples. In *Advances in Neural Information Processing Systems*, pages 10900–10910, 2018.
- [57] Krishnamurthy Dj Dvijotham, Robert Stanforth, Sven Gowal, Chongli Qin, Soham De, and Pushmeet Kohli. Efficient neural network verification with exactness characterization.
- [58] Zhengli Zhao, Dheeru Dua, and Sameer Singh. Generating natural adversarial examples. *arXiv preprint arXiv:1710.11342*, 2017.
- [59] Anish Athalye, Nicholas Carlini, and David Wagner. Obfuscated gradients give a false sense of security: Circumventing defenses to adversarial examples. *International Conference on Machine Learning (ICML)*, 2018.
- [60] Nicholas Carlini and David Wagner. Adversarial examples are not easily detected: Bypassing ten detection methods. In *Proceedings of the 10th ACM Workshop on Artificial Intelligence and Security*, pages 3–14. ACM, 2017.
- [61] Nicholas Carlini and David Wagner. Towards evaluating the robustness of neural networks. In *2017 38th IEEE Symposium on Security and Privacy (SP)*, pages 39–57. IEEE, 2017.
- [62] Ian J Goodfellow, Jonathon Shlens, and Christian Szegedy. Explaining and harnessing adversarial examples. *ICLR*, 2015.
- [63] Aleksander Madry, Aleksandar Makelov, Ludwig Schmidt, Dimitris Tsipras, and Adrian Vladu. Towards deep learning models resistant to adversarial attacks. In *International Conference on Learning Representations*, 2018.
- [64] Nicolas Papernot, Patrick McDaniel, Xi Wu, Somesh Jha, and Ananthram Swami. Distillation as a defense to adversarial perturbations against deep neural networks. In *2016 IEEE Symposium on Security and Privacy (SP)*, pages 582–597. IEEE, 2016.
- [65] Chaowei Xiao, Dawei Yang, Bo Li, Jia Deng, and Mingyan Liu. Meshadv: Adversarial meshes for visual recognition. In *Proceedings of the IEEE Conference on Computer Vision and Pattern Recognition*, pages 6898–6907, 2019.
- [66] Chaowei Xiao, Bo Li, Jun-Yan Zhu, Warren He, Mingyan Liu, and Dawn Song. Generating adversarial examples with adversarial networks. *IJCAI18*, 2018.
- [67] Chaowei Xiao, Jun-Yan Zhu, Bo Li, Warren He, Mingyan Liu, and Dawn Song. Spatially transformed adversarial examples. *ICLR18*, 2018.
- [68] Kevin Eykholt, Ivan Evtimov, Earlene Fernandes, Bo Li, Amir Rahmati, Chaowei Xiao, Atul Prakash, Tadayoshi Kohno, and Dawn Song. Robust physical-world attacks on deep learning visual classification. In *Proceedings of the IEEE Conference on Computer Vision and Pattern Recognition*, pages 1625–1634, 2018.

- [69] Hongge Chen, Huan Zhang, Pin-Yu Chen, Jinfeng Yi, and Cho-Jui Hsieh. Attacking visual language grounding with adversarial examples: A case study on neural image captioning. In *Proceedings of the 56th Annual Meeting of the Association for Computational Linguistics (Volume 1: Long Papers)*, pages 2587–2597, 2018.
- [70] Kaidi Xu, Sijia Liu, Pu Zhao, Pin-Yu Chen, Huan Zhang, Quanfu Fan, Deniz Erdogmus, Yanzhi Wang, and Xue Lin. Structured adversarial attack: Towards general implementation and better interpretability. *arXiv preprint arXiv:1808.01664*, 2018.
- [71] Huan Zhang, Hongge Chen, Zhao Song, Duane Boning, Inderjit S Dhillon, and Cho-Jui Hsieh. The limitations of adversarial training and the blind-spot attack. *ICLR*, 2019.
- [72] Jeet Mohapatra, Tsui-Wei Weng, Pin-Yu Chen, Sijia Liu, and Luca Daniel. Towards verifying robustness of neural networks against a family of semantic perturbations. In *Proceedings of the IEEE/CVF Conference on Computer Vision and Pattern Recognition*, pages 244–252, 2020.
- [73] Anian Ruoss, Maximilian Baader, Mislav Balunović, and Martin Vechev. Efficient certification of spatial robustness. *arXiv preprint arXiv:2009.09318*, 2020.
- [74] Mislav Balunović, Maximilian Baader, Gagandeep Singh, Timon Gehr, and Martin Vechev. Certifying geometric robustness of neural networks. *Advances in Neural Information Processing Systems* 32, 2019.
- [75] Eric Wong and J Zico Kolter. Learning perturbation sets for robust machine learning. *arXiv preprint arXiv:2007.08450*, 2020.
- [76] David Bau, Alex Andonian, Audrey Cui, YeonHwan Park, Ali Jahanian, Aude Oliva, and Antonio Torralba. Paint by word. *arXiv preprint arXiv:2103.10951*, 2021.
- [77] Alec Radford, Jong Wook Kim, Chris Hallacy, Aditya Ramesh, Gabriel Goh, Sandhini Agarwal, Girish Sastry, Amanda Askell, Pamela Mishkin, Jack Clark, et al. Learning transferable visual models from natural language supervision. *arXiv preprint arXiv:2103.00020*, 2021.
- [78] David Bau, Jun-Yan Zhu, Hendrik Strobelt, Agata Lapedriza, Bolei Zhou, and Antonio Torralba. Understanding the role of individual units in a deep neural network. *Proceedings of the National Academy of Sciences*, 117(48):30071–30078, 2020.
- [79] Chih-Kuan Yeh, Been Kim, Sercan Arik, Chun-Liang Li, Tomas Pfister, and Pradeep Ravikumar. On completeness-aware concept-based explanations in deep neural networks. *Advances in Neural Information Processing Systems*, 33, 2020.
- [80] Timnit Gebru, Jamie Morgenstern, Briana Vecchione, Jennifer Wortman Vaughan, Hanna Wallach, Hal Daumé III, and Kate Crawford. Datasheets for datasets. *arXiv preprint arXiv:1803.09010*, 2018.
- [81] Margaret Mitchell, Simone Wu, Andrew Zaldivar, Parker Barnes, Lucy Vasserman, Ben Hutchinson, Elena Spitzer, Inioluwa Deborah Raji, and Timnit Gebru. Model cards for model reporting. In *Proceedings of the conference on fairness, accountability, and transparency*, pages 220–229, 2019.

## A Appendix

### A.1 Preliminaries: Interval-Bound Propagation

In this section, we provide a preliminary treatment of Interval-Bound Propagation based robust training and verification. Let  $f$  be a feedforward classifier model that outputs one of  $N$  classes. The input to the network is an image  $x_0$ , and it has a certain ground truth class  $y_{\text{true}}$ . The classifier is trained to minimize a certain misclassification loss. The verification problem is to check whether there is some set  $\mathcal{S}_{in}(x_0)$  around perturbations of  $x_0$  such that the classification output of the model remains invariant from that of  $y_{\text{true}}$ .

Let  $f$  have  $K$  layers  $z_{k+1} = h_k(W_k z_k + b_k)$ ,  $k = 0, \dots, K - 1$ , such that  $z_0 \in \mathcal{S}_{in}(x_0)$ ,  $z_K$  denotes the output logits, and  $h_k$  is the activation function for the  $k^{\text{th}}$  layer. If we consider the set of variations to be  $\mathcal{S}_{in}(x_0) = \{x \mid \|x - x_0\|_{\infty} \leq \epsilon\}$ , then we want to verify the specification that  $\arg \max_i z_{K,i} = y_{\text{true}} \quad \forall z_0 \in \mathcal{S}_{in}(x_0)$ . We can write this as a general linear specification  $c^T z_K + d \leq 0 \quad \forall z_0 \in \mathcal{S}_{in}(x_0)$

To verify the specification, IBP based methods search for a counter-example that violates the specification constraint, by solving the following optimization problem and checking whether the optimal value  $\leq 0$ .

$$\max_{x \in \mathcal{S}_{in}} c^T z_K + d \quad \text{s.t.} \quad z_{k+1} = h_k(W_k z_k + b_k) \quad k = 0, \dots, K - 1 \quad (4)$$

Since solving this optimization problem exactly is NP-hard [25], IBP finds an upper bound on the optimal value and checks whether the upper bound  $\leq 0$ . To get an upper bound on  $z_K$ , we can propagate bounds for each activate  $z_k$  through axis-aligned bounding boxes,  $\underline{z}_{k,i}(\epsilon) \leq z_{k,i} \leq \bar{z}_{k,i}(\epsilon)$ , where  $i$  indexes dimension. Based on this, the specification is upper-bounded by  $\bar{z}_{K,y}(\epsilon) - \underline{z}_{K,y_{\text{true}}}(\epsilon)$ .

In addition to the verification problem, IBP can be used to perform certified training such that the specification is likely to be satisfied in the first place at the end of training. For this, the overall training loss would consist of two terms: usual classification loss like cross-entropy that maximizes log likelihood  $l(z_K, t_{\text{true}})$ , and a loss term that encourages satisfying the specification  $l(\hat{z}_K(\epsilon), t_{\text{true}})$ . Here,  $\hat{z}_{K,y}(\epsilon) = \bar{z}_{K,y}(\epsilon)$  (if  $y \neq y_{\text{true}}$ ) and  $\hat{z}_{K,y}(\epsilon) = \underline{z}_{K,y_{\text{true}}}(\epsilon)$  (if  $y = y_{\text{true}}$ ). So, the overall loss for certified training can be represented as:

$$L = \chi l(z_K, t_{\text{true}}) + (1 - \chi) l(\hat{z}_K(\epsilon), t_{\text{true}})$$

As reported in [24, 25, 37], to stabilize training,  $\chi$  is varied during training such that for a few initial epochs  $\chi = 1$  (normal training) and its value is slowly increased so that robust training kicks in gradually.

### A.2 Proof of the Theorem

**Theorem 1 (Verification).** The verifier can verify whether the trained model from the designer satisfies the specifications, by generating a proof of the same). Let  $x \in \mathcal{X}$  be the input,  $z_0 = e(x)$  be the latent code, and  $\mathcal{S}_{i,in} = \{z : \|z_i - z_{0,i}\|_p \leq \epsilon\}$  be the set of latent perturbations. Then, the verifier is guaranteed to be able to generate a proof for verifying whether the linear specification on output logits  $c^T z_K + d \leq 0 \quad \forall z \in \mathcal{S}_{i,in}, z_K = f_d(z)$  (corresponding to unit test  $i$ ) is satisfied.

*Proof.* Revisiting the notation in section 2, consider a network mapping  $f : \mathcal{X} \rightarrow \mathcal{Z} \rightarrow \mathcal{Y}$  (denote by  $f_d : \mathcal{Z} \rightarrow \mathcal{Y}$  the downstream task) and a generative model mapping  $g : \mathcal{X} \rightarrow \mathcal{Z} \rightarrow \hat{\mathcal{X}}$ , such that  $f$  and  $g$  share a common latent space  $\mathcal{Z}$  by virtue of having a common encoder  $e(\cdot)$  (Figure 2). Here we provide a proof based on fully-connected feed-forward network architecture for  $f_d$ , an arbitrary architecture for  $f$  and using the Interval-Bound Propagation (IBP) method for obtaining output bounds. For a general network architecture for  $f_d$ , we refer the reader to a recent library AutoLirpa [37].

Given input  $x \in \mathcal{X}$ , let  $z_0 = e(x)$  be the latent code, and  $\mathcal{S}_{i,in} = \{z : \|z_i - z_{0,i}\|_p \leq \epsilon\}$  be the set of latent perturbations. Let,  $z$  be  $d$ -dimensional. Here,  $z_i$  denotes the dimension(s) of  $z$  that are perturbed, such that  $z = z_{d-i} \oplus z_i$ . Without loss of generality, we can assume all the dimensions in



$z_i$  to be contiguous. The verifier can generate a proof by searching for a worst-case violation

$$\max_{z \in \mathcal{S}_{i, in}} c^T z^K + d \quad s.t. \quad z^{k+1} = h_k(W_k z^k + b_k) \quad k = 0, \dots, K-1$$

For the sake of simplicity, first consider the case where  $j = d$  i.e. all dimensions of  $z$  are perturbed. So,  $\mathcal{S}_{in} = \{z^0 : \|z^0 - z_0^0\|_p \leq \epsilon\}$ . Here, we have denoted by  $z^0$  the latent code in  $\mathcal{Z}$  space, and will use  $z^{k+1} = h_k(W_k z^k + b_k) \quad k = 0, \dots, K-1$  to denote the subsequent intermediate variables in  $f_1 : \mathcal{Z} \rightarrow \mathcal{Y}$ . Based on Holder's inequality we can obtain linear bounds for the first variable  $z^1$ ,  $[\underline{z}^1, \bar{z}^1]$  as follows:

$$\underline{z}^1 = -\epsilon \|W^0\|_q + W^0 z^0 + \underline{b}^0; \quad \bar{z}^1 = -\epsilon \|\bar{W}^0\|_q + \bar{W}^0 z^0 + \bar{b}^0; \quad 1/p + 1/q = 1$$

Here,  $\|\cdot\|_q$  denotes computation of the  $l_q$ -norm for each row in the matrix and the values of  $W^0, \bar{W}^0$  can be computed with the functions described in Appendix A.1 of [37] depending on the type of non-linearity in  $h^0(\cdot)$ .

Now, when  $j \neq d$  i.e. only  $j$  dimensions of  $d$  are perturbed, without loss of generality, we can consider all of the  $j$  dimensions to be contiguous such that  $z^0 = z_{d-j}^0 \oplus z_j^0$ . We can then compute  $[\underline{z}_j^1, \bar{z}_j^1]$  as follows:

$$\underline{z}_j^1 = -\epsilon \|W_j^0\|_q + W_j^0 z^0 + \underline{b}_j^0; \quad \bar{z}_j^1 = -\epsilon \|\bar{W}_j^0\|_q + \bar{W}_j^0 z^0 + \bar{b}_j^0; \quad 1/p + 1/q = 1$$

We can compute  $z_{d-j}^1$  as follows:

$$z_{d-j}^1 = h^0(W^0 z_{d-j}^0 + b^0)$$

Finally, we can obtain  $[\underline{z}^1, \bar{z}^1]$  as follows:

$$\underline{z}^1 = z_{d-j}^1 \oplus \underline{z}_j^1; \quad \bar{z}^1 = z_{d-j}^1 \oplus \bar{z}_j^1$$

Now, given the bound  $[\underline{z}^1, \bar{z}^1]$  and the relation  $z^{k+1} = h_k(W_k z^k + b_k) \quad k = 0, \dots, K-1$ , we can obtain the bound for  $z^K, [\underline{z}^K, \bar{z}^K]$  by recursively computing successive bounds as follows:

$$\begin{aligned} \underline{z}^{k+1} &= h_k \left( W \left( \frac{\bar{z}^k + \underline{z}^k}{2} \right) + b - |W| \left( \frac{\bar{z}^k - \underline{z}^k}{2} \right) \right) \\ \bar{z}^{k+1} &= h_k \left( W \left( \frac{\bar{z}^k - \underline{z}^k}{2} \right) + b + |W| \left( \frac{\bar{z}^k - \underline{z}^k}{2} \right) \right) \end{aligned}$$

Here we have assumed that  $h_k$  is an element-wise monotonic function, which is true for most common actions like ReLU, tanh, sigmoid etc. Using  $[\underline{z}^K, \bar{z}^K]$ , the verifier can construct an upper and lower bound on the solution of  $\max_{z \in \mathcal{S}_{i, in}} c^T z^K + d$

$$\max_{\underline{z}^K < z < \bar{z}^K} c^T z^K + d$$

□

### A.3 Implementation Details

We use a 32-GB V100 GPU for all our experiments. The implementation is in Python with a combination of PyTorch and Tensorflow deep learning libraries. Details about the specific experiments are mentioned below:

**ImageNet.** We use a pretrained BigBiGAN [https://colab.research.google.com/github/tensorflow/hub/blob/master/examples/colab/bigbigan\\_with\\_tf\\_hub.ipynb](https://colab.research.google.com/github/tensorflow/hub/blob/master/examples/colab/bigbigan_with_tf_hub.ipynb) as the base generative model, such that the encoder encodes images to the latent space. The downstream classifier from the latent space consists of 5 fully connected layers with ReLU non-linearities. We use ADAM optimizer with a learning rate of 0.0005. For each value of  $\epsilon L_2$  perturbation in Table 1, we train for 100 epochs, using the AutoLiRPA library’s implementation of CrownIBP [https://github.com/KaidiXu/auto\\_LiRPA](https://github.com/KaidiXu/auto_LiRPA). The first 5 epochs are standard training for warming up, and the rest of the epochs are robust training. The training time for 100 epochs is about 8 hours.

**CheXpert.** We train a PGGAN [https://github.com/tkarras/progressive\\_growing\\_of\\_gans](https://github.com/tkarras/progressive_growing_of_gans) on the CheXpert dataset. In order to learn latent embeddings from raw images, we need an inference mechanism. For this, we perform GAN inversion of this pretrained generator, using [https://github.com/davidbau/ganseeing/blob/release/run\\_invert.sh](https://github.com/davidbau/ganseeing/blob/release/run_invert.sh) to obtain an encoder for projecting images to the latent space. The downstream classifier from the latent space consists of 5 fully connected layers with ReLU non-linearities. We use ADAM optimizer with a learning rate of 0.0005. For each value of  $\epsilon L_2$  perturbation in Table 1, we train for 100 epochs, using the AutoLiRPA library’s implementation of CrownIBP [https://github.com/KaidiXu/auto\\_LiRPA](https://github.com/KaidiXu/auto_LiRPA). The first 5 epochs are standard training for warming up, and the rest of the epochs are robust training. The training time for 100 epochs is about 7 hours.

**LSUN and FFHQ.** We train StyleGAN models <https://github.com/NVlabs/stylegan2-ada-pytorch> on the FFHQ and LSUN datasets, and perform GAN inversion using [https://github.com/genforce/idinvert\\_pytorch](https://github.com/genforce/idinvert_pytorch) to obtain respective encoders for a disentangled latent space. The downstream classifier from the latent space consists of 5 fully connected layers with ReLU non-linearities. We use ADAM optimizer with a learning rate of 0.0005. For each value of  $\epsilon L_2$  perturbation in Table 1, we train for 100 epochs, using the AutoLiRPA library’s implementation of CrownIBP [https://github.com/KaidiXu/auto\\_LiRPA](https://github.com/KaidiXu/auto_LiRPA). The first 5 epochs are standard training for warming up, and the rest of the epochs are robust training. The training time for 100 epochs is about 7 hours each.

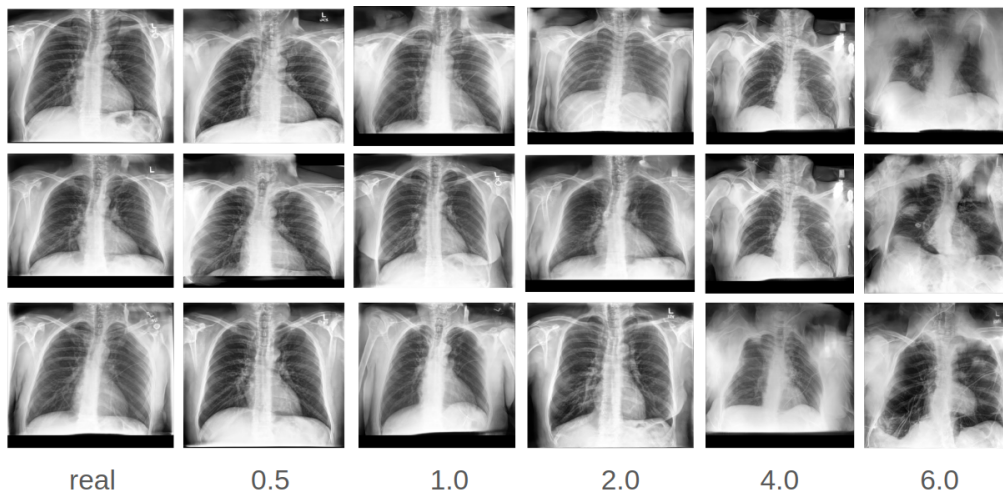


Figure 5: Each column shows images from a particular category that are presented in the HITs for the Amazon MTurk Experiment. For each HIT, we show pairs of images such that one image is from the *real* category and the other image is a generated image from one of the other categories.

Table 6: In this experiment, we pre-train the classifier through certified training with  $\epsilon = 1.0$  and perform verification for different values of  $\epsilon$ . Verified Error fraction on the **FFHQ** and **LSUN** datasets. For FFHQ, the task is to classify whether eyeglasses are present, and the unit tests correspond to variations with respect to pose and expression of the face. For LSUN Tower, the task is to classify whether green vegetation is present on the tower, and the unit tests correspond to variations with respect to clouds in the sky and brightness of the scene. Results are on the held-out test set of the dataset and correspond to training the classifier with the same  $\epsilon$  during training. S.D. is over four random seeds of training. Lower is better.

<b>FFHQ</b>	$\epsilon = 0.5(25\%)$	$\epsilon = 1.0(50\%)$	$\epsilon = 1.5(75\%)$	$\epsilon = 2.0(100\%)$	$\epsilon = 3.0(150\%)$
<b>Pose test</b>	0.005±0.01	0.20±0.05	0.39±0.02	0.51±0.04	0.56±0.05
<b>Expression test</b>	0.005±0.005	0.13±0.04	0.33±0.04	0.57±0.01	0.58±0.03
<b>LSUN Tower</b>	$\epsilon = 0.5(25\%)$	$\epsilon = 1.0(50\%)$	$\epsilon = 1.5(75\%)$	$\epsilon = 2.0(100\%)$	$\epsilon = 3.0(150\%)$
<b>Cloud test</b>	0.01±0.01	0.14±0.02	0.36±0.04	0.47±0.06	0.52±0.04
<b>Brightness test</b>	0.005±0.01	0.18±0.03	0.38±0.05	0.52±0.06	0.57±0.04

#### A.4 Details about the Amazon MTurk study

Here we provide more details about the setup for the Amazon MTurk study whose results we presented in Fig. 4. We designed each Human Intelligence Task (HIT) to be comprised of 10 pairs of images sequentially presented, such that each pair consists of a real and a generated image. For different values of  $\epsilon$  we show examples of images from each of the categories presented in the HITs through Fig. 5.

We recruited participants only from the “Master Worker” category. As defined in <https://www.mturk.com/worker/help>, “a Master Worker is a top Worker of the MTurk marketplace that has been granted the Mechanical Turk Masters Qualification.” These Workers have consistently demonstrated a high degree of success in performing a wide range of HITs across a large number of Requesters. The participants were paid 0.5 dollars for each HIT (i.e. for 10 pairs of images). Each pair was shown to the participants for 2 seconds, after which the images disappeared from the screen, but they could take as much time as they wanted to decide and form a response. We restricted the number of HITs per participant to 20.

The participants were shown the exact text below: *Choose the more realistic image between options A and B. For each pair, you have 2 seconds to view the image and unlimited time to make the decision. Each task consists of 10 image pairs.*

#### A.5 Results of verification with pre-trained classifier

In this experiment, we pre-train the classifier through certified training with  $\epsilon = 1.0$  and perform verification for different values of  $\epsilon$ .