

# Text-based NP Enrichment

Yanai Elazar\* Victoria Basmov\* Yoav Goldberg Reut Tsarfaty

Computer Science Department, Bar Ilan University

Allen Institute for Artificial Intelligence

{yanaiela, vikasaeta, yoav.goldberg, reut.tsarfaty}@gmail.com

## Abstract

Understanding the relations between entities denoted by NPs in text is a critical part of human-like natural language understanding. However, only a fraction of such relations is covered by NLP tasks and models nowadays. In this work, we establish the task of *text-based NP enrichment* (TNE), that is, enriching each NP with all the preposition-mediated relations that hold between this and the other NPs in the text. The relations are represented as triplets, each denoting two NPs linked via a preposition. Humans recover such relations seamlessly, while current state-of-the-art models struggle with them due to the implicit nature of the problem. We build the first large-scale dataset for the problem, provide the formal framing and scope of annotation, analyze the data, and report the result of fine-tuned neural language models on the task, demonstrating the challenge it poses to current technology. We created a webpage with the data, data-exploration UI, code, models, and demo to foster further research into this challenging text understanding problem at [yanaiela.github.io/TNE/](http://yanaiela.github.io/TNE/).

## 1 Introduction

A critical part of understanding a text is detecting the NPs that correspond to entities and understanding the different relations that hold between them. Some relations between NPs are explicitly mediated via verbs, as in (1):

- (1)  $\overbrace{\text{Water enters the plant}}^{\text{enters}}$  through the roots.

Much work in NLP addresses the recovery of explicit, mediated relations such as these (Palmer et al., 2005; Ruppenhofer et al., 2006; Shwartz et al., 2017; FitzGerald et al., 2018).

\*Equal contribution.

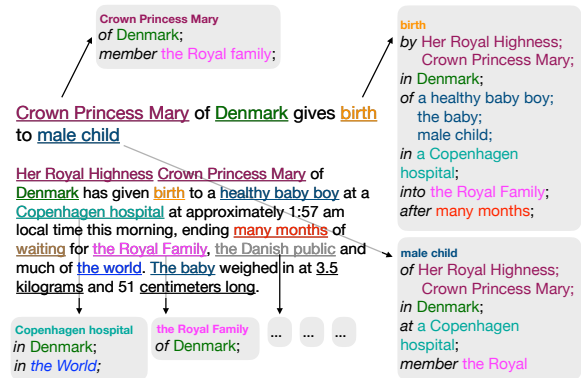


Figure 1: Preposition-mediated relations between NPs in a text. NPs with the same color designate the same entity (co-refer). Each gray box shows all the preposition-mediated relations for a single NP anchor. Additional boxes “exist” but are not shown, as indicated by the boxes with “...” and without incoming arrows. This figure shows a title and a single short paragraph, while the texts from our dataset are longer, and span 3 paragraphs.

In this work, we focus on relations between NPs that are, *or can be*, mediated via prepositions. These kinds of relations are vast and critical, yet they often remain implicit and are left for the reader to infer. Consider, for example, the following simple sentences:

- (2)  $\overbrace{\text{A person with brown eyes}}^{\text{with}}$  crossed the street.
- (3) Water enters  $\overbrace{\text{the plant through the roots}}^{\text{of}}$ .
- (4) I entered  $\overbrace{\text{the room and the window}}^{\text{in/of}}$  was open.

While in (2) above, the *with*(person, brown eyes) relation is explicitly expressed, in (3) readers easily *infer* that the roots are *of* the

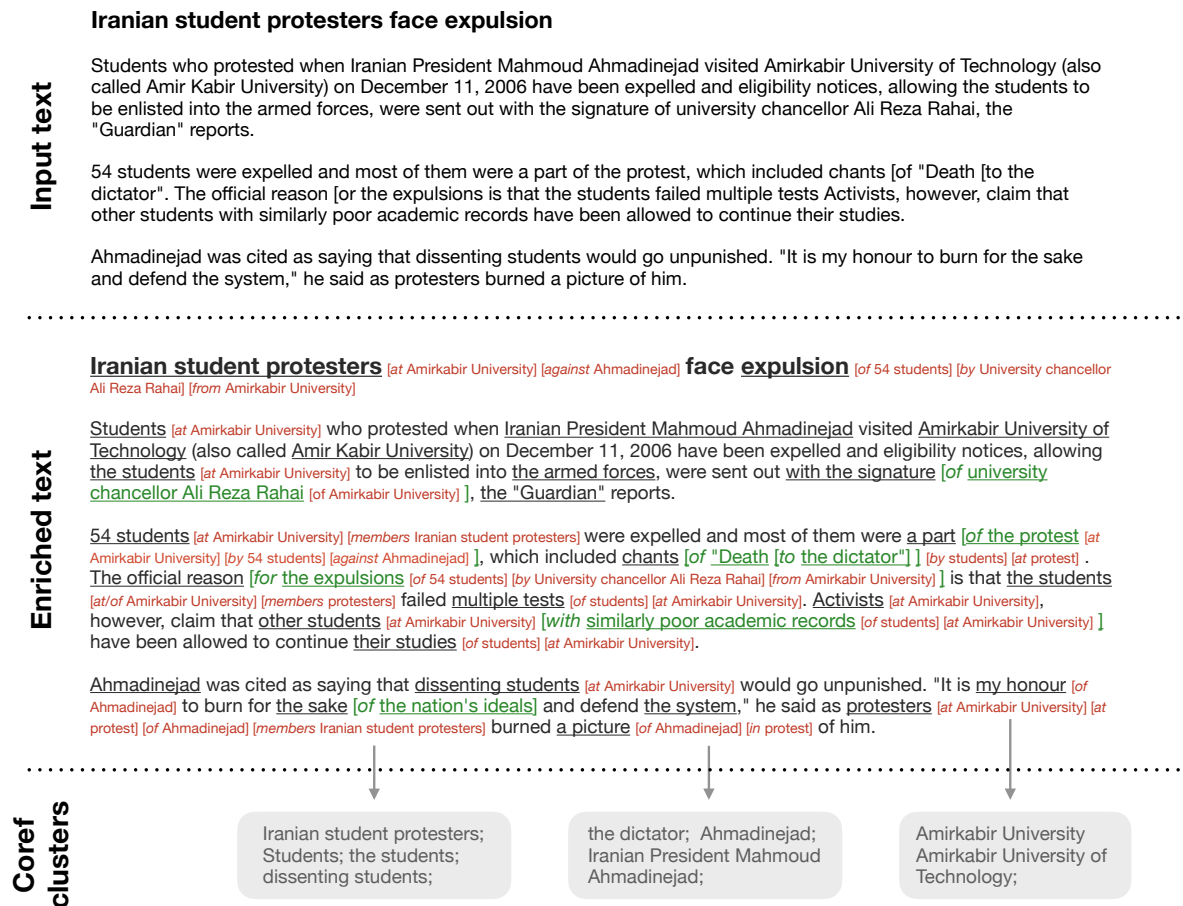


Figure 2: NP-enriched document from the dataset. The title appears in a larger font, the NPs in the document are marked with underline. The green NP-enrichments appear explicitly in the original text, while the red do not, and are typically harder to infer. For brevity, each link in the text mentions only one of the NPs in a coreference cluster. The dataset has additional links to the other NPs in the cluster.

plant. Likewise, in (4) readers infer that the window is *in* the room.<sup>1</sup> Properly understanding the text means that you *know* these links, even when they are not explicitly stated in the utterance.

While human-readers grasp most of these relations intuitively and spontaneously while reading, machine-readers generally ignore them. While the short examples (3)–(4) illustrate the phenomenon, they may not look very challenging to infer using current NLP technology. However, when we go beyond sentence level to paragraph and multi-paragraph level, things become substantially more complicated. As we demonstrate in §6, a typical 3-paragraph text in our dataset has an average of 35.8 NPs, which participate in an average of 186.7 preposition-mediated relations, the majority of which are implicit. Both explicit and implicit

<sup>1</sup>Here, both “in” and “of” are possible prepositions, but “in” is slightly more specific.

links are indispensable for understanding the text.

In this work, we thus propose a new NLU task in which we aim to recover all the preposition-mediated relations—whether explicit or implicit—between basic-NPs that exist in a text. We call the task *Text-based NP Enrichment* or *TNE* for short. Figure 1 shows an example text with a title and a short paragraph, and (some of) its annotated relations. Figure 2 shows a complete annotated document from our dataset.

The type of information recovered by the NP Enrichment task complements well-established core NLP tasks such as entity typing, entity linking, coreference resolution, and semantic role labeling (Jurafsky and Martin, 2000). We believe it serves as an important and much-needed building block for downstream applications that require text understanding, including information retrieval, relation and event extraction, question

answering, and so on. In particular, the NP Enrichment task neatly encapsulates a lot of the long-range information that is often required by such applications. Take for example a system that attempts to extract police shooting incidents (Keith et al., 2017), with the following challenging, but not uncommon, passage:<sup>2</sup>

*Police officers spotted the butt of a handgun in Alton Sterling’s front pocket and saw him reach for the weapon before opening fire, according to a Baton Rouge Police Department search warrant filed Monday that offers the first police account of the events leading up to his fatal shooting.*

Considering this shooting-event passage, a standard NLP pipeline will typically include a NER model identifying Alton Sterling, and an ideal coreference model will resolve *his* to *Alton Sterling’s*. On top of that, an ideal NP Enrichment model as we propose will additionally recover *fatal shooting [of Alton Sterling] [by Police officers [of Baton Rouge Police Department]]*, making all the information needed for the shooting-event extraction readily available for downstream use.

Of course, one could hope that a dedicated, end-to-end-trained shooting-events extraction model will learn to recover such information on its own. However it will require to pre-define the frame of *shooting* events, and it will require a substantial amount of training data to get it right (which often does not happen in practice). Focusing on *Text-based NP Enrichment* either for its output or a supplementary multi-task training objective provides an opportunity to learn a core NLU skill that does not focus on a pre-defined set of relations with dedicated training and is not peculiar for a particular benchmark. Rather, we enrich the text with respect to an unrestricted set of many different relations, in a way that will be useful for many downstream tasks.

Beyond its usefulness for downstream NLP applications, the NP Enrichment task serves as a challenging *benchmark for reading comprehension*, as we discuss in §3.

In what follows we formally define the *Text-based NP Enrichment* task, describe the methodology by which we were able to annotate a large-scale, high-quality English dataset (§4), and ex-

periment with neural baseline models based on a pre-trained masked language model (§7), achieving moderate, but far-from-perfect, success on this dataset (§8.1). In §9 we further discuss the relation of NP Enrichment to several other linguistic concepts, e.g., *bridging* (Clark, 1975), *relational nouns* (Partee and Borschev, 2000; Barker, 2019) and *implicit arguments* (Cheng and Erk, 2018; Gerber and Chai, 2012). In contrast to NLP tasks based on these linguistic concepts, the *NP Enrichment* task we define is more exhaustive, sharply scoped, easier to communicate, and substantially easier to consistently annotate at scale.

The main contributions of this work are as follows. (i) We propose a novel task, NP Enrichment, which aims to recover all the preposition-mediated relations between NPs in texts. (ii) We deliver a methodology for extensively collecting such relations, that is easy to grasp for non-experts, and allows the annotators to exhaustively extract relations between the numerous NPs in the text (an average of 194.1 links per document). (iii) We deliver a million-relations annotated English dataset, comprising of 5K documents from WikiNews, and an addition of 500 documents from different domains, which are used as an out-of-domain (OOD) test set, as well as coreference annotations for all of them. And (iv), we present baseline models for NP Enrichment, demonstrating it to be challenging for neural pre-trained language models, leaving ample space for further research on this task.

## 2 Text-based NP Enrichment (TNE)

**Task Definition** The Text-based NP Enrichment task is deceptively simple: for each ordered pair  $(n_1, n_2)$  of non-pronominal base-NP spans in an input text, determine if there exists a preposition-mediated relation between  $n_1$  and  $n_2$ , and if there is one, determine the connecting preposition’s identity.<sup>3</sup> The output is a list of tuples of the form  $(n_i, \text{prep}, n_j)$ , where  $n_i$  is called the *anchor* and  $n_j$  is called the *complement* of the relation. Figure 2 shows an example of text where each NP  $n_1$  is annotated with its  $(\text{prep}, n_2)$  NP-enrichments.

Despite the task’s apparent simplicity, the underlying linguistic phenomena are quite complex, and performing well on the task suggests a human-like level of understanding. Notably, human readers detect most of the relations almost subcon-

<sup>3</sup>We additionally allow a “member” relation for expressing set membership.

<sup>2</sup>We thank Katherine Keith for this example.

sciously while reading, and some of the relations require an extra conscious inference step.

**Example** Consider the following text:

(5) *Adam's father* went to meet *the teacher* at *his school*.

In this utterance, there are four non-pronominal base-NPs: “Adam”, “father”, “the teacher” and “his school”, which makes 12 possible pairs: (*Adam, father*), (*Adam, the teacher*), ..., (*his school, the teacher*).

The preposition-mediated relations to be recovered in this example are:

- i (**father** of *Adam*)
- ii (**the teacher** of *Adam*)
- iii (**the teacher** at *his school*)
- iv (**his school** of *Adam*)

The bolded items are anchors, and the italics are the complements.

**Order** The order of appearance of NPs within the text does not matter: for a given pair of NPs  $n_1$  and  $n_2$ , we consider both  $(n_1, n_2)$  and  $(n_2, n_1)$  as potential relation candidates, and it is possible that both relations will hold (likely with different prepositions). The only restriction is that an NP span cannot relate to itself. For a text with  $k$  NPs, this results in  $k^2 - k$  candidate pairs.

**Scope** Importantly, we restrict ourselves to relations between NPs that are mentioned in the text, excluding relations with NPs that reside in some text-external shared context or assumed world knowledge. For example, consider the sentence: “*The president discussed the demonstrations near the border*”. Here, “president”, “border” and “demonstrations” are all underdetermined, and, to be complete, should relate to other NPs using preposition-mediated relations: *president [of Country]; border [of CountryX] [with CountryY]; demonstration [by some-group] [about some-topic]*. However, as these complement NPs do not appear in the text, we do not consider them to be part of the relation-detection task.

**Coreference Clusters** A common relation between NPs is that of *identity*, a.k.a a *co-reference* relation, where two or more NPs refer to the same entity. How do co-reference relations relate to the

NP Enrichment task? While the NP Enrichment task so far is posed as inferring prepositional relations between NPs, in actuality the prepositional relations hold between an NP and a coreference cluster. Indeed, if there is a prepositional relation  $(n_1, \text{prep}, n_2)$ , and a coreference relation  $(n_2, \text{coref-to}, n_3)$ , we can immediately infer  $(n_1, \text{prep}, n_3)$ .<sup>4</sup> We make use of this fact in our annotation procedure, and the dataset includes also the coreference information between all NPs in the text. Indeed, for brevity, Figure 2 shows only a subset of the relations, indicating for each anchor NP only a single complement NP from each coreference cluster. Some of the coreference clusters are shown at the bottom of the Figure.

**Formal notation** An input text is composed of tokens  $w_1, \dots, w_n$ , and an ordered set  $N = n_1, \dots, n_k$  of base-NP mentions. The underlying text is often arranged into paragraphs, and may also include a title. A base-NP mention is a contiguous span over the text, indicated by start-token and end-token positions (e.g.,  $(3, 5)$  “the young boy”). The output is a set  $R$  of relations of the form  $(n_i, \text{prep}, n_j)$ , where  $i \neq j$  and *prep* is a preposition or the symbol “member”. Each text is also associated with a set  $C$  of coreference clusters, where each cluster  $c \subseteq N$  is a non-empty list of NP mentions. The set of clusters is not provided as input, but for correct sets  $R$  it holds that  $\forall n_{j'} \in c(n_j), (n_i, \text{prep}, n_j) \in R \Rightarrow (n_i, \text{prep}, n_{j'}) \in R$ , where  $c(n_j) \in C$  is the cluster containing  $n_j$ .

**Completeness and Uniformity** The kinds of preposition-mediated relations we cover originate from different linguistic or cognitive phenomena, and some of them can be resolved by employing different formal linguistic constructs. For example, some within-sentence relations can be extracted deterministically from dependency trees, e.g. by following syntactic prepositional attachment. Other relations can be inferred based on pronominal coreference (e.g., “his school [of Adam]” above can be resolved by first resolving

<sup>4</sup>Note that the converse does not hold:  $(n_1, \text{prep}, n_2), (n_1, \text{coref-to}, n_3)$  does not necessarily entail  $(n_3, \text{prep}, n_2)$ . Consider for example: “*The race begun. John, the organizer, was pleased*”. While “John” and “the organizer” are co-referring, the relation “*organizer of the race*” holds, while “*John of the race*” does not. This is because “John” and “the organizer of the race” are two different senses for the same reference, and the said relation holds only for one of the senses (cf. Frege (1960)).

“his” to “Adam’s” via a coreference engine, and then normalizing “Adam’s school” → “school of Adam”). Many others are substantially more involved. We deliberately chose not to distinguish between the different cases, and expose all the relations to the user (and to the annotators) via the same uniform interface. This approach also contributes to the practical usefulness of the task: instead of running several different processes to recover different kinds of links, the end-user will have to run only one process to obtain them all.

**Evaluation Metrics** Our main metrics for evaluating NP enrichment tasks are precision, recall, and F1 on the recovered triplets (links) in the document. For analysis, we also report two additional metrics: precision/recall/F1 on unlabeled links (where the preposition identity does not matter), and accuracy of predicting the right preposition when a gold link is provided. We break this last metric into two quantities: accuracy of predicting the preposition for gold links that were recovered by the model, and accuracy of prepositions for gold links that were not recovered.

### 3 TNE as an RC benchmark

We argue that the TNE task has some properties that make it an appealing task for measuring *reading comprehension*, especially when compared to question-answering (QA) based benchmarks.

While “reading comprehension” (RC) and “question answering” (QA) are often used interchangeably in the literature, measuring the reading comprehension capacity of models via question answering, as implemented in RC benchmarks such as SQuAD (Rajpurkar et al., 2016), BoolQ (Clark et al., 2019) and many others, have several well-documented problems (Dunietz et al., 2020).

On the technical level, benchmarks for span-marking QA are sensitive to the span-boundary selection, while benchmarks for yes-no, multiple-choice and even generative QA can be “solved” without access to the text (Kaushik and Lipton, 2018), even more so with fine-tuned/pre-trained models, where a question might be answered based on “knowledge” that is embedded in the pre-trained model.

On the more fundamental level, all QA benchmarks are very sensitive to lexical choice in the question and its similarity to the text. Furthermore, QA benchmarks rely on human authored questions and hence are very likely to contain ar-

tifacts and easily solvable questions. In particular, it is very hard to ask “natural” questions that cannot be answered from the text, or whose answer is “no”: when asking such “misleading” questions, it is very easy for a person to fall into some common patterns, which are easily identifiable by models. Moreover, in many cases, the existence of the question itself provides a huge hint towards the answer.

The underlying cause for all of these issues is that QA-based setups do not measure the comprehension of a *text*, but rather comprehending a *(text, question) pair*, where the question adds a significant amount of information, focuses the model on very specific aspects of the text, and exposes the evaluation to many biases and artifacts. This reliance on the human-authored questions makes QA a bad format for measuring “text understanding” or “reading comprehension” abilities: we are likely measuring something else, such as the ability of the model to discern patterns in human question-writing behavior.

In contrast, the TNE task as we define it sidesteps all of these issues. At its core, it is an *exhaustive yet not open-ended* task: it aims to recover all preposition-mediated relations between NPs in the text, and only them. It is based on the text alone, without adding any additional information which is not present in the text. The exhaustive nature entails looking both at positive instances (where a relation exists) and negative ones (where it doesn’t), making it harder for models to pick up shallow heuristics: the existence of a question (“is there a preposition-mediated link between these two NPs”) no longer reveals information to the question-answerer, beyond the information that the two NPs appeared in the same text. Finally, the list of NPs to be considered is pre-specified, thus isolating the problem of *understanding the relations* between NPs in the text, from the much easier yet intervening problem of *identifying NPs* and *agreeing on their exact spans*. Yet, performing the task correctly and recovering all and only the relevant relations entails a deep comprehension of the text, one which all human readers do as a byproduct of reading.

Thus, we consider TNE to be a much less biased and less gameable measure of Reading Comprehension than QA-based benchmarks. Of course, the information captured by the task is still limited: TNE does not cover all levels of text under-

standing. Solving TNE does not mean fully understanding the text. However, TNE mistakes clearly show failures and deficiencies in reading comprehension.

## 4 The Text-based NP Enrichment Dataset

We collect a large-scale NP Enrichment dataset, consisting of 5.5K documents in English. It covers about 200K NPs and over 1M NP relations.

**Domains** The dataset is composed of a main domain (WikiNews, intended for use for training, development, and testing) as well as smaller additional domains (movie reviews, book excerpts, and Reddit discussions) that are intended for testing out-of-distribution generalization performance.

**Data composition** Following the formal task definition in §2, each document consists of a list of non-pronominal base-NPs, a list of coreference clusters over the NPs, and a list of relations. The base-NPs are based on automatic detection using SpaCy (Honnibal et al., 2020)<sup>5</sup>, but some base-NPs were not detected by SpaCy and they were added manually by the annotators. Each relation consists of two NPs and a connecting element, which is one of 23 prepositions,<sup>6</sup> or the expression “member(s) of” which designates subset-set or element-set relations.

The links were collected *exhaustively*, i.e., all possible pairs of all the NPs in the text were considered as potential links. In other words, any NP could be potentially linked to any number of any other NPs in the text.

Each document contains coreference clusters that were collected in the annotation process. These clusters are a by-product of the annotation process and are not essential for the NP Enrichment task. However, due to the task definition and the annotation process, each *anchor* that is connected to a *complement*, is also connected to all the other NPs in the complement’s coreference cluster.

**Data-splits** We designate 3,988 main-domain documents for training, 500 for development, and

<sup>5</sup>v.3.0.5, model - *en\_core\_web\_sm*.

<sup>6</sup>of, against, in, by, on, about, with, after, to, from, for, among, under, at, between, during, near, over, before, inside, outside, into, around. The set was initiated with the 20 most common prepositions in English, and we added three additional prepositions that were requested during the initial annotation phase.

500 for test. The 509 out-of-domain documents are reserved for testing as well. While the entire corpus is of high quality, we ensured that the test subsets went through more rigorous quality control procedures. The documents that were annotated earlier are of somewhat lower quality than those annotated later in the process and are intended for training. All of the train-set documents were annotated by a single annotator for the coreference step, and by two annotators for the NP-relation step. The two annotations for the relation step then went through a consolidation step. Both test sets, the main-domain test-set and the out-of-domain test-set were annotated after the train data by reliable experienced annotators. Here, two annotators performed the coreference step, and the two were consolidated by one of the authors.

## 5 Data Annotation and Curation

### 5.1 Data Sources

We use WikiNews<sup>7</sup> as our main data source (in-domain). We collected 5K articles from the 2020-02-20 dump of WikiNews<sup>8</sup> and used the articles in the order as they appeared in the dump. We used multiple heuristics to filter documents. First, we discarded the documents that had non-standard structures.<sup>9</sup> Then, we filtered articles from the categories “Science and Technology”, “Software” and “Computing”. We also filtered articles that contained a high percentage of words that denote abstract notions, based on Concretness Ratings by Brysbaert et al. (2014). Finally, we discarded articles that had less than 25 or more than 50 NPs (not including pronouns) in the first three paragraphs, to maintain balance in length of all the annotation tasks. From each article, we use the first three paragraphs for annotation and also include the title and subtitle of the articles, as these often provide context for the article and are referred to from the main text.

Additionally, we include three other data sources to provide out-of-domain (OOD) distribution test sets, which are expected to be more challenging, similarly to the MNLI corpus (Williams et al., 2018). These include: (1) movie reviews from IMDB (Maas et al., 2011), (2) books from the Gutenberg

<sup>7</sup><https://en.wikinews.org/>

<sup>8</sup><https://dumps.wikimedia.org/>

<sup>9</sup>For example, those that had no title or no text.

project<sup>10</sup> and (3) Reddit discussions.<sup>11</sup> For Reddit, we gathered conversations from a few popular forums: *r/asksurfedsience*, *r/atheism*, *r/LifeProTips*, *r/AskHistorians*, *r/depressed* and *r/YouShouldKnow*. We use these additional sources solely for testing, to assess the models’ capabilities on OOD data. We collected an overall of 509 documents for the OOD test set: 169, 170, and 170 from IMDB, Gutenberg project, and Reddit respectively.

The structure of the texts in these domains varies from the in-domain news articles structure. For instance, the titles in the IMDB domain are the names of the movies or series; in book excerpts, they are the titles of the books; in Reddit, they are the posts’ titles. Moreover, Reddit discussions are organized as conversation threads, and as such, we consider each reply as a paragraph. Such “paragraphs” tend to be short. Therefore often more than three paragraphs per document are included to make the Reddit documents comparable in length with the in-domain documents.

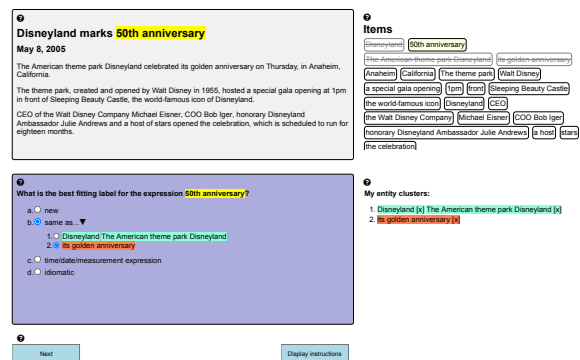
## 5.2 Annotation Procedure

We propose a manual annotation procedure that allows us to collect a large-scale dataset for the NP Enrichment task. Considering all  $k^2 - k$  NP pairs (with typical  $k$  values of around 30) is tedious, and, in our experience, results in mistakes and inconsistencies. In order to reduce the size of the space and improve annotation speed, quality, and consistency, we opted for a **two-stage process**, where the first stage includes coreference clusters annotation over mentions, and the second stage involves NP Enrichment annotation over the clusters from the first stage. We find that this two-stage process dramatically reduces the number of decisions that need to be taken, and also improves recall and consistency by reducing the cognitive load of the annotators, focusing them on a specific mode at each stage.

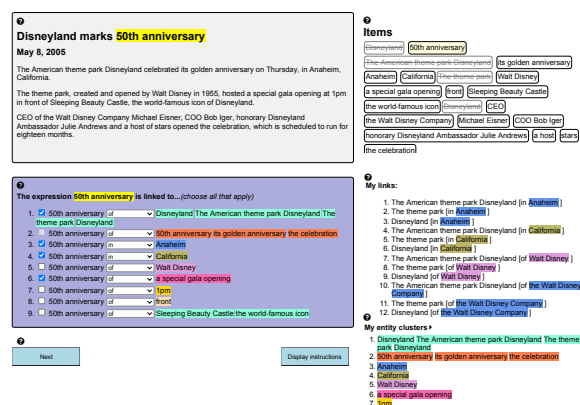
**Stage 1: Annotating coreference clusters** The first stage consists of collecting coreference clusters, as well as discarding NPs that are “irrelevant” for the next stage. We created a dedicated user-interface to facilitate this procedure (Figure 3a). The annotators go over the NPs in the text in order, and, for each one, indicate if they are (a) a new mention; (forming a new cluster) (b) “the same as”

<sup>10</sup><https://www.gutenberg.org/>


<sup>11</sup><https://www.reddit.com/>



(a) Coreference clusters collection interface.



(b) NP Enrichment data collection interface.



(c) NP Enrichment consolidation interface.

Figure 3: Interfaces of the different annotation steps.

entities in an existing cluster formed in an earlier stage; (c) a time or measurement expression; (d) an idiomatic expression. At each point, the annotators can click on a previous NP to return to it and revise their decisions.

Of the main-domain documents, 90% were an-

notated by a single annotator, and the other 10% by two, for measuring agreement. Finally, the 10% annotated by two annotators were further consolidated by one of the authors of the paper. These consolidated annotations were then used for the test set to ensure better quality. The out-of-domain data is also annotated by two workers per document and then consolidated by the same author.

**Stage 2: Annotating NP-relations** The second step is the NP Enrichment relation annotation. The annotators are exposed to a similar interface (Figure 3b), but now they have to connect each NP in the text to coreference clusters. For each NP in the text in order, they need to select all the coreference clusters that apply, if any, and for each one, they need to select a preposition that expresses the relation between the NP and the cluster. As in the coreference annotations, annotators see all their previously formed links, and can at any stage go back to an earlier NP to revise their annotations.

For this stage, all the documents are annotated by two annotators and undergo a consolidation step. The consolidation over the two annotators is performed by a third annotator, that did not see the document before. This annotator is presented with an interface that is similar to the one used for the NP Enrichment task and is shown in Figure 3c. However, at this stage, the consolidator sees all the relations created by the two preceding annotators, and the task is to decide which of them is correct.<sup>12,13</sup>

### 5.3 Annotators

We trained and qualified 23 workers on the Amazon Mechanical Turk (AMT) platform, to participate in the coreference, NP relations, and consolidation tasks. We follow the controlled crowd-

<sup>12</sup>To measure the agreement of the consolidation step we employ an additional annotator to perform the consolidation on 10% of the documents, and report the agreement between the two consolidators.

<sup>13</sup>Note that in this stage, the consolidator can choose two links with identical NPs, but a different preposition, if both prepositions correctly describe a relation between the two NPs (e.g. Ex. (4)). This may increase the possible relations in a given document from  $k^2 - k$  possible pairs to  $(k^2 - k) * p$ , where  $p$  being the number of considered prepositions. However in practice, having more than two prepositions for the same NP pairs is extremely rare, and two prepositions happen in 11.6% of the test-set. For simplicity, in this work, we consider a single preposition for each NP pair, but the collected data may contain also two prepositions.

	In-Domain		Out-of-Domain				all
	train	test	Books	IMDB	Reddit	OOD	
Coreference	-	82.1	76.8	77.6	78.6	77.1	79.8
Relation-F1	89.8	94.4	87.0	89.6	90.2	88.9	90.3
IPrep-Acc	99.8	100.0	99.5	99.8	100.0	99.8	99.9
UPrep-Acc	100.0	100.0	100.0	100.0	100.0	100.0	100.0
F1	89.6	94.4	86.6	89.4	90.2	88.6	90.1

Table 1: Agreement scores on the different annotation parts. We report both the coreference CoNLL scores, and the metrics of NP Enrichment calculated on the consolidated annotations.

sourcing protocol suggested by Roit et al. (2020); Pyatkin et al. (2020) giving detailed instructions, training the workers, and providing them with ongoing personalized feedback for each task.

We paid \$1.5, \$2.5, and \$1.5 for each HIT in the coreference, NP-relations, and consolidation tasks respectively. The price for the NP-relations task was raised to \$2.7 for the test and out-of-domain subsets. We additionally paid bonus payments on multiple occasions. Overall, we aimed at paying at least the minimum wage in the U.S.

### 5.4 Inter-annotator Agreement

We report the agreement scores for the coreference and the consolidated relation annotations. The full results, broken by split are reported in Table 1. The IPrep-Acc and UPrep-Acc metrics measure the preposition-only agreement (did the annotators choose the same preposition for a given identified NP-pair), and are discussed in §8.2.

**Coreference** We follow Cattan et al. (2021) and evaluate the coreference agreement scores after filtering singleton clusters. We report the standard CoNLL-2012 score (Pradhan et al., 2012) that combines three coreference metric scores. The in-domain test score<sup>14</sup> is 82.1, while in the OOD the score is 77.1. For comparison with the most dominant coreference dataset, OntoNotes, which only reported the MUC agreement score (Vilain et al., 1995), we also measure the MUC score on our dataset. The MUC score on our dataset is 83.6, compared to 78.4-89.4 in OntoNotes, depending on the domain (Pradhan et al., 2012). It is worth noting that on the Newswire domain of OntoNotes

<sup>14</sup>To reduce costs and time, we did not collect double annotation for the train split, thus we cannot report agreement on this split.



(the domain that is most similar to ours because it also consists of news articles) the score is 80.9, which indicates a high quality of annotation in our corpus. We expect the quality of the final coreference data in our corpus to be even higher due to the consolidation step that was done by an expert (one of this paper’s authors) on the test set and OOD splits, that was done before the link predictions annotation step.

**NP-relations** Next, we report agreement scores on the NP-relations consolidation annotation, which were measured on 10% of all the annotations. We use the same metrics for the NP Enrichment task (§2) and use one of the annotations as gold, and the other as the prediction. Thus we only report accuracy and F1 scores (the precision and recall are symmetric depending on the role of each document). The Relation-F1 scores for the train and test are 89.8 and 94.4 respectively, while for the OOD it is 88.9. Notice that while the test agreement is significantly higher than the train agreement, the OOD score is similar to the train split score. The preposition scores are almost perfect in all splits, with an average of 99.9 when the annotators agree on the link and 100.0 when they don’t. Finally, the F1 scores also differ between splits: 89.6, 94.4, and 88.6 for the train, test, and OOD, respectively, but are overall high.

## 6 Dataset Statistics and Analysis

We report some statistics of the resulting NP Enrichment dataset. The main stats are described in Table 2. Overall, we collected 5,497 documents, with per-document averages of 35.8 NPs, 5.2 non-singleton coreference clusters, and 186.7 NP-relations.

**Distribution of Prepositions** We analyze the prepositions in the links we collected. We aggregate the prepositions of the test set from all links and present their distribution in Figure 4. We only show prepositions that appear at least in 4% of the data, and the rest are aggregated together into the *Other* label. The most common preposition is *of*, followed by *in*, which constitute 23.9% and 19.8% of the prepositions in our data respectively. The rest of the prepositions are used much less frequently, with *from* and *for* appearing in 9.7% and 6.3% of the data respectively. The least used preposition is *into*, which appears in 0.07% of the data.

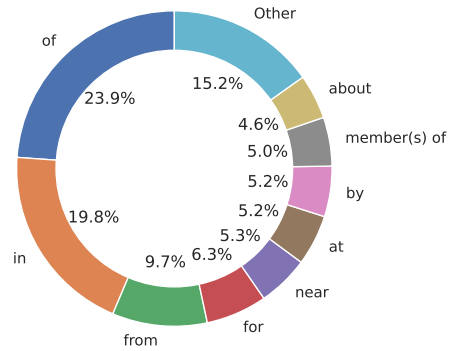


Figure 4: Distribution of the prepositions in the NP Enrichment test set.

**NP-relations** We provide some statistics that shed light on the nature of the preposition-mediated NP relations in the data. First, we measure the *surface distance* between the two NPs in the relations, in terms of token counts between the *anchor* and the *complement*. We found the average distance to be 53.7 tokens, indicating an average large distance between two NPs, which demonstrates the task’s difficulty. *Anaphoric* relations (as opposed to cataphoric ones) are relations where the *complement* appears before the *anchor*. 56.7% of the relations are anaphoric. Sometimes, the string “**anchor** preposition *complement*” appears directly in the text. We call these cases *Surface-Form*. For instance in Ex (5) (**the teacher** at *his school*) is a *surface-form* relation. We compute the percentage of such relations in the data and found only 3.9% of them to be of such type. We also relax this definition and search for the preposition following the complement in a window size of 10 from the anchor, which we call *Surface-Form+*. These percentage of such cases remains low: 6.0% of the links. *Symmetric* relations are two relations between the same two NPs, that differ in direction (and potentially the preposition). On average, there are 10.9 such symmetric relations in a document. Finally, *transitive* relations are sets of three NPs, *a*, *b* and *c* that include relations between (*a*, *b*), (*b*, *c*) and (*a*, *c*) (the preposition identity is not relevant). We found an average of 97.3 transitive relations per document in total.

**Explicit vs. Implicit NP Links** Next, we analyze the composition of the links in the dataset, as to whether these links are implicit or ex-

	In-Domain			Out-of-Domain				all
	train	dev	test	Books	IMDB	Reddit	OOD-all	
Documents	3,988	500	500	170	169	170	509	5,497
Tokens	650,905	81,627	77,442	30,133	29,745	27,521	87,399	897,373
NPs	143,406	17,815	17,521	6,502	6,099	5,803	18,404	197,146
Coref-Clusters	21,473	2,598	2,581	773	759	821	2,353	29,005
NP-Links	744,513	103,668	120,198	22,886	25,164	10,228	58,278	1,026,657
Coref-Links	354,734	51,776	56,443	11,847	11,798	5,347	28,992	491,945
Avg. Transitive	95.5	119.2	144.2	52.8	64.5	14.8	44.0	97.3
Avg. Distance	53.9	52.8	52.6	53.6	58.6	48.5	54.9	53.7
Avg. Title Links	24.4	25.1	27.5	12.2	19.5	14.8	15.5	23.9
Avg. Symmetric Links	10.2	12.6	14.3	6.7	26.5	1.7	11.6	10.9
% Anaphores	56.9	56.0	55.7	56.7	56.6	57.3	56.8	56.7
% Surface-Form	4.0	3.5	2.9	4.3	2.7	5.4	4.1	3.9
% Surface-Form+	6.2	5.6	4.6	6.7	3.5	7.2	5.8	6.0
% Intersentential	84.4	85.1	85.5	79.8	87.7	83.2	83.8	84.6

Table 2: Statistics summary of the NP Enrichment dataset.

PLICIT. While there is no accepted definition of explicit-implicit distinction in the literature (Carston, 2009; Jarrah, 2016), here we adapt a definition originally used by Cheng and Erk (2018) for another phenomenon, implicit arguments<sup>15</sup>: in an *implicit* link the *anchor* and the *complement* are not syntactically connected to each other and might not even appear in the same sentence. This implies i.a. that any intersentential links are implicit<sup>16</sup>, while links within one sentence can be either implicit or explicit. We sample three documents from the test-set, containing 590 links in total, and count the number of links of each type. Our manual analysis reveals that 89.8% of the links are implicit.

**Bridging vs. TNE** As we discuss in §9, *bridging* has been studied extensively in the past decades. Here, we explore how many of the relations we collected correspond to the definition of *bridging*. We use the same three documents from the analysis described above, and follow the annotation scheme from ISNotes1.0<sup>17</sup> to annotate them for *bridging*. We found that 15 out of the 590 links (2.5%) in these three documents are *bridging* links (i.e. meet the criteria for bridging defined in the

<sup>15</sup>Implicit arguments “are not syntactically connected to the predicate and may not even be in the same sentence” (Cheng and Erk, 2018).

<sup>16</sup>84.6% of all the links in our dataset are intersentential.

<sup>17</sup>[https://github.com/nlpAThits/ISNotes1.0/blob/master/doc/release\\_annotation\\_scheme.pdf](https://github.com/nlpAThits/ISNotes1.0/blob/master/doc/release_annotation_scheme.pdf)

ISNotes guidelines). These three documents contain 104 NPs, i.e. the ratio of bridging links per NP is 0.14. While the ratio is small, it is larger than the ratio in ISNotes which contains 663 bridging links out of 11K annotated NPs (Hou et al., 2013b), i.e. 0.06 bridging links per NP.

## 7 Deterministic Baselines

We explore multiple deterministic baselines, that should expose heuristics in the data that models may use, and provide further insights about our data. We only tackle the question of detecting valid anchor/complement pairs, without considering the preposition’s identity.

**Title Link** This baseline considers one of the title’s NPs as the *complement* for each NP in the text. We experiment with three versions of this baseline: *Title-First*, *Title-last* and *Title-random* which use the first, last and a random NP in the title respectively.

**Adjacent Link** The second baseline predicts the adjacent NP as a complement. We have two variants: predict the anaphoric NP (ADJ-ANAPHORA) or the cataphoric NP (ADJ-CATAPHORA) as the complement.

**Surface Link** The third baseline predicts surface links in the text, i.e., links in which the string “**anchor** preposition *complement*” appears as-is in the text. For instance, in “Adam’s father went to meet **the teacher** at *his school*” it will predict the

link (*the teacher, at, his school*). We also experiment with a relaxed version *Expanded-surface*, which looks for the complement at a distance of up to 10 tokens following the anchor.

**Combined** This baseline combines the three others, using the best strategy of each one and its’ purpose is to increase the recall.

## 7.1 Results

The deterministic baselines’ results are summarized in the first part of Table 3. In general, the F1 scores of the ‘single’ baselines are low, ranging between 5.8 and 20.8 points, where the Adj-Anaphora baseline achieves the lowest score and the Surface-Extended baseline achieves the highest score. The Combined baseline, makes use of the best strategy of each previous baseline (based on the F1 score), that is, Title-Last, Adj-Cataphora, and Surface-Extended, and reaches 22.8 F1. These results demonstrate that (a) the links are spread across different locations in the text, and (b) that the data is unlikely to have clear shortcuts that models might exploit, while there are some strong structural cues.

## 8 Neural Models

Next, we experiment with three neural models based on a pre-trained masked language model (MLM), specifically, SpanBERT (Joshi et al., 2020). We also experiment with an additional baseline with uncontextualized word embeddings.

**Architecture** At a high level, our models take the encoding of two NPs—an anchor and a complement—and predict whether they are connected, and if so, by which preposition. We encode the text using the MLM and then encode each NP by concatenating the vectors of its first and last tokens. Each NP representation is fed into two MLPs with one hidden-layer each, a 500-dimensions representation each. For each NP pair in the data, we then concatenate its anchor and complement representation and feed them into a prediction model.

**Variants** In the **decoupled prediction** variant, we treat each prediction as a two-step process: one binary prediction head asks “are these two NPs linked”, and in case they are, another multiclass head determines the right preposition.<sup>18</sup>

<sup>18</sup>During training, the preposition-selecting head is only used for NP pairs that are connected in the gold data.

	Model	Precision	Recall	F1
	Human*	94.8	94.0	94.4
Deterministic	Title-First	25.6	4.1	7.1
	Title-Last	29.2	4.7	8.1
	Title-Random	27.2	4.4	7.5
	Adj-Anaphora	21.2	3.4	5.8
	Adj-Cataphora	31.6	5.1	8.7
	Surface	<b>43.5</b>	3.3	6.2
	Surface-Extended	14.4	37.7	20.8
	Combined	15.4	<b>44.1</b>	<b>22.8</b>
Pretrained	Decoupled-static	10.1	58.8	17.2
	Decoupled-frozen-base	9.6	55.5	16.3
	Decoupled-frozen-large	9.7	56.2	16.5
	Decoupled-base	11.8	68.5	20.1
	Decoupled-large	12.0	<b>69.9</b>	20.5
	Coupled-static	59.6	14.4	23.2
	Coupled-frozen-base	60.1	8.6	15.1
	Coupled-frozen-large	58.4	11.5	19.2
	Coupled-base	60.4	41.5	49.2
	Coupled-large	<b>65.8</b>	43.5	<b>52.4</b>

Table 3: Results of the deterministic baselines and neural models on the NP Enrichment test set. We report three metrics: the precision, recall and F1 of the overall relation predictions. The first row is an estimated human agreement on 10% of the data, and not over the entire test set, thus marked with an asterisk.

In the **coupled prediction** variant, we have a single multiclass head that outputs the connecting preposition or NONE, in case the NPs are not connected.

We also experiment with a **frozen** (or “probing”) variant of both models, in which we keep the MLM frozen, and update only the NP encoding and prediction heads. The frozen architecture is intended to quantify the degree to which the pretrained MLM encodes the relevant information. Architecturally, the frozen variant is very similar to the *edge-probing* architecture of Tenney et al. (2018).

Finally, the **static prediction** variant aims to measure how well a model can perform with NPs alone, without considering their context. This model sums all the static embedding of each span and uses the same modeling as the coupled prediction. This baseline uses the 300-dim word2vec uncontextualized embeddings (Mikolov et al., 2013). We experiment with two versions of this variant: decoupled and coupled.

**Technical Details** All neural models are trained using cross-entropy loss and optimized with Adam (Kingma and Ba, 2014), using the AllenNLP library (Gardner et al., 2017). We train for 40 epochs and stop after 10 iterations without improvement of the development set on the F1 metric. We select the best model using the development set. We use a learning rate of  $1e^{-5}$ . We use SpanBERT (Joshi et al., 2020) as the pretrained MLM, as it was found to work well on span-based tasks with its *base* and the *large* variants. The anchor and complement encoding MLPs have one 500-dim hidden layer and output 500-dim representations. The prediction MLPs have one 100-dim hidden. All MLPs use the ReLU activation. We used the same hyperparameters for all baselines and did not tune any of them.<sup>19</sup>

## 8.1 Results

**In-Domain Results** The pretrained models are presented in the second part of Table 3.

Overall, the fully trained transformers in the *coupled* variant perform significantly better than all other models, achieving 49.2 and 52.4 F1 in the base and large variants. Interestingly, the static and frozen variants perform similarly: the F1 scores range between 15.1 and 23.2. It is worth noting that the static variant achieves better results than the frozen one. This corroborates our hypothesis that many of the capabilities needed to solve the task are not explicitly covered by the language-modeling objective and that the NPs information alone is not sufficient to solve the task. Finally, we note an interesting trend that the decoupled variant favors recall whereas the coupled variant favors precision, across all models.

In summary, all models perform substantially below human agreement, leaving a large room for improvement.

**OOD Results** Here we report the best model’s results (coupled-large) on the OOD data. The results are summarized in Table 4. We break down the results per domain (and per forum in the case of Reddit), as well as the human agreement results for comparison. We observe a substantial drop in performance, with a large difference between domains (e.g. the model achieves on the IMDB split an overall 36.9 F1, while on Reddit - 28.2 F1). While the agreement scores for these

<sup>19</sup>Except from the static variant which we also tried a larger learning rate of  $1e^{-3}$ , which worked better in practice.

Split	Precision	Recall	F1
In-domain test	65.6	43.7	52.5
Human*	80.5	93.7	86.6
Books	46.3	28.4	35.2
Human*	89.8	89.0	89.4
IMDB	51.7	28.6	36.9
Human*	91.2	89.3	90.2
r/askedsience	48.3	25.7	33.6
r/atheism	44.1	25.7	32.5
r/LifeProTips	31.4	15.9	21.1
r/AskHistorians	36.4	26.0	30.3
r/depressed	43.4	27.3	33.5
r/YouShouldKnow	36.5	20.9	26.6
r/	37.8	22.5	28.2
Human*	86.9	90.5	88.6
OOD	46.9	27.5	34.7

Table 4: Results of the best model (Coupled-large) on the OOD split, broken into the different subsplits. The columns are the same as in Table 3. Also reporting the results on the in-domain test set, for comparison.

domains are also lower than for the in-domain test set (88.6 F1), the model’s performance decreases more drastically on these splits.

## 8.2 Analysis

**Unlabeled Accuracy and Preposition-only Accuracy** To disentangle the ability to identify that a link exists between two NPs from the ability to assign the correct preposition to this link, we report also unlabeled scores (ignoring the preposition’s identity) and preposition-only scores. IPrep-Acc is the accuracy of predicting the correct preposition over gold relations (NP pairs) where the unlabeled relation was correctly identified by the model. UPrep-Acc is the accuracy of predicting the correct preposition for gold NP pairs that were not identified by the model. The results (Table 5) reveal a big gap between IPrep and UPrep accuracies for all models, indicating that the models are significantly better (yet far from perfect) at choosing the correct preposition when they identify that a relation should exist between two NPs. Overall, the preposition selection accu-

	Links-P	Links-R	Links-F1	IPrep-Acc	UPrep-Acc
Human*	94.8	94.0	94.4	100.0	100.0
Decoupled-static	67.3	19.6	30.4	77.7	54.2
Decoupled-frozen-base	65.9	24.5	35.7	65.0	52.5
Decoupled-frozen-large	67.2	22.8	34.1	68.2	52.7
Decoupled-base	71.1	46.7	56.4	78.2	59.9
Decoupled-large	73.5	47.2	57.5	79.3	<b>61.5</b>
Coupled-static	70.1	17.0	27.4	<b>85.0</b>	49.8
Coupled-frozen-base	73.8	10.6	18.5	81.5	44.0
Coupled-frozen-large	73.3	14.4	24.0	79.8	43.7
Coupled-base	76.4	52.4	62.2	79.1	50.7
Coupled-large	<b>80.5</b>	<b>53.1</b>	<b>64.0</b>	81.8	49.6

Table 5: Additional metrics of the neural models on the NP Enrichment test set. We report five metrics: the precision, recall and F1 of the relation predictions, as well as the preposition accuracy on relations where the model predicted there’s a relation (IPrep-Acc), as well as the accuracy where the model predicted there’s no relation (UPrep-Acc). The first row is an estimated human agreement on 10% of the data, and not over the entire test set, thus marked with an asterisk.

accuracy is significantly better than the majority baseline of choosing “of” for all cases (which would yield 23.5%) but substantially worse than the human agreement which is almost 100%. We also observe that while the unlabeled relation scores are indeed better than their labeled counterparts, the link-identification aspect of the task is significantly more challenging than choosing the correct preposition once the link was identified.

**Proposition Analysis** Finally, we analyze the errors of the best model on the different classes (the most common prepositions and the no-relation). We calculate a confusion matrix of such predictions and show the results in Figure 5. The figure shows the predictions in a  $\log_2$  scale, as the distribution is very unbalanced.<sup>20</sup> We observe that the most confusing label is the preposition *in*, which is confused (both in false positive and false negative) with all the other labels. The preposition *of* is also confused quite frequently, as opposed to *about* which is confused much less.

## 9 Related Tasks and Linguistic Phenomena

From the outset, recovering the set of NP-NP relations appears familiar from many previous lin-

<sup>20</sup>In cases where there is no confusion, we do not apply the log function, and simply use the original value (0).

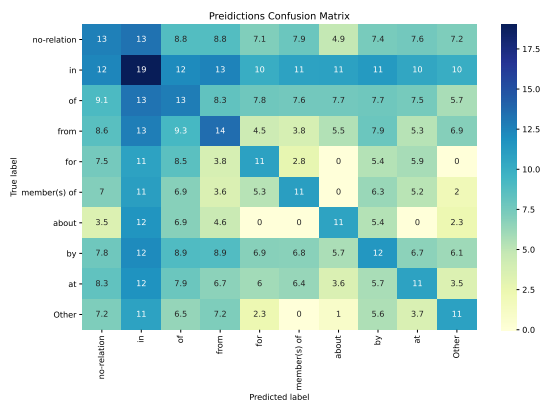


Figure 5: Confusion matrix of the predictions of the Joint-large model over the test set. The numbers are in  $\log_2$  scale (except from zero values which are untouched), and we only present the 10 most common labels for brevity.

guistic endeavors, such as bridging anaphora resolution (Markert et al., 2012; Hou et al., 2013a,b; Rösiger, 2018; Grishina, 2016; Uryupina et al., 2019)<sup>21</sup>, relational nouns (Partee and Borschev, 2000; Barker, 2019), nominal argument completion (Meyers et al., 2004; Gerber et al., 2009; Cheng and Erk, 2018), and more. A shared property of the aforementioned studies is that they have all been defined by linguists, using linguistic terminology, written for linguists, and with a predominantly documentary motivation. As a result the task definitions are often narrowly scoped, specific, and highly technical. This makes them non-interpretable for non-experts, making their annotation by crowdworkers essentially impossible. Moreover, the theory-loaded definition and seemingly arbitrary task boundaries also make the consumption of the output by (non-linguist) NLP practitioners doubtful.

In this work we aimed to define a linguistically meaningful yet concrete, simple, properly scoped, and easy to communicate task. We want crowdworkers as well as downstream-task designers to be able to properly understand the task, its scope and its output, and we want the data collection procedure to be amenable to high inter-annotator agreement. In what follows we discuss related linguistic concepts, as well as alternative task defi-

<sup>21</sup>See more references to works on bridging in section NP Enrichment vs. Bridging-anaphora resolution below.

nitions that have been articulated in NLP, discuss their shortcomings, and indicate their relation to the NP Enrichment task we propose herein.

**NP Enrichment vs. relational-nouns completion.** Our departure point for this work has been the notion of an *implicit argument of a noun*, i.e., nouns such as “brother” or “price” that are incomplete on their own and require an argument to be complete. In linguistics, these are referred to as relational nouns (Partee and Borschev, 2000; Barker, 2019; Newell and Cheung, 2018; de Bruin and Scha, 2002). *Relational* nouns (as opposed to so-called *sortal* nouns) are nouns whose denotations involve a multi-place relation. For example, “brother”, “president”, and “price” are relational nouns, as their complete denotation must involve a relation to another noun: brother of someone, president of some entity, price of some goods. When the relation to the second noun is not explicitly specified, the denotation cannot be determined, and the noun appears to be “incomplete”, or missing an argument. In contrast, nouns like “Dhaka”, or “sofa” are conceived as “complete”: their denotation does not rely on relation to other nouns and can be fully determined.

A sensible task, then, could be to identify all the relational nouns in the text and recover their missing noun argument. However, in practical terms, the distinction between sortal and relational is not a clear-cut distinction. There are (too) many corner cases. For instance, is “a mother” sortal or relational? While mothers are intuitively always defined with respect to a child, this is not clearly the case in an assertion like “Jane is a prototypical mother”, where “mother” is used as a generic term packing a set of properties, and does not necessarily relate to the specific offsprings. Such corner cases and fuzzy boundaries make the question “is this a relational noun” or “is this an incomplete noun” hard to precisely define and hard to communicate to annotators and task users.

Perhaps more importantly, even nouns that are considered strictly *sortal*, such as “Dhaka” or a “sofa”, can be seen as having implicit (even if non-obligatory) arguments or adjuncts. Specifically, sortal nouns often stand in relation to other nouns, and these relations are useful for understanding the text and for determining the reference of the NP — as in “Dhaka [in Bangladesh]”, or “the house [of a particular owner]”, or even “the sofa [on the carpet]” (as opposed to the sofa on the

floor) for fully determining the reference.

We thus opted for a definition that, rather than focusing on a particular noun asking “is this noun incomplete?”, takes *any* two NPs in the text and asks “can these be connected by a preposition in the text context?”. The advantage of this approach is that while we *only* use information from within the text, NPs in the text can *enrich* information about (any) other NP. While this leaves some relational nouns (those whose complements are not in the text) incomplete, it makes the task well defined, clearly scoped, and non-speculative. Indeed, this definition extends the scope far beyond relational nouns, potentially enriching all nouns in the text with invaluable relational information.

**NP Enrichment vs. Decontextualization** Recently, Choi et al. (2021) introduced the text-decontextualization task, in which the input is a text and an enclosing textual context, and the goal is to produce a standalone text that can be fully interpreted outside of the enclosing context. The decontextualization task involves handling multiple linguistic phenomena, and, in order to perform it well, one must essentially perform a version of the NP Enrichment task. For example, decontextualizing “Prices are expected to rise” based on “Temporary copper shortage. Prices are expected to rise”, involves establishing the relation “Prices [of copper] are expected to rise”).

Like our NP Enrichment proposal, the decontextualization task was also defined by application-motivated NLP researchers. It is useful, well-defined and easy to explain. However, as it is entirely goal-based (“make this sentence standalone”), the scope of covered phenomena is somewhat eclectic. More importantly, the output of the decontextualization task is targeted at human readers rather than machine readers. For example, the task does not handle relations between NPs that appear within the decontextualized text itself; it only recovers their relations with NPs in the surrounding context. Thus many implicit NP relations are left untreated.

**NP Enrichment vs. Bridging-anaphora resolution** A closely related linguistic concept and an established NLP task that has been explored in the last decade is *bridging anaphora resolution* (Hou et al., 2013a,b; Nedoluzhko, 2013; Hou et al., 2014; Pandit and Hou, 2021; Hou, 2020; Hou et al., 2018; Hou, 2018a,b; Rösiger, 2018;

	ISNotes	BASHI	ARRAU	TNE
The anchor/bridging expression can be <b>discourse-old</b>	No	No	No	Yes
The anchor/bridging expression has to be <b>anaphoric</b> (not interpretable without the antecedent)	Yes	Yes	No. “Most bridging links are purely lexical bridging pairs which are not context-dependent (e.g., Europe – Spain or Tokyo –Japan).” (Hou, 2020)	No
<b>Cataphoric</b> links (to expressions that appear later in the text) are allowed	No	No	No	Yes
Links are annotated as <b>part of a larger task</b> (e.g. IS, anaphoric phenomena)	Yes	No	Yes	No
The relations in the links have to be <b>implicit</b>	Yes	Yes	Yes	No
The relations in the links are <b>limited to certain semantic types</b>	No. Any relations are allowed, but, similarly NP Enrichment, “you must be able to rephrase the bridging entity by a complete phrase including the bridging entity and the antecedent.” If the antecedent is an NP, rephrasals are restricted to a PP or possessive/Saxon genitive. “Set bridging” is allowed in special cases.	No	Yes. Bridging is limited to a set of relations (part-of, element, subset, “other”, “undersp-rel”) (Uryupina et al., 2019). On the other hand, the “undersp-rel” category can include any relations. The relations are marked.	No. Any relations that can be expressed with a preposition, are included, as well as element-set and subset-set relations.
The antecedent/complement can be <b>not only nominal, but also verbal or clausal</b>	Yes	Yes	Unclear	No. Only nominal complements are included
The bridging expression/anchor has to be <b>definite</b>	No.	No, but different labels are used to distinguish definite and indefinite expressions.	No	No. Anchors can be both definite and indefinite
<b>Multiple antecedents / complements</b> are allowed	Yes, but only if they have different mandatory roles in the argument structure of the bridging expression.	“As a general principle, one antecedent has to be chosen. In special cases, e.g. comparative cases where two antecedents are needed, the annotator may create two or several links.” <sup>22</sup>	Unclear	All the complements of every anchor should be annotated. Multiple complements are allowed and very common.

Table 6: Bridging anaphora resolution vs. NP Enrichment.

Grishina, 2016; Pagel and Roesiger, 2018; Gardent et al., 2003; Matsui, 2001; Roesiger et al., 2018a; Roesiger, 2018; Kobayashi and Ng, 2021). Both in bridging anaphora resolution and in NP Enrichment, noun phrases are linked to entities mentioned in the text via non-identity relations. However, there are a number of major differences between bridging and Text-based NP Enrichment. These differences are summarized in Table 6, and expanded upon in what follows.

Firstly, bridging is hard to define. Put in Roesiger et al. (2018b) words: different studies “do not follow an agreed upon definition of bridging. On the contrary, many different phenomena have been described as bridging”. Consequently, manual annotation of bridging relations requires sub-

stantial expertise and effort—and so does the use of the resulting annotations. In contrast, NP Enrichment is compactly defined, and is amenable to large-scale annotation after only a brief annotator training. Indeed, all the available bridging-based corpora are orders of magnitude smaller compared to the NP Enrichment corpus we present here.

Text-based NP Enrichment is both wider and more restricted than bridging anaphora resolution. To illustrate it we focus on three well-known datasets for bridging: ISNotes (Markert et al., 2012), BASHI (Roesiger, 2018) and ARRAU (Uryupina et al., 2019).<sup>23</sup>

Firstly, in bridging the relation between the

<sup>23</sup>For detailed comparison between other bridging datasets see Hou (2016).

bridging expression and the antecedent<sup>24</sup> normally has to be implicit. In NP Enrichment the relations between the anchor and the complement can be either implicit or explicit. Furthermore, to the best of our knowledge, the existing work on bridging does not consider cataphoric bridging links, i.e. the antecedent should appear in the text before the bridging expression. In NP Enrichment the complement can appear before or after the anchor.

In most bridging studies, a bridge is a type of *anaphora*: the bridging expression is not interpretable without the antecedent. In NP Enrichment the anchor is not necessarily anaphoric: it can be interpretable on its own, and the complement supplements it with additional information (“sofa [on the carpet]”) or simply exposes existing information in a uniform way (“American cities [of America]”). Most bridging annotation schemes only allow one antecedent, sometimes with a few exceptions in special cases (Markert et al., 2012). By contrast, in NP Enrichment annotation every possible complement in the text had to be marked, so most anchors have multiple complements.

Bridging expressions normally cannot be discourse-old, i.e. they can only refer to entities that are mentioned in the text for the first time. This implies that in a coreference chain only the first mention can have a bridging link. In NP Enrichment there is no such restriction: an anchor can be either old or new. In many bridging works the antecedent does not have to be an NP. It can be also a verb or a clause. In NP Enrichment both the anchor and the complement have to be NPs.

Some works, e.g. Björkelund et al. (2014) and Gardent et al. (2005), limit bridging expressions to definite NPs. In NP Enrichment there are no such limitations. Some corpora, such as DEDE (Gardent et al., 2005) and GNOME (Poesio, 2004), restrict the relations between the bridging expression and the antecedent to a pre-specified type inventory (e.g. part-of, element, subset, in GNOME). In NP Enrichment, the relation type inventory is natural language based: every relation is possible as long as it can be clearly expressed with a preposition (in addition we have a label “member(s) of” for element and subset re-

<sup>24</sup>In these studies the terms *bridging expression* (or *anaphoric NP*) and *antecedent* roughly correspond to our *anchor* and *complement* respectively.

lations). The use of natural language prepositions as relation types dispenses with the need to define a wide-coverage type inventory. It also alleviates the need of the annotators and the consumers of the task to learn the types and their meanings, thus facilitating both rapid annotation and ease of use. On the other hand, the relations expressed via prepositions are often ambiguous (i.e., the preposition “of” can denote multiple semantic relations including part-of, subset, possession and many others, and similarly for the other prepositions (Schneider et al., 2016, 2015; Gonen and Goldberg, 2016)). In NP Enrichment, the resolution of preposition-sense is deferred to a separate disambiguation stage, if such disambiguation is needed.

Finally, in some corpora bridging is one of the categories in a larger set of phenomena (information status, anaphoric phenomena etc.) Our work is focused on preposition-mediated NP relations as an independent phenomenon.

## 10 Conclusions

In this work, we propose a new task named *Text-base NP Enrichment*, or TNE, in which we aim to annotate each NP with all its relations to other NPs in the text. This task covers a lot of implicit relations that are nonetheless crucial for text understanding. We introduce a large-scale dataset enriched with such NP links, containing 5.5K documents—enough for training large neural networks—and provide high-quality test sets (both in and out of domain). We propose a few baselines for this task and show that it is very challenging—even for state-of-the-art LM-based models, there is a big gap from human performance. We release the dataset, code, and models, and hope for the community to adopt this task as a standard component of the NLP pipeline, and work on more sophisticated models for this challenging and important task. In future work, we hope to improve the models for this task, and demonstrate how its output can benefit other, downstream, NLU tasks.

## Acknowledgements

We would like to thank NLP-BIU lab for helpful discussions and comments on this paper.

Yanai Elazar is grateful to be supported by the PBC fellowship for outstanding PhD candidates in Data Science and the Google PhD fellowship. This project has received funding from the Eu-



European Research Council (ERC) under the European Union’s Horizon 2020 research and innovation programme, grant agreement No. 802774 (iEXTRACT) and grant agreement No. 677352 (NLPRO).

## References

- Chris Barker. 2019. *6. Possessives and relational nouns*.
- Anders Björkelund, Kerstin Eckart, Arndt Riester, Nadja Schaffler, and Katrin Schweitzer. 2014. *The extended DIRNDL corpus as a resource for coreference and bridging resolution*. In *Proceedings of the Ninth International Conference on Language Resources and Evaluation (LREC’14)*, pages 3222–3228, Reykjavik, Iceland. European Language Resources Association (ELRA).
- Jos de Bruin and Remko Scha. 2002. *The interpretation of relational nouns*.
- Marc Brysbaert, Amy Beth Warriner, and Victor Kuperman. 2014. *Concreteness ratings for 40 thousand generally known english word lemmas*. *Behavior Research Methods*, 46(3):904–911.
- Robyn Carston. 2009. *The explicit/implicit distinction in pragmatics and the limits of explicit communication*. *International Review of Pragmatics*, 1:35–62.
- Arie Cattan, Alon Eirew, Gabriel Stanovsky, Mandar Joshi, and Ido Dagan. 2021. *Realistic evaluation principles for cross-document coreference resolution*. In *Proceedings of \*SEM 2021: The Tenth Joint Conference on Lexical and Computational Semantics*, pages 143–151, Online. Association for Computational Linguistics.
- Pengxiang Cheng and Katrin Erk. 2018. *Implicit argument prediction as reading comprehension*.
- Eunsol Choi, Jennimaria Palomaki, Matthew Lamm, Tom Kwiatkowski, Dipanjan Das, and Michael Collins. 2021. *Decontextualization: Making Sentences Stand-Alone*. *Transactions of the Association for Computational Linguistics*, 9:447–461.
- Christopher Clark, Kenton Lee, Ming-Wei Chang, Tom Kwiatkowski, Michael Collins, and Kristina Toutanova. 2019. *Boolq: Exploring the surprising difficulty of natural yes/no questions*. In *Proceedings of the 2019 Conference of the North American Chapter of the Association for Computational Linguistics: Human Language Technologies, Volume 1 (Long and Short Papers)*, pages 2924–2936.
- Herbert H Clark. 1975. *Bridging*. In *Theoretical issues in natural language processing*.
- Jesse Dunietz, Greg Burnham, Akash Bharadwaj, Owen Rambow, Jennifer Chu-Carroll, and Dave Ferrucci. 2020. *To test machine comprehension, start by defining comprehension*. In *Proceedings of the 58th Annual Meeting of the Association for Computational Linguistics*, pages 7839–7859.
- Nicholas FitzGerald, Julian Michael, Luheng He, and Luke Zettlemoyer. 2018. *Large-scale qarl parsing*. In *Proceedings of the 56th Annual Meeting of the Association for Computational Linguistics (Volume 1: Long Papers)*, pages 2051–2060.
- Gottlob Frege. 1960. *On sense and reference*. In Darragh Byrne and Max Kölbel, editors, *Arguing About Language*, pages 36–56. Routledge.
- Claire Gardent, Hlne Manulian, Eric Kow, and Bp Scientifique. 2003. *Which bridges for bridging definite descriptions?*
- Claire Gardent, H  l  ne Manu  li  n, and Cergy Pontoise. 2005. *Cr  ation d’un corpus annot   pour le traitement des descriptions d  finies*.
- Matt Gardner, Joel Grus, Mark Neumann, Oyvind Tafjord, Pradeep Dasigi, Nelson F. Liu, Matthew Peters, Michael Schmitz, and Luke S. Zettlemoyer. 2017. *Allennlp: A deep semantic natural language processing platform*.
- M. Gerber, J. Chai, and A. Meyers. 2009. *The Role of Implicit Argumentation in Nominal SRL*. In *NAACL HLT 2009*.
- Matthew Gerber and Joyce Chai. 2012. *Semantic role labeling of implicit arguments for nominal predicates*. *Computational Linguistics - COLI*, 38:1–44.

- Hila Gonen and Yoav Goldberg. 2016. [Semi supervised preposition-sense disambiguation using multilingual data](#). In *Proceedings of COLING 2016, the 26th International Conference on Computational Linguistics: Technical Papers*, pages 2718–2729, Osaka, Japan. The COLING 2016 Organizing Committee.
- Yulia Grishina. 2016. [Experiments on bridging across languages and genres](#). In *Proceedings of the Workshop on Coreference Resolution Beyond OntoNotes (CORBON 2016)*, pages 7–15, San Diego, California. Association for Computational Linguistics.
- Matthew Honnibal, Ines Montani, Sofie Van Landeghem, and Adriane Boyd. 2020. [spaCy: Industrial-strength Natural Language Processing in Python](#).
- Yufang Hou. 2016. *Unrestricted Bridging Resolution*. Ph.D. thesis.
- Yufang Hou. 2018a. [A deterministic algorithm for bridging anaphora resolution](#). In *Proceedings of the 2018 Conference on Empirical Methods in Natural Language Processing*, pages 1938–1948, Brussels, Belgium. Association for Computational Linguistics.
- Yufang Hou. 2018b. [Enhanced word representations for bridging anaphora resolution](#). In *Proceedings of the 2018 Conference of the North American Chapter of the Association for Computational Linguistics: Human Language Technologies, Volume 2 (Short Papers)*, pages 1–7, New Orleans, Louisiana. Association for Computational Linguistics.
- Yufang Hou. 2020. [Bridging anaphora resolution as question answering](#).
- Yufang Hou, Katja Markert, and Michael Strube. 2013a. [Cascading collective classification for bridging anaphora recognition using a rich linguistic feature set](#). In *Proceedings of the 2013 Conference on Empirical Methods in Natural Language Processing*, pages 814–820, Seattle, Washington, USA. Association for Computational Linguistics.
- Yufang Hou, Katja Markert, and Michael Strube. 2013b. [Global inference for bridging anaphora resolution](#). In *Proceedings of the 2013 Conference of the North American Chapter of the Association for Computational Linguistics: Human Language Technologies*, pages 907–917, Atlanta, Georgia. Association for Computational Linguistics.
- Yufang Hou, Katja Markert, and Michael Strube. 2014. [A rule-based system for unrestricted bridging resolution: Recognizing bridging anaphora and finding links to antecedents](#). In *Proceedings of the 2014 Conference on Empirical Methods in Natural Language Processing (EMNLP)*, pages 2082–2093, Doha, Qatar. Association for Computational Linguistics.
- Yufang Hou, Katja Markert, and Michael Strube. 2018. [Unrestricted bridging resolution](#). *Computational Linguistics*, 44(2):237–284.
- Marwan Jarrah. 2016. Explicit-implicit distinction: A review of related literature. *Advances in Language and Literary Studies*, 7:175–184.
- Mandar Joshi, Danqi Chen, Yinhan Liu, Daniel S Weld, Luke Zettlemoyer, and Omer Levy. 2020. Spanbert: Improving pre-training by representing and predicting spans. *Transactions of the Association for Computational Linguistics*, 8:64–77.
- D Jurafsky and JE Martin. 2000. Speech & language processing, an introduction to nl processing, computational linguistics & speech recognition.
- Divyansh Kaushik and Zachary C Lipton. 2018. How much reading does reading comprehension require? a critical investigation of popular benchmarks. In *Proceedings of the 2018 Conference on Empirical Methods in Natural Language Processing*, pages 5010–5015.
- Katherine Keith, Abram Handler, Michael Pinkham, Cara Magliozzi, Joshua McDuffie, and Brendan O’Connor. 2017. [Identifying civilians killed by police with distantly supervised entity-event extraction](#). In *Proceedings of the 2017 Conference on Empirical Methods in Natural Language Processing*, pages 1547–1557, Copenhagen, Denmark. Association for Computational Linguistics.

- Diederik P Kingma and Jimmy Ba. 2014. Adam: A method for stochastic optimization. *arXiv preprint arXiv:1412.6980*.
- Hideo Kobayashi and Vincent Ng. 2021. Bridging resolution: Making sense of the state of the art. In *NAACL*.
- Andrew L. Maas, Raymond E. Daly, Peter T. Pham, Dan Huang, Andrew Y. Ng, and Christopher Potts. 2011. [Learning word vectors for sentiment analysis](#). In *Proceedings of the 49th Annual Meeting of the Association for Computational Linguistics: Human Language Technologies*, pages 142–150, Portland, Oregon, USA. Association for Computational Linguistics.
- Katja Markert, Yufang Hou, and Michael Strube. 2012. [Collective classification for fine-grained information status](#). In *Proceedings of the 50th Annual Meeting of the Association for Computational Linguistics (Volume 1: Long Papers)*, pages 795–804, Jeju Island, Korea. Association for Computational Linguistics.
- Tomoko Matsui. 2001. [Experimental pragmatics: Towards testing relevance-based predictions about anaphoric bridging inferences](#). volume 2116, pages 248–260.
- A. Meyers, R. Reeves, C. Macleod, R. Szekely, V. Zielinska, B. Young, and R. Grishman. 2004. Annotating Noun Argument Structure for NomBank. In *Proceedings of LREC-2004*, Lisbon, Portugal.
- Tomas Mikolov, Ilya Sutskever, Kai Chen, Greg S Corrado, and Jeff Dean. 2013. [Distributed representations of words and phrases and their compositionality](#). In C. J. C. Burges, L. Bottou, M. Welling, Z. Ghahramani, and K. Q. Weinberger, editors, *Advances in Neural Information Processing Systems 26*, pages 3111–3119. Curran Associates, Inc.
- Anna Nedoluzhko. 2013. [Generic noun phrases and annotation of coreference and bridging relations in the Prague dependency treebank](#). In *Proceedings of the 7th Linguistic Annotation Workshop and Interoperability with Discourse*, pages 103–111, Sofia, Bulgaria. Association for Computational Linguistics.
- Edward Newell and Jackie C.K. Cheung. 2018. [Constructing a lexicon of relational nouns](#). In *Proceedings of the Eleventh International Conference on Language Resources and Evaluation (LREC 2018)*, Miyazaki, Japan. European Language Resources Association (ELRA).
- Janis Pagel and Ina Roesiger. 2018. [Towards bridging resolution in German: Data analysis and rule-based experiments](#). In *Proceedings of the First Workshop on Computational Models of Reference, Anaphora and Coreference*, pages 50–60, New Orleans, Louisiana. Association for Computational Linguistics.
- Martha Palmer, Daniel Gildea, and Paul Kingsbury. 2005. The proposition bank: An annotated corpus of semantic roles. *Computational linguistics*, 31(1):71–106.
- Onkar Pandit and Yufang Hou. 2021. [Probing for bridging inference in transformer language models](#). *CoRR*, abs/2104.09400.
- Barbara Partee and V. Borschev. 2000. Integrating lexical and formal semantics: Genitives, relational nouns, and type-shifting.
- Massimo Poesio. 2004. [The MATE/GNOME proposals for anaphoric annotation, revisited](#). In *Proceedings of the 5th SIGdial Workshop on Discourse and Dialogue at HLT-NAACL 2004*, pages 154–162, Cambridge, Massachusetts, USA. Association for Computational Linguistics.
- Sameer Pradhan, Alessandro Moschitti, Nianwen Xue, Olga Uryupina, and Yuchen Zhang. 2012. Conll-2012 shared task: Modeling multilingual unrestricted coreference in ontonotes. In *Joint Conference on EMNLP and CoNLL-Shared Task*, pages 1–40.
- Valentina Pyatkin, Ayal Klein, Reut Tsarfaty, and Ido Dagan. 2020. Qadisourse-discourse relations as qa pairs: Representation, crowdsourcing and baselines. In *Proceedings of the 2020 Conference on Empirical Methods in Natural Language Processing (EMNLP)*, pages 2804–2819.
- Pranav Rajpurkar, Jian Zhang, Konstantin Lopyrev, and Percy Liang. 2016. Squad: 100,000+ questions for machine comprehension of text.

- In *Proceedings of the 2016 Conference on Empirical Methods in Natural Language Processing*, pages 2383–2392.
- Ina Roesiger. 2018. [Rule- and learning-based methods for bridging resolution in the ARRAU corpus](#). In *Proceedings of the First Workshop on Computational Models of Reference, Anaphora and Coreference*, pages 23–33, New Orleans, Louisiana. Association for Computational Linguistics.
- Ina Roesiger, Maximilian Köper, Kim Anh Nguyen, and Sabine Schulte im Walde. 2018a. [Integrating predictions from neural-network relation classifiers into coreference and bridging resolution](#). In *Proceedings of the First Workshop on Computational Models of Reference, Anaphora and Coreference*, pages 44–49, New Orleans, Louisiana. Association for Computational Linguistics.
- Ina Roesiger, Arndt Riester, and Jonas Kuhn. 2018b. [Bridging resolution: Task definition, corpus resources and rule-based experiments](#). In *Proceedings of the 27th International Conference on Computational Linguistics*, pages 3516–3528, Santa Fe, New Mexico, USA. Association for Computational Linguistics.
- Paul Roit, Ayal Klein, Daniela Stepanov, Jonathan Mamou, Julian Michael, Gabriel Stanovsky, Luke Zettlemoyer, and Ido Dagan. 2020. Controlled crowdsourcing for high-quality qa-srl annotation. In *Proceedings of the 58th Annual Meeting of the Association for Computational Linguistics*, pages 7008–7013.
- Ina Rösiger. 2018. Bashi: A corpus of wall street journal articles annotated with bridging links. In *LREC*.
- Josef Ruppenhofer, Michael Ellsworth, Myriam Schwarzer-Petruck, Christopher R Johnson, and Jan Scheffczyk. 2006. Framenet ii: Extended theory and practice.
- Nathan Schneider, Jena D. Hwang, Vivek Srikumar, Meredith Green, Abhijit Suresh, Kathryn Conger, Tim O’Gorman, and Martha Palmer. 2016. [A corpus of preposition supersenses](#). In *Proceedings of the 10th Linguistic Annotation Workshop*, pages 99–109, Berlin, Germany. Association for Computational Linguistics.
- Nathan Schneider, Vivek Srikumar, Jena D. Hwang, and Martha Palmer. 2015. [A hierarchy with, of, and for preposition supersenses](#). In *Proceedings of the 9th Linguistic Annotation Workshop*, pages 112–123, Denver, Colorado, USA. Association for Computational Linguistics.
- Vered Shwartz, Gabriel Stanovsky, and Ido Dagan. 2017. Acquiring predicate paraphrases from news tweets. In *Proceedings of the 6th Joint Conference on Lexical and Computational Semantics (\*SEM 2017)*, pages 155–160.
- Ian Tenney, Patrick Xia, Berlin Chen, Alex Wang, Adam Poliak, R Thomas McCoy, Najoung Kim, Benjamin Van Durme, Samuel R Bowman, Dipanjan Das, et al. 2018. What do you learn from context? probing for sentence structure in contextualized word representations. In *International Conference on Learning Representations*.
- Olga Uryupina, Ron Artstein, Antonella Bristot, Federica Cavicchio, Francesca Delogu, Kepa J. Rodriguez, and Massimo Poesio. 2019. [Annotating a broad range of anaphoric phenomena, in a variety of genres: The arrau corpus](#). *Natural Language Engineering*, 26:1–34.
- Marc Vilain, John Burger, John Aberdeen, Dennis Connolly, and Lynette Hirschman. 1995. [A model-theoretic coreference scoring scheme](#). In *Sixth Message Understanding Conference (MUC-6): Proceedings of a Conference Held in Columbia, Maryland, November 6-8, 1995*.
- Adina Williams, Nikita Nangia, and Samuel Bowman. 2018. A broad-coverage challenge corpus for sentence understanding through inference. In *Proceedings of the 2018 Conference of the North American Chapter of the Association for Computational Linguistics: Human Language Technologies, Volume 1 (Long Papers)*, pages 1112–1122.