

Proximal mediation analysis

Oliver Dukes¹, Ilya Shpitser² and Eric J. Tchetgen Tchetgen¹

¹: University of Pennsylvania, Philadelphia, Pennsylvania, U.S.

²: Johns Hopkins University, Baltimore, Maryland, U.S.

September 27, 2021

Abstract

A common concern when trying to draw causal inferences from observational data is that the measured covariates are insufficiently rich to account for all sources of confounding. In practice, many of the covariates may only be *proxies* of the latent confounding mechanism. Recent work has shown that in certain settings where the standard ‘no unmeasured confounding’ assumption fails, proxy variables can be leveraged to identify causal effects. Results currently exist for the total causal effect of an intervention, but little consideration has been given to learning about the direct or indirect pathways of the effect through a mediator variable. In this work, we describe three separate proximal identification results for natural direct and indirect effects in the presence of unmeasured confounding. We then develop a semiparametric framework for inference on natural (in)direct effects, which leads us to locally efficient, multiply robust estimators.

Keywords: Causal inference, mediation, semiparametric inference, unmeasured confounding.

1 Introduction

The last few decades has seen the emergence of a literature on causal mediation analysis (Robins and Greenland, 1992; Pearl, 2001; VanderWeele and Vansteelandt, 2009; Imai et al.,

2010a,b; Tchetgen Tchetgen and Shpitser, 2012). This literature provides nonparametric definitions of direct and indirect effects in terms of contrasts of potential outcomes, as well as conditions necessary to identify and estimate these effects from data. Estimands that have received particular focus are *natural direct and indirect effects*, which are useful for understanding the mechanism underlying the effect of a particular intervention as they combine to produce the total causal effect.

The majority of work on identification of natural (in)direct effects assumes that the measured covariates are sufficiently rich to account for confounding between the exposure and outcome, the mediator and outcome and the exposure and mediator. In practice, it is likely that many key confounding variables (e.g. disease severity in epidemiologic studies) cannot be ascertained with certainty from the measured covariates. At best, some of the measured covariates may be *proxies* of the underlying confounders. This insight has led to work on leveraging proxy variables to help remove confounding bias in observational studies, with focus on the total effect of intervention. Negative control variables are examples of such proxies (Lipsitch et al., 2010; Shi et al., 2020b). Building on results in Kuroki and Pearl (2014), Miao et al. (2018a) established nonparametric identification of the average treatment effect under a ‘double negative control design’ (where both a negative control exposure and outcome are measured); see also Miao et al. (2018b) and Shi et al. (2020a).

Tchetgen Tchetgen et al. (2020) described a framework for proximal causal inference in point-treatment and longitudinal studies, extending the work of Miao et al. (2018a). This work essentially separates measured covariates into three separate buckets: 1) com-

mon causes of the exposure and outcome, 2) treatment-inducing confounder proxies, and 3) outcome-inducing confounder proxies. A type 2) proxy may be a direct cause of the exposure, but is only associated with outcome due to the fact that they share an unmeasured common cause. Similarly, a type 3) proxy may be a direct cause of the outcome, but is only associated with the exposure via an unmeasured common cause. For example, consider a study where investigators hopes to learn about the (total) effect of a treatment on disease progression. However, there is a concern that patients self-select or are selected by the physician to take the treatment based on their underlying health status. In this setting, type 2) proxies for underlying health status may include baseline measurements of biomarker lab measurements (e.g. CD4 count or viral load in HIV care), since these may affect clinical decision-making, but are unlikely to directly affect disease progression. Other examples of type 2) proxies could include negative control exposures, valid (and potentially invalid) instrumental variables, and in panel data settings, measurements of the exposure process collected subsequent to the outcome (Miao et al., 2018b). Type 3) proxies here may include lifestyle choices/measurements of health seeking behaviour (exercise, alcohol use etc) taken in a questionnaire, which may be seen as surrogates of latent health status but which may not directly impact treatment choice. Another type 3) proxy could be a baseline measurement of the outcome; in fact, the common difference-in-difference method can be viewed as a special case of proximal learning (Sofer et al., 2016).

If we are able to correctly separate the measured covariates into the different bucket types, confounding bias can be successfully removed in settings where standard analyses under a ‘no unmeasured confounding’ assumption would fail. Tchetgen Tchetgen et al. (2020)

extend the results in Miao et al. (2018a) to settings with time-varying exposures and (potentially unmeasured) confounders. For estimation, they propose proximal g-computation, which is a generalisation of Robins’ parametric g-computation algorithm (Robins, 1986). Proximal g-computation requires estimation of a so-called ‘confounding bridge’ function, which can be understood as the transformation of the outcome-inducing proxy that reflects the effect of the confounder on the outcome. Cui et al. (2020) consider identification and inference for the average treatment effect under a nonparametric model for the observed data distribution. They obtain the efficient influence function, which requires estimation of a second confounding bridge function. Based on these results, they propose locally efficient, doubly robust estimators which are consistent so long as at least one of the confounding bridge models is correctly specified.

In this work, we consider identification and estimation of natural direct and indirect effects in the presence of unmeasured confounding. We establish sufficient conditions for nonparametric identification of these estimands using a pair of proxy variables. Our first identification result extends the mediation formula of Pearl (2001) to the proximal learning framework. The estimator implied by this result relies on modelling and estimation of two *nested* confounding bridge functions. We then outline two alternative identification strategies that incorporate different confounding bridge functions. Given that these bridge functions are only defined implicitly as the solution to integral equations, the task of correctly specifying parametric models for these quantities may be challenging. To reduce sensitivity to possible model misspecification, we obtain the efficient influence function under a nonparametric model, which leads us to estimators that are multiply robust. In this

case, they are consistent so long as at least one out of three possible sets of restrictions on the observed data hold. They are also locally efficient, in the sense that they attain the semiparametric efficiency bound under the union model when all working models are correctly specified. As far as we are aware, this is the first paper to use proxy variables for identification and inference for direct and indirect effects in mediation analysis, with the exception of Cheng et al. (2021). However, their identification strategy is distinct from ours, as they rely on deep latent variable models. They also did not consider semiparametric inference and the related issues of efficiency and robustness that we explore here.

2 Nonparametric proximal identification of the mediation functional

2.1 Preliminaries

We consider a setting where one is interested in the effect of a binary treatment A on an outcome Y that is mediated via a single intermediate variable M . We use U to refer to an unmeasured (potentially vector-valued) confounding variable, which may be discrete, continuous, or a combination of both types. Let $Y(a)$ refer to the potential outcome that would be observed for someone if they were assigned to a given treatment (potentially contrary to fact); $M(a)$ and $Y(a, m)$ are defined analogously. Then the total average treatment effect of A on Y can be decomposed as

$$E\{Y(1) - Y(0)\} = E[Y\{1, M(1)\} - Y\{1, M(0)\}] + E[Y\{1, M(0)\} - Y\{0, M(0)\}]$$

The first term $E[Y\{1, M(1)\} - Y\{1, M(0)\}]$ on the right hand side of the equality is an example of a natural indirect effect, and captures the expected mean difference in Y if all individuals were assigned treatment $A = 1$, but the mediator was changed to the level it would take with $A = 0$. The second term $E[Y\{1, M(0)\} - Y\{0, M(0)\}]$ is a natural direct effect, and captures the effect of setting $A = 1$ versus $A = 0$ if everyone’s mediator were at the level it would take with $A = 0$. Note that $E[Y\{1, M(1)\}] = E\{Y(1)\}$ and $E[Y\{0, M(0)\}] = E\{Y(0)\}$; results on nonparametric identification and inference for these quantities in a proximal learning setting already exist in Tchetgen Tchetgen et al. (2020) and Cui et al. (2020). We will therefore focus on the mediation functional $\psi = E[Y\{1, M(0)\}]$ in the remainder of the article.

In order to identify ψ when one has access to a measured (potentially vector-valued) covariate L , one typically invokes the following conditional exchangeability assumptions: $Y(a, m) \perp\!\!\!\perp A | L \forall a, m$, $M(a) \perp\!\!\!\perp A | L \forall a$ and $Y(a, m) \perp\!\!\!\perp M(a) | A = a, L \forall a, m$. In addition, the *cross-world assumption* $Y(a, m) \perp\!\!\!\perp M(a') | A = a, L \forall a, a', m$ is usually invoked (Robins and Richardson, 2010); it is known as such because independence between the counterfactual outcome and mediator values is required to hold across two different worlds. If these hold, in addition to standard positivity and consistency conditions (Robins, 1986), then ψ can be identified via the *mediation formula*

$$\psi = \int \int E(Y | A = 1, m, l) dF(m | A = 0, l) dF(l) \tag{1}$$

(Pearl, 2001). If one were to interpret the causal diagram in Figure 1(a) as a nonparametric structural equation model with independent errors (Pearl, 2009), then the above conditional independences are consistent with that diagram.

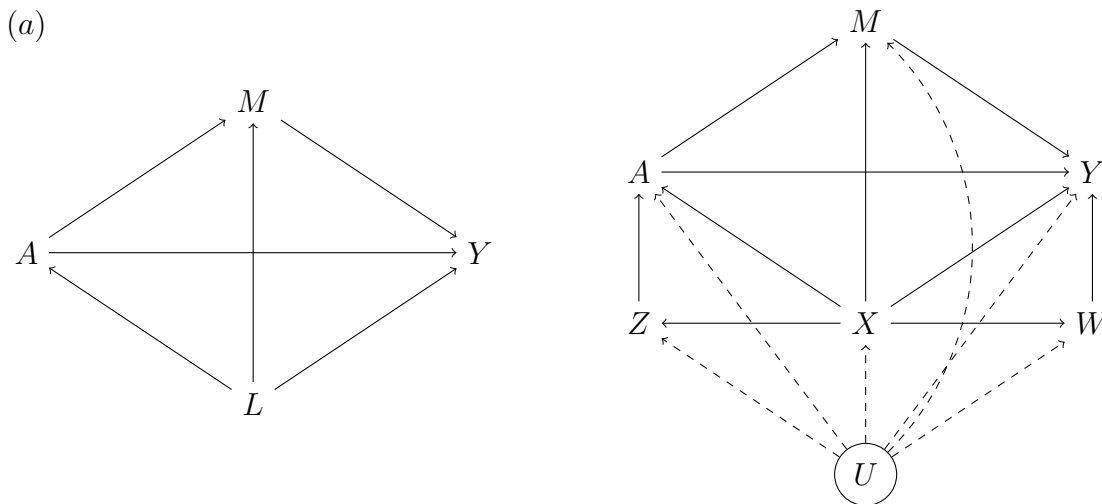


Figure 1: (a) a DAG with measured confounder L . (b) a DAG with treatment and outcome-inducing proxies and unmeasured confounders.

2.2 The proximal mediation formula

Figure 1(b) displays a setting where the previous conditional exchangeability and the cross-world assumptions would not hold due to the presence of the unmeasured variable U , which is a common cause of A , M and Y . We will now assume that the observed covariates L can be divided into three buckets (X, Z, W). Using the language of proximal learning, Z is a potential ‘exposure-inducing’ (or type 2) proxy, since it is a cause of the exposure and is only associated with Y and M via an unmeasured common cause; similarly, W is a potential ‘outcome-inducing’ (or type 3) proxy, since it is a cause of the outcome and shares an unmeasured common cause with A and M . Lastly, X is a common cause of A , M and Y . The failure of conditional exchangeability means that an analysis which would

adjust for X , Z and Y via conditioning on them in the mediation formula would return biased results due to residual confounding from U . In what follows, we will therefore adopt a different approach for identification of ψ , based on leveraging the proxy variables Z and W . Before giving the first identification result, we discuss the assumptions involved.

Assumption 1. (*Consistency*): 1) $M(a) = M$ almost surely for those with $A = a$; 2) $Y(a, m) = Y$ almost surely for those with $A = a$ and $M = m$.

Assumption 2. (*Positivity*): 1) $Pr(M = m|A, U, X) > 0$ almost surely for all m . 2) $Pr(A = a|U, X) > 0$ almost surely for all a .

Assumption 3. (*Latent conditional exchangeability*): 1) $Y(a, m) \perp\!\!\!\perp A|U, X \forall a, m$; 2) $Y(a, m) \perp\!\!\!\perp M(a)|A = a, U, X \forall a, m$; 3) $M(a) \perp\!\!\!\perp A|U, X \forall a$.

Assumption 4. (*Latent cross-world assumption*): $Y(a, m) \perp\!\!\!\perp M(a^*)|U, X \forall a, a^*, m$.

These first assumptions are similar to those made in standard mediation analyses, except that they also allow for the existence of an unmeasured variable U . The following assumptions will directly enable us to leverage information from the proxy variables.

Assumption 5. (*Exposure- and outcome-inducing proxies*): 1) $Z \perp\!\!\!\perp Y(a, m)|A, M(a), U, X \forall a, m$; 2) $Z \perp\!\!\!\perp M(a)|A, U, X \forall a$; 3) $W \perp\!\!\!\perp M(a)|U, X \forall a$; 4) $W \perp\!\!\!\perp (A, Z)|M(a), U, X \forall a$.

These assumptions essentially require that A and M have no direct causal effect on W , and that Z has no causal effect on M or Y . Also, Z and W are only associated via the unmeasured common cause U . Using the graphoid axioms (Dawid, 1979), one can show

that Assumptions 1, 3, 5.1 and 5.2 imply that

$$Y \perp\!\!\!\perp Z | A, M, U, X \quad (2)$$

$$M \perp\!\!\!\perp Z | A, U, X. \quad (3)$$

These assumptions are compatible with the causal diagram in Figure 1b. However, there are many other diagrams that may be compatible with (2) and (3) (as well as Assumptions 5.3 and 5.4), some of which are given in Figure 3 in Appendix A.1.

Identification of the mediation functional will require existence of multiple ‘confounding bridge’ functions (Miao et al., 2018b); for example, this can amount to assuming there exists a transformation of W , whereby the effect of the unmeasured U on Y is equal to its effect on the transformed proxy. We also need to ensure the confounding bridge functions can be identified from the data, given that we have access to Z . Formalising both of these types of condition in general settings is subtle, since the confounding bridge function will be defined as the solution to an integral equation. We formalise them using the completeness conditions below:

Assumption 6. (*Completeness*)

1. For any function $g(u)$, if $E\{g(U)|Z = z, A = 1, M = m, X = x\} = 0$ for any z , m and x almost surely, then $g(U) = 0$ almost surely.
2. For any function $g(u)$, if $E\{g(U)|Z = z, A = 0, X = x\} = 0$ for any z and x almost surely, then $g(U) = 0$ almost surely.

3. For any function $g(z)$, $E\{g(Z)|W = w, A = 1, M = m, X = x\} = 0$ for any w , m and x almost surely, then $g(Z) = 0$ almost surely.
4. For any function $g(z)$, $E\{g(Z)|W = w, A = 0, X = x\} = 0$ for any w and x almost surely, then $g(Z) = 0$ almost surely.

Completeness is a technical condition that arises in conjunction with sufficiency in the theory of statistical inference. In causal inference, it has been invoked for identification in the context of nonparametric regression with an instrumental variable (Newey and Powell, 2003), where it is used as an analogue of the rank and order conditions that arise in the classical instrumental variable set-up. In the present context, the two components of Assumption 6 demand sufficient variability in Z relative to the variability in U , and that Z is associated with U (both conditional on $A = 1$, M , and X , and conditional on $A = 0$ and X , at any given values of the mediators, covariates and proxy Z). The second two components require that Z has sufficient variation relative to W , and that Z is conditionally associated with W . Together, they enable one to use the measured proxies to learn about the unmeasured U ; note that only Assumptions 6.3 and 6.4 can be checked from the observed data.

To develop further understanding about completeness, some specific examples are given below.

Example 1. (*Binary confounder*) Suppose that W , Z and U are all binary. Then Assumption 6 reduces to the conditions that $W \perp\!\!\!\perp Z|A = 1, M = m, X = x$ for all m and x , and that $W \perp\!\!\!\perp Z|A = 0, X = x$ for all x .

Example 2. (*Categorical confounder*) Suppose now that W , Z and U are categorical, (with number of categories d_u , d_z and d_w respectively), then Assumption 6 requires that $\min(d_z, d_w) \geq d_u$ or in other words, that Z and W should each have at least as many categories as U . Furthermore, it also implies a rank conditions on relevant matrices based on the conditional distribution of W given Z , $A = 1$, M and X , as well as W given Z , $A = 0$ and X (see Shi et al. (2020a) for details).

Example 3. (*Exponential families*) Suppose that the distribution of U given Z , $A = 1$, M and X is absolutely continuous with probability approaching one, with density

$$f(U = u|Z = z, A = 1, M = m, X = x) = s(u)t(z, m, x) \exp\{\mu(z, m, x)^T \tau(u)\}$$

where $s(u) > 0$, $\tau(u)$ is one-to-one in u and the support of $\mu(z, m, x)$ is an open set. Then Assumption 6.1 holds (Newey and Powell, 2003), and the remaining conditions in Assumption 6 can be shown similarly.

Sufficient conditions for completeness have also been given for location-scale families (Hu and Shiu, 2018), as well as in nonparametric models (D'Haultfoeulle, 2011; Darolles et al., 2011). One can see (in particular from the order condition in Example 2) that accumulating data on a rich collection of proxy variables provides a better opportunity to control for an unmeasured U . For example, if Z and W are categorical but U has infinite support, the completeness conditions would generally fail to hold.

We are then in a position to give our first identification result.

Theorem 2.1. *Suppose that there exist the following confounding bridge functions $h_1(w, M, X)$ and $h_0(w, X)$ that satisfy*

$$E(Y|Z, A = 1, M, X) = \int h_1(w, M, X)dF(w|Z, A = 1, M, X) \quad (4)$$

$$E\{h_1(W, M, X)|Z, A = 0, X\} = \int h_0(w, X)dF(w|Z, A = 0, X) \quad (5)$$

Then under Assumptions 1-6.2, it follows that

$$E(Y|U, A = 1, M, X) = \int h_1(w, M, X)dF(w|U, A = 1, M, X) \quad (6)$$

$$E\{h_0(W, M, X)|U, A = 0, X\} = \int h_0(w, X)dF(w|U, A = 0, X) \quad (7)$$

and furthermore that $E[Y\{1, M(0)\}]$ is identified as

$$\psi = \int \int h_0(w, x)dF(w|x)dF(x) \quad (8)$$

The proof of this result, as well as all others in this paper, is given in the Appendix. We name expression (8) the *proximal mediation formula*, since it generalises Pearl’s fundamental mediation formula (1) to settings where key confounders are unmeasured. Similar to the proximal g-formula in Tchetgen Tchetgen et al. (2020), (8) is expressed in terms of nested bridge functions. Interestingly, although inferring natural (in)direct effects involves understanding the effect that the exposure has on the mediator (as well as the outcome), as well as interventions on the mediator, ψ can be identified without a need for additional proxy variables. Nevertheless, compared with proximal identification of the average causal effect, additional restrictions are placed on the exposure- and outcome-inducing proxies, in terms of their relationship to M . For example, neither Z nor W are allowed to cause M .

Such assumptions could potentially be relaxed by collecting data on additional proxies; we plan to investigate this further in future work.

Equations (4) and (5) refer to inverse problems that are known as Fredholm integral equations of the first kind. The completeness conditions 6.3 and 6.4, along with technical conditions similar to those described in Appendix B of Cui et al. (2020), are key to ensure that these equations admit a solution. We note that the solutions to these equations are not required to be unique, as all solutions yield a unique value of ψ . The identification assumptions may nevertheless be adjusted in order to guarantee a unique solution; for example, one might adjust the order condition in Example 2 such that $d_z = d_w = d_u$ (Shi et al., 2020a). Further, we emphasise that the conditions (4) and (5) are testable, although the completeness assumptions 6.1 and 6.2 are not since they involve the unmeasured U .

2.3 Alternative identification strategies

In this section, we establish two alternative proximal identification results to the proximal mediation formula, which rely on alternative assumptions (given in the Appendix) regarding completeness and the existence of relevant confounding bridge functions.

Theorem 2.2. *(Part 1) Suppose that there exists the following confounding bridge functions $h_1(w, M, X)$ that satisfies (4) and $q_0(z, M, X)$ that satisfies*

$$\frac{1}{f(A = 0|W, X)} = E\{q_0(Z, X)|W, A = 0, X\} \quad (9)$$

Under Assumptions 1-5 and 6.1 above and Assumption 8.2 (in the Appendix), we have that

$$\frac{1}{f(A = 0|U, X)} = E\{q_0(Z, X)|U, A = 0, X\} \quad (10)$$

as well as (6), and furthermore that $E[Y\{1, M(0)\}]$ is identified as

$$\psi = \int \int I(a = 0)q_0(z, x)h_1(w, m, x)dF(w, z, a, m|x)dF(x) \quad (11)$$

(Part 2) Alternatively, suppose that there exists confounding bridge functions $q_0(z, X)$ that satisfies (9) and $q_1(z, M, X)$ that satisfies

$$E\{q_0(Z, X)|W, A = 0, M, X\} \frac{f(A = 0|W, M, X)}{f(A = 1|W, M, X)} = E\{q_1(Z, M, X)|W, A = 1, M, X\} \quad (12)$$

Under Assumptions 1-5, and 8.1-8.2 (in the Appendix) we have that

$$E\{q_0(Z, X)|U, A = 0, M, X\} \frac{f(A = 0|U, M, X)}{f(A = 1|U, M, X)} = E\{q_1(Z, M, X)|U, A = 1, M, X\} \quad (13)$$

and (10), and $E[Y\{1, M(0)\}]$ is identified as

$$\psi = \int \int I(a = 1)q_1(z, m, x)y dF(y, z, a, m|x)dF(x) \quad (14)$$

We therefore have three results for proximal identification, each of which relies on two confounding bridge assumptions. The strategy given in the first part of the above theorem relies on a combination of outcome- and treatment-inducing confounding bridge functions, whereas the final strategy relies on two nested treatment-inducing confounding bridge functions. The result (10) follows from Cui et al. (2020), and formal conditions for existence of solutions to (9) and (12) are given in that paper.

3 Semiparametric inference

3.1 The efficient influence function

In this section, we will consider inference for ψ under the semiparametric model \mathcal{M}_{sp} which places no restrictions on the observed data distribution besides existence (but not necessarily uniqueness) of bridge functions h_1 and h_0 that solve (4) and (5). Under additional regularity conditions (described below), we can also obtain the semiparametric efficiency bound under \mathcal{M}_{sp} . This requires characterising the tangent space that is implied by the restrictions imposed by the existence of the outcome bridge functions, following Severini and Tripathi (2012).

Assumption 7. (*Boundedness and regularity conditions*)

1. Let $\Psi(z, m, x) \equiv E[\{Y - h_1(W, m, x)\}^2 | Z = z, A = 1, M = m, X = x]$. Then we assume that $0 < \inf_{z,m,x} \Psi(z, m, x) \leq \sup_{z,m,x} \Psi(z, m, x) < \infty$.

2. Let $T : L_2(W, A, M, X) \rightarrow L_2(Z, M, X)$ denote the operator given by

$$T(g) \equiv E\{g(W, M, X) | Z, A = 1, M, X\} \text{ and the adjoint}$$

$$T' : L_2(Z, M, X) \rightarrow L_2(W, M, X) \text{ denote } T'(g) \equiv E\{g(Z, M, X) | W, A = 1, M, X\}.$$

$D(T)$ denotes the domain space of T . Then we require that

$$T'\Psi(I(A = 0)q_0(Z, X)E[\{Y - h_1(W, M, X)\}\{h_1(W, M, X) - h_0(W, X)\} | Z, A = 1, M, X]) \\ \in D(T'\psi T)^{-1} \quad \text{and} \quad T'\{I(A = 1)q_1(Z, M, X)\} \in D(T'\psi T)^{-1}$$

Then we arrive at the following result.

Theorem 3.1. *Assume that there exist bridge functions h_1 and h_0 at all data laws that belong to the semiparametric model \mathcal{M}_{sp} . Furthermore, suppose that at the true data law there exists q_0 and q_1 which solve (9) and (12), and that Assumptions 6.1 and 6.2 hold, such that ψ is unique. Then*

$$IF_\psi = I(A = 1)q_1(Z, M, X)\{Y - h_1(W, M, X)\} \\ + I(A = 0)q_0(Z, X)\{h_1(W, M, X) - h_0(W, X)\} + h_0(W, X) - \psi$$

is a valid influence function for ψ under \mathcal{M}_{sp} . Furthermore, the efficiency bound at the submodel where Assumption 7 holds and all bridge functions are unique is $E(IF_\psi^2)$.

3.2 Multiply robust estimation

We will touch on inference for ψ based on nonparametric estimation of h_1 , h_0 , q_1 and q_0 in the Discussion. For now however, we will consider the setting where L is high-dimensional, and parametric working models for h_1 , h_0 , q_0 and q_1 may be useful as a form of dimension-reduction. In that case, we show that an estimator of ψ based on the efficient influence function is multiply robust, in the sense that only certain combinations of these working models need to be correctly specified in order to yield an unbiased estimator. To make this more concrete, consider the following semiparametric models that impose certain restrictions on the observed data distribution:

\mathcal{M}_1 : $h_1(W, M, X)$ and $h_0(W, X)$ are assumed to be correctly specified;

\mathcal{M}_2 : $h_1(W, M, X)$ and $q_0(Z, X)$ are assumed to be correctly specified;

\mathcal{M}_3 : $q_1(Z, M, X)$ and $q_0(Z, X)$ are assumed to be correctly specified.

Here, \mathcal{M}_1 , \mathcal{M}_2 and \mathcal{M}_3 are all submodels of \mathcal{M}_{np} . The proposed approach will rely on models for the confounding bridge functions, but we will show that only one of \mathcal{M}_1 , \mathcal{M}_2 and \mathcal{M}_3 needs to hold to ensure unbiased estimation of the target parameter.

We shall first consider how to obtain inference in the submodels \mathcal{M}_1 , \mathcal{M}_2 and \mathcal{M}_3 . Let $h_1(W, M, X; \beta_1)$ and $h_0(W, X; \beta_0)$ denote models for the respective bridge functions $h_1(W, M, X)$ and $h_0(W, X)$, indexed by finite-dimensional parameters β_1 and β_0 . Likewise, $q_1(Z, M, X; \gamma_1)$ and $q_0(Z, X; \gamma_0)$ are models for the bridge functions $q_1(Z, M, X)$ and $q_0(Z, X)$ indexed by the finite-dimensional parameters γ_1 and γ_0 respectively. It follows from Cui et al. (2020) that one can obtain estimates $\hat{\beta}_1$, $\hat{\beta}_0$ and $\hat{\gamma}_0$ of β_1 , β_0 and γ_0 as the solutions to the (respective) estimating equations:

$$\begin{aligned} \sum_{i=1}^n A_i \{Y_i - h_1(W_i, M_i, X_i; \beta_1)\} c_1(Z_i, M_i, X_i) &= 0 \\ \sum_{i=1}^n (1 - A_i) \{h_1(W_i, M_i, X_i; \hat{\beta}_1) - h_0(W_i, X_i; \beta_0)\} c_0(Z_i, X_i) &= 0 \\ \sum_{i=1}^n \{(1 - A_i) q_0(Z_i, X_i; \gamma_0) - 1\} d_0(W_i, X_i) &= 0 \end{aligned}$$

where the first two can be solved sequentially; here $c_1(Z_i, M_i, X_i)$ is a function of the same dimension as β_1 , and $c_0(Z_i, X_i)$ and $d_0(W_i, X_i)$ are similarly defined. Although $\hat{\beta}_0$ and hence $h_0(W, X; \hat{\beta}_0)$ depends on $\hat{\beta}_1$, this dependence is suppressed to simplify notation. The above estimating equations can be implemented using software for generalised method of moments or (when models are linear) two-stage least squares. Interestingly, despite the fact that (12) suggests that estimation of γ_0 would require postulation of a model for $1/f(A = 0|W, X)$, Cui et al. (2020) show that this is not the case.

The efficient choices of $c_1(Z_i, M_i, X_i)$, $c_0(Z_i, X_i)$ and $d_0(W_i, X_i)$ are all implied by results in the Appendix of Cui et al. (2020). Since the resulting efficiency gain compared to using the choices $c_1(Z_i, M_i, X_i) = (1, Z_i^T, M_i, X_i^T)^T$, $c_0(Z_i, X_i) = (1, Z_i^T, X_i^T)^T$ and $d_0(W_i, X_i) = (1, W_i^T, X_i^T)^T$ is likely to be modest in most situations (Stephens et al., 2014), we do not consider locally efficient estimation of the nuisance parameters any further.

Since q_1 involves solving an integral equation (12) involving the ratio of propensity score functions, the results from previous work do not extend to inference for γ_1 . The following theorem then suggests how to obtain semiparametric inference under model \mathcal{M}_3 , and is more generally relevant for estimation of the average treatment effect in the (un)treated:

Theorem 3.2. *All influence functions of regular and asymptotically linear estimators of γ_1 under the semiparametric model \mathcal{M}_3 are of the form*

$$-V^{-1} \left[\{Aq_1(Z, M, X; \gamma_1) - (1 - A)q_0(Z, X; \gamma_0)\}d_1(W, M, X) - E \left\{ \frac{\partial q_0(Z, X; \gamma_0)}{\partial \gamma_0} (1 - A)d_1(W, M, X) \right\} \varphi(W, Z, A, X; \gamma_0) \right]$$

for some function $d_1(W, M, X)$ that is the same dimension as γ_1 , where

$$V = E \left\{ \frac{\partial q_1(Z, M, X; \gamma_1)d_1(W, M, X)}{\partial \gamma_1} \right\}$$

and $\varphi(W, Z, A, X; \gamma_0)$ is the influence function for γ_0 .

This theorem indicates that inference for γ_1 can be obtained without the need to model either $f(A = 0|W, M, X)$ or $f(A = 1|W, M, X)$ (or their ratio). Indeed, it suggests an estimation strategy for γ_1 ; namely, after obtaining $\hat{\gamma}_0$ as previously described, one can

obtain $\hat{\gamma}_1$ as the solution to the equations:

$$\sum_{i=1}^n \{A_i q_1(Z_i, M_i, X_i; \gamma_1) - (1 - A_i) q_0(Z_i, X_i; \hat{\gamma}_0)\} (1, W_i, M_i, X_i)^T = 0$$

Consistent estimation of γ_1 nevertheless relies on consistent estimation of γ_0 . Given that $q_1(Z, M, X; \gamma_1)$ and $q_0(Z, X; \gamma_0)$ are both confounding bridges for the treatment assignment mechanism, this raises the question of how to postulate models for the two bridge functions that are compatible. A brief discussion on model compatibility comes in the Section 4.

Once we have strategies for estimating nuisance parameters indexing the bridge functions, we have multiple options for estimating ψ :

$$\begin{aligned} \hat{\psi}_{P-OR} &= \frac{1}{n} \sum_{i=1}^n h_0(W_i, X_i; \hat{\gamma}_0) \\ \hat{\psi}_{P-hybrid} &= \frac{1}{n} \sum_{i=1}^n (1 - A_i) q_0(Z_i, X_i; \hat{\gamma}_0) h_1(W_i, M_i, X_i; \hat{\beta}_1) \\ \hat{\psi}_{P-IPW} &= \frac{1}{n} \sum_{i=1}^n A_i q_1(Z_i, M_i, X_i; \hat{\gamma}_1) Y_i \end{aligned}$$

Then $\hat{\psi}_{P-OR}$ is a consistent and asymptotically normal (CAN) estimator under model \mathcal{M}_1 , $\hat{\psi}_{P-hybrid}$ is CAN under model \mathcal{M}_2 and $\hat{\psi}_{P-IPW}$ is CAN under model \mathcal{M}_3 . Correctly specifying models for the different bridge functions may be challenging, since they are defined as solutions to integral equations, rather than the conditional expectations or probabilities more common in causal inference e.g. $E(Y|A = 1, L)$ or $f(A = 1|L)$. The development of multiply robust estimators, which enable the relaxation of parametric modelling assumptions, is therefore of interest.

Theorem 3.3. *Under typical regularity conditions,*

$$\begin{aligned}\hat{\psi}_{P-MR} &= \frac{1}{n} \sum_{i=1}^n A_i q_1(Z_i, M_i, X_i; \hat{\gamma}_1) \{Y_i - h_1(W_i, M_i, X_i; \hat{\beta}_1)\} \\ &\quad + (1 - A_i) q_0(Z_i, X_i; \hat{\gamma}_0) \{h_1(W_i, M_i, X_i; \hat{\beta}_1) - h_0(W_i, X_i; \hat{\gamma}_0)\} \\ &\quad + h_0(W_i, X_i; \hat{\gamma}_0)\end{aligned}$$

is a CAN estimator of ψ under the union model $\mathcal{M}_{union} = \mathcal{M}_1 \cup \mathcal{M}_2 \cup \mathcal{M}_3$. Furthermore, under model \mathcal{M}_{union} , $\hat{\psi}_{P-MR}$ attains the semiparametric efficiency bound at the intersection submodel $\mathcal{M}_1 \cap \mathcal{M}_2 \cap \mathcal{M}_3$.

Using standard M-estimation arguments, and the influence functions for the nuisance parameter estimators, one can construct a nonparametric ‘sandwich’ estimator of the standard error for $\hat{\psi}_{P-MR}$ which is robust to potential model misspecification (an alternative option is the nonparametric bootstrap).

3.3 Randomised trials

We will consider briefly estimation of ψ in a setting where the exposure A is randomised at baseline. In that case, by virtue of randomisation, there can be no confounding of either the exposure-outcome or exposure-mediator relationship. Nevertheless, we cannot discount the possibility of unmeasured mediator-outcome confounders. Figure 2 describes a setting where there is an unmeasured common cause of M and Y , in addition to a measured common cause X , but where again we will make progress thanks to proxy variables Z and W . Although in Figure 2 encodes the assumption that there are no unmeasured common

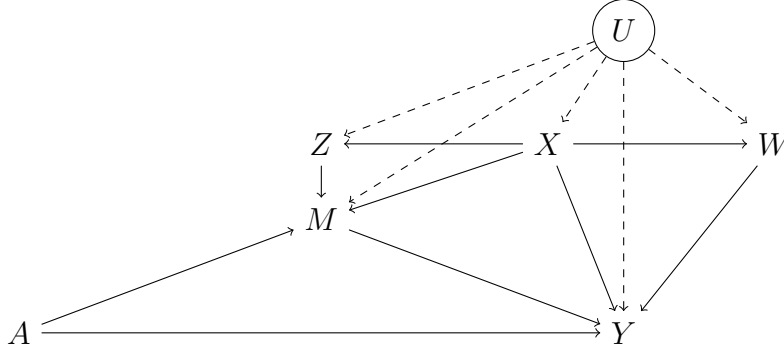


Figure 2: Causal diagram with unmeasured mediator-outcome confounding.

causes of A and Y , or A and M , to be sufficiently general the following results allow for X to influence A .

Theorem 3.4. (Part a) We will assume that there exist proxies that satisfy the conditional independencies $Z \perp\!\!\!\perp Y(a, m) | A, U, X \forall a, m$, $W \perp\!\!\!\perp M(a) | U, X \forall a$, $W \perp\!\!\!\perp (A, Z) | M(a), U, X \forall a$, and that there exist h_1 , and q_1 that satisfy (4) and

$$\frac{f(A = 0 | W, M, X)}{f(A = 1 | W, M, X)} = E \{q_1(Z, M, X) | W, A = 1, X\}. \quad (15)$$

Suppose furthermore that $Y(a, m) \perp\!\!\!\perp A | X \forall a, m$, $M(a) \perp\!\!\!\perp A | X \forall a$, $Y(a, m) \perp\!\!\!\perp M(a) | A = a, U, X \forall a, m$, $Pr(A = a | X) > 0$ almost surely $\forall a$ and that Assumptions 1, 2.1, 4 and 6.1 and 8.1 (in the Appendix) hold. If we define

$$\eta_0(W, X) = \int h_1(W, m, X) dF(m | W, A = 0, M, X)$$

then, we again have results (6),

$$\frac{f(A = 0 | U, M, X)}{f(A = 1 | U, M, X)} = E \{q_1(Z, M, X) | U, A = 1, M, X\} \quad (16)$$

and we have the three following representations of the proximal mediation formula

$$\begin{aligned}
\psi &= \int \int \eta_0(w, x) dF(w|x) dF(x) \\
&= \int \int \frac{I(a=0)}{f(a=0|x)} h_1(w, m, x) dF(w, z, a, m|x) dF(x) \\
&= \int \int \frac{I(a=1)}{f(a=0|x)} q_1(z, m, x) y dF(y, z, a, m|x) dF(x)
\end{aligned}$$

(Part b) Consider a semiparametric model \mathcal{M}_{sp}^* where h_1 is assumed to exist at every data law under the model but the observed data distribution is otherwise left unrestricted. Furthermore, q_1 is assumed to exist at the true data-generating law and Assumption 6.1 is assumed to hold. Then a valid influence function for ψ under \mathcal{M}_{sp}^* is equal to

$$\begin{aligned}
IF_{\psi}^* &= \frac{I(A=1)}{f(A=0|X)} q_1(Z, M, X) \{Y - h_1(W, M, X)\} \\
&\quad + \frac{I(A=0)}{f(A=0|X)} \{h_1(W, M, X) - \eta_0(W, X)\} + \eta_0(W, X) - \psi.
\end{aligned}$$

Furthermore, in the submodel where h_1 and q_1 are unique and Assumptions 7.1 and 9 (in the Appendix) hold, the efficiency bound for ψ is $E(IF_{\psi}^{*2})$. The efficiency bound is also unchanged in the case that $f(A=0|X)$ is known.

By virtue of randomisation, we can remove certain restrictions on Z and W as indicated in the Theorem above; in Figure 2, Z is now a cause of M . The restriction that $W \perp\!\!\!\perp M(a)|U, X \forall a$ can actually also be relaxed e.g. to allow for M to directly cause W in Figure 2, although this would change the identification result. Nevertheless, we have presented the results in this form since in many settings (such as in the data analysis in Section 5), Z and W will be measured prior to baseline. One can also allow for Z to cause A without altering the main result.

The above theorem motivates the construction of estimators of ψ based on IF_ψ^* . One can show that when $A \perp\!\!\!\perp X$, the resulting estimators based on IF_ψ^* are consistent so long as either a model of h_1 or q_1 is correctly specified. Implementation would require estimation of $\eta_0(W, X)$, possibly via postulation of an additional parametric working model e.g. for $f(M|W, A = 0, X)$, $f(A = 0|M, W, X)$ or the conditional mean of the confounding bridge function. When the model for h_1 is correctly specified, misspecification of this additional model should not affect the consistency of the estimator of ψ , but may have implications for efficiency. Nevertheless, when h_1 , q_1 , and η_0 are all consistently estimated, it follows from previous results here and e.g. in Tchetgen Tchetgen and Shpitser (2012) that the resulting estimator is efficient in the union model where the propensity score is known and either a model for h_1 or q_1 is correct.

4 Simulation studies

In order to evaluate the finite sample performance of the proposed estimators, we conducted a simulation study. Specifically, we generated data (Y, A, M, X, W, Z) by $X, U \sim MVN((0.25, 0.25, 0), \Sigma)$; $f(A = 1|X, U) = \text{expit}(-(0.5, 0.5)^T X - 0.4U)$; $Z|A, X, U \sim \mathcal{N}(0.2 - 0.52A + (0.2, 0.2)^T X - 0.7U, 1)$; $W|X, U \sim \mathcal{N}(0.3 + (0.2, 0.2)^T X - 0.6U, 1)$ and $M|A, X, U \sim \mathcal{N}(-0.3A - (0.5, 0.5)^T X + 0.4U, 1)$, where $X = (X_1, X_2)$ and

$$\Sigma = \begin{pmatrix} \sigma_{x_1}^2 & \sigma_{x_1 x_2} & \sigma_{x_1 u} \\ \sigma_{x_1 x_2} & \sigma_{x_2}^2 & \sigma_{x_2 u} \\ \sigma_{x_1 u} & \sigma_{x_2 u} & \sigma_u^2 \end{pmatrix} = \begin{pmatrix} 0.25 & 0 & 0.05 \\ 0 & 0.25 & 0.05 \\ 0.05 & 0.05 & 1 \end{pmatrix}.$$

Finally, $Y = 2 + 2A + M + 2W - (1, 1)^T X - U, 2) + 2\epsilon^*$ where $\epsilon^* \sim \mathcal{N}(0, 1)$. Since W and M are linear in X, U and the exposure, it follows that this data generating mechanism is

compatible with the following models for h_1 , h_0 :

$$h_1(W, M, X; \beta_1) = \beta_{1,0} + \beta_{1,w}W + \beta_{1,x}^T X + \beta_{1,m}M$$

$$h_0(W, X; \beta_0) = \beta_{0,0} + \beta_{0,w}W + \beta_{0,x}^T X$$

Furthermore, in Appendix A.7, we also show that when A follows a Bernoulli distribution given U and X , M is normally distributed given U , A and X and $Z \sim \mathcal{N}(\epsilon_0 + \epsilon_u U + \epsilon_a A + \epsilon_x X, \sigma_{z|u,a,x}^2)$, then the choice of bridge functions

$$q_0(Z, X) = 1 + \exp\{-(\gamma_{0,0} + \gamma_{0,z}Z + \gamma_{0,x}X)\}$$

$$q_1(Z, M, X) = \exp(\gamma_{1,0} + \gamma_{1,z}Z + \gamma_{1,m}M + \gamma_{1,x}X)$$

$$+ \{q_0(Z, X) - 1\} \exp\{\gamma_{1,0} + \gamma_{0,z}\epsilon_a + \gamma_{1,z}(Z + \gamma_{0,z}\sigma_{z|u,a,x}^2) + \gamma_{1,m}M + \gamma_{1,x}X\}$$

satisfies (9) and (12). Under the additional constraint that $\epsilon_a = -\gamma_{1,z}\sigma_{z|u,a,x}^2$ (which is enforced here), it follows that the expression for q_1 simplifies to

$$q_1(Z, M, X) = q_0(Z, X) \exp(\gamma_{1,0} + \gamma_{1,z}Z + \gamma_{1,m}M + \gamma_{1,x}X).$$

Let $\hat{\delta}_{P-DR}$ be the proximal doubly robust estimator of $E\{Y(0)\}$ considered in Cui et al. (2020). We considered four proximal mediation estimators of the natural direct effect $E\{Y(1, M(0))\} - E\{Y(0)\}$: $\hat{\theta}_{P-OR} = \hat{\psi}_{P-OR} - \hat{\delta}_{P-DR}$, $\hat{\theta}_{P-hybrid} = \hat{\psi}_{P-hybrid} - \hat{\delta}_{P-DR}$, $\hat{\theta}_{P-IPW} = \hat{\psi}_{P-IPW} - \hat{\delta}_{P-DR}$ and $\hat{\theta}_{P-MR} = \hat{\psi}_{P-MR} - \hat{\delta}_{P-DR}$. We evaluated the performance of the proposed settings in settings where either 1) all bridge functions were correctly modelled, 2) q_1 and q_0 were misspecified, 3) q_1 and h_0 were misspecified, or 4) h_1 and h_0 were misspecified. We misspecified the models by including $|X_1|^{1/2}$ and $|X_2|^{1/2}$ in the

bridge function rather than $X = (X_1, X_2)^T$. We conducted simulations at $n = 2,000$ and repeated each experiment 1,000 times.

Table 1: Simulation results from experiments 1-4. Exp: experiment; Est: estimator; MSE: mean squared error; Bias: Monte Carlo bias; Coverage: 95% confidence interval (CI) coverage; Mean Length: average 95% CI length; Med. Length: median 95% CI length.

Exp	Est	Bias	MSE	Coverage	Mean Length	Med. Length
1	$\hat{\theta}_{P-IPW}$	0	0.02	0.95	0.52	0.52
	$\hat{\theta}_{P-hybrid}$	0	0.02	0.95	0.52	0.52
	$\hat{\theta}_{P-OR}$	0	0.02	0.95	0.49	0.49
	$\hat{\theta}_{P-MR}$	0	0.02	0.95	0.5	0.5
2	$\hat{\theta}_{P-IPW}$	0.19	0.05	0.69	0.52	0.51
	$\hat{\theta}_{P-hybrid}$	-0.14	0.04	0.85	0.52	0.52
	$\hat{\theta}_{P-OR}$	0	0.01	0.96	0.49	0.49
	$\hat{\theta}_{P-MR}$	0	0.02	0.96	0.5	0.49
3	$\hat{\theta}_{P-IPW}$	0.07	0.02	0.92	0.55	0.54
	$\hat{\theta}_{P-hybrid}$	0	0.02	0.96	0.52	0.51
	$\hat{\theta}_{P-OR}$	-0.15	0.04	0.8	0.51	0.51
	$\hat{\theta}_{P-MR}$	0	0.02	0.94	0.5	0.5
4	$\hat{\theta}_{P-IPW}$	-0.01	0.02	0.94	0.52	0.52
	$\hat{\theta}_{P-hybrid}$	0.19	0.06	0.7	0.55	0.54
	$\hat{\theta}_{P-OR}$	0.15	0.04	0.77	0.51	0.51
	$\hat{\theta}_{P-MR}$	-0.01	0.02	0.95	0.53	0.52

The results are given in Table 1. As a benchmark, we also considered a naïve non-proximal estimator $\hat{\theta}_{OLS}$ of the direct effect, based on linearly regressing Y on A , M and L ; its Monte Carlo bias was 0.5, with 95% confidence intervals that included the true value only 29% of the time. When all bridge functions were correctly specified, the different proximal estimators had comparable performance, with $\hat{\theta}_{P-OR}$ and $\hat{\theta}_{P-MR}$ exhibiting slightly greater efficiency compared with the other methods. Across the different mechanisms of misspec-

ification considered, we see that only the multiply robust estimator continues to have low bias, with confidence intervals that possess (approximately) their advertised coverage.

In a further set of simulation studies, we considered sensitivity of the different proposals to changes in the confounding mechanism as well as violations of the structural assumptions that underpin the methods. First, in experiment 5) we changed the above data-generating mechanism such that $f(A = 1|X, U)$, $f(M|A, X, U)$ and $f(Y|A, M, W, X, U)$ no longer depended on U , to check how the methods performed when there was no unmeasured confounding. In this specific setting, to construct the benchmark estimator $\hat{\theta}_{OLS}$ we adjusted for A, M, X and W *but not* Z , to avoid collider bias induced via an association between A and U . In experiment 6), we considered violations of the exclusion restriction Assumption 5.2, by generating $Y = 2 + 2A + M + 2W - (1, 1)^T X - U - 0.5Z + 2\epsilon^*$. In experiment 7), we considered violations of the exclusion restriction Assumption Assumption 5.4, by generating W from $W|X, U, A \sim \mathcal{N}(0.3 + (0.2, 0.2)^T X - 0.6U + 0.2A, 1)$. In experiment 8), we looked at a near-violation of the completeness conditions, where the coefficient for U in the model for $E(W|X, U)$ was reduced in strength to 0.05, such that W was only weakly U -relevant and the conditional associations between W and Z were also weak. In 9), we reversed this such that Z was now only weakly U -relevant. Each of the models used to construct the bridge functions included X , rather than the transformations considered in experiments 2)-4). Values of the parameters in the data-generating mechanism were adjusted where necessary, to ensure that all bridge functions were correctly specified. The results of experiments 5)-9) are shown in Table 2. We see that in settings where conditional exchangeability holds, the proximal estimators perform similarly in terms of bias compared

Table 2: Simulation results from experiments 5-9. Exp: experiment; Est: estimator; MSE: mean squared error; Bias: Monte Carlo bias; Med. Bias: Median estimate minus true value; Coverage: 95% confidence interval (CI) coverage; Mean Length: average 95% CI length; Med. length: median 95% CI length.

Exp	Est	Bias	Med. Bias	MSE	Coverage	Mean Length	Med. Length
5	$\hat{\theta}_{OLS}$	0	0	0.01	0.95	0.39	0.39
	$\hat{\theta}_{P-IPW}$	0	0	0.02	0.95	0.49	0.49
	$\hat{\theta}_{P-hybrid}$	0	0	0.02	0.95	0.49	0.48
	$\hat{\theta}_{P-OR}$	0	-0.01	0.02	0.95	0.48	0.47
	$\hat{\theta}_{P-MR}$	0	0	0.02	0.94	0.48	0.48
6	$\hat{\theta}_{OLS}$	0.31	0.31	0.11	0.11	0.39	0.39
	$\hat{\theta}_{P-IPW}$	0.4	0.4	0.17	0.04	0.42	0.42
	$\hat{\theta}_{P-hybrid}$	0.4	0.4	0.17	0.03	0.41	0.41
	$\hat{\theta}_{P-OR}$	0.4	0.4	0.17	0.03	0.41	0.41
	$\hat{\theta}_{P-MR}$	0.4	0.4	0.17	0.03	0.42	0.41
7	$\hat{\theta}_{OLS}$	0.27	0.27	0.08	0.24	0.39	0.39
	$\hat{\theta}_{P-IPW}$	-0.34	-0.32	0.14	0.47	1.19	0.61
	$\hat{\theta}_{P-hybrid}$	-0.33	-0.32	0.14	0.49	0.9	0.63
	$\hat{\theta}_{P-OR}$	-0.34	-0.33	0.13	0.32	0.75	0.55
	$\hat{\theta}_{P-MR}$	-0.34	-0.33	0.14	0.4	1.17	0.57
8	$\hat{\theta}_{OLS}$	0.36	0.36	0.14	0.05	0.39	0.39
	$\hat{\theta}_{P-IPW}$	0.46	0.04	121.23	0.99	>1,000	7.29
	$\hat{\theta}_{P-hybrid}$	-0.17	0.12	226.49	1	>1,000	8.84
	$\hat{\theta}_{P-OR}$	0.08	0.08	238.68	1	>1,000	6.61
	$\hat{\theta}_{P-MR}$	0.02	0.02	9.3	0.97	>1,000	13.07
9	$\hat{\theta}_{OLS}$	0.15	0.15	0.05	0.83	0.6	0.6
	$\hat{\theta}_{P-IPW}$	0.69	0.05	375.01	0.99	>1,000	5.79
	$\hat{\theta}_{P-hybrid}$	0.66	0.04	383.67	0.99	>1,000	3.65
	$\hat{\theta}_{P-OR}$	-0.12	0.03	9.06	0.99	>1,000	2.46
	$\hat{\theta}_{P-MR}$	0.04	0.04	0.43	0.99	>1,000	4.53

with $\hat{\theta}_{OLS}$, but displayed a decrease in efficiency. When the exclusion restrictions are violated, in this case the proximal estimators performed similarly or slightly worse than the naïve (biased) OLS estimator. When Z or W are not U -relevant, we see that the standard errors for the proximal estimators can dramatically inflate; this is unsurprising, given how common instrumental variable estimators perform when instruments are weak/irrelevant. The proximal estimators also typically displayed considerably larger bias than $\hat{\theta}_{OLS}$, but smaller median bias. The multiply robust estimator $\hat{\theta}_{P-MR}$ generally displayed smaller mean and median bias compared with the other methods in experiments 8) and 9).

5 Data analysis

We evaluated the proposed methods on the JOBS II data, which was originally described in Vinokur et al. (1995) and has been analysed in a mediation context by Vinokur and Schul (1997), Imai et al. (2010a) and Tchetgen Tchetgen and Shpitser (2012). The investigators were interested in the efficacy of a job training intervention; the program was developed both to boost employment prospects and improve the mental health of unemployed workers. In the study, 1,801 participants received a pre-screening questionnaire, before being randomly assigned either to treatment (participation in a job skills workshop) or control (receiving a booklet with job search tips). The outcome of interest was a continuous measure of depressive symptoms, based on the Hopkins Symptom Checklist. Beyond understanding the total effect of the intervention, Vinokur and Schul (1997) were also interested in whether the intervention improved mental health status by enhancing the confidence of participants in their job searching ability. The mediator of interest was thus a continuous

measure of job search self-efficacy.

Although treatment is randomised, it was possible that even after consideration of pre-treatment variables, the association between mediator and outcome was subject to residual confounding. This could lead to biased estimates of both direct and indirect effects. Indeed, the sensitivity analysis of Imai et al. (2010a) indicated high sensitivity of results to unmeasured common causes of M and Y . The dataset also included the following covariates measured at baseline, and we hypothesised that baseline depression level and perceived economic hardship serve as a measure-prone snapshot of a participant’s underlying mental state and were therefore potential confounder proxies. As a pre-treatment measurement of the outcome, baseline depression level was a possible candidate for the type 3) (or outcome-inducing) proxy. We hypothesised that perceived economic hardship at baseline may have an effect on job search self-efficacy, but would not affect the end-of-study depression level directly. Instead, any correlation with the outcome would be due to underlying mental state being a common cause. Note that the results in Section 3.3 also require that baseline depression level has no direct effect on the mediator, which we acknowledge to be a strong condition here.

Since treatment was randomised, we constructed estimators based on the results in Section 3.3. For the outcome bridge function h_1 , we used a linear model, with an interaction between treatment and the mediator. For the bridge function q_1 , we used a logistic model. In order to estimate $E(Y^1)$ and $E(Y^0)$, we fit a linear model adjusted for treatment, covariates and proxies (this was justified since both proxies were measured prior to baseline). We considered both proximal IPW (P-IPW), hybrid (P-hybrid) outcome regression (P-

OR) and multiply robust (P-MR) estimators of $E[Y\{1, M(0)\}]$ and $E[Y\{0, M(1)\}]$. We contrasted our estimator with a standard multiply robust (S-MR) approach $\hat{\theta}_{S-MR}$ based on the efficient influence function derived in Tchetgen Tchetgen and Shpitser (2012) that is valid under conditional exchangeability-type assumptions; we again postulated linear models for $E(Y|A = a, M, X, Z, W)$ and $E\{E(Y|A = a, M, X, Z, W)|A = a^*, X, Z, W\}$ and a logistic model for the odds $P(A = 1|M, X, Z, W)/P(A = 0|M, X, Z, W)$. All outcome regression models (for the confounding bridge functions and otherwise) were fit separately in control and treatment groups, to allow for treatment-mediator and treatment-covariate interactions. Individuals with missing data had been excluded from the dataset, so the analysis was performed on 1,285 participants. Standard errors for all estimators were calculated using the bootstrap (100 bootstrap samples were used).

Table 3: Results from the analysis of the JOBS II study. SE: nonparametric bootstrap standard error.

	S-MR	P-IPW	P-hybrid	P-OR	P-MR
$E[Y\{1, M(0)\}] - [Y\{0, M(0)\}]$	-0.0323	0.0048	-0.0247	-0.0363	-0.0362
SE	0.0394	0.0482	0.0485	0.0404	0.0404
$E[Y\{1, M(1)\}] - [Y\{1, M(0)\}]$	-0.0144	-0.0515	-0.0220	-0.0179	-0.0179
SE	0.0068	0.0220	0.0230	0.0038	0.0038
$E[Y\{1, M(1)\}] - [Y\{0, M(1)\}]$	-0.0263	-0.0366	-0.0245	-0.0300	-0.0300
SE	0.0390	0.0463	0.0456	0.0408	0.0408
$E[Y\{0, M(1)\}] - [Y\{0, M(0)\}]$	-0.0205	-0.0102	-0.0222	-0.0167	-0.0167
SE	0.0095	0.0245	0.0189	0.0096	0.0094

Results can be seen in Table 5. The proximal and non-proximal analyses broadly agree in this case, indicating a direct effect of treatment on depression symptoms. It hence offers some reassurance, particularly in view of the previous sensitivity analysis. The direct effect

with M taken at the level under control was slightly more pronounced than the direct effect at $M(1)$; as in Imai et al. (2010a), none of the estimates were statistically significant at the 5% level. We see that $\hat{\theta}_{S-MR}$, $\hat{\theta}_{P-hybrid}$ and $\hat{\theta}_{P-MR}$ are close to each other, whilst $\hat{\theta}_{P-IPW}$ is further away, indicating that the model for q_1 may be misspecified.

6 Discussion

In this work, we have provided three proximal identification results for natural direct and indirect effects, and have also derived the efficient influence function for the mediation functional under a nonparametric model. The efficient influence function involves four separate confounding bridge functions. When parametric working models are used for these confounding bridge functionals, the resulting estimators of natural (in)direct effects are multiply robust.

There are many interesting areas for future work. One would be the development of flexible machine learning methods for estimating the confounding bridge functions. An advantage of doubly/multiply robust methods combined with cross-fitting is that data-adaptive methods can be used to estimate nuisance parameters, yet their potentially slow rates of convergence are not necessarily inherited by the estimator of the target parameter (Zheng and van der Laan, 2011; Chernozhukov et al., 2018). A complication in the proximal learning framework is that the nuisances are defined as the solutions to integral equations. Progress in this direction (in the context of reproducing kernel Hilbert spaces) is described in Ghassami et al. (2021) and Kallus et al. (2021). It would thus be useful to extend the work of Ghassami et al. (2021) for nonparametric estimation of bridge functions

in proximal mediation analysis. Another avenue for future work would be to extend the results of identification and estimation to more general path-specific effects (Avin et al., 2005; Shpitser, 2013), which are relevant in particular in settings when confounders of the mediator-outcome relationship are effected by the exposure.

Acknowledgements

The first author gratefully acknowledges support from the Ghent University Special Research Fund (grant: BOF.01P08419) and the Research Foundation Flanders (grant: 1222522N)

References

- Avin, C., Shpitser, I., and Pearl, J. (2005). Identifiability of path-specific effects.
- Cheng, L., Guo, R., and Liu, H. (2021). Causal mediation analysis with hidden confounders. *arXiv preprint arXiv:2102.11724*.
- Chernozhukov, V., Chetverikov, D., Demirer, M., Duflo, E., Hansen, C., Newey, W., and Robins, J. (2018). Double/debiased machine learning for treatment and structural parameters. *The Econometrics Journal*, 21(1):C1–C68.
- Cui, Y., Pu, H., Shi, X., Miao, W., and Tchetgen Tchetgen, E. (2020). Semiparametric proximal causal inference. *arXiv preprint arXiv:2011.08411*.
- Darolles, S., Fan, Y., Florens, J.-P., and Renault, E. (2011). Nonparametric instrumental regression. *Econometrica*, 79(5):1541–1565.

- Dawid, A. P. (1979). Conditional independence in statistical theory. *Journal of the Royal Statistical Society: Series B (Methodological)*, 41(1):1–15.
- D’Haultfoeuille, X. (2011). On the completeness condition in nonparametric instrumental problems. *Econometric Theory*, 27(3):460–471.
- Ghassami, A., Ying, A., Shpitser, I., and Tchetgen Tchetgen, E. (2021). Minimax kernel machine learning for a class of doubly robust functionals. *arXiv preprint arXiv:2104.02929*.
- Hu, Y. and Shiu, J.-L. (2018). Nonparametric identification using instrumental variables: sufficient conditions for completeness. *Econometric Theory*, 34(3):659–693.
- Imai, K., Keele, L., and Tingley, D. (2010a). A general approach to causal mediation analysis. *Psychological methods*, 15(4):309.
- Imai, K., Keele, L., and Yamamoto, T. (2010b). Identification, inference and sensitivity analysis for causal mediation effects. *Statistical science*, pages 51–71.
- Kallus, N., Mao, X., and Uehara, M. (2021). Causal inference under unmeasured confounding with negative controls: A minimax learning approach. *arXiv preprint arXiv:2103.14029*.
- Kuroki, M. and Pearl, J. (2014). Measurement bias and effect restoration in causal inference. *Biometrika*, 101(2):423–437.

- Lipsitch, M., Tchetgen Tchetgen, E., and Cohen, T. (2010). Negative controls: a tool for detecting confounding and bias in observational studies. *Epidemiology (Cambridge, Mass.)*, 21(3):383.
- Miao, W., Geng, Z., and Tchetgen Tchetgen, E. J. (2018a). Identifying causal effects with proxy variables of an unmeasured confounder. *Biometrika*, 105(4):987–993.
- Miao, W., Shi, X., and Tchetgen Tchetgen, E. (2018b). A confounding bridge approach for double negative control inference on causal effects. *arXiv preprint arXiv:1808.04945*.
- Newey, W. K. and Powell, J. L. (2003). Instrumental variable estimation of nonparametric models. *Econometrica*, 71(5):1565–1578.
- Pearl, J. (2001). Direct and indirect effects. In *Proceedings of the Seventeenth conference on Uncertainty in artificial intelligence*, pages 411–420.
- Pearl, J. (2009). *Causality*. Cambridge university press.
- Robins, J. (1986). A new approach to causal inference in mortality studies with a sustained exposure period—application to control of the healthy worker survivor effect. *Mathematical Modelling*, 7(9):1393–1512.
- Robins, J. M. and Greenland, S. (1992). Identifiability and exchangeability for direct and indirect effects. *Epidemiology*, pages 143–155.
- Robins, J. M. and Richardson, T. S. (2010). Alternative graphical causal models and the

- identification of direct effects. *Causality and psychopathology: Finding the determinants of disorders and their cures*, pages 103–158.
- Robins, J. M. and Rotnitzky, A. (2001). Comments. *Statistica Sinica*, 11(4):920–936.
- Severini, T. A. and Tripathi, G. (2012). Efficiency bounds for estimating linear functionals of nonparametric regression models with endogenous regressors. *Journal of Econometrics*, 170(2):491–498.
- Shi, X., Miao, W., Nelson, J. C., and Tchetgen Tchetgen, E. J. (2020a). Multiply robust causal inference with double-negative control adjustment for categorical unmeasured confounding. *Journal of the Royal Statistical Society: Series B (Statistical Methodology)*, 82(2):521–540.
- Shi, X., Miao, W., and Tchetgen Tchetgen, E. (2020b). A selective review of negative control methods in epidemiology. *Current Epidemiology Reports*, pages 1–13.
- Shpitser, I. (2013). Counterfactual graphical models for longitudinal mediation analysis with unobserved confounding. *Cognitive science*, 37(6):1011–1035.
- Sofer, T., Richardson, D. B., Colicino, E., Schwartz, J., and Tchetgen Tchetgen, E. J. (2016). On negative outcome control of unobserved confounding as a generalization of difference-in-differences. *Statistical science: a review journal of the Institute of Mathematical Statistics*, 31(3):348.
- Stephens, A., Tchetgen Tchetgen, E., and De Gruttola, V. (2014). Locally efficient esti-

mation of marginal treatment effects when outcomes are correlated: is the prize worth the chase? *The international journal of biostatistics*, 10(1):59–75.

Tchetgen Tchetgen, E. J. and Shpitser, I. (2012). Semiparametric theory for causal mediation analysis: efficiency bounds, multiple robustness, and sensitivity analysis. *Annals of statistics*, 40(3):1816.

Tchetgen Tchetgen, E. J., Ying, A., Cui, Y., Shi, X., and Miao, W. (2020). An introduction to proximal causal learning. *arXiv preprint arXiv:2009.10982*.

VanderWeele, T. J. and Vansteelandt, S. (2009). Conceptual issues concerning mediation, interventions and composition. *Statistics and its Interface*, 2(4):457–468.

Vinokur, A. D., Price, R. H., and Schul, Y. (1995). Impact of the jobs intervention on unemployed workers varying in risk for depression. *American journal of community psychology*, 23(1):39–74.

Vinokur, A. D. and Schul, Y. (1997). Mastery and inoculation against setbacks as active ingredients in the jobs intervention for the unemployed. *Journal of consulting and clinical psychology*, 65(5):867.

Zheng, W. and van der Laan, M. J. (2011). Cross-Validated Targeted Minimum-Loss-Based Estimation. In *Targeted Learning*, pages 459–474. Springer New York, New York, NY.

A Appendix

A.1 Additional figures

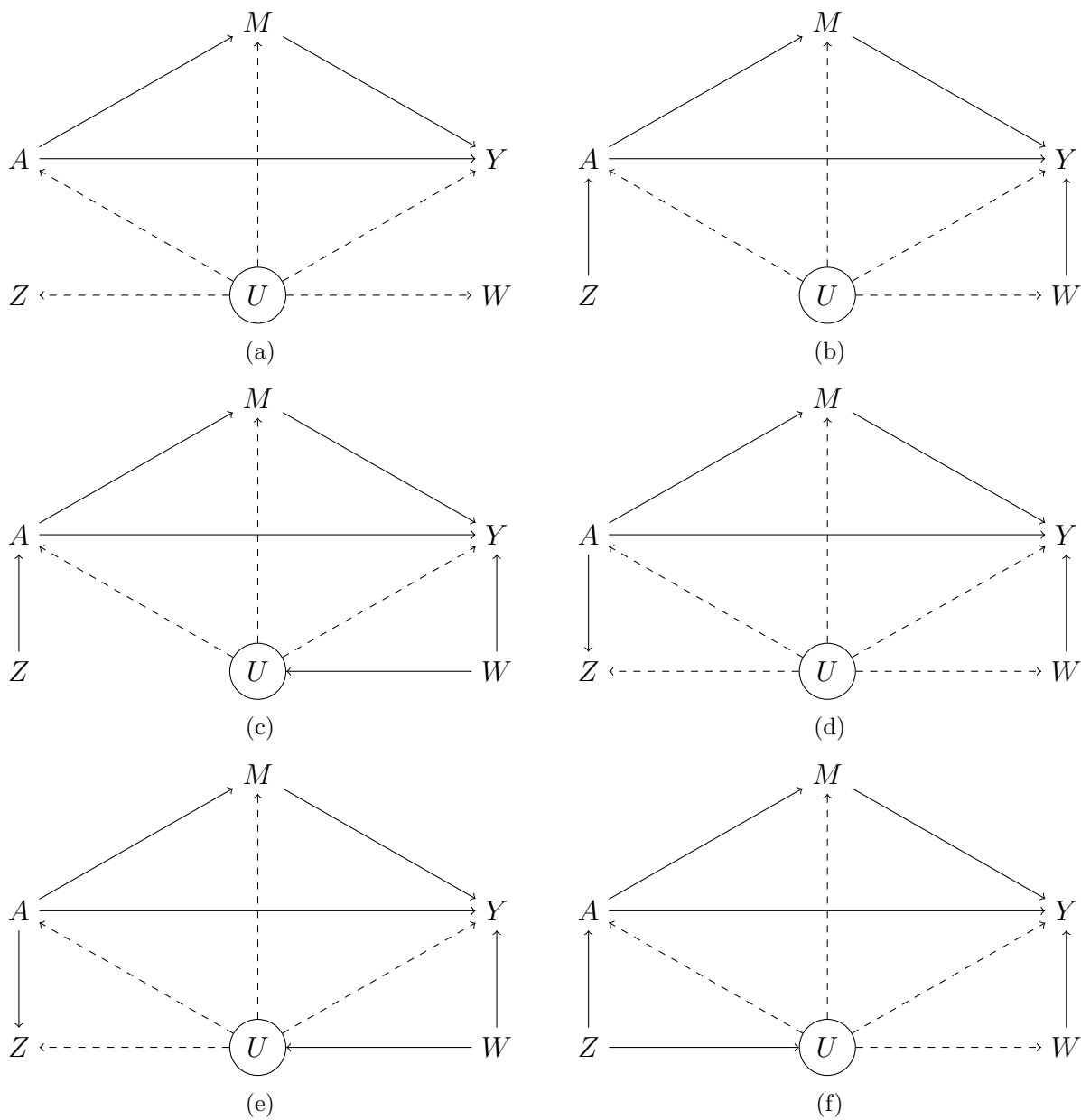


Figure 3: Other causal diagrams compatible with (2) and (3) and Assumptions 5.3 and 5.4.

A.2 Proof of Theorem 2.1

Proof. If $Y \perp\!\!\!\perp Z|A, M, U, X$ then following the proof of Theorem 1 in Miao et al. (2018a):

$$\begin{aligned} E(Y|z, A = 1, m, x) &= \int E(Y|u, z, A = 1, m, x)dF(u|z, A = 1, m, x) \\ &= \int E(Y|u, A = 1, m, x)dF(u|z, A = 1, m, x). \end{aligned}$$

Now the equality (4) and Assumption 5 implies that

$$\begin{aligned} &\int E(Y|u, A = 1, m, x)dF(u|z, A = 1, m, x) \\ &= \int h_1(w, m, x)dF(w|z, A = 1, m, x) \\ &= \int \int h_1(w, m, x)dF(w|u, z, A = 1, m, x)dF(u|z, A = 1, m, x) \\ &= \int \int h_1(w, m, x)dF(w|u, A = 1, m, x)dF(u|z, A = 1, m, x) \end{aligned}$$

and by the completeness condition 6.1, result (6) follows.

Using similar reasoning,

$$\begin{aligned} E\{h_1(W, M, x)|z, A = 0, x\} &= \int E\{h_1(W, M, x)|u, A = 0, x\}dF(u|z, A = 0, x) \\ &= \int h_0(w, x)dF(w|z, A = 0, x) \\ &= \int \int h_0(w, x)dF(w|u, A = 0, x)dF(u|A = 0, x) \end{aligned}$$

by Assumption 5 and (5), and by the completeness condition 6.2, we have result (7). Note that by the graphoid axioms, Assumption 5 implies the $W \perp\!\!\!\perp Z|A, U, X$.

Finally, it follows from Assumptions 1-5 and the above results that

$$\begin{aligned}
\psi &= \int \int \int E(Y|u, 1, m, x)dF(m|u, 0, x)dF(u|x)dF(x) \\
&= \int \int \int \int h_1(w, m, x)dF(w|u, 1, m, x)dF(m|u, 0, x)dF(u|x)dF(x) \\
&= \int \int \int h_1(w, m, x)dF(w, m|u, 0, x)dF(u|x)dF(x) \\
&= \int \int \int h_0(w, x)dF(w|u, 0, x)dF(u|x)dF(x) \\
&= \int \int \int h_0(w, x)dF(w|u, x)dF(u|x)dF(x) \\
&= \int \int h_0(w, x)dF(w|x)dF(x).
\end{aligned}$$

□

A.3 Proof of Theorem 2.2

Assumption 8. (*Completeness*)

1. For any function $g(u)$, if $E\{g(U)|W = w, A = 1, M = m, X = x\} = 0$ for any w, m and x almost surely, then $g(U) = 0$ almost surely.
2. For any function $g(u)$, if $E\{g(U)|W = w, A = 0, X = x\} = 0$ for any w and x almost surely, then $g(U) = 0$ almost surely.
3. For any function $g(w)$, $E\{g(W)|Z = z, A = 1, M = m, X = x\} = 0$ for any z, m and x almost surely, then $g(W) = 0$ almost surely.
4. For any function $g(w)$, $E\{g(W)|Z = z, A = 0, X = x\} = 0$ for any z and x almost surely, then $g(W) = 0$ almost surely.

Proof. For the first part of Theorem 2.2, result (10) follows directly from Theorem 2.2 of Cui et al. (2020), under (9) and Assumptions 5 and 8.2. By Assumptions 1-5 and the results of Theorem 2.1, it follows that

$$\begin{aligned}
\psi &= E \left\{ \frac{I(A=0)}{f(A=0|U, X)} E(Y|U, A=1, M, X) \right\} \\
&= E [I(A=0)E\{q_0(Z, X)|U, A=0, X\}E(Y|U, A=1, M, X)] \\
&= E \{I(A=0)q_0(Z, X)E(Y|U, A=1, M, X)\} \\
&= E [I(A=0)q_0(Z, X)E\{h_1(W, M, X)|U, A=1, M, X\}] \\
&= E [I(A=0)q_0(Z, X)E\{h_1(W, M, X)|U, A=0, M, X\}] \\
&= E [I(A=0)q_0(Z, X)h_1(W, M, X)].
\end{aligned}$$

For the second part of Theorem 2.2, by Bayes rule and Assumption 5,

$$\begin{aligned}
&E\{q_0(Z, x)|w, A=0, m, x\} \frac{f(A=0|w, m, x)}{f(A=1|w, m, x)} \\
&= \frac{1}{f(A=1|w, m, x)} \int E\{q_0(Z, x)|u, w, A=0, m, x\} f(A=0|u, w, m, x) dF(u|w, m, x) \\
&= \int E\{q_0(Z, x)|u, w, A=0, m, x\} \frac{f(A=0|u, w, m, x)}{f(A=1|u, w, m, x)} dF(u|w, A=1, m, x) \\
&= \int E\{q_0(Z, x)|u, A=0, m, x\} \frac{f(A=0|u, m, x)}{f(A=1|u, m, x)} dF(u|w, A=1, m, x)
\end{aligned}$$

and equality (12) implies that

$$\begin{aligned}
&\int E\{q_0(Z, x)|u, A=0, m, x\} \frac{f(A=0|u, m, x)}{f(A=1|u, m, x)} dF(u|w, A=1, m, x) \\
&= \int q_1(z, m, x) dF(z|w, A=1, m, x) \\
&= \int q_1(z, m, x) dF(z|u, w, A=1, m, x) dF(u|w, A=1, m, x).
\end{aligned}$$

Hence result (13) follows from Assumption 8.1. Also, if we invoke Assumptions 1-5, then

$$\begin{aligned}
\psi &= E \left\{ \frac{I(A=0)}{f(A=0|U, X)} E(Y|U, A=1, M, X) \right\} \\
&= E \{ I(A=0) q_0(Z, X) E(Y|U, A=1, M, X) \} \\
&= \int \int q_0(z, x) E(Y|u, 1, m, x) f(0|u, m, z, x) dF(u, m, z|x) dF(x) \\
&= \int \int E\{q_0(z, x)|u, 0, m, x\} E(Y|u, 1, m, x) f(0|u, m, x) dF(u, m|x) dF(x) \\
&= E \left[I(A=1) Y E\{q_0(Z, X)|U, A=0, M, X\} \frac{f(A=0|U, M, X)}{f(A=1|U, M, X)} \right] \\
&= E [I(A=1) Y q_1(Z, M, X)].
\end{aligned}$$

□

A.4 Proof of Theorem 3.1

Proof. In order to first obtain an influence function for ψ under the semiparametric model \mathcal{M}_{sp} , one can find the mean zero random variable G for which

$$\frac{\partial \psi_t}{\partial t} \Big|_{t=0} = E\{GS(0; t)\} \Big|_{t=0}$$

where $S(O; t) = \partial \log f(O; t) / \partial t$. Here, we take a derivative with respect to the parameter t indexing a one-dimensional parametric submodel in \mathcal{M}_{sp} , which returns true density $f(O)$ at $t = 0$.

After noting the moment restrictions

$$\begin{aligned}
E\{Y - h_1(W, M, X)|Z, A=1, M, X\} &= 0 \\
E\{h_1(W, M, X) - h_0(W, X)|Z, A=0, X\} &= 0
\end{aligned}$$

implied by (4) and (5), then letting $\epsilon_1 = Y - h_1(W, M, X)$ and $\epsilon_0 = h_1(W, M, X) - h_0(W, X)$, it follows that

$$\begin{aligned} & E \left\{ \frac{\partial}{\partial t} h_{0_t}(W, X) \Big|_{t=0} \Big| Z, A = 0, X \right\} \\ &= E \{ \epsilon_0 S(W, M | Z, A = 0, X) | Z, A = 0, X \} + E \left\{ \frac{\partial}{\partial t} h_{1_t}(W, M, X) \Big|_{t=0} \Big| Z, A = 0, X \right\} \end{aligned}$$

and

$$E \left\{ \frac{\partial}{\partial t} h_{1_t}(W, M, X) \Big|_{t=0} \Big| Z, A = 1, M, X \right\} = E \{ \epsilon_1 S(Y, W | Z, A = 1, M, X) | Z, A = 1, M, X \}.$$

Then

$$\begin{aligned} \frac{\partial \psi_t}{\partial t} \Big|_{t=0} &= \frac{\partial}{\partial t} E_t[h_0(W, X)] \Big|_{t=0} = E[h_0(W, X)S(W, X)] + E \left\{ \frac{\partial}{\partial t} h_{0_t}(W, X) \Big|_{t=0} \right\} \\ &= E[\{h_0(W, X) - \psi\}S(O)] + E \left\{ \frac{\partial}{\partial t} h_{0_t}(W, X) \Big|_{t=0} \right\} \end{aligned}$$

For the second term on the right hand side of the final equality,

$$\begin{aligned} & E \left\{ \frac{\partial}{\partial t} h_{0_t}(W, X) \Big|_{t=0} \right\} = E \left\{ \frac{I(A = 0)}{f(A = 0 | W, X)} \frac{\partial}{\partial t} h_{0_t}(W, X) \Big|_{t=0} \right\} \\ &= E \left\{ I(A = 0) E\{q_0(Z, X) | W, A = 0, X\} \frac{\partial}{\partial t} h_{0_t}(W, X) \Big|_{t=0} \right\} \\ &= E \left\{ I(A = 0) q_0(Z, X) \frac{\partial}{\partial t} h_{0_t}(W, X) \Big|_{t=0} \right\} \\ &= E \left[I(A = 0) q_0(Z, X) E \left\{ \frac{\partial}{\partial t} h_{0_t}(W, X) \Big|_{t=0} \Big| Z, A = 0, X \right\} \right] \\ &= E [I(A = 0) q_0(Z, X) E \{ \epsilon_0 S(W, M | Z, A = 0, X) | Z, A = 0, X \}] \\ &\quad + E \left[I(A = 0) q_0(Z, X) E \left\{ \frac{\partial}{\partial t} h_{1_t}(W, M, X) \Big|_{t=0} \Big| Z, A = 0, X \right\} \right]. \end{aligned}$$

and

$$\begin{aligned}
& E \left[I(A = 0)q_0(Z, X)E \left\{ \frac{\partial}{\partial t}h_{1t}(W, M, X)|_{t=0} \middle| Z, A = 0, X \right\} \right] \\
&= E \left\{ I(A = 0)q_0(Z, X)\frac{\partial}{\partial t}h_{1t}(W, M, X)|_{t=0} \right\} \\
&= E \left[f(A = 0|W, M, X)E\{q_0(Z, X)|W, A = 0, M, X\}\frac{\partial}{\partial t}h_{1t}(W, M, X)|_{t=0} \right] \\
&= E \left[I(A = 1)\frac{f(A = 0|W, M, X)}{f(A = 1|W, M, X)}E\{q_0(Z, X)|A = 0, M, W\}\frac{\partial}{\partial t}h_{1t}(W, M, X)|_{t=0} \right] \\
&= E \left[I(A = 1)E\{q_1(Z, M, X)|W, A = 1, M, X\}\frac{\partial}{\partial t}h_{1t}(W, M, X)|_{t=0} \right] \\
&= E \left\{ I(A = 1)q_1(Z, M, X)\frac{\partial}{\partial t}h_{1t}(W, M, X)|_{t=0} \right\} \\
&= E \left[I(A = 1)q_1(Z, M, X)E \left\{ \frac{\partial}{\partial t}h_{1t}(W, M, X)|_{t=0} \middle| Z, A = 1, M, X \right\} \right] \\
&= E [I(A = 1)q_1(Z, M, X)E \{ \epsilon_1 S(Y, W|Z, A = 1, M, X)|Z, A = 1, M, X \}]
\end{aligned}$$

Putting this together, we have

$$\begin{aligned}
& E \left\{ \frac{\partial}{\partial t}h_{0t}(W, X)|_{t=0} \right\} \\
&= E \{ I(A = 0)q_0(Z, X)\epsilon_0 S(W, M|Z, A = 0, X) \} \\
&\quad + E \{ I(A = 1)q_1(Z, M, X)\epsilon_1 S(Y, W|Z, A = 1, M, X) \} \\
&= E [I(A = 0)q_0(Z, X)\epsilon_0 E\{S(O)|W, M, Z, A, X\}] \\
&\quad - E [I(A = 0)q_0(Z, X)\epsilon_0 E\{S(O)|Z, A, X\}] \\
&\quad + E [I(A = 1)q_1(Z, M, X)\epsilon_1 E\{S(O)|Y, W, Z, A, M, X\}] \\
&\quad - E [I(A = 1)q_1(Z, M, X)\epsilon_1 E\{S(O)|Z, A, M, X\}] \\
&= E [I(A = 0)q_0(Z, X)\epsilon_0 S(O)] + E [I(A = 1)q_1(Z, M, X)\epsilon_1 S(O)]
\end{aligned}$$

To show that

$$I(A = 1)q_1(Z, M, X)\epsilon_1 + I(A = 0)q_0(Z, X)\epsilon_0 + h_0(W, X) - \psi$$

is the efficient influence function, we need to show that it belongs to the tangent space implied by the aforementioned restrictions on the scores. One can show along the lines of Severini and Tripathi (2012), Cui et al. (2020) and Kallus et al. (2021) that the tangent space under \mathcal{M}_{sp} equals

$$\dot{\mathcal{T}} = L_2(Z, A, X) \oplus \{L_2(Z, A, M, X) \cap L_2(Z, A, X)^\perp\} \oplus \dot{\mathcal{M}}$$

where

$$\dot{\mathcal{M}} = \{f \in L_2(Z, A, M, X)^\perp, E\{\epsilon_1 f | Z, A = 1, M, X\} \in cl(R(T))\},$$

$R(T)$ denotes the range space of an operator T , A^\perp is the orthocomplement of A and $cl(A)$ is the closure of A .

Then

$$\begin{aligned} & I(A = 1)q_1(Z, M, X)\epsilon_1 + I(A = 0)q_0(Z, X)\epsilon_0 + h_0(W, X) - \psi \\ &= E\{h_0(W, X) - \psi | Z, A, X\} + I(A = 0)q_0(Z, X)E\{\epsilon_0 | Z, A, M, X\} \\ &\quad + [h_0(W, X) - \psi - E\{h_0(W, X) - \psi | Z, A, X\}] \\ &\quad + I(A = 0)q_0(Z, X)\{\epsilon_0 - E(\epsilon_0 | Z, A, M, X)\} \\ &\quad + I(A = 1)q_1(Z, M, X)\epsilon_1 \\ &= (i) + (ii) + (iii) + (iv) + (v) \end{aligned}$$

where $(i) \in L_2(Z, A, X)$ and $(ii) \in L_2(Z, A, M, X)$. Also,

$$\begin{aligned} E [I(A = 0)q_0(Z, X)E\{\epsilon_0|Z, A, M, X\}|Z, A, X] &= 0 \\ E [h_0(W, X) - \psi - E\{h_0(W, X) - \psi|Z, A, X\}|Z, A, X] &= 0 \\ E [I(A = 0)q_0(Z, X) \{\epsilon_0 - E(\epsilon_0|Z, A, M, X)\} |Z, A, M, X] &= 0 \\ E [I(A = 1)q_1(Z, M, X)\epsilon_1|Z, A, M, X] &= 0 \end{aligned}$$

using (5) in the first equation and (4) in the fourth. Hence $(ii) \in L_2(Z, A, M, X) \cap L_2(Z, A, X)^\perp$, $(iii) \in L_2(Z, A, M, X) \cap L_2(Z, A, X)^\perp$, $(iv) \in L_2(Z, A, M, X)^\perp$ and $(v) \in L_2(Z, A, M, X)^\perp$. Finally, by Assumption 7,

$$\begin{aligned} E [\epsilon_1 I(A = 0)q_0(Z, X) \{\epsilon_0 - E(\epsilon_0|Z, A, M, X)\} |Z, A, M, X] \\ = T \{T'\Psi T\}^{-1} T'\Psi E (\epsilon_1 \epsilon_0 |Z, A, M, X), \end{aligned}$$

$$\begin{aligned} E [I(A = 1)q_1(Z, M, X)\epsilon_1^2|Z, A, M, X] \\ = T \left[\{T'\Psi T\}^{-1} T' \{I(A = 1)q_1(Z, M, X)\} \right] \end{aligned}$$

such that both terms belong to $\dot{\mathcal{M}}$; the main result follows. \square

A.5 Proof of Theorem 3.2

Proof. From (12), we have that

$$E \left[q_1(Z, M, X; \gamma_1) - \kappa(W, M, X; \gamma_0) \middle| W, A = 1, M, X \right] = 0$$

where

$$\kappa(W, M, X; \gamma_0) = E\{q_0(Z, X; \gamma_0)|W, A = 0, M, X\} \frac{f(A = 0|W, M, X)}{f(A = 1|W, M, X)}$$

and therefore

$$\partial E_t \left[\{q(Z, M, X; \gamma_{1t}) - \kappa_t(W, M, X; \gamma_{0t})\} d_1(W, M, X) \Big| A = 1 \right] / \partial t|_{t=0} = 0$$

for any $d_1(W, M, X)$ of the same dimension as γ_1 , where

$$\kappa_t(W, M, X; \gamma_{0t}) = E_t \{q_0(Z, X; \gamma_{0t}) | W, A = 0, M, X\} \frac{f_t(A = 0 | W, M, X)}{f_t(A = 1 | W, M, X)}.$$

After some algebra and re-arrangement of terms,

$$\begin{aligned} & - \frac{1}{f(1)} E \left\{ \frac{\partial q_1(Z, M, X; \gamma_1)}{\partial \gamma_1} A d_1(W, M, X) \right\} \frac{\partial \gamma_{1t}}{\partial t} \Big|_{t=0} \\ & = \frac{1}{f(1)} E [A \{q_1(Z, M, X; \gamma_1) - \kappa(W, M, X; \gamma_0)\} d_1(W, M, X) S(O)] \\ & - \frac{1}{f(1)} E \left[\frac{\partial q_0(Z, X; \gamma_0)}{\partial \gamma_0} (1 - A) d_1(W, M, X) \right] \frac{\partial \gamma_{0t}}{\partial t} \Big|_{t=0} \\ & - \frac{1}{f(1)} E [(1 - A) q_0(Z, X; \gamma_0) S(Z | W, A, M, X) d_1(W, M, X)] \\ & - E \left[\frac{\partial f_t(A = 0 | W, M, X) / \partial t|_{t=0}}{f(A = 1 | W, M, X)} E \{q_0(Z, X; \gamma_0) | W, A = 0, M, X\} d_1(W, M, X) \Big| A = 1 \right] \\ & + E \left[\frac{\partial f_t(A = 1 | W, M, X) / \partial t|_{t=0}}{f^2(A = 1 | W, M, X)} f(A = 0 | W, M, X) E \{q_0(Z; \gamma_0) | W, A = 0, M, X\} d_1(W, M, X) \Big| A = 1 \right] \end{aligned}$$

For the third term on the right hand side of the equality,

$$\begin{aligned} & - \frac{1}{f(1)} E [(1 - A) q_0(Z, X; \gamma_0) S(Z | W, A, M, X) d_1(W, M, X)] \\ & = - \frac{1}{f(1)} E ((1 - A) [q_0(Z, X; \gamma_0) - E \{q_0(Z, X; \gamma_0) | W, A = 0, M, X\}] d_1(W, M, X) S(O)) \end{aligned}$$

For the penultimate term, we have

$$\begin{aligned}
& - E \left[\frac{\partial f_t(A = 0|W, M, X)/\partial t_{t=0}}{f(A = 1|W, M, X)} E\{q_0(Z, X; \gamma_0)|W, A = 0, M, X\} d_1(W, M, X) \Big| A = 1 \right] \\
& = - E \left[\frac{E\{(1 - A)S(A|W, M, X)|W, M, X\}}{f(A = 1|W, M, X)} E\{q_0(Z, X; \gamma_0)|W, A = 0, M, X\} d_1(W, M, X) \Big| A = 1 \right] \\
& = - \frac{1}{f(1)} E [E\{(1 - A)S(A|W, M, X)|W, M, X\} E\{q_0(Z, X; \gamma_0)|W, A = 0, M, X\} d_1(W, M, X)] \\
& = - \frac{1}{f(1)} E [(1 - A)S(A|W, M, X)q_0(Z, X; \gamma_0)d_1(W, M, X)] \\
& = - \frac{1}{f(1)} E [\{(1 - A) - f(A = 0|W, M, X)\} E\{q_0(Z, X; \gamma_0)|W, A = 0, M, X\} d_1(W, M, X)S(O)].
\end{aligned}$$

For the final term

$$\begin{aligned}
& E \left[\frac{\partial f_t(A = 1|W, M, X)/\partial t_{t=0}}{f^2(A = 1|W, M, X)} f(A = 0|W, M, X) E\{q_0(Z, X; \gamma_0)|W, A = 0, M, X\} d_1(W, M, X) \Big| A = 1 \right] \\
& = \frac{1}{f(1)} E \left[AS(A|W, M, X) \frac{f(A = 0|W, M, X)}{f(A = 1|W, M, X)} E\{q_0(Z, X; \gamma_0)|W, A = 0, M, X\} d_1(W, M, X) \right] \\
& = \frac{1}{f(1)} E \left[\left\{ \frac{A - f(A = 1|W, M, X)}{f^2(A = 1|W, M, X)} \right\} \kappa(W, M, X; \gamma_0) d_1(W, M, X) S(O) \right].
\end{aligned}$$

Putting this all together, it follows that

$$\begin{aligned}
& - \frac{1}{f(1)} E \left\{ \frac{\partial q_1(Z, M, X; \gamma_1)}{\partial \gamma_1} A d_1(W, M, X) \right\} \frac{\partial \gamma_{1t}}{\partial t} \Big|_{t=0} \\
& = \frac{1}{f(1)} E [A \{q_1(Z, M, X; \gamma_1) - \kappa(W, M, X; \gamma_0)\} d_1(W, M, X) S(O)] \\
& - \frac{1}{f(1)} E \left[\frac{\partial q_0(Z, X; \gamma_0)}{\partial \gamma_0} (1 - A) d_1(W, M, X) \right] \frac{\partial \gamma_{0t}}{\partial t} \Big|_{t=0} \\
& - \frac{1}{f(1)} E ((1 - A) [q_0(Z; \gamma_0) - E\{q_0(Z, X; \gamma_0) | W, A = 0, M, X\}] d_1(W, M, X) S(O)) \\
& - \frac{1}{f(1)} E [\{(1 - A) - f(A = 0 | W, M, X)\} E\{q_0(Z, X; \gamma_0) | W, A = 0, M, X\} d_1(W, M, X) S(O)] \\
& + \frac{1}{f(1)} E \left[\left\{ \frac{A - f(A = 1 | W, M, X)}{f^2(A = 1 | W, M, X)} \right\} \kappa(W, M, X; \gamma_0) d_1(W, M, X) S(O) \right] \\
& = \frac{1}{f(1)} E [\{A q_1(Z, M, X; \gamma_1) - (1 - A) q_0(Z, X; \gamma_0)\} d_1(W, M, X) S(O)] \\
& - \frac{1}{f(1)} E \left[\frac{\partial q_0(Z, X; \gamma_0)}{\partial \gamma_0} (1 - A) d_1(W, M, X) \right] \frac{\partial \gamma_{1t}}{\partial t} \Big|_{t=0}.
\end{aligned}$$

□

A.6 Proof of Theorem 3.3

Proof. Let β_1^* , β_0^* , γ_1^* and γ_0^* refer to the population limits of the estimators $\hat{\beta}_1$, $\hat{\beta}_0$, $\hat{\gamma}_1$ and $\hat{\gamma}_0$. Then if $h_1(W, M, X; \beta_1^*)$ and $h_0(W, X; \beta_0^*)$ are correctly specified,

$$\begin{aligned}
& E [I(A = 1)q_1(Z, M, X; \gamma_1^*)\{Y - h_1(W, M, X; \beta_1^*)\}] \\
& \quad + E[I(A = 0)q_0(Z, X; \gamma_0^*)\{h_1(W, M, X; \beta_1^*) - h_0(W, X; \beta_0^*)\}] + E\{h_0(W, X; \beta_0^*)\} - \psi \\
& = E \left[I(A = 1)q_1(Z, M, X; \gamma_1^*) \left\{ E(Y|Z, A = 1, M, X) - \int h_1(w, M, X; \beta_1^*)dF(w|Z, A = 1, M, X) \right\} \right] \\
& \quad + E \left(I(A = 0)q_0(Z, X; \gamma_0^*) \left[E\{h_1(W, M, X; \beta_1^*)|Z, A = 0, X\} - \int h_0(w, X; \beta_0^*)dF(w|Z, A = 0, X) \right] \right) \\
& \quad + E\{h_0(W, X; \beta_0^*)\} - \psi \\
& = 0
\end{aligned}$$

by virtue of (4) and (5). If $h_1(W, M, X; \beta_1^*)$ and $q_0(Z, X; \gamma_0^*)$ are instead correctly specified,

$$\begin{aligned}
& E [I(A = 1)q_1(Z, M, X; \gamma_1^*)\{Y - h_1(W, M, X; \beta_1^*)\}] \\
& \quad + E[I(A = 0)q_0(Z, X; \gamma_0^*)\{h_1(W, M, X; \beta_1^*) - h_0(W, X; \beta_0^*)\}] + E\{h_0(W, X; \beta_0^*)\} - \psi \\
& = E[I(A = 0)q_0(Z, X; \gamma_0^*)h_1(W, M, X; \beta_1^*)] - E[I(A = 0)q_0(Z, X; \gamma_0^*)h_0(W, X; \beta_0^*)] \\
& \quad + E\{h_0(W, X; \beta_0^*)\} - \psi
\end{aligned}$$

Now by (5) and (9),

$$\begin{aligned}
& E[I(A = 0)q_0(Z, X; \gamma_0^*)h_1(W, M, X; \beta_1^*)] \\
&= E[I(A = 0)q_0(Z, X; \gamma_0^*)E\{h_1(W, M, X; \beta_1^*)|Z, A = 0, X\}] \\
&= E[I(A = 0)q_0(Z, X; \gamma_0^*)E\{h_0(W, X)|Z, A = 0, X\}] \\
&= E[I(A = 0)E\{q_0(Z, X; \gamma_0^*)|W, A = 0, X\}h_0(W, X)] \\
&= E\left\{\frac{I(A = 0)}{f(A = 0|W, X)}h_0(W, X)\right\} \\
&= \psi
\end{aligned}$$

and

$$\begin{aligned}
& E\{h_0(W, X; \beta_0^*)\} - E[I(A = 0)q_0(Z, X; \gamma_0^*)h_0(W, X; \beta_0^*)] \\
&= E\{h_0(W, X; \beta_0^*)\} - E\left\{\frac{I(A = 0)}{f(A = 0|W, X)}h_0(W, X; \beta_0^*)\right\} \\
&= E\{h_0(W, X; \beta_0^*)\} - E\{h_0(W, X; \beta_0^*)\} \\
&= 0
\end{aligned}$$

Finally, if $q_1(Z, M, X; \gamma_1^*)$ and $q_0(Z, X; \gamma_0^*)$ are instead correctly specified,

$$\begin{aligned}
& E[I(A = 1)q_1(Z, M, X; \gamma_1^*)\{Y - h_1(W, M, X; \beta_1^*)\}] \\
&+ E[I(A = 0)q_0(Z, X; \gamma_0^*)\{h_1(W, M, X; \beta_1^*) - h_0(W, X; \beta_0^*)\}] + E\{h_0(W, X; \beta_0^*)\} - \psi \\
&= E\{I(A = 1)q_1(Z, M, X; \gamma_1^*)Y\} - E\{I(A = 1)q_1(Z, M, X; \gamma_1^*)h_1(W, M, X; \beta_1^*)\} \\
&+ E[I(A = 0)q_0(Z, X; \gamma_0^*)h_1(W, M, X; \beta_1^*)] - \psi.
\end{aligned}$$

By (4), (9) and (12),

$$\begin{aligned}
& E\{I(A = 1)q_1(Z, M, X; \gamma_1^*)Y\} \\
&= E\{I(A = 1)q_1(Z, M, X; \gamma_1^*)E(Y|Z, A = 1, M, X)\} \\
&= E\{I(A = 1)q_1(Z, M, X; \gamma_1^*)h_1(W, M, X)\} \\
&= E[I(A = 1)E\{q_1(Z, M, X; \gamma_1^*)|W, A = 1, M, X\}h_1(W, M, X)] \\
&= E\left[I(A = 1)E\{q_0(Z, X; \gamma_0^*)|W, A = 0, M, X\}\frac{f(A = 0|W, M, X)}{f(A = 1|W, M, X)}h_1(W, M, X)\right] \\
&= E[E\{q_0(Z, X; \gamma_0^*)|W, A = 0, M, X\}f(A = 0|W, M, X)h_1(W, M, X)] \\
&= E[I(A = 0)q_0(Z, X; \gamma_0^*)h_1(W, M, X)] \\
&= \psi
\end{aligned}$$

and also

$$\begin{aligned}
& E[I(A = 0)q_0(Z, X; \gamma_0^*)h_1(W, M, X; \beta_1^*)] - E\{I(A = 1)q_1(Z, M, X; \gamma_1^*)h_1(W, M, X; \beta_1^*)\} \\
&= E[I(A = 0)q_0(Z, X; \gamma_0^*)h_1(W, M, X; \beta_1^*)] \\
&\quad - E[I(A = 1)E\{q_1(Z, M, X; \gamma_1^*)|Z, A = 1, M, X\}h_1(W, M, X; \beta_1^*)] \\
&= E[I(A = 0)q_0(Z, X; \gamma_0^*)h_1(W, M, X; \beta_1^*)] \\
&\quad - E\left[I(A = 1)E\{q_0(Z, X; \gamma_0^*)|W, A = 0, M, X\}\frac{f(A = 0|W, M, X)}{f(A = 1|W, M, X)}h_1(W, M, X; \beta_1^*)\right] \\
&= E[I(A = 0)q_0(Z, X; \gamma_0^*)h_1(W, M, X; \beta_1^*)] - E[I(A = 0)q_0(Z, X; \gamma_0^*)h_1(W, M, X; \beta_1^*)] \\
&= 0
\end{aligned}$$

and the first result in Theorem 3.3 follows.

The efficient influence function under the semiparametric model \mathcal{M}_{union} coincides with

the efficient influence function under a nonparametric model \mathcal{M}_{sp} , following a result in Robins and Rotnitzky (2001). Therefore, if $\hat{\psi}_{P-MR}$ has an influence function equal to IF_ψ , it follows that it is (locally) efficient under \mathcal{M}_{union} . Following a Taylor expansion, we have that

$$\begin{aligned}
& \sqrt{n}(\hat{\psi}_{P-MR} - \psi) \\
&= \frac{1}{\sqrt{n}} \sum_{i=1}^n A_i q_1(Z_i, M_i, X_i; \gamma_1^*) \{Y_i - h_1(W_i, M_i, X_i; \beta_1^*)\} \\
&+ \frac{1}{\sqrt{n}} \sum_{i=1}^n (1 - A_i) q_0(Z_i, X_i; \gamma_0^*) \{h_1(W_i, M_i, X_i; \beta_1^*) - h_0(W_i, X_i; \gamma_0^*)\} \\
&+ \frac{1}{\sqrt{n}} \sum_{i=1}^n h_0(W_i, X_i; \gamma_0^*) - \psi \\
&+ E \left[I(A = 1) \frac{\partial q_1(Z, M, X; \gamma_1^*)}{\partial \gamma_1^*} \{Y - h_1(W, M, X; \beta_1^*)\} \right] \sqrt{n}(\hat{\gamma}_1^* - \gamma_1^*) \\
&+ E \left[I(A = 0) \frac{\partial q_0(Z, X; \gamma_0^*)}{\partial \gamma_0^*} \{h_1(W, M, X; \beta_1^*) - h_0(W, X; \beta_0^*)\} \right] \sqrt{n}(\hat{\gamma}_0^* - \gamma_0^*) \\
&+ E \left[\frac{\partial h_1(W, M, X; \beta_1^*)}{\partial \beta_1^*} \{I(A = 0) q_0(Z, X; \gamma_0^*) - I(A = 1) q_1(Z, M, X; \gamma_1^*)\} \right] \sqrt{n}(\hat{\beta}_1^* - \beta_1^*) \\
&+ E \left[\frac{\partial h_0(W, X; \beta_0^*)}{\partial \beta_0^*} \{1 - I(A = 0) q_0(Z, X; \gamma_0^*)\} \right] \sqrt{n}(\hat{\beta}_0^* - \beta_0^*) \\
&+ o_p(1)
\end{aligned}$$

Following the previous arguments in this section, under model \mathcal{M}_{union} ,

$$\begin{aligned}
E \left[I(A = 1) \frac{\partial q_1(Z, M, X; \gamma_1^*)}{\partial \gamma_1^*} \{Y - h_1(W, M, X; \beta_1^*)\} \right] &= 0 \\
E \left[I(A = 0) \frac{\partial q_0(Z, X; \gamma_0^*)}{\partial \gamma_0^*} \{h_1(W, M, X; \beta_1^*) - h_0(W, X; \beta_0^*)\} \right] &= 0 \\
E \left[\frac{\partial h_1(W, M, X; \beta_1^*)}{\partial \beta_1^*} \{I(A = 0)q_0(Z, X; \gamma_0^*) - I(A = 1)q_1(Z, M, X; \gamma_1^*)\} \right] &= 0 \\
E \left[\frac{\partial h_0(W, X; \beta_0^*)}{\partial \beta_0^*} \{1 - I(A = 0)q_0(Z, X; \gamma_0^*)\} \right] &= 0
\end{aligned}$$

which completes the proof. \square

Proof of Theorem 3.4

Assumption 9. (*Additional regularity conditions*)

1. Let $T : L_2(W, A, M, X) \rightarrow L_2(Z, M, X)$ denote the operator given by

$$T(g) \equiv E\{g(W, M, X)|Z, A = 1, M, X\} \text{ and the adjoint } T' : L_2(Z, M, X) \rightarrow L_2(W, M, X)$$

denote $T'(g) \equiv E\{g(Z, M, X)|W, A = 1, M, X\}$. $D(T)$ denotes the domain space of

T . Then we require that

$$\begin{aligned}
&T'\Psi(I(A = 0)q_0(Z, X)E[\{Y - h_1(W, M, X)\}\{h_1(W, M, X) - \eta_0(W, X)\}|Z, A = 1, M, X]) \\
&\in D(T'\psi T)^{-1} \quad \text{and} \quad T'\{I(A = 1)q_1(Z, M, X)\} \in D(T'\psi T)^{-1}
\end{aligned}$$

Proof. For Part a), results (6) and (16) follow from the proofs of the previous theorems.

Then

$$E(Y|u, A = 1, m, x) = \int h_1(w, M, X)dF(w|u, A = 1, M, X)$$

and it follows from Assumptions 1-5 that

$$\begin{aligned}
\psi &= \int \int \int E(Y|u, 1, m, x) dF(m|u, 0, x) dF(u|x) dF(x) \\
&= \int \int \int \int h_1(w, m, x) dF(w|u, 1, m, x) dF(m|u, 0, x) dF(u|x) dF(x) \\
&= \int \int \int \int h_1(w, m, x) dF(w|u, 0, m, x) dF(m|u, 0, x) dF(u|x) dF(x) \\
&= \int \int \int \int h_1(w, m, x) dF(m|u, 0, w, x) dF(u|w, x) dF(w|x) dF(x) \\
&= \int \int \int \int h_1(w, m, x) dF(m|u, 0, w, x) dF(u|w, 0, x) dF(w|x) dF(x) \\
&= \int \int \int h_1(w, m, x) dF(m|0, w, x) dF(w|x) dF(x)
\end{aligned}$$

Part b) follows along the lines of similar arguments to the proof of Theorem 3.1 and is omitted for brevity. We nevertheless clarify that IF_ψ^* is orthogonal to the scores $S(A|X)$.

First, using the law of iterated expectations,

$$\begin{aligned}
&E \left[\frac{A}{f(A=0|X)} q_1(Z, M, X) \{Y - h_1(W, M, X)\} S(A|X) \right] \\
&= E \left[\frac{A}{f(A=0|X)} q_1(Z, M, X) E\{Y - h_1(W, M, X) | Z, A=1, M, X\} S(A|X) \right] = 0
\end{aligned}$$

by virtue of (4). Next,

$$\begin{aligned}
&E \left[\frac{(1-A)}{f(A=0|X)} \{h_1(W, M, X) - \eta_0(W, X)\} S(A|X) \right] \\
&= E \left[\frac{(1-A)}{f(A=0|X)} E\{h_1(W, M, X) - \eta_0(W, X) | A=0, W, X\} S(A|X) \right] = 0
\end{aligned}$$

by the definition of $\eta_0(W, X)$. Finally, by the (conditional) randomisation of A ,

$$\begin{aligned}
&E [\{\eta_0(W, X) - \psi\} S(A|X)] \\
&E [\{\eta_0(W, X) - \psi\} E\{S(A|X) | X\}] = 0
\end{aligned}$$

and hence we have shown that $E\{IF_{\psi}^*S(A|X)\} = 0$.

□

A.7 Model compatibility

By Bayes' theorem

$$\frac{f(M|A = 0, U, X)}{f(M|A = 1, U, X)} = \frac{f(A = 0|M, U, X)}{f(A = 1|M, U, X)} \times \frac{f(A = 1|U, X)}{f(A = 0|U, X)}.$$

Suppose that

$$M|U, A, X \sim \mathcal{N}(\tau_0 + \tau_a A + \tau_u U + \tau_x X, \sigma_{m|u,a,x}^2);$$

then one can show that

$$\log \frac{f(M|U, A = 0, X)}{f(M|U, A = 1, X)} = \frac{\tau_a}{\sigma_{m|u,a,x}^2} \left\{ \frac{\tau_a}{2} - (M - \tau_0 - \tau_u U - \tau_x X) \right\}$$

which is linear in U and X . Further, if

$$\frac{1}{f(A = 0|U, X)} = 1 + \exp\{-(\alpha_{0,0} + \alpha_{0,u}U + \alpha_{0,x}X)\}$$

then

$$\begin{aligned} \log \frac{f(A = 0|U, M, X)}{f(A = 1|U, M, X)} &= \log \frac{f(M|U, A = 0, X)}{f(M|U, A = 1, X)} + \log \frac{f(A = 0|U, X)}{f(A = 1|U, X)} \\ &= \frac{\tau_a}{\sigma_{m|u,a,x}^2} \left\{ \frac{\tau_a}{2} - (M - \tau_0 - \tau_u U - \tau_x X) \right\} \\ &\quad + \alpha_{0,0} + \alpha_{0,u}U + \alpha_{0,x}X \\ &= \alpha_{1,0} + \alpha_{1,m}M + \alpha_{1,u}U + \alpha_{1,x}X \end{aligned}$$

where

$$\alpha_{1,0} = \frac{\tau_a}{\sigma_{m|u,a,x}^2} \left(\frac{\tau_a}{2} + \tau_0 \right) + \alpha_{0,0},$$

$$\alpha_{1,m} = -\tau_a/\sigma_{m|u,a,x}^2, \alpha_{1,u} = \tau_a\tau_u/\sigma_{m|u,a,x}^2 + \alpha_{0,u} \text{ and } \alpha_{1,x} = \tau_a\tau_x/\sigma_{m|u,a,x}^2 + \alpha_{0,x}.$$

Next, suppose that $Z|U, A, X \sim \mathcal{N}(\epsilon_0 + \epsilon_u U + \epsilon_a A + \epsilon_x X, \sigma_{z|u,a,x}^2)$, and consider the choice of bridge function

$$q_0(Z, X) = 1 + \exp\{-(\gamma_{0,0} + \gamma_{0,z}Z + \gamma_{0,x}X)\},$$

then

$$\begin{aligned} E\{q_0(Z, X)|U, A = 0, X\} &= 1 + \exp(-\gamma_{0,0} - \gamma_{0,x}X) \int \exp(-\gamma_{0,z}z) dF(z|U, A = 0, X) \\ &= 1 + \exp\left\{-\gamma_{0,0} - \gamma_{0,x}X - \gamma_{0,z}(\epsilon_0 + \epsilon_u U + \epsilon_x X) + \frac{\gamma_{0,z}^2 \sigma_{z|u,a,x}^2}{2}\right\} \end{aligned}$$

such that for

$$\begin{aligned} \gamma_{0,0} &= \alpha_{0,0} - \frac{\alpha_{0,u}}{\epsilon_{0,u}} \left\{ \epsilon_{0,0} - \frac{(\alpha_{0,u}/\epsilon_{0,u})\sigma_{Z|U,0,X}^2}{2} \right\} \\ \gamma_{0,z} &= \frac{\alpha_{0,u}}{\epsilon_{0,u}} \\ \gamma_{0,x} &= \alpha_{0,x} - \frac{\alpha_{0,u}\epsilon_{0,x}}{\epsilon_{0,u}} \end{aligned}$$

we have the equality

$$\frac{1}{f(A = 0|U, X)} = \int q_0(z, x) dF(z|U, A = 0, X)$$

To show this choice of $q_0(Z, X)$ also lead to equality (9), since $W \perp\!\!\!\perp A|U, X$ we have that

$$\begin{aligned} \frac{1}{f(A = 0|W, X)} &= \int \frac{1}{f(A = 0|u, X)} dF(u|W, A = 0, X) \\ &= 1 + \exp(-\alpha_{0,0} - \alpha_{0,x}X) \int \exp(-\alpha_{0,u}u) dF(u|W, A = 0, X) \end{aligned}$$

Also,

$$\begin{aligned} E\{q_0(Z, X)|W, A = 0, X\} &= E[E\{q_0(Z, X)|U, A = 0, X\}|W, A = 0, X] \\ &= 1 + \exp(-\alpha_{0,0} - \alpha_{0,x}X) \int \exp(-\alpha_{0,u}u) dF(u|W, A = 0, X) \end{aligned}$$

by $Z \perp\!\!\!\perp W|U, A, X$ (which follows from Assumption (5)) and equality (9).

Moving onto q_1 , consider the choice of bridge function

$$\begin{aligned} q_1(Z, M, X) &= \exp\{\gamma_{1,0} + \gamma_{1,z}Z + \gamma_{1,m}M + \gamma_{1,x}X\} \\ &\quad \times [1 + \exp(-\gamma_{0,0} - \gamma_{0,z}Z - \gamma_{0,x}X) \exp\{\gamma_{0,z}(\epsilon_a + \gamma_{1,z}\sigma_z^2|u,a,x)\}] \end{aligned}$$

Noting that $Z \perp\!\!\!\perp M|U, A, X$,

$$\begin{aligned}
& E\{q_1(Z, M, X)|U, A = 1, M, X\} \\
&= \exp \left\{ \gamma_{1,0} + \frac{\gamma_{1,z}^2 \sigma_{z|u,a,x}^2}{2} + \gamma_{1,z} E(Z|U, A = 1, X) + \gamma_{1,m} M + \gamma_{1,x} X \right\} \\
&\quad + \exp \left\{ (\gamma_{1,0} - \gamma_{0,0}) + \gamma_{0,z} (\epsilon_a + \gamma_{1,z} \sigma_{z|u,a,x}^2) + \gamma_{1,m} M + (\gamma_{1,x} - \gamma_{0,x}) X \right\} \\
&\quad \times \int \exp\{(\gamma_{1,z} - \gamma_{0,z})z\} dF(z|U, A = 1, X) \\
&= \exp \left\{ \gamma_{1,0} + \frac{\gamma_{1,z}^2 \sigma_{z|u,a,x}^2}{2} + \gamma_{1,z} E(Z|U, A = 1, X) + \gamma_{1,m} M + \gamma_{1,x} X \right\} \\
&\quad + \exp \left\{ (\gamma_{1,0} - \gamma_{0,0}) + \gamma_{0,z} (\epsilon_a + \gamma_{1,z} \sigma_{z|u,a,x}^2) + \gamma_{1,m} M + (\gamma_{1,x} - \gamma_{0,x}) X \right\} \\
&\quad \times \exp \left\{ (\gamma_{1,z} - \gamma_{0,z}) E(Z|U, A = 1, X) + \frac{\gamma_{1,z}^2 \sigma_{z|u,a,x}^2}{2} + \frac{\gamma_{0,z}^2 \sigma_{z|u,a,x}^2}{2} - \gamma_{1,z} \gamma_{0,z} \sigma_{z|u,a,x}^2 \right\} \\
&= \exp \left\{ \gamma_{1,0} + \frac{\gamma_{1,z}^2 \sigma_{z|u,a,x}^2}{2} + \gamma_{1,z} E(Z|U, A = 1, X) + \gamma_{1,m} M + \gamma_{1,x} X \right\} \\
&\quad \times \left[1 + \exp \left\{ -\gamma_{0,0} - \gamma_{0,x} X - \gamma_{0,z} (\epsilon_{0,0} + \epsilon_0 U + \epsilon_x X) + \frac{\gamma_{0,z}^2 \sigma_{z|u,0,x}^2}{2} \right\} \right] \\
&= \exp \left\{ \gamma_{1,0} + \frac{\gamma_{1,z}^2 \sigma_{z|u,a,x}^2}{2} + \gamma_{1,z} E(Z|U, A = 1, X) + \gamma_{1,m} M + \gamma_{1,x} X \right\} E\{q_0(Z, X)|U, A = 0, X\}
\end{aligned}$$

Therefore, it follows that this choice of $q_1(Z, M, X)$ satisfies the equality

$$E\{q_0(Z, X)|U, A = 0, M, X\} \frac{f(A = 0|U, M, X)}{f(A = 1|U, M, X)} = E\{q_1(Z, M, X)|U, A = 1, M, X\}$$

at the parameter values

$$\begin{aligned}\gamma_{1,0} &= \alpha_{1,0} - \frac{\alpha_{1,u}}{\epsilon_u} \left\{ \frac{\alpha_{1,u} \sigma_{z|u,a,x}^2}{2\epsilon_u} + \epsilon_0 + \epsilon_a \right\} \\ \gamma_{1,m} &= \alpha_{1,m} \\ \gamma_{1,z} &= \frac{\alpha_{1,u}}{\epsilon_u} \\ \gamma_{0,x} &= \alpha_{1,x} - \frac{\alpha_{1,u} \epsilon_x}{\epsilon_u}\end{aligned}$$

It furthermore follows that under the constraint that

$$\epsilon_a + \frac{\sigma_{z|u,a,x}^2}{\epsilon_u} \left\{ \frac{\tau_a \tau_u}{\sigma_{m|u,a,x}^2} + \alpha_{0,u} \right\} = 0$$

that this choice of bridge function simplifies to

$$q_0(Z, X) \exp\{\gamma_{1,0} + \gamma_{1,z}Z + \gamma_{1,m}M + \gamma_{1,x}X\}.$$

It also follows from previous reasoning that this choice of bridge also leads to the equality (12).