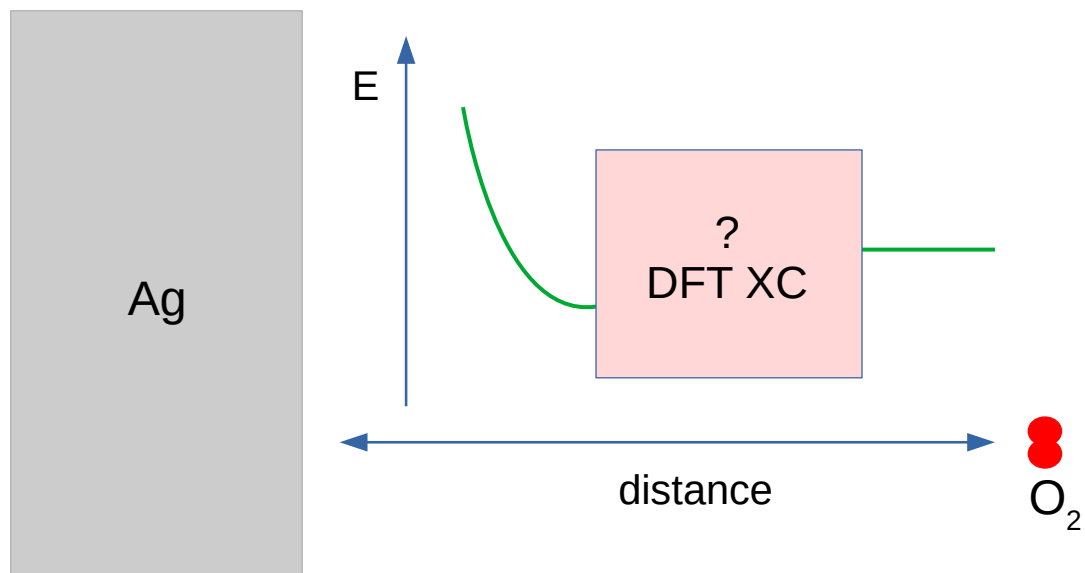


Graphical Abstract

O_2 on Ag(110): A puzzle for exchange-correlation functionals

Ivor Lončarić, Maite Alducin, J. Iñaki Juaristi



Highlights

O₂ on Ag(110): A puzzle for exchange-correlation functionals

Ivor Lončarić, Maite Alducin, J. Iñaki Juaristi

- Interaction of O₂ with Ag(110) is challenging to describe with common exchange-correlation functionals
- Hybrid meta-GGA functionals could provide needed accuracy

O₂ on Ag(110): A puzzle for exchange-correlation functionals

Ivor Lončarić^a, Maite Alducin^{b,c}, J. Iñaki Juaristi^{b,c,d}

^a*Ruder Bošković Institute, Bijenička 54, Zagreb, 10000, Croatia*

^b*Centro de Física de Materiales CFM/MPC (CSIC-UPV/EHU), Paseo Manuel de Lardizabal 5, Donostia-San Sebastián, 20018, Spain*

^c*Donostia International Physics Center (DIPC), Paseo Manuel de Lardizabal 4, Donostia-San Sebastián, 20018, Spain*

^d*Departamento de Polímeros y Materiales Avanzados: Física, Química y Tecnología, Facultad de Químicas (UPV/EHU), Apartado 1072, Donostia-San Sebastián, 20080, Spain*

Abstract

Despite the great success of density functional theory in describing materials, there are still a few examples where current exchange-correlation functionals fail. We add another example to this list that drives further development of functionals. We show that the interaction of O₂ with Ag(110) cannot be properly described by some of the most popular GGA, meta GGA, and hybrid functionals. We identify problems and provide clues for a functional that should be able to describe this and similar systems properly.

Keywords: density functional theory, exchange-correlation functionals

1. Introduction

The goal of theoretical and computational catalysis is to be able to model catalytic processes under operando conditions. To achieve this, an accurate potential energy surface (PES) that governs the reactions is necessary. Ideally, the method to obtain PES should be accurate and computationally manageable. Due to its good ratio of accuracy and computational complexity, density functional theory (DFT) is the most used method. Its accuracy and to some degree computational complexity depends on the exchange-correlation (XC) functional.

Since there is a lack of good benchmarking methods for the typical catalytic scenario of a molecule on a surface, mainly due to system size, DFT was

often benchmarked to experimental data. DFT predictions can be compared to different experimental methods. From methods that provide information on structural properties, such as adsorption sites, to methods that give access to the energetics of interaction such as temperature-programmed desorption.

Particularly important are experiments that probe a large part of the configurational space of the PES. Additionally, experiments should be clean so that they can be easily compared to theoretical calculations. One such experimental technique is molecular beam experiments in high vacuum with well-defined surface face and initial conditions of molecules. Probabilities for different adsorption scenarios as well as analysis of scattered molecules are then possible [1, 2, 3, 4, 5]. On the other hand, using pulse probe experiments, often in laser-induced reactions on surfaces, the interaction time-scale can be also obtained [6].

The theoretical description of molecular beam experiments requires a proper characterization of the system dynamics as well as an accurate evaluation of the gas/surface interaction [7, 8, 9, 10, 11] If theoretical calculations can accurately predict the results of such experiments, then the theoretical PES can be considered accurate. In many cases, DFT-based PES can nicely reproduce molecular beam experiments (see for instance, Refs. [8, 12, 13, 14, 15, 16, 17, 18, 19, 20, 21]) and femtosecond laser desorption experiments [22, 23, 24, 25].

In other cases, the calculated PES is not accurate, which encourages the development of better theoretical methods, often in form of better XC functionals for DFT. Famous examples include the so-called CO adsorption puzzle in which DFT incorrectly predicted the adsorption site of CO on some metal surfaces [26, 27, 28]. The problem was solved by taking care of dispersive forces that are not treated well with common XC functionals [29, 30, 31, 32]. Also remarkable are the efforts to achieve chemical accuracy in the DFT based PES to describe chemical reactions at surfaces (see Ref. [33] for a recent review on this topic).

In previous studies, we constructed 6D PES of O_2 on Ag(110) using the most used XC functional in solid-state systems, the so-called PBE functional [34]. Using this PES, as well as full-dimensional ab-initio molecular dynamics, we modeled existing molecular beam experiments [35, 36]. Several discrepancies were found. The most important is that experiments found low adsorption probability at low incidence energies, whereas PBE-based simulations predicted high adsorption probability at low incidence energies. Also, in experiments, most of the adsorption is in the so-called chemisorption well

which is not predicted with PBE based dynamics.

With the conclusion that standard PBE functional does not model O₂ on Ag(110) well, in this article we calculate some important PES features with different XC functionals and discuss their results in relation to experiments. We identify the problems of current XC functionals and give new perspectives for solving this puzzle.

2. Methods

All DFT calculations are performed with the *Vienna Ab initio Simulation Package* (VASP) [37, 38] (version 5.4.1). The Ag(110) surface is represented by a supercell of a five-layer slab with 14 layers of vacuum and a (2×3) surface unit cell. We apply the projector augmented-wave method (PAW) [39, 40] to describe the electron–core interaction and use a cut-off of 400 eV in the plane-wave basis set. The Brillouin-zone of the supercell is sampled with a 4 × 4 × 1 Γ -centered Monkhorst-Pack grid of special \mathbf{k} -points [41]. Partial occupancies are determined by the Methfessel-Paxton method [42] of order 1 with a smearing width of 0.2 eV.

Different XC functionals are used in this study, as discussed below. A nice systematization of XC functionals is the so-called Jacob’s ladder of DFT [43]. On the way to “DFT heaven” of accurate functional, the first step, and the simplest approximation, is the local density approximation, which is not considered here due to its well-known deficiencies for gas-surface systems.

The next step is the generalized gradient approximation (GGA) that exists in many forms. Excellent numerical stability and good accuracy make GGA functionals the most popular choice in solid systems. As already mentioned, PBE falls in this category, and it is popular for its overall good accuracy both for solids and molecules. PBE often overbinds molecules both in vacuum, resulting in too large atomization energies, and on transition metal surfaces, resulting in too large adsorption energies.

The RPBE functional [44] with modified dependence of the exchange energy on the normalized density gradient corrects this problem. However, this worsens the description of the solids and for other gas-surface systems, RPBE gives too repulsive PESs [45, 46, 47]. It has often been observed that experimental results for adsorption on transition metals lie in between the results obtained by PBE and RPBE and that their mixing can provide chemical accuracy for some systems [13, 8] (see also Ref. [33] for a recent review on the applicability of this method and improved versions to different systems).

Furthermore, both PBE and RPBE predict too large lattice constants. In this respect, PBEsol [48] provides a better description of solids by revising some of the parameters used in constructing the PBE functional.

A major deficiency of typical semi-local GGA XC functionals is the lack of nonlocal dispersive interactions. Nowadays, many XC functionals that treat van der Waals forces exist. To see the effect of including these interactions we add to PBE the Tkatchenko-Scheffler correction [49] as implemented in VASP [50].

The next step on the ladder are meta GGA functionals and in this study we used the following flavors: TPSS [51], RTPSS [52], MS0 [53], MS1 [54], MS2 [54], and M06L [55]. The TPSS and RTPSS functionals are constructed in a similar way to the PBE and PBEsol functionals to match exact quantum-mechanical constraints without empirical parameters. They can at the same time describe molecules and solids better than PBE and PBEsol. The MS0 functional features a simpler functional form than (R)TPSS, containing further constraints, and shows better predictions for simple molecules and solids than (R)TPSS. Its name comes from “made simple”-MS and “zero”-0 fitting parameters. MS1 and MS2 are functionals with one and two fitting parameters, respectively, which were fitted to a database of several measurements and high-quality quantum chemistry calculations. Finally, M06L is a functional with a large number of parameters fitted to a broad database. Meta-GGAs are in general numerically trickier to achieve self-consistency. For this reason, and to speed up calculations, we have used PBE geometries in evaluating energy as a function of molecule-surface distance.

A step above on the ladder, are the so-called hybrid functionals that contain a portion of exact exchange. In this study we used two screened hybrid functionals, HSE06 [56, 57] and HSEsol [58] and one meta hybrid functional MS2h [54]. HSE06 (HSEsol) is based on the PBE (PBEsol) functional and constructed such that 25% of the exchange at short range is replaced by the exact exchange. At long range, this functional is identical to the respective GGA functional. The good performance of these functionals for both solids and small molecules is well established [59, 58]. Finally, in MS2h 9% of the MS2 exchange is replaced by the exact exchange. For all hybrid functional calculations we used PBE geometries as well. Since meta hybrid functionals are not implemented in the code version we used, our MS2h calculations are non-self-consistent. Energies reported here are obtained from self-consistent MS2 calculations, and afterwards 9% of the MS2 exchange is replaced by the exact exchange energy calculated for the MS2 orbitals.

3. Results

According to PBE, the PES of O₂ on Ag(110) is characterized by four adsorption wells [60, 35, 36]. In the four cases, the molecule lies parallel to the surface. There are two wells in the hollow site of the surface with the molecule oriented in the $\langle 1\bar{1}0 \rangle$ and $\langle 001 \rangle$ directions. One well is on the short bridge site in the $\langle 1\bar{1}0 \rangle$ direction, and the last one is on the long bridge site in the $\langle 001 \rangle$ direction. Adsorption energies are similar in all wells, and depending on the study, range from 0.2 to 0.4 eV [36]. Adsorption in hollow sites is characterized by smaller surface-molecule distance, and larger Oxygen-Oxygen distance, and therefore, these wells are usually associated with the experimentally measured chemisorption wells. On the other hand, adsorption in bridge sites is characterized by larger surface-molecule distance, and smaller Oxygen-Oxygen distance, and therefore, these wells were associated with the experimentally measured physisorption wells. According to PBE, all wells are accessible from vacuum without a barrier. The configurational space to reach bridge wells is considerably larger than to reach hollow wells.

As a result, molecular dynamics on PBE PES predict barrierless adsorption, primarily to bridge wells from where the barrier to dissociation is large. This is in stark contrast to experiments that predict: (i) a noticeable barrier to adsorption and (ii) adsorption and dissociation in hollow wells. In this study, we calculate and study representative parts of the PES with different XC functionals. Due to the fact that, on the one hand, there is a great similarity between both hollow wells and that, on the other hand, this is also the case between both bridge wells, we focus only on the hollow and short-bridge wells in which the molecule axis is parallel to the $\langle 1\bar{1}0 \rangle$ direction.

As a representative part of the PES, we calculate the adsorption energy of the molecule as a function of the distance from the surface for optimized O-O distance. These one-dimensional (1D) cuts of the PESs provide information on both adsorption energy and distance from the surface as well as the existence of any entrance barrier. Because the O₂ adsorption dynamics is rather direct [35, 36], this constitutes in principle the most important information from which one can infer the suitability of the PES to explain experimental results.

In Fig. 1 we show 1D PESs for the hollow and short bridge site calculated with different GGA functionals. As already discussed above, the adsorption well at the hollow site is closer to the surface (at around 1 Å) than the

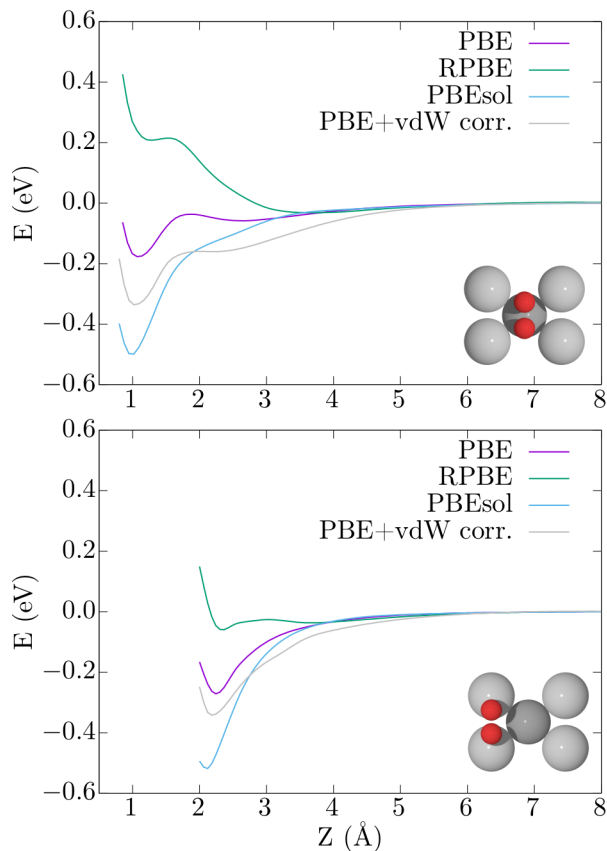


Figure 1: Adsorption energy of O_2 as a function of distance from the $Ag(110)$ surface above hollow site (upper panel) and short bridge site (lower panel) calculated with different GGA functionals.

adsorption well at the short bridge site (somewhat larger than 2 Å). While the position of the well is similar in all GGA functionals, there are large differences in adsorption energy. As expected, RPBE is the most repulsive functional while PBEsol is the most attractive, with PBE having intermediate adsorption energies. Clearly, there is no barrier for adsorption in the short bridge well with any of the functionals, while RPBE even predicts that the hollow well is not stable in respect to the free molecule. This means that common GGA functionals cannot reconcile the experimental fact of low adsorption probability at low incidence energies in molecular beam experi-

ments. Moreover, as in the PBE case, it seems that other functionals would also predict most of the adsorption in bridge wells, while experiments suggest adsorption in hollow wells. Correction of PBE for van der Waals interactions lowers adsorption energies. The change is larger for the hollow well. While the van der Waals correction does not solve any of mentioned problems, it is worth pointing out that van der Waals corrections would increase adsorption in hollow wells compared to bridge wells in accordance with experiments. Let us also mention, that for this system, it is clear that mixing different GGA functionals [13] would not enable an accurate description of the adsorption process.

Fig. 2 shows results for meta GGA XC functionals. Most meta GGAs predict similar energies in the entrance part of the PES. The only exception is M06L that predicts a strong attraction over the hollow well. This result is somewhat reasonable considering that, in contrast to the other meta GGA functionals, M06L is known to also capture dispersive interactions.

Second, while all meta GGA functionals predict the adsorption energy in the short bridge well to be in a similar interval of 0.25-0.35 eV, the adsorption energy varies significantly for the hollow well. Values range from 0.13 eV for MS1 to 0.54 eV for M06L. Four out of the six studied functionals, namely, M06L, TPSS, RTPSS, and MS2, predict the hollow well to be more stable than the short bridge well. In this respect, it seems that meta GGA could provide at least a partial solution to the O₂/Ag(110) puzzle. Still, while adsorption energies in hollow wells could be associated to the measured chemisorption state, adsorption energies in the short bridge well seem too large to be associated to the measured physisorption state.

Fig. 3 shows results for hybrid XC functionals. Hybrid functionals are more repulsive in the entrance channel, showing a noticeable barrier of more than 0.1 eV at the hollow site and a small barrier of as little as 0.01 eV at the short bridge site. In this respect, hybrid functionals might be able to resolve the first disagreement between DFT and experiment concerning the measured low sticking probability at low incidence energies. However, all studied hybrid XC functionals predict larger adsorption energies in the short bridge well compared to the hollow well. Thus, they are again in contradiction with experiments. Since both HSE06 and HSEsol even predict that the hollow well would be unstable compared to vacuum, MS2h seems to be the best choice. It should be emphasized again that energies are evaluated at PBE interatomic distances, and it is possible that the adsorption energy could somewhat change with proper relaxation. Nevertheless, we do not

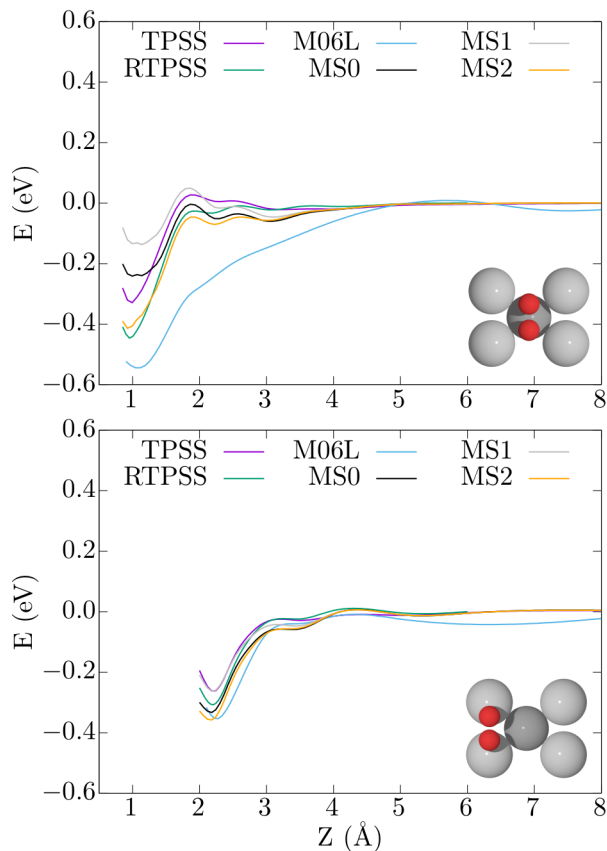


Figure 2: Adsorption energy of O_2 as a function of distance from the $Ag(110)$ surface above hollow site (upper panel) and short bridge site (lower panel) calculated with different meta GGA functionals.

expect that it would significantly change the conclusions.

Another difficulty with the PBE predictions is that the energy required to desorb the molecule is smaller than the energy required to dissociate it, in contrast to experiments [61, 62, 63, 64, 65]. Therefore, we have also calculated the dissociation energy barriers shown in Fig. 4, using the climbing image nudged elastic band method (CI-NEB) [66, 67, 68, 69] with the same computational setup as in Ref. [36]. In contrast to PBE, the meta GGA functionals RTPSS and MS2 predict that it is more favorable to dissociate than to desorb, in accordance with experiments. Actually, the difference

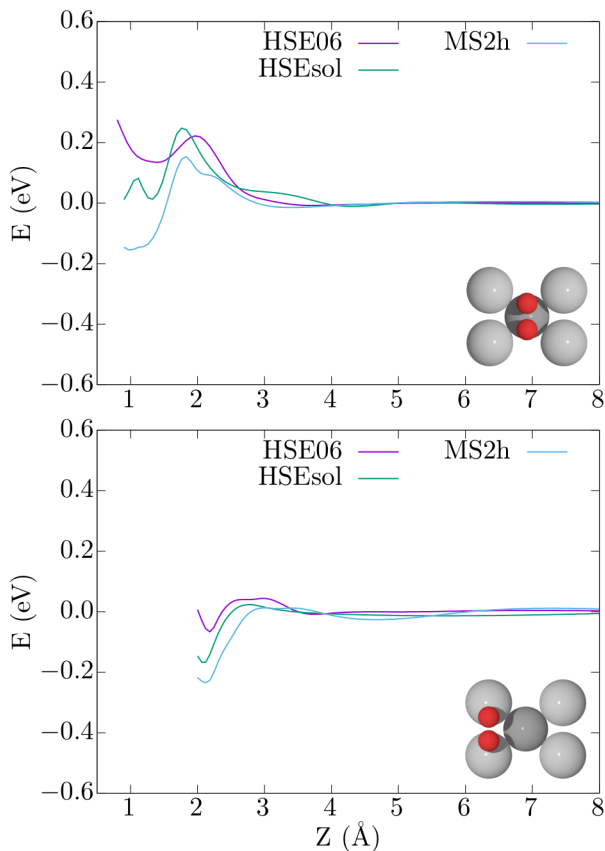


Figure 3: Adsorption energy of O_2 as a function of distance from the Ag(110) surface above hollow site (upper panel) and short bridge site (lower panel) calculated with different hybrid functionals.

between the desorbing and dissociating energy barriers of around 0.1 eV agrees with the experimental value that is obtained from the decrease of sticking probability with surface temperature.

4. Discussion and conclusions

In this study, we have used different XC functionals and tested their predictions for the important PES features of O_2 on Ag(110). From GGA to meta GGA and hybrid XC functionals it seems that none of the tested functionals could reproduce the experimental results. Still, this study provides

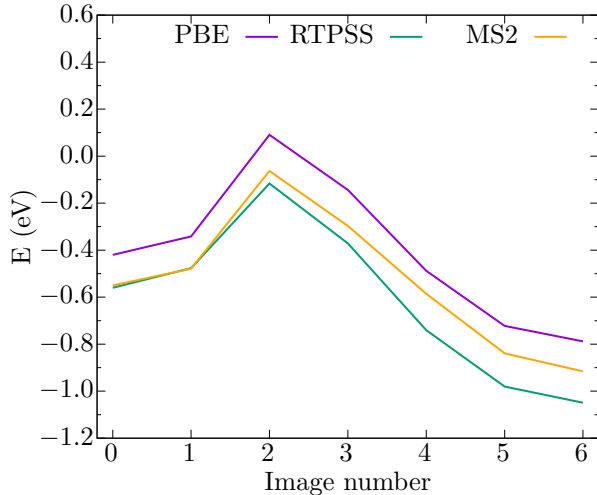


Figure 4: Minimum energy path for dissociation from the hollow well calculated with CI-NEB method with PBE, RTPSS, and MS2 XC functionals.

important guidelines on how to find the appropriate XC functional. It seems that the problem of low sticking at low incidence energies could be resolved using the hybrid functionals that tend to predict the existence of entrance barriers. Hybrid functionals should be based on a functional that predicts larger adsorption energy in hollow wells than in bridge wells. As shown here, most of the meta GGA functionals are successful in this respect. We have also shown that the inclusion of van der Waals forces stabilizes hollow wells compared to bridge wells. Along these lines, it should be possible to calculate the $O_2/Ag(110)$ PES that would reproduce experimental results.

Problems in the DFT description of Oxygen interaction with metals are not unique to $Ag(110)$. Regarding other Silver surfaces, for $Ag(100)$ one finds very similar problems in reconciling DFT and experiments [70]. $Ag(111)$ is a much more closed surface without significant molecular adsorption, so that the problems are masked in this case. As a consequence, dissociation and scattering dynamics can be successfully modeled already at the GGA level [71, 72]. Another well-known case is the lack of entrance barrier for the interaction of O_2 with $Al(111)$ [73, 74, 75]. While different approaches for the resolution of this problem have been suggested, for example, spin selection rules [76, 77], the problem lies in the ability of GGA XC functionals to properly model the interaction [78, 79]. Only with hybrid XC functionals, it is

possible to obtain the barrier in the entrance channel using DFT [80]. Problems in obtaining entrance barriers are likely the same for both Aluminum and Silver surfaces, supporting the conclusion that a portion of the exact exchange is needed to obtain accurate PESs.

Even though many experiments for O_2 on Ag(110) have been performed, for the final solution of the current problem, it is very important to perform additional precise reference experiments. In particular, due to the lack of benchmarking theoretical methods, it would be advantageous to have adsorption energies reliably measured, which can be achieved by, *e.g.*, microcalorimetry [81]. The physisorption state is also not studied in detail by existing molecular beam experiments, and therefore such experiments at low temperatures would be advantageous. Also, due to different adsorption wells existing in this system, laser-induced dynamics could provide plenty of information [82, 83].

From the theoretical point of view, it is desirable to try even more advanced methods than the here studied DFT XC functionals. Among possible methods, it is worth highlighting many-body perturbation theory for the XC contribution [30], embedded correlated wavefunction methods [78], and quantum Monte Carlo methods [29]. Each of these methods is numerically significantly more challenging than the DFT functionals used here and with its own advantages and disadvantages. It is questionable whether the full PES could be constructed using these methods, but at least they could be used as a benchmarking method.

All in all, we have presented a puzzle for DFT in describing O_2 on Ag(110). It seems that different GGA, meta GGA, and hybrid DFT XC functionals are not able to solve this puzzle. We have provided clues for a functional that could make it. We hope that this study will prompt further studies, both from the theoretical and experimental point of view along our suggestions.

5. Acknowledgments

This work has been supported in part by Croatian Science Foundation under the project UIP-2020-02-5675. We acknowledge financial support by the Gobierno Vasco-UPV/EHU Project No. IT1246-19 and the Spanish Ministerio de Ciencia e Innovación [Grant No. PID2019-107396GB-I00/AEI/10.13039/501100011033].

References

- [1] G. O. Sitz, Gas surface interactions studied with state-prepared molecules, *Rep. Prog. Phys.* 65 (8) (2002) 1165.
URL <http://stacks.iop.org/0034-4885/65/i=8/a=202>
- [2] A. W. Kleyn, Molecular beams and chemical dynamics at surfaces, *Chem. Soc. Rev.* 32 (2003) 87–95. doi:10.1039/B105760J.
URL <http://dx.doi.org/10.1039/B105760J>
- [3] L. Juurlink, D. Killelea, A. Utz, State-resolved probes of methane dissociation dynamics, *Prog. Surf. Sci.* 84 (3–4) (2009) 69 – 134.
doi:<http://dx.doi.org/10.1016/j.progsurf.2009.01.001>.
URL <http://www.sciencedirect.com/science/article/pii/S0079681609000021>
- [4] L. Vattuone, L. Savio, F. Pirani, D. Cappelletti, M. Okada, M. Rocca, Interaction of rotationally aligned and of oriented molecules in gas phase and at surfaces, *Prog. Surf. Sci.* 85 (1-4) (2010) 92 – 160.
- [5] H. Chadwick, R. D. Beck, Quantum state resolved gas–surface reaction dynamics experiments: a tutorial review, *Chem. Soc. Rev.* 45 (2016) 3576–3594. doi:10.1039/C5CS00476D.
URL <http://dx.doi.org/10.1039/C5CS00476D>
- [6] C. Frischkorn, M. Wolf, Femtochemistry at metal surfaces: Nonadiabatic reaction dynamic, *Chem. Rev.* 106 (10) (2006) 4207. doi:10.1021/cr050161r.
URL <http://dx.doi.org/10.1021/cr050161r>
- [7] A. Groß, Reactions at surfaces studied by ab initio dynamics calculations, *Surface Science Reports* 32 (8) (1998) 291–340.
doi:[https://doi.org/10.1016/S0167-5729\(98\)00008-9](https://doi.org/10.1016/S0167-5729(98)00008-9).
URL <https://www.sciencedirect.com/science/article/pii/S0167572998000089>
- [8] G.-J. Kroes, Towards chemically accurate simulation of molecule-surface reactions, *Phys. Chem. Chem. Phys.* 14 (2012) 14966. doi:10.1039/C2CP42471A.
URL <http://dx.doi.org/10.1039/C2CP42471A>

- [9] G.-J. Kroes, C. Díaz, Quantum and classical dynamics of reactive scattering of H_2 from metal surfaces, *Chem. Soc. Rev.* 45 (2016) 3658–3700. doi:10.1039/C5CS00336A.
URL <http://dx.doi.org/10.1039/C5CS00336A>
- [10] B. Jiang, M. Yang, D. Xie, H. Guo, Quantum dynamics of polyatomic dissociative chemisorption on transition metal surfaces: mode specificity and bond selectivity, *Chem. Soc. Rev.* 45 (2016) 3621–3640. doi:10.1039/C5CS00360A.
URL <http://dx.doi.org/10.1039/C5CS00360A>
- [11] B. Jiang, H. Guo, Dynamics in reactions on metal surfaces: A theoretical perspective, *J. Chem. Phys.* 150 (18) (2019) 180901. arXiv:<https://doi.org/10.1063/1.5096869>, doi:10.1063/1.5096869.
URL <https://doi.org/10.1063/1.5096869>
- [12] M. Alducin, R. Díez Muiño, H. F. Busnengo, A. Salin, Why N_2 molecules with thermal energy abundantly dissociate on $\text{W}(100)$ and not on $\text{W}(110)$, *Phys. Rev. Lett.* 97 (2006) 056102. doi:10.1103/PhysRevLett.97.056102.
URL <http://link.aps.org/doi/10.1103/PhysRevLett.97.056102>
- [13] C. Díaz, E. Pijper, R. A. Olsen, H. F. Busnengo, D. J. Auerbach, G. J. Kroes, Chemically accurate simulation of a prototypical surface reaction: H_2 dissociation on $\text{Cu}(111)$, *Science* 326 (5954) (2009) 832–834. doi:10.1126/science.1178722.
URL <http://www.sciencemag.org/content/326/5954/832.abstract>
- [14] P. M. Hundt, B. Jiang, M. E. van Reijzen, H. Guo, R. D. Beck, Vibrationally promoted dissociation of water on $\text{Ni}(111)$, *Science* 344 (6183) (2014) 504–507. arXiv:<http://science.sciencemag.org/content/344/6183/504.full.pdf>, doi:10.1126/science.1251277.
URL <http://science.sciencemag.org/content/344/6183/504>
- [15] L. Martin-Gondre, M. Alducin, G. A. Bocan, R. Díez Muiño, J. I. Juaristi, Competition between electron and phonon excitations in the scattering of nitrogen atoms and molecules off tungsten and silver metal surfaces, *Phys. Rev. Lett.* 108 (2012) 096101. doi:10.1103/PhysRevLett.

108.096101.

URL <http://link.aps.org/doi/10.1103/PhysRevLett.108.096101>

- [16] R. Pétuya, P. Larrégaray, C. Crespos, P. Aurel, H. F. Busnengo, A. E. Martínez, Scattering of atomic hydrogen off a h-covered w(110) surface: Hot-atom versus eley-rideal abstraction dynamics, *J. Phys. Chem. C* 119 (6) (2015) 3171–3179. doi:10.1021/jp511847w.
URL <http://dx.doi.org/10.1021/jp511847w>
- [17] F. Nattino, D. Migliorini, G.-J. Kroes, E. Dombrowski, E. A. High, D. R. Killelea, A. L. Utz, Chemically accurate simulation of a polyatomic molecule-metal surface reaction, *The Journal of Physical Chemistry Letters* 7 (13) (2016) 2402–2406. doi:10.1021/acs.jpcllett.6b01022.
- [18] I. Lončarić, G. Füchsel, J. I. Juaristi, P. Saalfrank, Strong anisotropic interaction controls unusual sticking and scattering of co at ru(0001), *Phys. Rev. Lett.* 119 (2017) 146101. doi:10.1103/PhysRevLett.119.146101.
- [19] E. Nour Ghassemi, M. Wijzenbroek, M. F. Somers, G.-J. Kroes, Chemically accurate simulation of dissociative chemisorption of d2 on pt(111), *Chemical Physics Letters* 683 (2017) 329–335, ahmed Zewail (1946-2016) Commemoration Issue of *Chemical Physics Letters*. doi:https://doi.org/10.1016/j.cpllett.2016.12.059.
- [20] A. Peña Torres, H. F. Busnengo, J. I. n. Juaristi, P. Larregaray, C. Crespos, Dynamics of n2 sticking on w(100): the decisive role of van der waals interactions, *Phys. Chem. Chem. Phys.* 20 (2018) 19326–19331. doi:10.1039/C8CP03515F.
URL <http://dx.doi.org/10.1039/C8CP03515F>
- [21] A. Rivero Santamaría, M. Ramos, M. Alducin, H. F. Busnengo, R. Díez Muiño, J. I. n. Juaristi, High-dimensional atomistic neural network potential to study the alignment-resolved o2 scattering from highly oriented pyrolytic graphite, *The Journal of Physical Chemistry A* 125 (12) (2021) 2588–2600, pMID: 33734696. arXiv:https://doi.org/10.1021/acs.jpca.1c00835, doi:10.1021/acs.jpca.1c00835.
URL <https://doi.org/10.1021/acs.jpca.1c00835>

- [22] M. Alducin, N. Camillone, S.-Y. Hong, J. I. n. Juaristi, Electrons and phonons cooperate in the laser-induced desorption of co from pd(111), *Phys. Rev. Lett.* 123 (2019) 246802. doi:10.1103/PhysRevLett.123.246802.
URL <https://link.aps.org/doi/10.1103/PhysRevLett.123.246802>
- [23] A. Serrano Jiménez, A. P. Sánchez Muzas, Y. Zhang, J. Ovčar, B. Jiang, I. Lončarić, J. I. n. Juaristi, M. Alducin, Photoinduced desorption dynamics of co from pd(111): A neural network approach, *Journal of Chemical Theory and Computation* 17 (8) (2021) 4648–4659. doi:10.1021/acs.jctc.1c00347.
- [24] R. Scholz, G. Floß, P. Saalfrank, G. Fuchs, I. Lončarić, J. I. Juaristi, Femtosecond-laser induced dynamics of co on ru(0001): Deep insights from a hot-electron friction model including surface motion, *Phys. Rev. B* 94 (2016) 165447. doi:10.1103/PhysRevB.94.165447.
- [25] R. Scholz, S. Lindner, I. Lončarić, J. C. Tremblay, J. I. Juaristi, M. Alducin, P. Saalfrank, Vibrational response and motion of carbon monoxide on cu(100) driven by femtosecond laser pulses: Molecular dynamics with electronic friction, *Phys. Rev. B* 100 (2019) 245431. doi:10.1103/PhysRevB.100.245431.
- [26] P. Feibelman, B. Hammer, J. Nørskov, F. Wagner, M. Scheffler, R. Stumpf, R. Watwe, J. Dumesic, The co/pt(111) puzzle, *J. Phys. Chem. B* 105 (18) (2001) 4018–4025. doi:10.1021/jp002302t.
URL <http://dx.doi.org/10.1021/jp002302t>
- [27] Q.-M. Hu, K. Reuter, M. Scheffler, Towards an exact treatment of exchange and correlation in materials: Application to the “co adsorption puzzle” and other systems, *Phys. Rev. Lett.* 98 (2007) 176103. doi:10.1103/PhysRevLett.98.176103.
URL <https://link.aps.org/doi/10.1103/PhysRevLett.98.176103>
- [28] R. A. Olsen, P. H. T. Philipsen, E. J. Baerends, Co on pt(111): A puzzle revisited, *The Journal of Chemical Physics* 119 (8) (2003) 4522–4528. doi:10.1063/1.1593629.

- [29] C.-R. Hsing, C.-M. Chang, C. Cheng, C.-M. Wei, Quantum monte carlo studies of co adsorption on transition metal surfaces, *The Journal of Physical Chemistry C* 123 (25) (2019) 15659–15664. doi:10.1021/acs.jpcc.9b03780.
- [30] L. Schimka, J. Harl, A. Stroppa, A. Grüneis, M. Marsman, F. Mittendorfer, G. Kresse, Accurate surface and adsorption energies from many-body perturbation theory, *Nature materials* 9 (9) (2010) 741–744.
- [31] P. Lazić, M. Alaei, N. Atodiresei, V. Caciuc, R. Brako, S. Blügel, Density functional theory with nonlocal correlation: A key to the solution of the co adsorption puzzle, *Phys. Rev. B* 81 (2010) 045401. doi:10.1103/PhysRevB.81.045401.
- [32] I. Lončarić, M. Alducin, J. I. Juaristi, D. Novko, Co stretch vibration lives long on au(111), *The Journal of Physical Chemistry Letters* 10 (5) (2019) 1043–1047. doi:10.1021/acs.jpcllett.9b00069.
- [33] G.-J. Kroes, Computational approaches to dissociative chemisorption on metals: towards chemical accuracy, *Phys. Chem. Chem. Phys.* 23 (2021) 8962–9048. doi:10.1039/D1CP00044F.
URL <http://dx.doi.org/10.1039/D1CP00044F>
- [34] J. P. Perdew, K. Burke, M. Ernzerhof, Generalized gradient approximation made simple, *Phys. Rev. Lett.* 77 (1996) 3865–3868. doi:10.1103/PhysRevLett.77.3865.
- [35] I. Lončarić, M. Alducin, J. I. Juaristi, Dissociative dynamics of o₂ on ag(110), *Phys. Chem. Chem. Phys.* 17 (2015) 9436–9445. doi:10.1039/C4CP05900J.
- [36] I. Lončarić, M. Alducin, J. I. Juaristi, Molecular dynamics simulation of o₂ adsorption on ag(110) from first principles electronic structure calculations, *Phys. Chem. Chem. Phys.* 18 (2016) 27366–27376. doi:10.1039/C6CP05199E.
- [37] G. Kresse, J. Furthmüller, Efficiency of ab-initio total energy calculations for metals and semiconductors using a plane-wave basis set, *Comput. Mater. Sci.* 6 (1) (1996) 15 – 50. doi:10.1016/0927-0256(96)00008-0.

- [38] G. Kresse, J. Furthmüller, Efficient iterative schemes for ab initio total-energy calculations using a plane-wave basis set, *Phys. Rev. B* 54 (1996) 11169–11186. doi:10.1103/PhysRevB.54.11169.
- [39] P. E. Blöchl, Projector augmented-wave method, *Phys. Rev. B* 50 (1994) 17953–17979. doi:10.1103/PhysRevB.50.17953.
- [40] G. Kresse, D. Joubert, From ultrasoft pseudopotentials to the projector augmented-wave method, *Phys. Rev. B* 59 (1999) 1758–1775. doi:10.1103/PhysRevB.59.1758.
- [41] H. J. Monkhorst, J. D. Pack, Special points for brillouin-zone integrations, *Phys. Rev. B* 13 (1976) 5188–5192. doi:10.1103/PhysRevB.13.5188.
URL <http://link.aps.org/doi/10.1103/PhysRevB.13.5188>
- [42] M. Methfessel, A. T. Paxton, High-precision sampling for brillouin-zone integration in metals, *Phys. Rev. B* 40 (1989) 3616–3621. doi:10.1103/PhysRevB.40.3616.
URL <http://link.aps.org/doi/10.1103/PhysRevB.40.3616>
- [43] J. P. Perdew, K. Schmidt, Jacob’s ladder of density functional approximations for the exchange-correlation energy, *AIP Conf. Proc.* 577 (2001) 1. doi:10.1063/1.1390175.
URL <http://dx.doi.org/10.1063/1.1390175>
- [44] B. Hammer, L. B. Hansen, J. K. Nørskov, Improved adsorption energetics within density-functional theory using revised perdew-burke-ernzerhof functionals, *Phys. Rev. B* 59 (1999) 7413–7421. doi:10.1103/PhysRevB.59.7413.
URL <http://link.aps.org/doi/10.1103/PhysRevB.59.7413>
- [45] G. A. Bocan, R. Díez Muiño, M. Alducin, H. F. Busnengo, A. Salin, The role of exchange-correlation functionals in the potential energy surface and dynamics of n_2 dissociation on w surfaces, *J. Chem. Phys.* 128 (15) (2008) 154704. doi:10.1063/1.2897757.
URL <http://dx.doi.org/10.1063/1.2897757>
- [46] K. R. Geethalakshmi, J. I. Juaristi, R. Díez Muiño, M. Alducin, Non-reactive scattering of n_2 from the w(110) surface studied with different

- exchange-correlation functionals, *Phys. Chem. Chem. Phys.* 13 (2011) 4357. doi:10.1039/C0CP02250K.
URL <http://dx.doi.org/10.1039/C0CP02250K>
- [47] M. Wijzenbroek, G. J. Kroes, The effect of the exchange-correlation functional on h₂ dissociation on ru(0001), *J. Chem. Phys.* 140 (8) (2014) 084702. arXiv:<https://doi.org/10.1063/1.4865946>, doi:10.1063/1.4865946.
URL <https://doi.org/10.1063/1.4865946>
- [48] J. P. Perdew, A. Ruzsinszky, G. I. Csonka, O. A. Vydrov, G. E. Scuseria, L. A. Constantin, X. Zhou, K. Burke, Restoring the density-gradient expansion for exchange in solids and surfaces, *Phys. Rev. Lett.* 100 (2008) 136406. doi:10.1103/PhysRevLett.100.136406.
URL <http://link.aps.org/doi/10.1103/PhysRevLett.100.136406>
- [49] A. Tkatchenko, M. Scheffler, Accurate molecular van der waals interactions from ground-state electron density and free-atom reference data, *Phys. Rev. Lett.* 102 (2009) 073005. doi:10.1103/PhysRevLett.102.073005.
URL <http://link.aps.org/doi/10.1103/PhysRevLett.102.073005>
- [50] T. Bučko, S. Lebègue, T. Gould, J. G. Ángyán, Many-body dispersion corrections for periodic systems: an efficient reciprocal space implementation., *J. Phys. Condens. Matter* 28 (4) (2016) 045201. doi:10.1088/0953-8984/28/4/045201.
URL <http://iopscience.iop.org/article/10.1088/0953-8984/28/4/045201>
- [51] J. Tao, J. P. Perdew, V. N. Staroverov, G. E. Scuseria, Climbing the density functional ladder: Nonempirical meta-generalized gradient approximation designed for molecules and solids, *Phys. Rev. Lett.* 91 (2003) 146401. doi:10.1103/PhysRevLett.91.146401.
URL <http://link.aps.org/doi/10.1103/PhysRevLett.91.146401>
- [52] J. P. Perdew, A. Ruzsinszky, G. I. Csonka, L. A. Constantin, J. Sun, Workhorse semilocal density functional for condensed matter physics and quantum chemistry, *Phys. Rev. Lett.* 103 (2009) 026403. doi:10.1103/PhysRevLett.103.026403.
URL <http://link.aps.org/doi/10.1103/PhysRevLett.103.026403>

- [53] J. Sun, B. Xiao, A. Ruzsinszky, Communication : Effect of the orbital-overlap dependence in the meta generalized gradient approximation, *J. Chem. Phys.* 137 (2012) 051101. doi:10.1063/1.4742312.
URL <http://dx.doi.org/10.1063/1.4742312>
- [54] J. Sun, R. Haunschuld, B. Xiao, I. W. Bulik, G. E. Scuseria, J. P. Perdew, Semilocal and hybrid meta-generalized gradient approximations based on the understanding of the kinetic-energy-density dependence, *J. Chem. Phys.* 138 (4) (2013) 044113. doi:10.1063/1.4789414.
URL <http://dx.doi.org/10.1063/1.4789414>
- [55] Y. Zhao, D. G. Truhlar, A new local density functional for main-group thermochemistry, transition metal bonding, thermochemical kinetics, and noncovalent interactions, *J. Chem. Phys.* 125 (19) (2006) 194101. doi:10.1063/1.2370993.
URL <http://dx.doi.org/10.1063/1.2370993>
- [56] J. Heyd, G. E. Scuseria, M. Ernzerhof, Hybrid functionals based on a screened coulomb potential, *J. Chem. Phys.* 118 (18) (2003) 8207–8215. doi:10.1063/1.1564060.
URL <http://scitation.aip.org/content/aip/journal/jcp/118/18/10.1063/1.1564060>
- [57] A. V. Krukau, O. A. Vydrov, A. F. Izmaylov, G. E. Scuseria, Influence of the exchange screening parameter on the performance of screened hybrid functionals, *J. Chem. Phys.* 125 (22) (2006) 224106. doi:10.1063/1.2404663.
URL <http://dx.doi.org/10.1063/1.2404663>
- [58] L. Schimka, J. Harl, G. Kresse, Improved hybrid functional for solids: The hsesol functional, *J. Chem. Phys.* 134 (2) (2011) 024116. doi:10.1063/1.3524336.
URL <http://dx.doi.org/10.1063/1.3524336>
- [59] J. Paier, M. Marsman, K. Hummer, G. Kresse, I. C. Gerber, J. G. Ángyán, Screened hybrid density functionals applied to solids, *J. Chem. Phys.* 124 (15) (2006) 154709. doi:10.1063/1.2187006.
URL <http://scitation.aip.org/content/aip/journal/jcp/124/15/10.1063/1.2187006>

- [60] S. Roy, V. Mujica, M. A. Ratner, Chemistry at molecular junctions: Rotation and dissociation of o_2 on the $\text{ag}(110)$ surface induced by a scanning tunneling microscope, *J. Chem. Phys.* 139 (7) (2013) 074702. doi:<http://dx.doi.org/10.1063/1.4818163>.
URL <http://scitation.aip.org/content/aip/journal/jcp/139/7/10.1063/1.4818163>
- [61] L. Vattuone, M. Rocca, P. Restelli, M. Pupo, C. Boragno, U. Valbusa, Low-temperature dissociation of o_2 on $\text{ag}(110)$: Surface disorder and reconstruction, *Phys. Rev. B* 49 (1994) 5113–5116. doi:10.1103/PhysRevB.49.5113.
URL <http://link.aps.org/doi/10.1103/PhysRevB.49.5113>
- [62] L. Vattuone, M. Rocca, C. Boragno, U. Valbusa, Initial sticking coefficient of o_2 on $\text{ag}(110)$, *J. Chem. Phys.* 101 (1) (1994) 713–725. doi:10.1063/1.468127.
- [63] L. Vattuone, C. Boragno, M. Pupo, P. Restelli, M. Rocca, U. Valbusa, Azimuthal dependence of sticking probability of o_2 on $\text{ag}(110)$, *Phys. Rev. Lett.* 72 (1994) 510–513. doi:10.1103/PhysRevLett.72.510.
URL <http://link.aps.org/doi/10.1103/PhysRevLett.72.510>
- [64] A. Raukema, D. A. Butler, A. W. Kleyn, The interaction of oxygen with the $\text{ag}(110)$ surface, *J. Phys.: Condens. Matter* 8 (14) (1996) 2247. doi:10.1088/0953-8984/8/14/003.
- [65] C. T. Campbell, Atomic and molecular oxygen adsorption on $\text{ag}(111)$, *Surf. Sci.* 157 (1) (1985) 43 – 60. doi:10.1016/0039-6028(85)90634-X.
- [66] G. Henkelman, B. P. Uberuaga, H. Jónsson, A climbing image nudged elastic band method for finding saddle points and minimum energy paths, *J. Chem. Phys.* 113 (22) (2000) 9901–9904. doi:10.1063/1.1329672.
- [67] G. Henkelman, H. Jónsson, Improved tangent estimate in the nudged elastic band method for finding minimum energy paths and saddle points, *J. Chem. Phys.* 113 (22) (2000) 9978–9985. doi:10.1063/1.1323224.
- [68] D. Sheppard, R. Terrell, G. Henkelman, Optimization methods for finding minimum energy paths, *J. Chem. Phys.* 128 (13) (2008) 134106.

doi:10.1063/1.2841941.

URL <http://scitation.aip.org/content/aip/journal/jcp/128/13/10.1063/1.2841941>

- [69] D. Sheppard, G. Henkelman, Paths to which the nudged elastic band converges, *J. Comput. Chem.* 32 (8) (2011) 1769–1771. doi:10.1002/jcc.21748.
URL <http://dx.doi.org/10.1002/jcc.21748>
- [70] M. Alducin, H. F. Busnengo, R. Díez Muiño, Dissociative dynamics of spin-triplet and spin-singlet o_2 on $\text{ag}(100)$, *J. Chem. Phys.* 129 (22) (2008) 224702. doi:10.1063/1.3012354.
URL <http://scitation.aip.org/content/aip/journal/jcp/129/22/10.1063/1.3012354>
- [71] I. Goikoetxea, J. Beltrán, J. Meyer, J. I. Juaristi, M. Alducin, K. Reuter, Non-adiabatic effects during the dissociative adsorption of o_2 at $\text{ag}(111)$? a first-principles divide and conquer study, *New J. Phys.* 14 (1) (2012) 013050. doi:10.1088/1367-2630/14/1/013050.
URL <http://stacks.iop.org/1367-2630/14/i=1/a=013050>
- [72] I. Goikoetxea, J. Meyer, J. I. Juaristi, M. Alducin, K. Reuter, Role of physisorption states in molecular scattering: A semilocal density-functional theory study on $\text{o}_2/\text{ag}(111)$, *Phys. Rev. Lett.* 112 (2014) 156101. doi:10.1103/PhysRevLett.112.156101.
URL <http://link.aps.org/doi/10.1103/PhysRevLett.112.156101>
- [73] J. Jacobsen, B. Hammer, K. W. Jacobsen, J. K. Nørskov, Electronic structure, total energies, and stm images of clean and oxygen-covered $\text{al}(111)$, *Phys. Rev. B* 52 (1995) 14954–14962. doi:10.1103/PhysRevB.52.14954.
URL <https://link.aps.org/doi/10.1103/PhysRevB.52.14954>
- [74] L. C. Ciacchi, M. C. Payne, “hot-atom” o_2 dissociation and oxide nucleation on $\text{al}(111)$, *Phys. Rev. Lett.* 92 (2004) 176104. doi:10.1103/PhysRevLett.92.176104.
URL <https://link.aps.org/doi/10.1103/PhysRevLett.92.176104>
- [75] K. Honkala, K. Laasonen, Oxygen molecule dissociation on the $\text{al}(111)$ surface, *Phys. Rev. Lett.* 84 (2000) 705–708. doi:10.1103/

- PhysRevLett.84.705.
URL <http://link.aps.org/doi/10.1103/PhysRevLett.84.705>
- [76] J. Behler, B. Delley, S. Lorenz, K. Reuter, M. Scheffler, Dissociation of o_2 at al(111): The role of spin selection rules, Phys. Rev. Lett. 94 (2005) 036104. doi:10.1103/PhysRevLett.94.036104.
URL <https://link.aps.org/doi/10.1103/PhysRevLett.94.036104>
- [77] J. Behler, K. Reuter, M. Scheffler, Nonadiabatic effects in the dissociation of oxygen molecules at the al(111) surface, Phys. Rev. B 77 (2008) 115421. doi:10.1103/PhysRevB.77.115421.
URL <http://link.aps.org/doi/10.1103/PhysRevB.77.115421>
- [78] F. Libisch, C. Huang, P. Liao, M. Pavone, E. A. Carter, Origin of the energy barrier to chemical reactions of o_2 on al(111): Evidence for charge transfer, not spin selection, Phys. Rev. Lett. 109 (2012) 198303. doi:10.1103/PhysRevLett.109.198303.
URL <http://link.aps.org/doi/10.1103/PhysRevLett.109.198303>
- [79] R. Yin, Y. Zhang, F. Libisch, E. A. Carter, H. Guo, B. Jiang, Dissociative chemisorption of o_2 on al(111): Dynamics on a correlated wave-function-based potential energy surface, The Journal of Physical Chemistry Letters 9 (12) (2018) 3271–3277, pMID:29843512. arXiv:<https://doi.org/10.1021/acs.jpcllett.8b01470>, doi:10.1021/acs.jpcllett.8b01470.
URL <https://doi.org/10.1021/acs.jpcllett.8b01470>
- [80] H.-R. Liu, H. Xiang, X. G. Gong, First principles study of adsorption of o_2 on al surface with hybrid functionals, J. Chem. Phys. 135 (21) (2011) 214702. doi:10.1063/1.3665032.
URL <http://scitation.aip.org/content/aip/journal/jcp/135/21/10.1063/1.3665032>
- [81] V. Fiorin, D. Borthwick, D. A. King, Surface thermodynamics: Small molecule adsorption calorimetry on metal single crystals, in: R. Rioux (Ed.), Model Systems in Catalysis: Single Crystals to Supported Enzyme Mimics, Springer New York, 2010, pp. 175–201.
URL http://dx.doi.org/10.1007/978-0-387-98049-2_9

- [82] I. Lončarić, M. Alducin, P. Saalfrank, J. I. Juaristi, Femtosecond-laser-driven molecular dynamics on surfaces: Photodesorption of molecular oxygen from ag(110), *Phys. Rev. B* 93 (2016) 014301. doi:10.1103/PhysRevB.93.014301.
URL <https://link.aps.org/doi/10.1103/PhysRevB.93.014301>
- [83] I. Loncaric, M. Alducin, P. Saalfrank, J. I. Juaristi, Femtosecond laser pulse induced desorption: A molecular dynamics simulation, *Nuclear Instruments and Methods in Physics Research Section B: Beam Interactions with Materials and Atoms* 382 (2016) 114–118. doi:<https://doi.org/10.1016/j.nimb.2016.02.051>.