

User-Defined Functions for HDF5

Lucas C. Villa Real
IBM Research
lucasvr@br.ibm.com

Maximilien de Bayser
IBM Research
mbayser@br.ibm.com

Abstract—Scientific datasets are known for their challenging storage demands and the associated processing pipelines that transform their information. Some of those processing tasks include filtering, cleansing, aggregation, normalization, and data format translation – all of which generate even more data. In this paper, we present an infrastructure for the HDF5 file format that enables dataset values to be populated on the fly: task-related scripts can be attached into HDF5 files and only execute when the dataset is read by an application. We provide details on the software architecture that supports user-defined functions (UDFs) and how it integrates with hardware accelerators and computational storage. Moreover, we describe the built-in security model that limits the system resources a UDF can access. Last, we present several use cases that show how UDFs can be used to extend scientific datasets in ways that go beyond the original scope of this work.

I. INTRODUCTION

Applications from the Earth sciences produce loads of data from different sources: satellite constellations (which sense the land and atmosphere), physical models, data ensembles, weather radars, and more. For instance, NASA’s Earth Observing System (EOS) expects that over the next five years, the ingest rate of the service will reach 114 terabytes per day [1].

Due to the variety of data produced in this area, open data standards have become crucial enablers for interoperability across research institutes and industries. Compression also comes into play to reduce the impact of the volume of that data on storage and data transfer over the network. Yet, as we show in this paper, compression just helps to a certain extent.

The raw data loaded into processing pipelines commonly results in the production of yet more data. Most production ETL (Extract, Transform, Load) pipelines cleanse the input data, apply filters to that data, normalize the data, blend it with other data, and more. With the computing power available in contemporary systems, many of these tasks can execute in near real-time most of the time. Still, for the sake of convenience, files keep getting inflated with datasets that could be produced at a later time by the end-user.

Additionally, since in the past decades processing power has increased at a higher rate than memory access speeds, working memory has become the new bottleneck [2]. Old optimizations that worked by pre-computing data to save CPU time now in many cases are counterproductive because of their poor use of the CPU’s memory cache and memory bus bandwidth.

This paper presents a supporting mechanism to populate dataset values on the fly. By embedding programming language runtimes into HDF5, a popular scientific file format,

we generate dataset values by executing user-defined functions (UDFs) each time the dataset is read. Dubbed HDF5-UDF, our system supports functions written in compiled languages (e.g., C++), interpreted languages (e.g., Python), and languages supported by Just-in-Time compilers (such as LuaJIT). Beyond the more traditional use cases, HDF5-UDF also supports executing functions accelerated by specialized hardware and data movement across storage and accelerators via DMA. As we show in this paper, UDF datasets have negligible impact on run time and storage space – and they effectively bring the computation as close as possible to where the data is.

The text is organized as follows. We begin with a statement of the problem in Section II. Next, Section III provides a background on the technologies used in our work. Section IV shows the design of our system, based on the HDF5 file format and in both interpreted and compiled programming languages. Section V presents how our architecture has been designed to leverage hardware accelerators to speed up processing of user-defined functions. Afterwards, Section VI brings performance numbers and the storage footprint of our solution. We then discuss in Section VII several applications for this technology and, last, present our concluding remarks in Section VIII.

II. CONTENDING WITH DATA GROWTH

The problem of data growth in scientific datasets is often addressed with the use of numerical data compression algorithms. There are many approaches based on differential predictors (i.e., arithmetic coding) that can accomplish higher lossless compression ratios than general-purpose compression algorithms. Some of these include methods applied to specific domains such as seismic [3] and remote sensing [4]. Runtime performance issues related to data compression/decompression have been recently approached with massively parallel hardware that can achieve over one order-of-magnitude speedup compared to CPU-based implementations [5].

As part of the exploration of scientific datasets, some platforms provide filtering capabilities that allow users to retrieve subsets of the original data. As a result, they reduce the amount of data transferred over the network and the storage needed to save that data locally. In [6], the authors present a management tool that allows server-side sub-setting and aggregation on scientific datasets saved in the HDF5 format. The tool lets the user write *content-based filters* combined with *hyperslab selectors* to retrieve a subset of the data that meets a certain condition. The query is entered in SQL, which is parsed and combined with the metadata featured in the HDF5.

Next, the query is partitioned into subqueries, processed, and assembled to produce the final results to the user.

Support for content-based filters is also observed in large-scale geo-spatial data analytics platforms. IBM PAIRS allows users to query multiple data layers based on several predefined criteria [7]. Google Earth Engine’s Code Editor lets users write JavaScript code that executes on public and private datasets hosted on Google’s cloud [8]. Both platforms support functional composition and evaluation through a large set of functions that cover the most common numerical operations (e.g., logical, bitwise, and trigonometric operations) over arrays and matrices.

One form of data transformation is realized in database systems through *table views*. A *view* is a virtual relation defined by a SQL statement (such as a join of two or more tables) that is not represented directly by stored data. A selection of a *view* triggers the in-flight execution of the associated statement and the subsequent output of data rows [9]. Database systems have also provided support for stored procedures for a long time [10]: functions and procedures can be stored in an SQL server and invoked from SQL statements. Our work applies core concepts from SQL stored procedures to a different context.

ViDa [11] extends the notion of table views by leveraging *data virtualization* to databases. The system implements a Just-In-Time (JIT) query executor that adapts to the current query and the underlying datasets, effectively creating tables on the fly that are optimized to the query’s access patterns. ViDa does so by dynamically crafting its internal operators and its access paths at runtime. Queries are entered in ViDa’s own query language; higher-level abstractions are possible by writing translators between ViDa’s grammar and the target language of interest. Some of the language runtimes embedded in our system resemble ViDa in that they allow datasets to be transformed (or produced) by leveraging a JIT interpreter that optimizes user-written and machine-generated routines.

Another approach to speed up the processing of big data comes from new architectures for near-data processing that co-locates storage and computing units (eliminating low data locality and bandwidth bottlenecks) [12]. The work we present in this paper leverages that idea by bringing compute even closer to the data: our engine is stored and runs in the data container itself.

III. BACKGROUND

A. Hierarchical Data Format

One of the most popular scientific data formats adopted by Earth Sciences is HDF5, a general-purpose hierarchical data format developed by The HDF Group. HDF5 provides a data model that is tailored for scientific and high-performance applications. It offers data types such as scalar number types, multidimensional arrays, and matrices, with support for parallel I/O through the Message Passing Interface (MPI). In addition to the dataset names, HDF5 datasets may have associated metadata stored as key-value attributes.

HDF5 allows pluggable filters to intercept and modify data writes and reads. Filters can also be daisy-chained; it

is possible, for instance, to have a sequence of filters that simplify the data, shuffle the resulting bytes for improved compression, and feed a data compression algorithm with the output [13]. An example of such a configuration is shown in Figure 1. Due to its many advantages, HDF5 is a popular choice for data exchange outside of the Earth Sciences too.

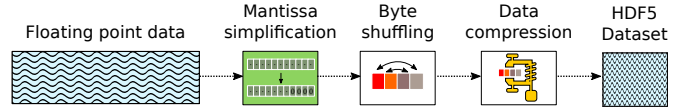


Fig. 1. Daisy-chaining of HDF5 filters: floating point data provided by the user are simplified by a first *mantissa* filter. The result is processed by a *byte shuffling* filter, which arranges the data in a format that is best suited for compression (executed by the last filter in the pipeline). The result is finally saved as a HDF5 dataset.

The data in HDF5 is arranged in *datasets* that can be aggregated with *groups*. The abstraction is similar to that of a file system that holds collections of files (datasets) inside directories (groups). The API to read and write datasets supports streaming to/from contiguous datasets, which are stored in a single block in the file, and chunked datasets, which are split into multiple segments that are stored separated in the file. Each of these segments (or *chunks*) can be saved in any order within the HDF5 file. Because of that property, chunked datasets are ideal to be processed by parallel readers and writers. Datasets must also be chunked before I/O filters and compression can be used – filters are applied to each chunk separately. One last observation regarding the HDF5 filter interface is that it supports two operations: one that applies to data being written to disk (e.g., compression) and another that applies to data retrieved from disk and delivered to the application (e.g., decompression).

We exploit the properties of HDF5 filters on the design of HDF5-UDF to store the source code (in object form, such as bytecode or a shared library) and generate dataset values on demand.

B. Motivation scenario

Throughout this paper, we will refer to a particular use case of our platform in the area of remote sensing (multi-spectral data processing of satellite imagery). Public satellite missions such as Landsat (USGS & NASA) and Sentinel (ESA) orbit the Earth and capture the reflectance of the land and atmosphere using dedicated sensors. The spectral data is split into several bands that include wavelengths covering the visible light (such as the red light), near-infrared (NIR), and other non-visible ranges. Several data analyses rely on the combination of two or more bands. We choose one popular analysis to present the typical structure of a user-defined function and run our benchmarks.

The normalized difference vegetation index (NDVI) is a common index used in remote sensing to quantify vegetation health [14]. It is described by the ratio $NDVI = (NIR - Red) / (NIR + Red)$. The formula is based on the observation that chlorophyll absorbs red light whereas mesophyll leaf

structure scatters near-infrared. NDVI values closer to -1 relate to the absence of vegetation while values closer to +1 is often indicative of healthy vegetation.

```

1 LandsatMosaic {
2   dimensions:
3     columns = 1440 ;
4     rows = 720 ;
5   variables:
6     short Band1(rows, columns) ;
7     Band1:long_name = "Coastal aerosol" ;
8     short Band2(rows, columns) ;
9     Band2:long_name = "Blue" ;
10    short Band3(rows, columns) ;
11    Band3:long_name = "Green" ;
12    short Band4(rows, columns) ;
13    Band4:long_name = "Red" ;
14    short Band5(rows, columns) ;
15    Band5:long_name = "Near-Infrared (NIR)" ;
16    ...
17    float Band12(rows, columns) ;
18    Band12:long_name = "Normalized Difference
19      Vegetation Index (NDVI)" ;
20  }
21 }

```

Listing 1. Band names and attributes in a self-describing file

Listing 1 depicts the layout and band designations of a dataset derived from the Landsat 8 space mission¹. In addition to the data bands provided by the Landsat product, the listing includes a `Band12` with pre-computed values for NDVI. One of our goals with HDF5-UDF is to enable such a data band to be replaced by a user-provided script – resulting in storage savings compared to the pre-computed grid. When an application requests to read the contents of that band, we then wish to execute that script to dynamically populate its values.

IV. ENHANCING HDF5 WITH USER-DEFINED FUNCTIONS

The previous section presented the I/O filtering interface provided by HDF5. Although originally aimed at compressing (and decompressing) data provided by applications, no technical limitations prevent alternative uses of I/O filters.

As we wanted to augment HDF5 with a programming language runtime so we could explore computational storage possibilities, we found in the filter interface a potential enabler to build such a platform. Because filters expose two simple interfaces that act upon the data write and read paths, we have architected a software infrastructure that, instead of taking a traditional numerical dataset as input and compressing that data, takes a piece of source code and compiles it into an object form. On its way back, rather than reading the dataset values from storage before sending the results to the application, it loads that compiled object into the programming language runtime and executes it to populate dataset values on the fly.

In addition to its simple API, the filtering infrastructure provided by HDF5 allows existing applications to consume datasets produced by HDF5-UDF with no modifications to their source code: HDF5’s plug-in search path simply needs to include the directory where HDF5-UDF is installed. Moreover, because no changes have to be introduced to the core HDF5 library, software distribution becomes easier.

¹See <https://usgs.gov/land-resources/nli/landsat/landsat-8>

A. Programming language runtimes

Our platform provides a programming language backend API to ease the incorporation of new programming language runtimes. To date, user-defined functions can be written in Lua, Python, and C++. Here we present some details about each of these backends.

Lua: Lua is designed to be small and embeddable [15]. In contrast to other languages, it eschews the “batteries included” approach to standard libraries and includes only a minimalistic set of core libraries. We leverage the LuaJIT [16] interpreter, which uses Just-In-Time compilation to optimize the execution speed of the code, to handle user-defined functions written in Lua. LuaJIT includes a Foreign Function Interface (FFI) which allows the programmer to call C functions with a lower overhead than calls mediated by the standard stack.

Python: UDFs written in Python are processed by the standard CPython interpreter, which converts the source code into a bytecode form and stores the result in the dataset. CPython also enables the use of FFI to call functions provided by C libraries. Differently from LuaJIT, CPython does not use Just-In-Time compilation. The runtime impact of having a pure interpreted backend is shown later in Section VI.

C++: User-defined functions written in C++ are compiled into a relocatable shared library by GCC or Clang. The library is then compressed using the deflate algorithm and saved in the dataset.

B. Application programming interface

We provide consistent high-level abstractions for UDF programmers across all programming language backends. Each backend is expected to implement an entry point (i.e., a function that is called by the HDF5-UDF runtime to populate the dataset values) and a shortlist of programming interfaces that simplify access to HDF5 datasets. By convention, that API lives in a namespace called `lib` that exports the following methods:

- `lib.getData("DatasetName")`: if the given name refers to an existing dataset in the HDF5 file, this function fetches its data into memory and returns a handle to that memory region. Otherwise, this function returns the memory buffer where the output dataset values are expected to be written by the user-defined function
- `lib.getDims("DatasetName")`: returns a list containing the number of dimensions in `DatasetName` and their values
- `lib.getType("DatasetName")`: returns a textual string with `DatasetName`’s data type
- `lib.string(member)`: gets the value of a string-based dataset element
- `lib.setString(member, value)`: writes the given value to a string-based dataset element. This API does boundary checks to prevent buffer overflows

Datasets stored in a non-flat hierarchy can be accessed by prefixing their group names in the API calls, as in `lib.getData("/Group/Name/Dataset")`.

UDFs can take input from compounds (i.e., datasets composed by more than one element, as in a struct in the C programming language) and from strings with both fixed- and variable-lengths. It is also possible to write UDFs that output such data types. As we present in Section VII, by supporting compounds and strings, HDF5-UDF can provide virtualization for popular file formats such as CSV.

C. Support for compound data types

Compound data types are automatically sanitized and converted into valid C structures that can be used by `lib.getData()`. Compound member names are put into lowercase, spaces and dashes are converted into the underscore("_") character, and member names are truncated at the first occurrence of special characters "(", "[", and "{".

HDF5-UDF accounts for differences between the dataset's memory and storage layouts. If needed, padding elements are included in the structure so that UDF writers can iterate over members of a dataset with no need to worry about the data conversion process. Listing 2 shows how a compound element (lines 1–10) is mapped into a C structure (lines 12–17). A padding member is automatically inserted (line 14) due to storage layout differences.

```

1 GROUP "/" {
2   DATASET "DS1" {
3     DATATYPE H5T_COMPOUND {
4       H5T_STD_I64LE "Serial number";
5       H5T_IEEE_F64LE "Temperature (F)";
6       H5T_IEEE_F64LE "Pressure (inHg)";
7     }
8     DATASPACE SIMPLE { ( 4 ) / ( 4 ) }
9   }
10 }
11
12 struct dataset1_t {
13   int64_t serial_number;
14   char _pad0[16];
15   double temperature;
16   double pressure;
17 };

```

Listing 2. Mapping of a HDF5 compound to a C structure

D. Support for string elements

Character string elements in HDF5 can have either fixed- or variable-length. The former arrangement improves spatial locality and I/O throughput, as strings are stored contiguously within the dataset. Variable-length string data types, on the other hand, have to be retrieved from potentially non-adjacent locations with a specific HDF5 API.

The `lib.string()` API abstracts such differences from the UDF programmer. Reading the i^{th} member of a string data type is the same regardless of their storage method, as the example below shows:

```
string_value = lib.string(item[i])
```

HDF5-UDF also supports setting dataset values of fixed-length string data types. Writing a string to a compound member (while avoiding out-of-bounds accesses) is provided by `lib.setString()`. The following example writes an UTF-8 string to a compound member using that API.

```
lib.setString(item[i].album,
"Electric Ladyland".encode("UTF-8"))
```

E. The structure of a User-Defined Function

Using the background on NDVI, introduced in Section III, we refer the reader to Listing 3. That listing shows the complete implementation of a Python-based UDF that computes the NDVI given two input datasets Red and NIR.

The entry point of the UDF is a function named `dynamic_dataset` (line 1). Input and output dataset memory buffers, shown in lines 7 and 11, are exchanged with HDF5 through Foreign Function Interfaces (FFI). The use of FFI prevents redundant copies of potentially large datasets and excessive use of memory to hold temporary buffers.

The output data is populated by simple value assignments, as shown in line 14. Because the memory buffer of the output dataset is managed by the HDF5-UDF implementation in C (and data exchange between C and the Python backend is made with FFI), there is no need to explicitly return that variable when the function ends. Thanks to FFI, writes made to that variable are automatically mapped to that buffer, with no need for extra operations in the Python stack.

```

1 def dynamic_dataset():
2
3   # Output dataset and its size.
4   # "lib" refers to a library of data access
5   # functions provided by the HDF5-UDF runtime.
6
7   ndvi = lib.getData("NDVI")
8   band_size = lib.getDims("NDVI")
9
10  # Input datasets
11  red, nir = lib.getData("Red"), lib.getData("NIR")
12
13  for i in range(band_size[0] * band_size[1]):
14    ndvi[i] = (nir[i]-red[i]) / (nir[i]+red[i])

```

Listing 3. Computing NDVI with HDF5-UDF

F. Core filter interface

The core blocks of HDF5-UDF are depicted in Figure 2. At the top of the stack, there are utilities that sit on the HDF5-UDF library to perform two basic tasks. First, they provide fragments of source code to our specialized I/O filter along with metadata needed to dynamically format the output dataset at reading time: its data type, spatial resolution, name, and whether the source code requires access to other datasets featured in the same HDF5 file. Second, such utilities enable the retrieval of metadata attached to a UDF dataset.

Just like regular chunks of data are provided by a traditional HDF5 application to a compression filter (left-hand side of Figure 2), the HDF5-UDF library submits the source code and metadata to the HDF5-UDF filter by *writing* them as if they were grid values of a single-chunk dataset. The filter reacts by identifying a backend that knows how to handle that piece of code and by running the associated compiler (e.g., a Python bytecode generator, a Lua just-in-time compiler, or a C++ compiler) to produce an object code as output (e.g., a bytecode or a shared library). As the final step of the filter

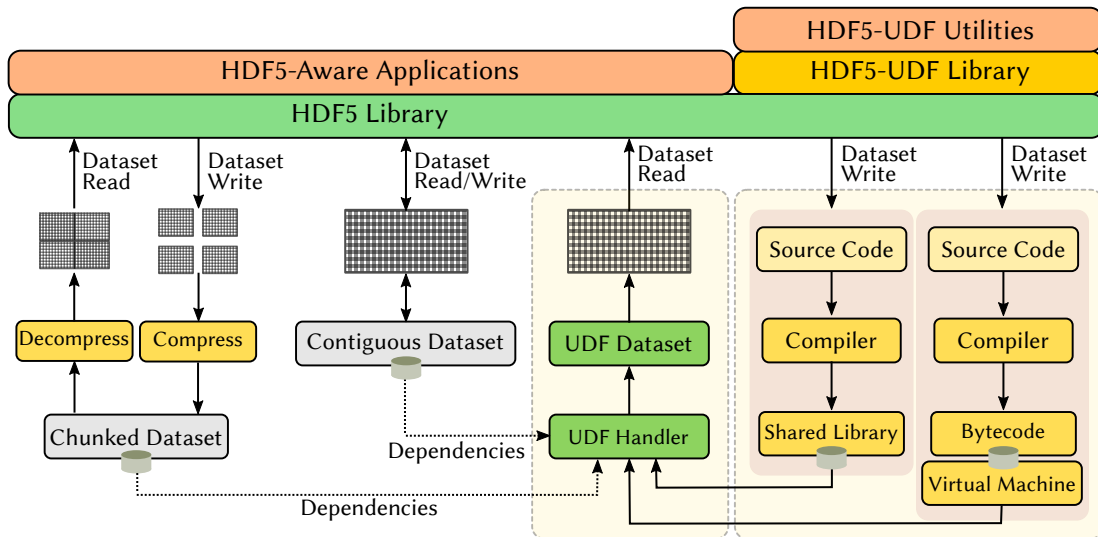


Fig. 2. The architecture of HDF5-UDF, built as an HDF5 I/O filter. The filter data write path handles the ingestion of user-defined functions, their compilation, and storage. The filter data read path loads the compiled code and any HDF5 dataset it depends on, set-ups the runtime environment, and executes the UDF to populate the dataset values. In contrast with a full-fledged dataset that may require significant storage space, UDF datasets only store the compiled code object and its metadata, often accounting for no more than a couple of kilobytes.

write path, the resulting object and the UDF metadata are sent to storage.

Reading from a UDF dataset is once again similar to reading a chunked dataset: once the HDF5-UDF filter is loaded by HDF5, the object code and metadata are loaded from storage and provided to HDF5-UDF’s *decoder*. From the metadata, the decoder identifies which backend is expected to handle that object. Backends that generate a shared library will typically load that library and execute the UDF code straight away to populate the dataset values on the fly, whereas backends that produce a bytecode have to configure the virtual machine environment first.

G. Sandboxing

Any file format or application that relies on sending executable code to be run by end-users carries a higher security risk. Since the advent of personal computers and the Internet, there have been many examples of file formats with a record of security issues. For instance, the Microsoft Office Macro [17, 18] feature, which allows the execution of embedded VisualBasic scripts, or even more significantly, the Javascript execution capabilities of Web browsers [19, 20].

These security risks have been mitigated quite successfully over the years by relying on “sandboxing” of untrusted code. This means that the interpreter that is used to run the code doesn’t provide an API to interact with the system outside of the interpreter. For example, in a web browser the Javascript interpreter provides no functions to read files directly from the user’s computer.

In the case of UDFs we cannot rely on classic interpreter sandboxing because we support UDFs that are compiled from C++ and therefore run natively. The interpreted languages we support rely on FFI (Foreign Function Interface) to exchange

data efficiently with HDF5. Since FFIs can be used to call any function that is loaded into the address space of the current process, this opens the door to do anything on the system that the privilege level of the process allows.

Considering these challenges, HDF5-UDF has been designed from its early beginning to limit which system resources UDF scripts can access independently of language. This is achieved by creating an isolated sandbox process with strict rules that determine which system calls and file system accesses are granted to a given UDF. Any attempt to access resources not included on those rules lead to the termination of the UDF process.

On Linux, the sandbox is configured according to Figure 4. HDF5-UDF begins by allocating memory and retrieving any datasets that the UDF depends on, *before* the user-defined function executes. Next, the system allocates a shared memory segment where the UDF will populate the output dataset values. The system then proceeds to spawning a new sandboxed process; the kernel is instructed about which system calls that process can execute, and file system interception hooks are configured to validate that file system paths and open mode (i.e., read-only versus read-write/write-only) are valid. The sandbox process is then allowed to execute the UDF, which populates the dataset values by writing to an object backed up by the shared memory segment previously allocated. As soon as the UDF execution is over, the system transfers results from the shared memory segment to the application.

The decision to retrieve, ahead of execution time, HDF5 datasets needed by the UDF ensures that no file system access is needlessly requested by the UDF. A side-effect of this decision is that, on low-memory systems, the execution of a UDF may put the system under pressure. An alternative solution targeting such systems could leverage a memory-

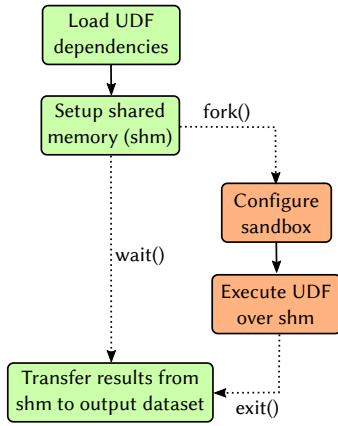


Fig. 3. Sandboxed execution of a user-defined function in HDF5-UDF.

mapped mechanism to load (and possibly decompress) pages of data on demand.

Reading datasets ahead of UDF execution time (i.e., before the backend runtime is configured) also enables input to be taken not only from regular HDF5 datasets but also from other UDF datasets. This approach is needed because some programming language runtimes provide poor support for nested execution of their interpreters.

H. Trust profiles

Although user-defined functions written by unknown third-party may not inspire a lot of confidence and require the application of strict sandbox rules, people who belong to the same organization or who know each other may belong to a different trust level. Based on this perception, we designed coarse-grained *profiles*: directories that hold a collection of public keys and the configuration files that dictate which rules should be applied to UDFs signed by the owners of those keys.

As part of the compilation process of a user-defined function, HDF5-UDF generates, if needed, a pair of public and private keys that are kept under the user’s home directory. The public key file also includes the user’s full name and email address – such information is initially queried from the system and can be modified by the users as they wish. Before attaching the compiled UDF to the HDF5 file, HDF5-UDF signs the payload with the user’s private key and includes the public key as part of the UDF metadata.

When that HDF5 file is loaded on a different machine (or opened by a different user on the same server), HDF5-UDF checks if any of the public keys under each profile directory can validate the payload. If one such a key is found, then the configuration file of the associated profile directory is loaded into the sandbox. Otherwise, the system imports that public key into the “untrusted profile” directory, which neglects access to system resources by default.

It is possible to migrate public keys from one trust profile to another by simply moving the imported public key file to a different directory. This is facilitated by the presence of

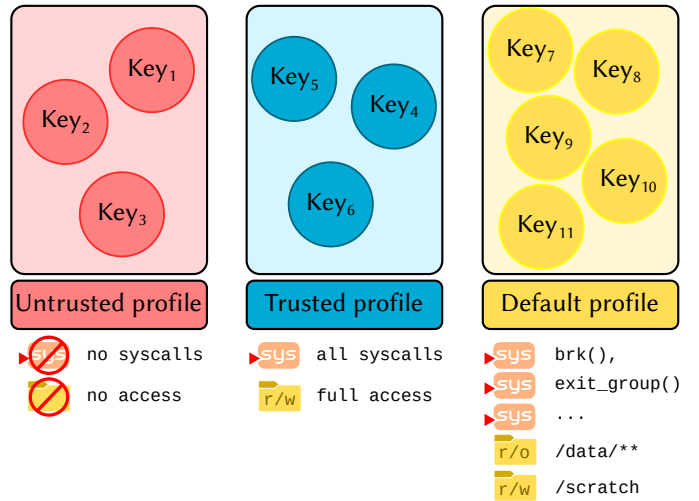


Fig. 4. Trust profiles. Public keys, extracted from the UDF metadata in the HDF5 file, are associated with at most one profile. A UDF signature is validated against all public keys imported into the system; once a match is found, the sandbox is configured so that only system calls and file system access rules specified by the corresponding trust profile are allowed by the execution of that script.

metadata (i.e., the key owner’s name and email address), which allows one to locate keys based on keywords.

I. On-disk format

The bytecode (or shared library object) provided to the filter through the *encoder* interface is stored in the HDF5 area designated to the dataset data. That area also keeps metadata related to the UDF dataset: its dimensions, data type (e.g., single or double floating point, 16-bit integer, etc), any datasets from the HDF5 file that the script expects to use as input, and the public key used to sign the payload. It is also possible to store the source code associated with a given UDF as a metadata, in which case it goes to an optional field that allows e.g., the recompilation of that UDF in the future. HDF5-UDF uses JSON as metadata storage format to allow the incorporation of new metadata with reduced implementation efforts. The JSON data saved to the file in serialized form.

Listing 4 shows the header of a UDF dataset that takes input from two HDF5 datasets named “NIR” and “Red”. Note that the metadata includes a `bytecode_size` keyword; because JSON is not able to store binary data without resorting to e.g., *base64 encoding*, we write the bytecode to disk right after the JSON string. A NULL character separates the two parts. The value assigned to that keyword determines how many bytes after the NULL terminator have to be loaded into the backend’s bytecode interpreter or shared library handler.

```

1 {
2   "backend": "CPython",
3   "bytecode_size": 879,
4   "input_datasets": ["NIR", "Red"],
5   "output_dataset": "C",
6   "output_datatype": "float",
7   "output_resolution": [5000, 5000],
8   "signature": {
9     "email": "lucasvr@br.ibm.com",

```

```

10     "name": "Lucas C. Villa Real",
11     "public_key": "17ryiejCDrh45Fc(...)"
12   },
13   "source_code": ""
14 }

```

Listing 4. JSON header

V. INTEGRATION WITH HARDWARE ACCELERATORS

Given the ever-growing availability of specialized computing resources on end-user computers and cloud providers, many data processing tasks that used to be delegated to the main processor have nowadays an implementation targeting GPU cards. Yet, the CPU remains a bottleneck on many use cases, as it continues to orchestrate data transfers from the storage device to the main memory, and from there to the GPU device memory.

Recent development in storage architecture introduced commercial-grade accelerators that enable computation on data while bypassing the main CPU. By performing data peer-to-peer transfer via DMA (as in NVIDIA’s GPU Direct Storage – GDS) or embedding specialized controllers in storage closures (as in Samsung’s SmartSSD), software programmers have now the option to overcome classic bottlenecks.

On a contemporary computer architecture, the CPU, the NVMe SSD and the GPU are all connected to the PCI bus. Without GDS, the data travels from the NVMe to the CPU over the PCI bus where it is collected in a so called “bounce buffer” and from there it goes to the GPU over the same bus. The amount of speedup that can be achieved with GDS depends on several factors such as the topology of the PCI bus and the number of devices, but in a simple system with only one GPU and one NVMe, a theoretical speedup of 2x results simply because one of two hops on the path between NVMe and GPU is eliminated [21]. In practice, due to overheads such as the time it takes for the CPU to program the DMA controller, a speedup around 1.5x can be expected.

We have prototyped an extension, shown in Figure 5, that integrates HDF5-UDF with NVIDIA GDS. A new backend, shown on the right-hand side of the figure, processes source code written in CUDA language (as shown in Listing 5) and generates a shared library that can be later loaded by the UDF handler. When a data read request comes from an HDF5 application, our I/O filter loads the compiled code into the host and device memories and executes the kernel. No explicit data transfers have to be performed by the programmer: HDF5-UDF provides all required abstractions to transfer data from GPU memory back to the calling application.

```

1  __global__ void
2  kernel(int *red, int *nir, int *ndvi, size_t n)
3  {
4      int i = blockIdx.x * blockDim.x + threadIdx.x;
5      if (i < n)
6          ndvi[i] = (nir[i] - red[i]) /
7                  (nir[i] + red[i]);
8  }
9
10 extern "C" void dynamic_dataset()
11 {

```

```

12 // Output dataset size and its memory buffer
13 auto ndvi = lib.getData<int>("NDVI");
14 auto band_size = lib.getDims("NDVI");
15 auto n = band_size[0] * band_size[1];
16
17 // Input datasets
18 auto red = lib.getData<int>("Red");
19 auto nir = lib.getData<int>("NIR");
20
21 // Configure and launch the kernel
22 int block_dim = 1024;
23 int grid_dim = (int)
24     ceil((float)(n * sizeof(int))/block_dim);
25
26 kernel<<<grid_dim,block_dim>>>(red,nir,ndvi,n);
27 }

```

Listing 5. Computing NDVI with HDF5-UDF on the GPU

For UDFs that have a dependency on other datasets, HDF5-UDF performs the data transfer by initiating a DMA transfer from the storage device (managed by a DMA-capable controller such as an NVMe) to the GPU memory. Contiguous datasets are handled by opening the file in direct I/O mode (so that operating system page caches are bypassed) and transferring the range of bytes of interest to the target. Multiple threads are spawned to improve transfer times, with one slice of the input file assigned to each processor of the host.

Chunked datasets are also supported, but they require special treatment from the HDF5-UDF engine. First, each chunk needs to be mapped to their offset in the uncompressed dataset buffer. Second, we want to avoid the data copies that would come with a call to a decompression filter – so we have to implement our own interfaces to the decompressors we intend to support.

The prototyped GDS backend provides support for chunked datasets compressed by the Snappy algorithm². We leverage a parallel implementation of Snappy [22] that executes on GPUs. Our enhancements to that code base include its encapsulation as an HDF5 I/O filter (so that HDF5 datasets can be compressed using existing applications), support for multiple CUDA streams, and the creation of library interfaces that can be called from the GDS backend³.

As Figure 5 shows, Snappy-compressed chunks are transferred via DMA from storage to the GPU. The UDF handler allocates GPU memory for the full decompressed dataset and uploads the CUDA kernel that decompresses transferred chunks into the output buffer. Next, the user-defined kernel is pushed to the GPU and executes, producing results that are finally copied into the output dataset.

VI. PERFORMANCE EVALUATION

This section shows the performance results of HDF5-UDF in comparison to the retrieval of a regular dataset (i.e., one with either contiguous or chunked layout).

The benchmarks were run on an Intel(R) Xeon(R) CPU E5-2680 v2 with 40 CPUs running at 3.1 GHz. On the software side, the machine runs Linux 5.2.17 and features the HDF5

²<https://github.com/google/snappy>

³<https://github.com/lucasvr/snappy-cuda>

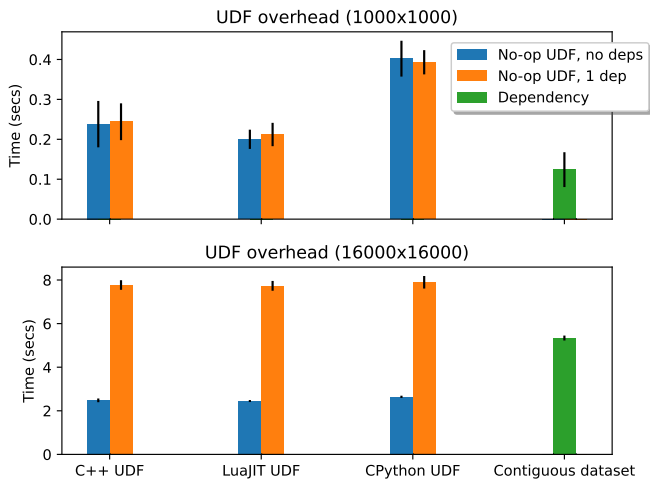


Fig. 6. Overhead of reading a UDF dataset: setting up the programming language runtime, loading any dependencies from the HDF5 file, and returning dataset values to the application.

though. That indicates that an alternative Python implementation might be relevant if one wishes to run high-performance UDFs based on that programming language.

C. NDVI UDF with input from contiguous datasets

Here we show the time to read datasets that run user-defined functions to compute NDVI values on the fly. Because NDVI computation requires input from contiguous datasets from the file, we evaluate two scenarios in this test. In the first, the input datasets are stored contiguously in HDF5. In the second, they are chunked and compressed by the Snappy-CUDA I/O filter.

The results are shown, in logarithmic scale, in Figure 7. As expected, reading the UDF dataset takes longer than reading a single regular dataset (which is how NDVI would be stored if it were a precomputed dataset).

The figure also shows the cost of running a UDF in a purely interpreted language: CPython is more than an order of magnitude slower than the other implementations when processing the large dataset. LuaJIT, on the other hand, has nearly identical performance to C++ thanks to the optimizations leveraged by its Just-In-Time compiler.

The cost of launching a lightweight CUDA kernel and transferring results from GPU to host memory is not negligible in this use case. As the CUDA numbers suggest, processing data on the GPU is not attractive neither when loading dependencies with contiguous layout nor when the CUDA kernel performs basic operations (as is the case of the NDVI formula). The difference between running a CUDA kernel and running a C++ or LuaJIT UDF gets smaller as the dataset size grows, though, thanks to the parallel file readers in the GDS/CUDA backend – an optimization that is likely to benefit other backends too.

D. NDVI UDF with input from chunked datasets

Inputting chunked datasets to a UDF leads to a different picture, as Figure 8 shows. Because the input datasets are now

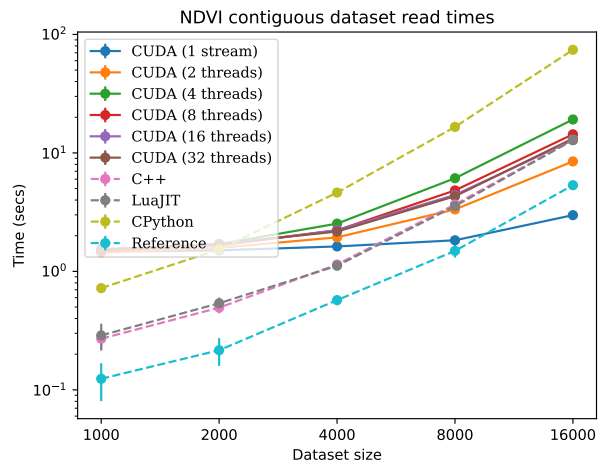


Fig. 7. Runtime performance of UDFs that depend on contiguous datasets

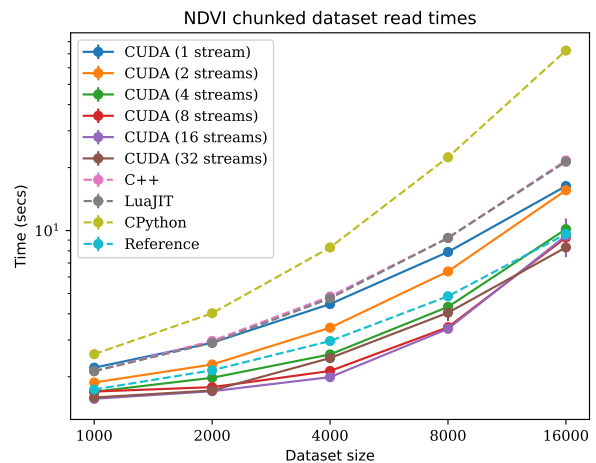


Fig. 8. Runtime performance of UDFs that depend on chunked datasets

uncompressed by parallel CUDA streams in the CUDA/GDS backend, reading two datasets and executing the NDVI kernel on the GPU is faster than reading a single chunked dataset.

The CUDA-Snappy I/O filter that uncompresses the reference dataset runs on the GPU. However, because chunks are retrieved one at a time by the reference HDF5 implementation, only a single GPU stream is used. This observation also applies to the execution times of C++, LuaJIT, and CPython, as they invoke that same I/O filter when loading the input datasets needed by the UDF.

VII. APPLICATIONS

The introduction of user-defined scripts to populate dataset values has several applications besides the blending of datasets with trivial operators. Many of the use cases come from the support that the programming language runtime environment provides to application developers, such as access to network communication, peripheral I/O ports, and mathematical

libraries. The following is a non-exhaustive list of possible use cases for HDF5-UDF.

A. Data virtualization

Data virtualization comes as a solution to the creation of duplicated copies of data under different containers or file formats. The original files are kept around and a mapping mechanism *projects* (or virtualizes) the original data into the desired target format (e.g., HDF5). Our platform provides the required abstractions to trivially virtualize data under a wide range of formats and present them to applications that expect to consume HDF5 datasets.

A common use case for data virtualization comes from the ingestion of columnar data in CSV format and its subsequent conversion into HDF5. A UDF that reformats CSV data into HDF5 dataset values eliminates the need for a new physical copy of that data, and enables changes to the CSV file to be automatically reflected to applications that consume it from the HDF5 UDF dataset.

Another example is given by satellite imagery distributed in GeoTIFF format. Listing 6 shows a user-defined function written in Python that reformats data from such a format (line 4) into an HDF5 dataset (line 5) by assigning grid values from the input file to the output dataset (lines 6–8).

```
1 from tifffile import TiffFile
2
3 def dynamic_dataset():
4     tiff = TiffFile("ElevationGrid.tif")
5     output = lib.getData("Band1")
6     image = tiff.pages[0].asarray().flatten()
7     shape = image.shape[0]
8     output[0:shape] = image[:]
```

Listing 6. Virtualization of GeoTIFF files

B. Mirroring of database tables

UDFs can be used to integrate applications that read data from HDF5 files with database servers such as, but not limited to, SQL servers. A UDF script can create a dataset that is backed by a table in an SQL server. UDF datasets can also work like SQL views that show the results of queries.

C. Real-time feeds from sensors and IoT devices

The dynamic nature of UDFs allows one to connect existing software that reads static HDF5 files to real time data sources. For example, real-time weather radar readings can be obtained by means of simple HTTP calls to a web service⁴. Without a UDF the user would need to download the data, convert it to HDF5 and then run the consuming application. UDFs automate this process while also eliminating one conversion of the data.

⁴NOAA provides one such web service at <https://opengeo.ncep.noaa.gov>

D. Translation of geographic coordinate systems

Georeferenced datasets are associated with a coordinate reference system (CRS) that enables the data to be “pinned” to the right location on Earth. There are several CRS to choose from, and often applications need to reproject input files to a different CRS so that they can be combined with other georeferenced data. Instead of creating a new copy of the data, user-defined functions can be used to reproject the data to a myriad of other CRS with no impact to the file size.

VIII. CONCLUSION

This paper presented an extension to HDF5 that enables dataset values to be dynamically generated based on user-provided scripts. Our extension uses HDF5’s existing filter plug-in interface and shows that several use cases can benefit from the computation of dataset values at access time. It is not possible to foresee every possible application of this technology, which suggests that it may be powerful enough to promote HDF5 as a standard to an even wider audience.

We have also discussed security aspects that emerge from the exposure of programming language runtimes to end-users. We mitigate risks by leveraging a sandbox system and the notion of trust profiles. A natural extension to the security subsystem would be to define an external authority that certifies that certain public keys are indeed associated with the contact information attached to a UDF.

It is also possible to envision a future implementation that enables data elements populated by UDF datasets to be “overwritten” by a calling application. For instance, a UDF that abstracts access to a remote database table could allow updates to that table as long as no integrity constraints are violated on the server-side. We believe that this might be a good motivation to explore the new HDF5 VOL driver API, as it enables the specialization of certain functions not available to the I/O filter interface.

ACKNOWLEDGEMENT

The authors would like to thank Thiago Silva das Mercês for his valuable contributions to the bootstrapping of this project.

REFERENCES

- [1] J. Blumenfeld, “EOSDIS data and services in the cloud,” accessed on Sep 10, 2021. [Online]. Available: <https://earthdata.nasa.gov/learn/articles/tools-and-technology-articles/cmr-and-esdc-in-cloud>
- [2] S. Manegold, P. A. Boncz, and M. L. Kersten, “Optimizing database architecture for the new bottleneck: memory access,” *The VLDB Journal*, vol. 9, no. 3, pp. 231–246, Dec 2000.
- [3] X. Xie and Q. Qin, “Fast lossless compression of seismic floating-point data,” in *2009 International Forum on Information Technology and Applications*, vol. 1, May 2009, pp. 235–238.
- [4] A. Hagag, M. Amin, and F. E. Abd El-Samie, “Multispectral image compression with band ordering and

- wavelet transforms,” *Signal, Image and Video Processing*, vol. 9, no. 4, pp. 769–778, May 2015.
- [5] A. Weissenberger and B. Schmidt, “Massively parallel Huffman decoding on GPUs,” in *Proceedings of the 47th International Conference on Parallel Processing*, ser. ICPP 2018. New York, NY, USA: ACM, 2018, pp. 27:1–27:10.
- [6] Y. Wang, Y. Su, and G. Agrawal, “Supporting a lightweight data management layer over HDF5,” in *2013 13th IEEE/ACM International Symposium on Cluster, Cloud, and Grid Computing*, May 2013, pp. 335–342.
- [7] L. J. Klein, F. J. Marianno, C. M. Albrecht, M. Freitag, S. Lu, N. Hinds, X. Shao, S. Bermudez Rodriguez, and H. F. Hamann, “PAIRS: A scalable geo-spatial data analytics platform,” in *2015 IEEE International Conference on Big Data (Big Data)*, Oct 2015, pp. 1290–1298.
- [8] N. Gorelick, M. Hancher, M. Dixon, S. Ilyushchenko, D. Thau, and R. Moore, “Google Earth Engine: Planetary-scale geospatial analysis for everyone,” *Remote Sensing of Environment*, vol. 202, pp. 18–27, 2017.
- [9] E. F. Codd, *The Relational Model for Database Management*, 2nd ed. Boston, MA, USA: Addison-Wesley Longman Publishing Co., Inc., 1990.
- [10] A. Eisenberg, “New standard for stored procedures in SQL,” *ACM SIGMOD Record*, vol. 25, no. 4, pp. 81–88, 1996.
- [11] M. Karpathiotakis, I. Alagiannis, T. Heinis, M. Branco, and A. Ailamaki, “Just-in-time data virtualization: Lightweight data management with ViDa,” *Proceedings of the 7th Biennial Conference on Innovative Data Systems Research (CIDR)*, 2015. [Online]. Available: <https://infoscience.epfl.ch/record/203677>
- [12] T. Vinçon, A. Koch, and I. Petrov, “Moving processing to data: On the influence of processing in memory on data management,” *CoRR*, vol. abs/1905.04767, 2019. [Online]. Available: <http://arxiv.org/abs/1905.04767>
- [13] M. Folk, G. Heber, Q. Koziol, E. Pourmal, and D. Robinson, “An overview of the HDF5 technology suite and its applications,” 03 2011, pp. 36–47.
- [14] N. Pettorelli, J. O. Vik, A. Mysterud, J.-M. Gaillard, C. J. Tucker, and N. C. Stenseth, “Using the satellite-derived NDVI to assess ecological responses to environmental change,” *Trends in Ecology & Evolution*, vol. 20, no. 9, pp. 503 – 510, 2005.
- [15] R. Ierusalimschy, L. H. De Figueiredo, and W. Celes, “A look at the design of Lua,” *Commun. ACM*, vol. 61, no. 11, pp. 114–123, Oct. 2018.
- [16] Mike Pall, “LuaJIT,” 2019, accessed on Sep 10, 2021. [Online]. Available: <http://luajit.org/>
- [17] S. Kim, S. Hong, J. Oh, and H. Lee, “Obfuscated VBA Macro Detection Using Machine Learning,” in *2018 48th Annual IEEE/IFIP International Conference on Dependable Systems and Networks (DSN)*, June 2018, pp. 490–501.
- [18] R. Bearden and D. C. Lo, “Automated Microsoft Office macro malware detection using machine learning,” in *2017 IEEE International Conference on Big Data (Big Data)*, Dec 2017, pp. 4448–4452.
- [19] R. Hodován and A. Kiss, “Security evolution of the Webkit browser engine,” in *2012 14th IEEE International Symposium on Web Systems Evolution (WSE)*, Sep. 2012, pp. 17–19.
- [20] R. Rogowski, M. Morton, F. Li, F. Monrose, K. Z. Snow, and M. Polychronakis, “Revisiting browser security in the modern era: New data-only attacks and defenses,” in *2017 IEEE European Symposium on Security and Privacy (EuroS P)*, April 2017, pp. 366–381.
- [21] A. Thompson and N. CJ, “GPUDirect Storage: A Direct Path Between Storage and GPU Memory,” Tech. Rep., 2019, accessed on Oct 10th, 2021. [Online]. Available: <https://developer.nvidia.com/blog/gpudirect-storage/>
- [22] J. Nider, C. Mustard, A. Zoltan, J. Ramsden, L. Liu, J. Grossbard, M. Dashti, R. Jodin, A. Ghiti, J. Chauzi, and A. Fedorova, “A case study of Processing-in-Memory in off-the-shelf systems,” in *2021 USENIX Annual Technical Conference (USENIX ATC 21)*. USENIX Association, Jul. 2021, pp. 117–130. [Online]. Available: <https://www.usenix.org/conference/atc21/presentation/nider>