

Integration of Backscatter Communication with Multi-cell NOMA: A Spectral Efficiency Optimization under Imperfect SIC

Wali Ullah Khan¹, Eva Lagunas¹, Asad Mahmood¹, Zain Ali², Symeon Chatzinotas¹,
Björn Ottersten¹, Octavia A. Dobre³,

¹Interdisciplinary Centre for Security, Reliability and Trust (SnT), University of Luxembourg

²Department of Electrical and Computer Engineering, University of California, Santa Cruz, USA

³Memorial University, St. John's, NL A1B 3X9, Canada

{waliullah.khan, asad.mahmood, eva.lagunas, symeon.chatzinotas, bjorn.ottersten}@uni.lu
zainalihan1@gmail.com; odobre@mun.ca

Abstract—Future wireless networks are expected to connect large-scale low-powered communication devices using the available spectrum resources. Backscatter communications (BC) is an emerging technology towards battery-free transmission in future wireless networks by leveraging ambient radio frequency (RF) waves that enable communications among wireless devices. Non-orthogonal multiple access (NOMA) has recently drawn significant attention due to its high spectral efficiency. The combination of these two technologies can play an important role in the development of future networks. This paper proposes a new optimization approach to enhance the spectral efficiency of nonorthogonal multiple access (NOMA)-BC network. Our framework simultaneously optimizes the power allocation of base station and reflection coefficient (RC) of the backscatter device in each cell under the assumption of imperfect signal decoding. The problem of spectral efficiency maximization is coupled on power and RC which is challenging to solve. To make this problem tractable, we first decouple it into two subproblems and then apply the decomposition method and Karush-Kuhn-Tucker conditions to obtain the efficient solution. Numerical results show the performance of the proposed NOMA-BC network over the pure NOMA network without BC.

Index Terms—Backscatter communication (BC), NOMA, imperfect signal decoding, spectral efficiency.

I. INTRODUCTION

Beyond 5G technologies are expected to improve connection density, latency, energy consumption, and data reliability [1]. Power domain nonorthogonal multiple access (NOMA) can support a huge number of wireless devices over the limited spectrum resources with high data rates and low transmission delay in B5G networks [2]. Recently, a new wireless primitive called backscatter communications (BC) has been introduced that enables interactive devices which compute and communicate without any batteries. According to its working principle, BC enables wireless communications by leveraging the ambient signals all around us, instead of generating our own [3]. In particular, the backscatter device (also called tag) (BD) can send a message to the users (also called readers) by either absorbing or reflecting signals from the TV tower, WiFi access point, and cellular base station (BS) [4]. Thus, combining BC with NOMA in a communication system can significantly enhance energy and spectral efficiency.

The performance of BC systems in NOMA networks have recently been studied in the literature. For example, the authors

in [5]–[8] have investigated the outage probability, throughput, ergodic capacity, bit error rate, and intercept probability of the NOMA-BC networks. Moreover, researchers have also proposed various resource allocation schemes in NOMA-BC networks. For instance, Khan *et al.* [9] have optimized the power of BS and reflection coefficient (RC) of BD to enhance the spectral efficiency (SE) of NOMA-BC under imperfect signal decoding. In another study, Yang *et al.* [10] have optimized the time and RC of BD for the system max-min throughput of NOMA-BC. The research of Chen *et al.* [11] has optimized the transmit power of the BS and RC of BD to improve the system ergodic capacity. Moreover, the study of [12] has optimized the transmit power of the BS and RC of BD to maximize the energy efficiency of the system. Of late, Khan *et al.* [13] have computed the power of BS and roadside units to maximize the SE of vehicular network.

The existing works [5]–[12] have considered two-user and single-cell scenarios that are very simple and impractical. Besides, most of the works [10]–[12] assume perfect signal decoding which is impractical. Further, several works consider performance analysis, they do not consider resource optimization. However, allocating network resources efficiently is very crucial in the development of large-scale wireless networks. Based on the recent literature, the problem of SE maximization for NOMA-BC that simultaneously optimizes the power allocation of BS and RC of BD under imperfect signal decoding at the receiver has not yet been investigated. To fill this gap, this paper proposes more practical optimization framework to maximize the SE of the system while ensuring the user quality of services. In particular, we consider inter-cell interference due co-channel and intra-cell interference due to NOMA users. Moreover, we assume consider that users cannot always decode their signals, hence we consider imperfect signal decoding. We formulate a maximization problem of the system SE subject to various practical constraints. Our proposed problem is non-convex which makes it very challenging to obtain the optimal solution. Thus, we first transform it and then achieve a suboptimal yet efficient solution. Specifically, the decomposition method and Karush-Kuhn-Tucker (KKT) conditions are adopted to calculate the closed-form expressions. Numerical results confirm the benefits of our

NOMA-BC network over the traditional pure NOMA network. The remaining of this paper can be structured as follow. Section II provides the proposed system model of NOMA-BC and problem formulation of spectral efficiency maximization. Section III presents our proposed solution including problem transformation and closed-form expressions. Section IV provides and discusses the numerical results of the solution provided in Section III. Finally, Section V concludes this paper with some future research directions.

II. PROPOSED SYSTEM AND FORMULATED PROBLEM

We consider a NOMA-BC network which consists of multi-cell, where each cell has single BS. To enhance the SE, we assume that all BSs reuse the same spectrum resources. Let $\mathcal{C} = \{C_j | j = 1, 2, 3, \dots, J\}$ denotes the set of cells. We consider that C_j serves two cellular users (U_n and U_m) at a given time using NOMA protocol [14]. If the transmission power of C_j is P_j and its allocation coefficient for U_n and U_m is denoted as $\varphi_{n,j}$ and $\varphi_{m,j}$, then the signal that C_j sends to U_n and U_m can be defined as $x_j = \sqrt{P_j \varphi_{n,j}} x_{n,j} + \sqrt{P_j \varphi_{m,j}} x_{m,j}$. During the communication process, a BD in the coverage area of C_j (denoted as D_j) also detects x_j , harvest energy from it, modulates a signal $e_j(t)$, and then reflect it towards U_n and U_m with a power of β_j , where $\mathbb{E}[|e_j(t)|^2] = 1$. Let us model the channel from C_j to U_n and U_m as $h_{n,j} = \bar{h}_{n,j} d_{n,j}^{-\delta/2}$ and $h_{m,j} = \bar{h}_{m,j} d_{m,j}^{-\delta/2}$, where $\bar{h}_{\iota,j} \sim \mathcal{CN}(0, 1)$, $\iota \in \{n, m\}$ denotes the coefficient of Rayleigh fading, $d_{\iota,j}$ is the distance between C_j and U_ι and δ represents the pathloss exponent [15]. This work assumes a perfect channel state information, thus, the signals that U_n and U_m receive from C_j can be stated as

$$y_{n,j} = \sqrt{h_{n,j}} x_j + \sqrt{\beta_j g_{n,j}} (h_{b,j} x_{n,j}) e_j(t) + \sum_{j'=1, j' \neq j}^J \sqrt{h_{n,j'}} x_{j'} + \varpi_{n,j}, \quad (1)$$

$$y_{m,j} = \sqrt{h_{m,j}} x_j + \sqrt{\beta_j g_{m,j}} (h_{b,j} x_{m,j}) e_j(t) + \sum_{j'=1, j' \neq j}^J \sqrt{h_{m,j'}} x_{j'} + \varpi_{m,j}, \quad (2)$$

where the first segment in (1) and (2) is the received signal from C_j , the second segment is the reflected signal from D_j , the third segment represents the inter-cell interference, and the fourth segment denotes the noise with variance σ^2 . The term $g_{n,j}$ and $g_{m,j}$ represent the channels from D_j to U_n and U_m , respectively. Moreover, $h_{n,j'}$ and $h_{m,j'}$ are the channel gains at U_n and U_m from $C_{j'}$. Here we assume that assume that U_n experiment better channel conditions than U_m (i.e., $|h_{n,j}|^2 > |h_{m,j}|^2$). Based on (1) and (2), the signal-to-interference-plus-noise ratio (SINR) at U_n and U_m can be expressed as

$$\gamma_{n,j} = \frac{P_j \varphi_{n,j} (|h_{n,j}|^2 + \Theta_{n,j})}{P_j \varphi_{m,j} |h_{n,j}|^2 \alpha + I_{n,j'} + \sigma^2}, \quad (3)$$

$$\gamma_{m,j} = \frac{P_j \varphi_{m,j} (|h_{m,j}|^2 + \Theta_{m,j})}{P_j \varphi_{n,j} (|h_{m,j}|^2 + \Theta_{m,j}) + I_{m,j'} + \sigma^2}, \quad (4)$$

where $\Theta_{n,j} = \beta_j |h_{b,j}|^2 |g_{n,i}|^2$ and $\Theta_{m,j} = \beta_j |h_{b,j}|^2 |g_{m,i}|^2$ are the received signals from BD.¹ The term $I_{\kappa,j'} = |h_{\kappa,j'}|^2 \sum_{j'=1}^J P_{j'}$ is the inter-cell interference and α represents the imperfect successive interference cancellation (SIC) parameter which can be defined as $\alpha = \mathbb{E}[|x_{\kappa,j} - \tilde{x}_{\kappa,j}|^2]$, where $x_{\kappa,j} - \tilde{x}_{\kappa,j}$ is the difference between the original and the estimated signals. The objective of this work is to enhance the SE of the NOMA-BC while satisfy the QoS of all users. In particular, we simultaneously optimize P_j , $\varphi_{n,j}$, $\varphi_{m,j}$ and β_j in each cell under imperfect signal decoding. Mathematically, it can be formulated as

$$\max_{\varphi_j, P_j, \beta_j} \sum_{j=1}^J \{\log_2(1 + \gamma_{n,j}) + \log_2(1 + \gamma_{m,j})\} \quad (5)$$

$$\begin{aligned} \text{s.t. } Z1: & P_j \varphi_{n,j} (|h_{n,j}|^2 + \Theta_{n,j}) \geq (2^{R_{req}} - 1) \\ & (|h_{n,j}|^2 P_j \varphi_{m,j} \alpha + I_{n,j'} + \sigma^2), \forall j, \\ Z2: & P_j \varphi_{m,j} (|h_{m,j}|^2 + \Theta_{m,j}) \geq (2^{R_{req}} - 1) \\ & (P_j \varphi_{n,j} (|h_{m,j}|^2 + \Theta_{m,j}) + I_{m,j'} + \sigma^2), \forall j, \\ Z3: & P_j \varphi_{n,j} \leq P_j \varphi_{m,j}, \forall j, \\ Z4: & 0 \leq P_j \leq P_{tot}, \forall j, \\ Z5: & \varphi_{n,j} + \varphi_{m,j} \leq 1, \forall j, \\ Z6: & 0 \leq \beta_j \leq 1, \forall i, \forall j, \end{aligned}$$

where $\varphi_j = \{\varphi_{n,j}, \varphi_{m,j}\}$. The constraints Z1 and Z2 guarantee the minimum rate of U_n and U_m in C_j , where R_{req} is the minimum rate threshold. The transmit power of C_j is controlled by Z3 and Z5, where P_{tot} shows the total power budget of C_j . Moreover, constraint Z4 controls the power of C_j while Z6 limits the RC of D_j .

III. SPECTRAL EFFICIENCY OPTIMIZATION

We can observe that problem (5) is coupled on variable φ_j, P_j, β_j . It makes this optimization problem non-convex and very hard to obtain the global optimal solution. Thus, (5) is divided into two subproblems and then we exploit the dual theory to get a sub-optimal yet efficient solution. For a given RC of D_j in C_j , the subproblem of power allocation to maximize the system SE can be stated as

$$\begin{aligned} \max_{\varphi_j, P_j} & \sum_{j=1}^J \{\log_2(1 + \gamma_{n,j}) + \log_2(1 + \gamma_{m,j})\} \\ \text{s.t. } & (Z1) - (Z5), \end{aligned} \quad (6)$$

where $\gamma_{n,j}$ can also be written as

$$\gamma_{n,j} = \frac{P_j \varphi_{n,j} F_{n,j}}{P_j \varphi_{m,j} H_{n,j} + Q_{n,j}}, \quad (7)$$

with $F_{n,j} = |h_{n,j}|^2 + G_{n,j}$, $H_{n,j} = |h_{n,j}|^2 \alpha$, $Q_{n,j} = I_{n,j'} + \sigma^2$. Accordingly, $\gamma_{m,j}$ can be stated as

$$\gamma_{m,j} = \frac{P_j \varphi_{m,j} F_{m,j}}{P_j \varphi_{n,j} H_{m,j} + Q_{m,j}}, \quad (8)$$

¹The inter-cell interference due to BC is almost negligible because of short-range transmission; thus, we can safely ignore it in our proposed framework.

$$A = P_j^2(-F_{n,j}F_{m,j}H_{m,j}(1 + \Lambda_{n,j})(Q_{n,j} + H_{n,j}P_j) + F_{n,j}H_{m,j}^2(1 + \Lambda_{n,j})(Q_{n,j} + H_{n,j}P_j) + F_{n,j}F_{m,j}H_{n,j}(1 + \Lambda_{m,j})(Q_{m,j} + H_{m,j}P_j) - F_{m,j}H_{n,j}^2(1 + \Lambda_{m,j})(Q_{m,j} + H_{m,j}P_j)), \quad (13)$$

$$B = P_j(Q_{n,j} + H_{n,j}P_j)(-F_{n,j}Q_{m,j}(-2H_{m,j}(1 + \Lambda_{n,j}) + F_{m,j}(2 + \Lambda_{m,j})) + F_{n,j}F_{m,j}H_{m,j}(\Lambda_{n,j} - \Lambda_{m,j})P_j + 2F_{m,j}H_{n,j}(1 + \Lambda_{m,j})(Q_{m,j} + H_{m,j}P_j)) \quad (14)$$

$$S = (Q_{n,j} + H_{n,j}P_j)(F_{n,j}Q_{m,j}^2(1 + \Lambda_{n,j}) + F_{m,j}(-Q_{n,j}(1 + \Lambda_{m,j})(Q_{m,j} + H_{m,j}P_j) + P_j(F_{n,j}Q_{m,j}(1 + \Lambda_{n,j}) - H_{n,j}(1 + \Lambda_{n,j})(Q_{m,j} + H_{m,j}P_j)))) \quad (15)$$

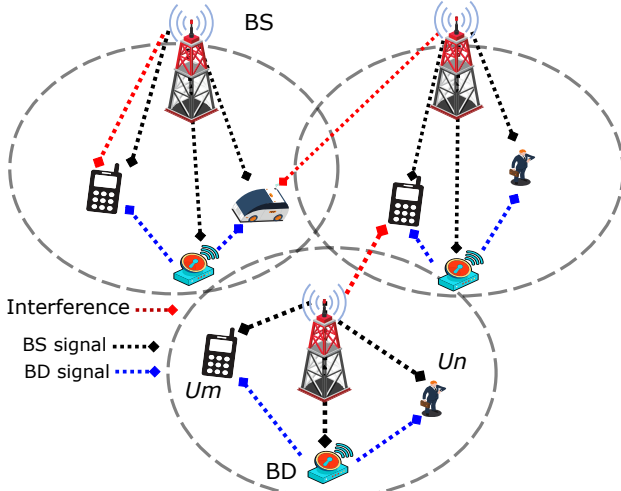


Fig. 1: System model

with $F_{m,j} = |h_{m,j}|^2 + G_{m,j}$, $H_{m,j} = |h_{m,j}|^2 + G_{m,j}$, and $Q_{m,j} = I_{m,j'} + \sigma^2$. In the following, we prove that the $\log_2(1 + \gamma_{n,j}) + \log_2(1 + \gamma_{m,j})$ in (6) is concave with respect to φ_j and P_j . The dual problem is defined as $\min_{\Lambda_j, \Pi_j \geq 0} D(\Lambda_j, \Pi_j)$, where $\Lambda_j = \{\Lambda_{n,j}, \Lambda_{m,j}\}$ and $\Pi_j = \{\Pi_{1,j}, \Pi_{2,j}\}$ represent the dual variables. Next we express the dual function as

$$D(\Lambda_j, \Pi_j) = \max_{\varphi_j, P_j, \Lambda_j, \Pi_j \geq 0} L(\varphi_j, P_j, \Lambda_j, \Pi_j), \quad (9)$$

where $L(\varphi_j, P_j, \Lambda_j, \Pi_j)$ is called the Lagrangian function,

$$L(\varphi_j, P_j, \Lambda_j, \Pi_j) = \sum_{j=1}^J \{ \log_2(1 + \gamma_{n,j}) + \log_2(1 + \gamma_{m,j}) \} + \Lambda_{n,j}(P_j\varphi_{n,j}F_{n,j} - (2^{R_{req}} - 1)P_j\varphi_{m,j}H_{n,j} + Q_{n,j}) + \Lambda_{m,j}(P_j\varphi_{m,j}F_{m,j} - (2^{R_{req}} - 1)(P_j\varphi_{n,j}H_{m,j} + Q_{m,j})) + \Pi_{1,j}(P_{tot} - P_j) + \Pi_{2,j}(1 - \varphi_{n,j} - \varphi_{m,j}). \quad (10)$$

By adopting the KKT conditions and deriving (10) with respect to $\varphi_{n,j}$, the power allocation coefficient can be calculated as

$$\varphi_{n,j}^* = \left(\frac{-A \pm \sqrt{A^2 - 4BS}}{2B} \right)^+, \quad (11)$$

$$\varphi_{m,j}^* = 1 - \varphi_{n,j}^*, \quad (12)$$

where $(\cdot)^+ = \max(0, \cdot)$. The values of A, B, S are stated in (13)–(15) on the top of this page. Next we calculate the efficient P_j in C_j through deriving (10) as

$$\phi_1 + \phi_2 P_j + \phi_3 P_j^2 + \phi_4 P_j^3 + \phi_5 P_j^4 = 0, \quad (16)$$

where the values of $\phi_1, \phi_2, \phi_3, \phi_4, \phi_5$ are stated in (17)–(21). We can see that (16) is order four polynomial which can be efficiently solved through polynomial solver. With $\varphi_{n,j}^*, \varphi_{m,j}^*$ and P_j^* , the problem (9) can be updated as

$$\max_{(\varphi_j^*, P_j^*)} \sum_{j=1}^J \left\{ \log_2 \left(1 + \frac{P_j^* \varphi_{n,j}^* F_{n,j}}{P_j^* \varphi_{m,j}^* H_{n,j} + Q_{n,j}} \right) + \log_2 \left(1 + \frac{P_j^* \varphi_{m,j}^* F_{m,j}}{P_j^* \varphi_{n,j}^* H_{m,j} + Q_{m,j}} \right) \right\} \quad (22)$$

s.t. $\Lambda_j, \Pi_j \geq 0$

We calculate and iteratively update the Lagrangian variables as

$$\Lambda_{n,j}(t+1) = \Lambda_{n,j}(t) + \xi(t)(P_j^* \varphi_{n,j}^* F_{n,j} - (2^{R_{req}} - 1)P_j^* \varphi_{m,j}^* H_{n,j} + Q_{n,j}), \forall j, \quad (23)$$

$$\Lambda_{m,j}(t+1) = \Lambda_{m,j}(t) + \xi(t)(P_j^* \varphi_{m,j}^* F_{m,j} - (2^{R_{req}} - 1)(P_j^* \varphi_{n,j}^* H_{m,j} + Q_{m,j})), \forall j, \quad (24)$$

$$\Pi_{1,j}(t+1) = \Pi_{1,j}(t) + \xi(t)(1 - (\varphi_{n,j}^* + \varphi_{m,j}^*)), \forall j, \quad (25)$$

$$\Pi_{2,j}(t+1) = \Pi_{2,j}(t) + \xi(t)(P_{tot} - P_j^*), \forall j, \quad (26)$$

where ξ represents nonnegative step size. Equation (23)–(26) will iteratively updated until convergence criterion is satisfied.

Next we calculate the RC of D_i in each cell. For the given $P_s, \varphi_{n,j}, \varphi_{m,j}$, the optimization problem (5) can be reformulated as

$$\max_{\beta_j} \sum_{j=1}^J \{ \log_2(1 + \gamma_{n,j}) + \log_2(1 + \gamma_{m,j}) \} \quad (27)$$

s.t. (Z1), (Z2), (Z6),

where $\gamma_{n,j}$ and $\gamma_{m,j}$ can be rewritten as $\gamma_{n,j} = (E_{n,j} + T_{n,j})/V_{n,j}$ with $E_{n,j} = P_j \varphi_{n,j}^* |h_{n,j}|^2, T_{n,j} = P_j \varphi_{n,j}^* G_{n,j}, V_{n,j} = P_j \varphi_{m,j}^* |h_{n,j}|^2 \alpha + I_{n,j'} + \sigma^2$, and $\gamma_{m,j} = (E_{m,j} + T_{m,j})/(V_{m,j} + \eta_{m,j})$ with $E_{m,j} = P_j \varphi_{m,j}^* |h_{m,j}|^2, T_{m,j} = P_j \varphi_{m,j}^* G_{m,j}, V_{m,j} = P_j \varphi_{n,j}^* |h_{m,j}|^2 + I_{m,j'} + \sigma^2, \eta_{m,j} = P_j \varphi_{n,j}^* G_{m,j}$. Again, $\log_2(1 + \gamma_{n,j}) + \log_2(1 + \gamma_{m,j})$ in (27) is concave with

$$\phi_1 = Q_{n,j}Q_{m,j}(-F_{m,j}Q_{n,j}(-1 + \varphi_{n,j}))(1 + \Lambda_{m,j}) + Q_{m,j}(F_{n,j}\varphi_{n,j}(1 + \Lambda_{n,j}) - Q_{n,j}\Pi_{1,j}), \quad (17)$$

$$\phi_2 = Q_{n,j}Q_{m,j}(2(H_{n,j}Q_{m,j}(-1 + \varphi_{n,j}) - H_{m,j}Q_{n,j}\varphi_{n,j})\Pi_{1,j} + F_{m,j}(-1 + \varphi_{n,j})(2H_{n,j}(-1 + \varphi_{n,j})(1 + \Lambda_{m,j}) - F_{n,j}\varphi_{n,j}(2 + \Lambda_{n,j} + \Lambda_{m,j}) + Q_{n,j}\Pi_{1,j}) + F_{n,j}\varphi_{n,j}(2H_{m,j}\varphi_{n,j}(1 + \Lambda_{n,j}) - Q_{m,j}\Pi_{1,j})), \quad (18)$$

$$\phi_3 = -(H_{n,j}^2Q_{m,j}^2(-1 + \varphi_{n,j})^2 - 4H_{n,j}H_{m,j}Q_{n,j}Q_{m,j}(-1 + \varphi_{n,j})\varphi_{n,j} + H_{m,j}^2Q_{n,j}^2\varphi_{n,j}^2)\Pi_{1,j} + F_{n,j}\varphi_{n,j}(H_{m,j}^2Q_{n,j}\varphi_{n,j}^2(1 + \Lambda_{n,j}) + H_{n,j}Q_{m,j}^2(-1 + \varphi_{n,j})\Pi_{1,j} - 2H_{m,j}Q_{n,j}Q_{m,j}\varphi_{n,j}\Pi_{1,j}) - F_{m,j}(-1 + \varphi_{n,j})(H_{n,j}^2Q_{m,j}(-1 + \varphi_{n,j})^2(1 + \Lambda_{m,j}) - H_{n,j}Q_{m,j}(-1 + \varphi_{n,j})(F_{n,j}\varphi_{n,j}(1 + \Lambda_{m,j}) - 2Q_{n,j}\Pi_{1,j}) - Q_{n,j}\varphi_{n,j}(H_{m,j}Q_{n,j}\Pi_{1,j} + F_{n,j}(-H_{m,j}\varphi_{n,j}(1 + \Lambda_{n,j}) + Q_{m,j}\Pi_{1,j}))), \quad (19)$$

$$\phi_4 = (H_{m,j}\varphi_{n,j}(-2H_{n,j}^2Q_{m,j}(-1 + \varphi_{n,j})^2 + 2H_{n,j}(H_{m,j}Q_{n,j} + F_{n,j}Q_{m,j})(-1 + \varphi_{n,j})\varphi_{n,j} - F_{n,j}H_{m,j}Q_{n,j}\varphi_{n,j}^2) + F_{m,j}(-1 + \varphi_{n,j})(H_{n,j}^2Q_{m,j}(-1 + \varphi_{n,j})^2 - H_{n,j}(2H_{m,j}Q_{n,j} + F_{n,j}Q_{m,j})(-1 + \varphi_{n,j})\varphi_{n,j} + F_{n,j}H_{m,j}Q_{n,j}\varphi_{n,j}^2))\Pi_{1,j}, \quad (20)$$

$$\phi_5 = -H_{n,j}H_{m,j}(-1 + \varphi_{n,j})\varphi_{n,j}(H_{n,j}(-1 + \varphi_{n,j}) - F_{n,j}\varphi_{n,j})(F_{m,j} - F_{m,j}\varphi_{n,j} + H_{m,j}\varphi_{n,j})\Pi_{1,j}. \quad (21)$$

Algorithm 1: Framework of optimizing (6) and (27)

Initialize: we first initialize all the system parameters

Step 1: calculate $\varphi_{n,j}$, $\varphi_{m,j}$, and P_j for the given β_j

while not converge do

for $j = 1 : J$, $n = 1 : I$, $m = 1 : J$ **do**

 Compute $\varphi_{n,j}$ and $\varphi_{m,j}$ using (11) and (12)

 Compute P_j by (16)

 Iteratively update (23)–(26)

end

end

Step 2: Now with $\Lambda_{i,k}^*$, $\Lambda_{i,k}^*$, P_k^* in (27), we compute

β_j

for $j = 1 : J$ **do**

 Calculate β_j using Equation (28)

end

Return $\varphi_{n,j}^*$, $\varphi_{m,j}^*$, P_j^* , β_j^*

respect to $\beta_{i,j}$. To obtain the efficient solution, we employ the KKT conditions, where the closed-form expression of β_j is derived as

$$\beta_j^* = \left(\frac{(2^{R_{req}} - 1) - E_{n,j}}{T_{n,j}} \right), \quad (28)$$

Now using the alternate optimization, we first calculate the value of transmit power by fixing RC at BD. Then, for a given value of the power, we calculate RC at BD. The framework of optimizing the two sub-problems is also presented in Algorithm 1.

IV. RESULTS AND DISCUSSION

In this section, we provide the numerical results based on Monte Carlo simulations. We compare the proposed NOMA-BC scheme and the benchmark NOMA scheme with no backscattering (NOMA-NB). Unless mentioned otherwise, the simulation parameters are: the wireless channels undergo Rayleigh fading, the power of BS is $P_{tot} = 30$ dBm, the number of cells is $J = 5$, the RC of a D_j is $0 \leq \beta_j \leq 1$,

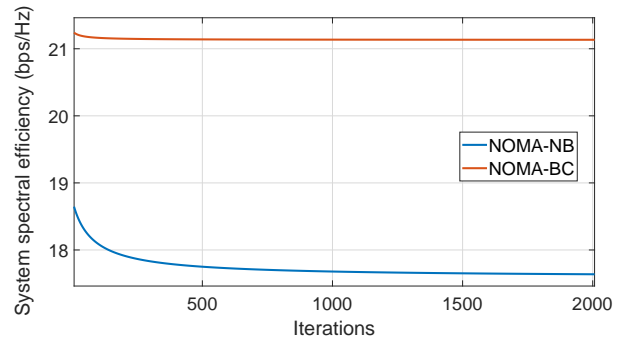


Fig. 2: Number of iteration versus total SE of NOMA-BC and NOMA-NB schemes, where $P_{tot} = 30$ dBm.

the path-loss exponent is 3, the parameter of imperfect signal decoding varies from 0.1 to 1, and $\sigma^2 = 0.1$. Moreover we consider two NOMA users and one BD in each cell for simplicity.

Fig. 2 shows the convergence of the proposed NOMA-BC scheme provided in Section III and the benchmark NOMA-NB scheme with efficient power allocation. We plot the system SE against the number of iterations. It can be seen that both schemes converge within limited iterations. It is worth-mentioning here to discuss the complexity which can be computed based on the number of iterations. Specifically, the complexity of the proposed scheme in each iteration is calculated as $\mathcal{O}\{2J\}$. If the total number of iterations is T , then, the total complexity can be expressed as $\mathcal{O}\{T2J\}$.

Next, we plot and discuss the impact of signal decoding errors on the performance of the system. Fig. 3 depicts the SE of the system versus varying values of α for the different numbers of cells in the system. In both cases, we can see that NOMA-BC scheme performs better than the conventional NOMA-NB scheme. Moreover, both schemes perform well for the small values of α . However, an increase in α decreases the total SE of both schemes. The increase in α reduces users' signal decoding capability, resulting in interference to

V. CONCLUSIONS

The combination of BC and NOMA is expected to support massive connection of low-powered wireless devices in B5G. This paper has provided a new optimization approach to enhance the SE of NOMA-BC network under imperfect signal decoding. More specifically, the power allocation of BS and RC of BD are simultaneously optimized in each cell under various practical constraints. The original problem of SE maximization has been divided into two subproblems first. Then, efficient solutions have been carried through the decomposition method and KKT conditions. Simulation results have confirmed the superiority of the proposed NOMA-BC compared to the benchmark NOMA framework. In future, we plan to extend this work to a multi-carrier communications. In such a case, the system performance can be further improved by optimizing user association and subcarrier assignment.

REFERENCES

- [1] M. Giordani *et al.*, "Toward 6G networks: Use cases and technologies," *IEEE Commun. Mag.*, vol. 58, no. 3, pp. 55–61, Mar. 2020.
- [2] W. U. Khan *et al.*, "Joint spectrum and energy optimization of NOMA-enabled small-cell networks with QoS guarantee," *IEEE Trans. Vehic. Technol.*, vol. 70, no. 8, pp. 8337–8342, Aug. 2021.
- [3] F. Jameel *et al.*, "NOMA-enabled backscatter communications: Toward battery-free IoT networks," *IEEE Internet of Things Mag.*, vol. 3, no. 4, pp. 95–101, Dec. 2020.
- [4] X. Li *et al.*, "Physical layer security of cognitive ambient backscatter communications for green Internet-of-things," *IEEE Trans. Green Commun. Netw.*, vol. 5, no. 3, pp. 1066–1076, Sept. 2021.
- [5] W. Chen, H. Ding, S. Wang, D. B. da Costa, F. Gong, and P. H. J. Nardelli, "Backscatter cooperation in noma communications systems," *IEEE Transactions on Wireless Communications*, vol. 20, no. 6, pp. 3458–3474, 2021.
- [6] A. W. Nazar, S. A. Hassan, H. Jung, A. Mahmood, and M. Gidlund, "BER analysis of a backscatter communication system with non-orthogonal multiple access," *IEEE Transactions on Green Communications and Networking*, vol. 5, no. 2, pp. 574–586, 2021.
- [7] X. Li, M. Zhao, Y. Liu, L. Li, Z. Ding, and A. Nallanathan, "Secrecy analysis of ambient backscatter NOMA systems under I/Q imbalance," *IEEE Transactions on Vehicular Technology*, vol. 69, no. 10, pp. 12 286–12 290, 2020.
- [8] Q. Zhang, L. Zhang, Y.-C. Liang, and P.-Y. Kam, "Backscatter-NOMA: A symbiotic system of cellular and Internet-of-Things networks," *IEEE Access*, vol. 7, pp. 20 000–20 013, 2019.
- [9] W. U. Khan *et al.*, "Backscatter-enabled NOMA for future 6G systems: A new optimization framework under imperfect SIC," *IEEE Commun. Lett.*, vol. 25, no. 5, pp. 1669–1672, May 2021.
- [10] G. Yang *et al.*, "Resource allocation in NOMA-enhanced backscatter communication networks for wireless powered IoT," *IEEE Wireless Commun. Lett.*, vol. 9, no. 1, pp. 117–120, Jan. 2020.
- [11] W. Chen *et al.*, "Ambient backscatter communications over NOMA downlink channels," *China Commun.*, vol. 17, no. 6, pp. 80–100, June 2020.
- [12] Y. Xu *et al.*, "Energy efficiency maximization in NOMA enabled backscatter communications with QoS guarantee," *IEEE Wireless Commun. Lett.*, vol. 10, no. 2, pp. 353–357, Feb. 2021.
- [13] W. U. Khan *et al.*, "Backscatter-enabled efficient V2X communication with non-orthogonal multiple access," *IEEE Trans. Vehic. Technol.*, vol. 70, no. 2, pp. 1724–1735, Feb. 2021.
- [14] S. Khairy *et al.*, "Data-driven random access optimization in multi-cell IoT networks with NOMA," *arXiv preprint arXiv:2101.00464*, 2021.
- [15] M. R. Zamani *et al.*, "Energy-efficient power allocation for NOMA with imperfect CSI," *IEEE Transactions on Vehicular Technology*, vol. 68, no. 1, pp. 1009–1013, Jan. 2019.

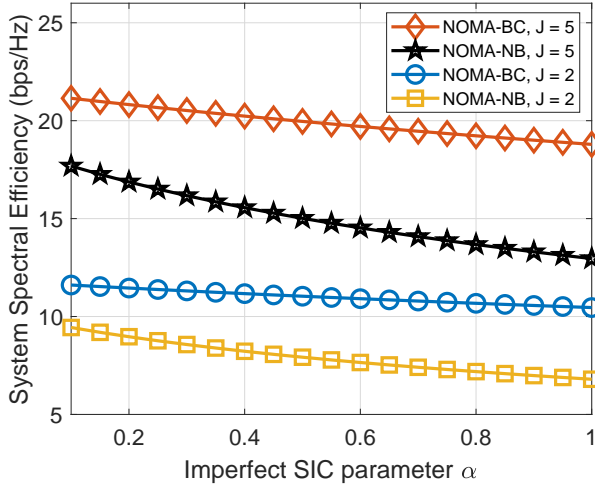


Fig. 3: The effect of increasing α on the SE with different J values with $P_{tot} = 30$ dBm and $R_{req} = 0.5$ bps/Hz.

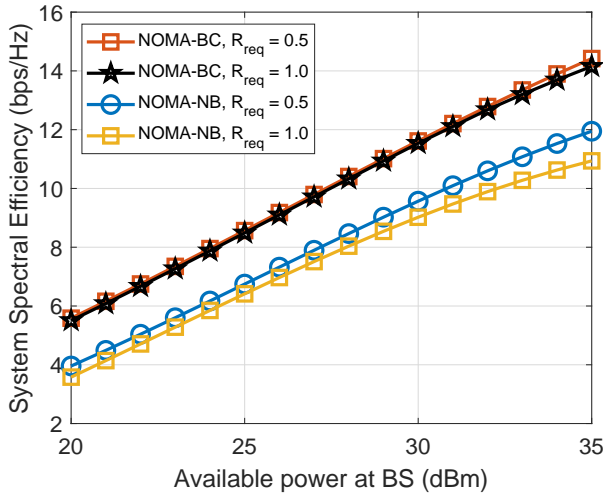


Fig. 4: The impact of P_{tot} on the SE of multi-cell network with different R_{req} , $J = 2$, $\alpha = 0.5$.

the system.

Fig. 4 shows the impact of the total power on the system performance by plotting the system SE against P_{tot} , where $J = 2$ and the minimum required rate is set as $R_{req} = 0.5$ and $R_{req} = 1.0$ bps/Hz. It is evident that the increase in P_{tot} enhances the total SE because more transmit power becomes available for transmission. Moreover, this plot also show the effect of R_{req} on the overall system performance. The increase in R_{req} results in reduced SE because more resources are required to meet the high R_{req} of users. It is evident that the proposed NOMA-BC scheme provides better performance than the NOMA-NB scheme. This is because, in the proposed scheme, users also benefit from the additional gain of BC along with the optimization of all other resources.