

# Recursive Feasibility Guided Optimal Parameter Adaptation of Differential Convex Optimization Policies for Safety-Critical Systems

Hardik Parwana<sup>1</sup> and Dimitra Panagou<sup>2</sup>

*NOTE: This paper has been submitted for review at a conference*

**Abstract**—Quadratic programs (QPs) that enforce control barrier functions (CBFs) have become popular for safety-critical control synthesis, in part due to their ease of implementation and constraint specification. The construction of valid CBFs, however, is not straightforward, and for arbitrarily chosen parameters of the QP, the system trajectories may enter states at which the QP either eventually becomes infeasible, or may not achieve desired performance. In this work, we pose the control synthesis problem as a differential policy whose parameters are optimized for performance over a time horizon at high level, thus resulting in a bi-level optimization routine. In the absence of knowledge of the set of feasible parameters, we develop a Recursive Feasibility Guided Gradient Descent approach for updating the parameters of QP so that the new solution performs at least as well as previous solution. By considering the dynamical system as a directed graph over time, this work presents a novel way of optimizing performance of a QP controller over a time horizon for multiple CBFs by (1) using the gradient of its solution with respect to its parameters by employing sensitivity analysis, and (2) backpropagating these as well as system dynamics gradients to update parameters while maintaining feasibility of QPs.

## I. INTRODUCTION

Autonomous systems are expected to perform in a constrained environment and complete their tasks. The decision making is usually broken down into stability and safety objectives which can be accounted for in an optimal control formulation. Techniques exist to solve these problems, but the curse of dimensionality for Hamilton-Jacobi based methods[6] or computational complexity of nonlinear optimization for Model Predictive Control type of approaches have been the bottleneck for their use in real-time implementations. As such, state feedback controllers that depend only on the current state have prevailed, and control Lyapunov (CLFs) functions and control barrier functions (CBFs)[4][3] are two popular methods to encode stability and safety in the system. Quadratic Programs (QPs) have particularly gained attention to find control inputs for dynamical systems that respect CLF and CBF constraints.

Extensive work has been done on barrier functions to derive sufficient conditions for safety by satisfying Nagumo's theorem[9] on the boundary of the safe set. Utilizing the dynamics of system, CBFs restrict the rate of change of the state constraints by a parametric function of the constraint that satisfies certain properties[4]. However, most of the

work focuses on a single barrier constraint and it is not straightforward to extend these results to multiple barrier functions as it is not guaranteed that the system trajectory will reach states that will maintain feasibility of QP. This is a direct consequence of poorly chosen parameters, as well as the *myopic* nature of state feedback controllers. Moreover, as noted in [12], these myopic controllers may also give non-optimal solutions in long term, thus achieving sub-par performance.

Note that there exist methods to combine all barriers into a single barrier function[14], [17], [16]. However, we argue that combination of barriers is usually not so intuitive to tune for, especially when they represent different physical quantities such as position and angles whose domain and rates of change have different scales with respect to each other.

This work addresses two issues. First, we start with parameterized QPs as policies that need to be optimized. The sensitivity analysis of QPs is exploited to extract gradients of the control input with respect to its parameters. Then we consider performance over a time horizon as the criterion for adapting the parameters in presence of multiple conflicting constraints. The performance here is defined in terms of an objective function for the horizon that needs to be maximized. Therefore, this adaptation explicitly creates a link between state feedback controllers and their long term behavior. The resulting process is realized as a directed graph whose nodes represent states and inputs, and edges represent differential mappings. Parameter update is achieved by backpropagating gradients through the graph and applying constrained Gradient Descent(GD) to improve performance. This is the first time to best of authors' knowledge that sensitivity analysis is applied to treat QP based safety-critical control design as differentiable policy layer that is improved over a time horizon by rolling out trajectory to future.

Second, the potential infeasibility of QPs at some point in future, which we call lack of recursive feasibility motivated by MPC literature, is addressed by changing parameters in direction that reduces the infeasibility margin of the constraints in QP that fail to be satisfied. Note that feasibility may be lost even in absence of control input bounds as there might not exist a control input that can satisfy all constraints simultaneously at that state.

Differentiating through conic optimization problems has been studied in several works[1][7] that provide conditions under which the solution is differentiable. These are based on taking matrix differentials of Karush-Kuhn-

<sup>1</sup>Hardik Parwana is with Robotics Institute, University of Michigan, Ann Arbor, MI 48109, USA [hardiksp@umich.edu](mailto:hardiksp@umich.edu)

<sup>2</sup>Dimitra Panagou with the Department of Aerospace Engineering and Robotics Institute, University of Michigan, Ann Arbor, MI 48109, USA [dpanagou@umich.edu](mailto:dpanagou@umich.edu)

Tucker(KKT)[10] conditions of the optimization problem at its solutions. The idea to use optimization problems as differentiable layers has been realized in several machine learning works[5] recently where instead of using standard units like ReLU as activation functions of neurons in neural networks(NNs), QPs are used to enable richer interactions between NN layers and encode any additional constraints. However, using them as a differentiable unit along with dynamical systems has not been explored yet.

Compared to the above literature, this paper considers an additional issue that the optimization problem may be infeasible for some states and parameter values. Therefore unlike the non-optimization based models, an output may not even exist. However, the advantage is that just having a valid output ensures safety of the system which is unlike other policies, such as standard neural networks, where safety constraint is on output of policy. This fundamental distinction between them leads us to develop a gradient descent variation suited to QPs based on Sequential Quadratic Programming(SQP) and Feasible SQP[18] literature. Earlier relevant work has appeared in [19] where the proposed approach does update parameters of QP but perform an offline analysis to construct a set approximation of all feasible parameters. In our approach, such a set is not constructed as it might be expensive and dependent on reference trajectories. [19] also does not use policy gradients similar to our approach. We define a performance objective that represents the desired behaviour over a time horizon. We then present Recursive Feasibility Guided Gradient Descent for updating parameters of optimization problem to (1) ensure that the new parameters achieve better high level performance than previous parameters if both are feasible over the same time horizon, or (2) if a choice of parameter becomes infeasible at some point in time, then the updated parameters will be feasible for longer period of time.

## II. PRELIMINARIES

### A. Notations

We denote the set of real numbers as  $\mathbb{R}$  and the non-negative real numbers as  $\mathbb{R}^+$ . Given  $x \in \mathbb{R}$  and  $y \in \mathbb{R}^n$ ,  $|x|$  denotes the absolute value of  $x$  and  $\|y\|$  denotes the  $L_2$  norm of  $y$ .  $\langle a, b \rangle = a^T b$  represents the inner product between  $a, b \in \mathbb{R}^n$ . The interior, boundary, and closure of a set  $\mathcal{C}$  is denoted by  $\text{Int}(\mathcal{C})$ ,  $\partial\mathcal{C}$ , and  $\text{Cl}(\mathcal{C})$ . A continuous function  $\alpha : [0, a) \rightarrow [0, \infty)$  is a class  $\mathcal{K}$  function if it is strictly increasing and  $\alpha(0) = 0$ . Furthermore, if  $a = \infty$  and  $\lim_{r \rightarrow \infty} \alpha(r) = \infty$ , then it is called class- $\mathcal{K}_\infty$ . Both  $\frac{\partial}{\partial x}$  and  $\nabla_x$  denote gradient and will be used interchangeably depending on the complexity of expressions for easy understanding.

### B. System Description

Consider a control affine nonlinear dynamical system with state  $x \in \mathcal{X} \subset \mathbb{R}^n$ , control input  $u \in \mathcal{U} \subset \mathbb{R}^m$  given in discrete time as

$$x_{t+1} = f(x_t) + g(x_t)u_t \quad (1)$$

where  $f(x) : \mathcal{X} \rightarrow \mathbb{R}^n, g(x) : \mathcal{U} \rightarrow \mathbb{R}^m$  are Lipschitz continuous and  $t$  is the time index. The safety of the system is specified in terms of, possibly time varying but intersecting, safety sets  $\mathcal{S}_i(t), i \in 1, 2, \dots, N$  that encode the allowable states of the system and are defined as 0-superlevel set of a smooth function  $h : \mathcal{X} \times \mathbb{R}^+ \rightarrow \mathbb{R}$  as follows

$$\mathcal{S}_i(t) \triangleq \{x \in \mathcal{X} : h_i(t, x) \geq 0\} \quad (2)$$

$$\partial\mathcal{S}_i(t) \triangleq \{x \in \mathcal{X} : h_i(t, x) = 0\} \quad (3)$$

$$\text{Int}(\mathcal{S}_i(t)) \triangleq \{x \in \mathcal{X} : h_i(t, x) > 0\} \quad (4)$$

The set  $\mathcal{S}_i(t)$  is forward invariant if and only if  $\dot{h}_i(t, x) \geq 0 \forall x \in \partial\mathcal{S}_i(t)$ [9] in continuous-time systems. With slight abuse of notation, we will use  $\mathcal{S} = \cap \mathcal{S}_i$ . If  $h$  is a zeroing-barrier function for a class  $\mathcal{K}_\infty$  function  $\alpha \in \mathbb{R}^+$ , then the following condition in discrete-time on  $h$ , called CBF condition, is sufficient for the invariance of the set  $\mathcal{C}$ :

$$h_i(t+1, x_{t+1}) - h_i(t, x_t) \geq \alpha(h_i(t, x_t)) \quad (5)$$

For simplicity, we will be using  $\alpha(x) = x$  in remainder of paper but any other parametric function can also be used.

**Problem 1.** Given the dynamical system (1) and initial state  $x_0 \in \mathcal{S}(0)$ , design a controller  $u(x, t)$  such that for all time  $t > 0$ , the closed loop trajectory satisfies  $x(t) \in \mathcal{S}(t)$  and  $\|x_t - x_t^d\| \rightarrow 0$  as  $t \rightarrow \infty$ .

In order to achieve this objective, the following CBF-CLF-QP based approach, which we shall refer to as policy  $\pi_{QP}(x_t; \alpha_0, \alpha_1, \dots, \alpha_N)$ , is commonly used:

$$\min_u \quad J(u) = (u - u_d)^T P(u - u_d) + Q\delta^2 \quad (6a)$$

$$\text{s.t.} \quad V(t+1, x_{t+1}) \leq (1 - \alpha_0)V(t, x) + \delta \quad (6b)$$

$$h_i(t+1, x_{t+1}) \geq (1 - \alpha_j)h_i(t, x_t) \quad \forall j \in \{1, 2, \dots, N\} \quad (6c)$$

Here  $u_d$  and  $\alpha_i, i \in 0, 1, \dots, N$  are parameters of the policy,  $V(x)$  is a given Lyapunov function, and  $\delta$  is slack variable used to relax CLF condition. In the subsequent, we will refer to all parameters together in a vector  $\theta = [u_d, \alpha_0, \dots, \alpha_N]^T$ .

**Remark 1.** Refer to [2],[11] for a thorough discussion of discrete time control Lyapunov functions and control barrier functions and their variants. We use a simple extension of their work to time varying barrier functions that ensures constraint satisfaction only at sampling times. Any other variation with stronger inter-sample guarantees for both CLF and CBF may be used too.

**Example 1.** A follower modeled as a unicycle is supposed to follow a leader and maintain it within its FoV. The Lyapunov function is defined on desired radial distance only, while 3 barrier functions  $h_1, h_2, h_3$  encode minimum distance, maximum distance, and maximum angle w.r.t camera axis

constraints. A control policy can be synthesized as

$$\begin{aligned} \min \quad & u^T u + d\delta^2 \\ \text{s.t.} \quad & V(t+1, x_{t+1}) \leq -(1-k)V(t, x_t) + \delta \\ & \dot{h}_1(t+1, x_{t+1}) \geq (1-\alpha_1)h_1(t, x_t) \\ & \dot{h}_2(t+1, x_{t+1}) \geq (1-\alpha_2)h_2(t, x_t) \\ & \dot{h}_3(t+1, x_{t+1}) \geq (1-\alpha_3)h_3(t, x_t) \end{aligned} \quad (7)$$

Here,  $k, \alpha_1, \alpha_2, \alpha_3$  are parameters of the problem,  $\delta$  is a slack variable to relax stability constraint, and  $d$  is its corresponding weight in second term of objective.

Most implementations choose the parameters  $\theta$  based on manual tuning and assume that  $h_i$  is a valid CBF that can be satisfied at all states. However, this assumption is in general not true, and system trajectories may violate the above constraints even in presence of unbounded control inputs. Even when constraints do remain feasible, they may not allow desirable performance. Moreover, most works do not consider multiple constraints. The following example shows how even in simple scenarios, having multiple constraints can lead to infeasibility in future.

**Example 2.** Consider the motion of an autonomous car modeled as one-dimensional integrator system  $\dot{x} = u$ . Now consider a common road scenario in which the car is caught between two vehicles. The vehicle in front is moving slower than the vehicle at back and therefore the safe set, described as no collision zone between the vehicles is shrinking with time and vanishes in future. The objective is to stay safe for maximum possible time. Let the shrinking set be given by the constraint  $x \geq t$ , and  $x \leq 1 + ct$  where  $t$  is time and  $c < 1$  is a constant. We can encode these two constraints with two barrier functions  $h_1 = x - t$ ,  $h_2 = 1 + ct - x$  and solve the following optimization problem

$$\begin{aligned} \max \quad & u^T u \\ \text{s.t.} \quad & h_1(t+1, x_{t+1}) \geq (1-a)h_1(t, x_t) \\ & h_2(t+1, x_{t+1}) \geq (1-b)h_2(t, x_t) \end{aligned} \quad (8)$$

Here,  $a, b$  are parameters. Note that the safe set completely vanishes here eventually but the response of the system before that critical time is still relevant to real scenarios. The closed loop system for different values of parameter is simulated. Fig.1 shows the resulting trajectories and Fig.2 shows how time to infeasibility changes with parameter choice for two different set shrinkage rates  $c$ . Both figures are asymmetric w.r.t  $a, b$  which is a consequence of difference in rate of change of both constraints. Figs.1,2 also show why it is important to choose parameter proactively as a wrong parameter choice may lead to infeasibility and possible crash of the system.

### C. Differentiable Convex Programs

Finally for sake of completion, we mention this important result that allows us to differentiate solution of QPs with respect to its parameters. This validates our use of gradients

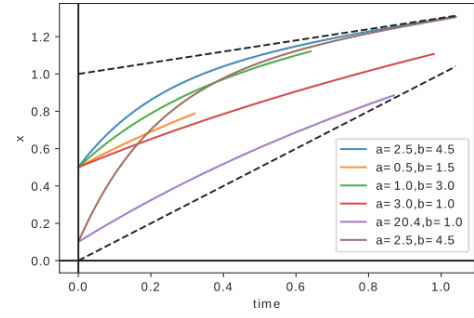


Fig. 1: Plot of trajectories for different values of parameter. Trajectories end at point of infeasibility

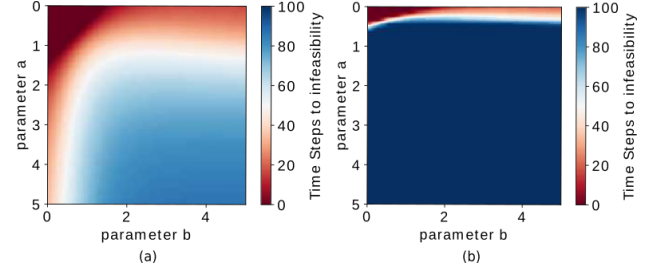


Fig. 2: Time to Infeasibility: X and Y axis represent parameter values for which trajectory is simulated. The color gradation represents the time after which problem becomes infeasible. A value of 100 implies it remains feasible for maximum possible time and value of 0 implies it is infeasible from the start. (i) $c=0.3$ , (ii) $c=0.7$  in Example 2.

in subsequent sections. We first make following assumptions concerning KKT conditions.

**Assumption 1.** (Strong Duality) Slater's condition holds for (6)

**Assumption 2.** Let  $e(u_t, x_t, \theta) \in \mathbb{R}^{N+1} \leq 0$  represent the vector of all inequality constraints in (6). The functions  $e_i$  and the objective  $J(\pi)$  are twice differentiable in  $u_t$ , and  $e(u_t, x_t, \theta), \nabla_u e(u_t, x_t, \theta)$  are continuously differentiable in  $(x_t, \theta)$ . Note that for QP,  $(x_t, \theta)$  are parameters and  $u_t$  is a variable. And this assumption would usually be satisfied for most systems of interest that have differential dynamics and a smooth objective function.

**Assumption 3.** Strict complementarity holds for (6) in KKT conditions.

**Remark 2.** Note that in many control problems, the solution of QP may lie exactly on the boundary of constraint inequalities and Assumptions 1,3 may not hold and gradient may be undefined. However even in these cases, relaxed KKT conditions[8] can be used to get gradient in the limiting case[15]. A more thorough analysis based on directional differential along a parameter trajectory may be possible even without relaxed KKT conditions but is out of scope of this paper. A simple way to ensure strict complementarity is to ensure that if  $u = u_d$  is feasible, it lies strictly inside all constraint boundaries.

**Lemma 1.** ([1],[7]Theorem3.1) If Assumptions 1,2, and 3 hold, then the QP solution is a locally single valued function around its solution  $u_t$  and thus is continuously differentiable in the neighborhood of  $(x_t, \theta)$ . (Refer to [7] for a more insightful condition).

### III. PROBLEM STATEMENT

A typical objective to be achieved over a time horizon is to maximize the summation of stage-wise cost, which we call the  $R$ , subject to constraints (5b,5c). This second optimization routine at the high-level is given as follows:

$$\begin{aligned} \max_{\theta} \quad & J(x, \theta) = \sum_t^T R(x_t, a_t) \\ \text{s.t.} \quad & u_t = \pi_{QP}(x_t; \theta) \\ & x_{t+1} = f(x_t) + g(x_t)u_t \end{aligned} \quad (9)$$

$R$  can encode desired stability and/or safety objectives. For example, it can be designed based on desired state and distance from safe set boundary.

The objective is to design an update rule for  $\theta$  without losing feasibility of QP over period of interest, i.e., ensuring that a trajectory exists in the same horizon for updated  $\theta$ . In the subsequent, we refer to *system* to describe evolution of system states for a given initial condition and a parameter value.

**Definition 1.** A parameter  $\theta$  is called feasible if starting at state  $x$  at  $t = \tau$ , a solution to QP exists  $\forall t \geq \tau$ .

**Definition 2.** A parameter  $\theta$  is called T-feasible at state  $x$  and time  $\tau$  if a solution to QP exists  $\forall t \leq \tau \leq t + T$  and no solution exists for  $\tau = T + 1$ .

In practice, it is sufficient to call a parameter feasible if the system remains feasible for the period of interest. Depending on whether we have feasibility or T-feasibility, we now specify two objectives to be solved in this paper:

**Objective 1.** Given a feasible  $\theta$  design an update rule  $\theta^+ = F(\theta)$  such that  $\theta^+$  is feasible and  $J(x_t, \theta^+) \geq J(x_t; \theta)$ .

**Objective 2.** Given a T-feasible  $\theta$  design an update rule  $\theta^+ = F(\theta)$  such that  $\theta^+$  is (T+1)-feasible.

### IV. METHODOLOGY

First, we design an update rule for improving performance of a feasible parameter. This is done with constrained gradient descent by computing gradient of the objective  $J(x, \theta)$  with respect to  $\theta$ , projecting it to the set of feasible directions, and then updating in the resulting direction with a learning rate  $\beta$ . Here, the set of feasible directions is computed such that a change in this direction will maintain feasibility of the QPs at all times (or upto a large horizon in practice). This is done in manner similar to Feasible Sequential Quadratic Programming(FSQP) where parameters are updated so that each iterate of gradient descent, not just the last one, is a feasible solution.

Second, we design a rule to update a T-feasible parameter to (T+1)-feasible parameter. This is done by first identifying

the constraint at T+1, say  $C_1(x_T) + C_2^T(x_T)u \geq 0$  for some real valued functions  $C_1, C_2$  and control input  $u$ , that needs to be relaxed the least of all other constraints so that the QP at T+1 becomes feasible. The ascent direction of this constraint is then computed as positive gradient direction of  $C_1(x_T)$  with respect to  $\theta$ . This direction is then projected to set of feasible directions of QPs from  $t=1$  to  $t=T$  and the resulting direction is used for update with learning rate  $\beta$ . The next two subsections discuss how we can compute gradients by backpropagating and then how we can use them in FSQP framework to update parameters.

#### A. Gradient through Backpropagation

The system can be seen as a graph(see Fig.3) with states, inputs, and dynamics function as nodes, and three types of edges: one representing input as a differentiable function of state, and others representing state as a differentiable function of previous state and input. The gradient of each edge can be obtained either from the system dynamics or through the sensitivity analysis of QP. Since the dynamics is deterministic and known, we can roll-out trajectory to future and compute the gradient of objective function. As an example, consider  $T = 2$ , then

$$\frac{\partial J(x_1, \theta)}{\partial \theta} = \frac{\partial R(x_1, u_1)}{\partial \theta} + \frac{\partial R(x_2, u_2)}{\partial \theta} \quad (10)$$

Here,

$$\frac{\partial R(x_1, u_1)}{\partial \theta} = \underbrace{\frac{\partial R_1}{\partial x_1}}_{\text{known}} \underbrace{\frac{\partial x_1}{\partial \theta}}_0 + \underbrace{\frac{\partial R_1}{\partial u_1}}_{\text{known}} \frac{\partial u_1}{\partial \theta} \quad (11)$$

where the last term  $\frac{\partial u_1}{\partial \theta}$  is the gradient of QP solution w.r.t the parameters which can be obtained using available libraries[13]. Similarly, we have

$$\frac{\partial R(x_2, u_2)}{\partial \theta} = \underbrace{\frac{\partial R_2}{\partial x_2}}_{\text{known}} \frac{\partial x_2}{\partial \theta} + \underbrace{\frac{\partial R_2}{\partial u_2}}_{\text{known}} \frac{\partial u_2}{\partial \theta} \quad (12)$$

Here  $x_2 = f(x_1) + g(x_1)u_1$  is a function of  $x_1, u_1$ . Therefore

$$\frac{\partial x_2}{\partial \theta} = \underbrace{\frac{\partial x_2}{\partial x_1}}_{\text{from dynamics } x_1} \underbrace{\frac{\partial x_1}{\partial \theta}}_{\text{constant}} + \underbrace{\frac{\partial x_2}{\partial u_1}}_{\text{from dynamics}} \frac{\partial u_1}{\partial \theta} \quad (13)$$

The last term is again obtained as gradient of QP solution w.r.t parameter  $\theta$ . For  $T > 2$ , all the gradients can be recursively computed in terms of initial state  $x_1$  and the parameter  $\theta$ . This recursive analysis is amenable to back-propagation type of derivative computation and can easily be implemented in libraries like pytorch and tensorflow that are capable of constructing computational graphs.

The gradient  $\frac{\partial J}{\partial \theta}$ , obtained through this backpropagation, is projected to set of feasible directions in the next section.

Note that this problem could also be solved if a  $T$  horizon MPC problem is formulated for control computation but the safety constraints will be nonlinear and the solution cannot be calculated in real-time with current computation power.

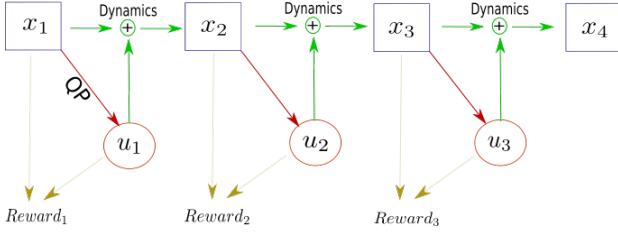


Fig. 3: Red edges represent QP optimization layer, green edges represent dynamics equations, and the brown edges represent the reward function which is designed by user.

### B. Recursive Feasibility Guided Gradient Descent(RFGGD)

We provide two different algorithms for the two objectives.

1) *Case 1:  $\theta_t$  is feasible:* In this case, we are only concerned with optimizing the high level objective  $J(x, \theta)$  while maintaining the feasibility. An unconstrained update with  $\theta_{t+1} = \theta_t - \beta \nabla_{\theta} J$  would not guarantee that the QP will be feasible for  $\theta_{t+1}$ . Also, when we update  $\theta$ , the resulting trajectory will be different from previous  $\theta$  over the time horizon and therefore we must design an update rule that guarantees a feasible trajectory. This requires us to consider variations in trajectory for all constraints across the horizon together. The variation in each of the inequality is considered in same manner as SQP and Feasible Sequential Quadratic Programming(FSQP)[18], which are methods that ensure each iterate of gradient descent results in a feasible solution. Below, similar to SQP, we show how to get feasible directions upto first-order approximations of current trajectory, but any FSQP result[18] can be used to augment this step to give feasibility guarantees in general.

The high level optimization (9) is a nonlinear optimization problem as the barrier and lyapunov constraints are not linear in state of the system along a horizon. Let  $e(u_t, x_t, \theta) \in \mathbb{R}^{N+1} \leq 0$  represent all inequality constraints at time  $t, t \in 1, 2, \dots, T$ . We then use first order approximation of the effect of changing parameter on this constraint by linearizing it about current solution  $x_t^*, u_t^*$ . The following is then enforced

$$e(u_t^*, x_t^*, \theta) + \langle \nabla_{\theta} e(u_t^*, x_t^*, \theta), d_{\theta} \rangle \geq 0 \quad (14)$$

where  $d_{\theta}$  is the perturbation in  $\theta$ . The objective is to find  $d_{\theta}$  that can satisfy the above equation. Here, the gradient is computed by backpropagation as  $x_t$  is also a variable that recursively depends on initial state  $x_1$  and  $\theta$ .

The linearized inequalities can be used to find feasible direction  $d_{\theta}$  by solving the following Quadratic Program

$$\begin{aligned} \max_{d_{\theta}} \quad & \langle \nabla_{\theta} J(x_1, \theta), d_{\theta} \rangle \\ & e(u_t, x_t, \theta) + \langle \nabla_{\theta} e(u_t, x_t, \theta), d_{\theta} \rangle \leq 0 \quad (15) \\ & \forall t \in 1, 2, \dots, T \end{aligned}$$

where the objective corresponds to maximizing the projection of ascent direction of the high level objective  $\nabla_{\theta} J(x_1, \theta)$  along the feasible direction  $d_{\theta}$  of parameter update. A solution to this problem always exists as  $d_{\theta} = 0$  satisfies the inequality(given that  $\theta$  is a feasible parameter). Once a

suitable direction has been found, parameters can be updated as follows

$$\theta_{t+1} = \theta_t - \beta d_{\theta} \quad (16)$$

Note again that this result guarantees feasibility maintenance only up to first order approximation. More precise methods with better guarantees from FSQP may be used here instead by following the same outlined steps.

2) *Case 2:  $\theta_t$  is  $T$ -feasible:* The objective here is to make the QP at  $T+1$  feasible. We first find the constraint at  $T+1$  that needs to be relaxed by the least amount to make the QP feasible. There are many ways to do so and a simple one would be to add slack variables to all constraints and find a feasible solution minimizing the sum of squares of slacks. The non-zero slack would then correspond to the limiting constraint, denoted as  $e_j(x_T, u_T, \theta) \geq 0$ , which cannot be satisfied with current  $\theta$ . Then we would like to update  $\theta$  so that  $e_j$  can be increased. Suppose  $e_j = C_1(x_T, \theta) + C_2^T(x_T, \theta)u_T$ , which is always the case for CBFs with control affine systems. Then we find the ascent direction  $d_j$  of  $C_1(x_T)$  so that  $e_j$  can potentially be raised to  $> 0$ . This is again done with backpropagation as  $x_T$  is recursively related to  $x_1$  and  $\theta$ . Now we project  $d_j$  to the set of feasible direction of  $\theta$  for QPs from  $t = 1$  to  $t = T$ , which is computed in same manner as before. The resultant direction for Eq.(16) can be computed with following QP

$$\begin{aligned} \max_{d_{\theta}} \quad & \langle d_j, d_{\theta} \rangle \\ & e(u_t, x_t, \theta) + \langle \nabla_{\theta} e(u_t, x_t, \theta), d_{\theta} \rangle \geq 0 \quad (17) \\ & \forall t \in 1, 2, \dots, T \end{aligned}$$

**Remark 3.** In practice, for Case 1, a single update of GD can be done at each time step. For Case 2, we can perform multiple GD updates until  $T+1$  becomes feasible. Since each update is based on single trajectory roll-out and backpropagation, they can be performed very fast.

**Remark 4.** The framework presented is not meant to generate a valid barrier function directly but to constructively avoid going to states for which the chosen barrier function is not valid. While the usual CBF conditions lose validity here as changing parameter values do not satisfy the regularity properties such as class  $\mathcal{K}$ , for example, of  $\alpha_i h$  in Example 1, CBFs are still a convenient way of combining dynamics and state constraint in a single inequality and tune the performance. They also allow the backpropagation analysis without considering dynamical constraints separately.

## V. SIMULATION RESULTS

We present results for two case studies. The first one corresponds to the autonomous car model of Example 2, and applies our algorithm to increase the horizon over which the system is feasible. The second one corresponds to the leader-follower problem of Example 1, and shows how parameter adaptation can improve the high-level objective. The optimization problems are solved in python with cvxpy[13] interface and SCS solver. cvxpy also returns the gradient of QP solution with respect to its parameters. The dynamics

of robotic agent and cvxpy optimization are made part of PyTorch layers and once the computation graph is made, backpropagation is done with PyTorch's Autograd feature<sup>1</sup>.

#### A. Autonomous car with shrinking safe set

Fig.4 shows the results from applying algorithm from Section IV-B.2 to autonomous car problem. The constrained GD is able to update parameter while ensuring that the system remains feasible for the same or longer time horizon.

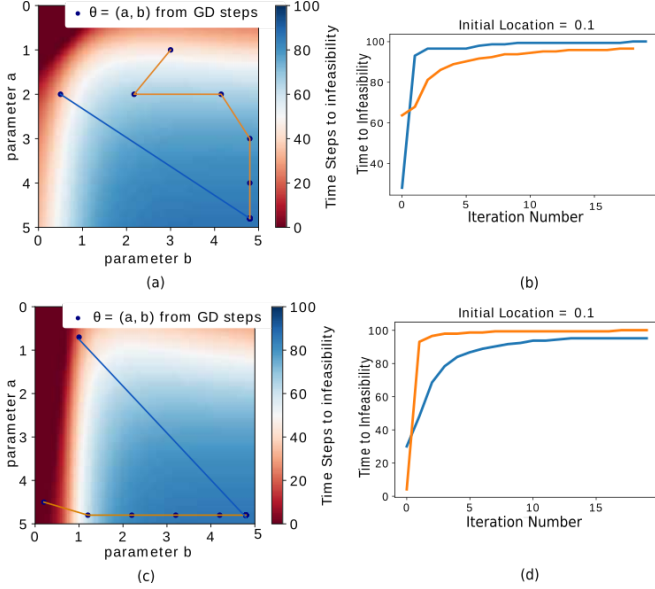


Fig. 4: GD iterates: All figures are for  $c=0.3$  in Example 2. Initial state is 0.5 for (a),(b), and 0.1 for (c),(d). Each shows results for two different initialization of  $\theta$ . (a), (c) show the location of solution  $\theta$  after each GD step update. Points on same GD process are connected by line. (b), (c) show plots of time to infeasibility with iteration number of GD. Parameter values have been clipped to the range (0,5) to better visualize infeasible parameters near top and left edges of the box.

#### B. Leader-Follower Problem

The follower is modeled as a unicycle agent, and is required to maintain the leader within its camera's Field-of-View (FoV). The position and velocity of the leader is assumed to be known to the follower. The FoV constraint specifies a time varying safe set obtained as intersection of following three barrier conditions  $h_1 = s^2 - s_{min}^2 \geq 0$ ,  $h_2 = s_{max}^2 - s^2 \geq 0$ , and  $h_3 = b - \cos(\gamma) \geq 0$  where  $s$  is the distance between the follower and the leader,  $b$  is the bearing vector from the follower to the leader, and  $\gamma$  is the FoV angle of the follower's camera. The parameters to adapt are as mentioned in Example 1. Additionally, a CLF condition with lyapunov function  $V = (s - s_d)^2$ ,  $s_d$  being desired distance between follower and leader, is also added to promote convergence of leader to the center of FoV. The

QP controller to be solved is given by Eq.(7). The control inputs  $u$  of follower are its linear and angular velocity. The reward function  $R$  for high level 9 is chosen to be the smooth minimum of the three barrier functions. Thus, reward is higher if the leader is maintained at center of the FoV.

The leader is made to move with constant horizontal velocity of  $\dot{x} = 1$  m/s and sinusoidal vertical velocity of  $\dot{y} = 12 \sin(4\pi t)$  m/s. Parameter values for follower's QP are continuously updated online. At each time instant, a single step of GD is done for a look-ahead horizon of 10 time steps. Fig. 5 shows the difference between the constant parameter case and the adaptive parameter case. The moving horizon value of objective function  $J(x\theta)$  in Eq.9 for the proposed algorithm is much higher compared to constant parameter case as seen in Fig.5(a). The proposed algorithm improves the system's performance without losing feasibility.

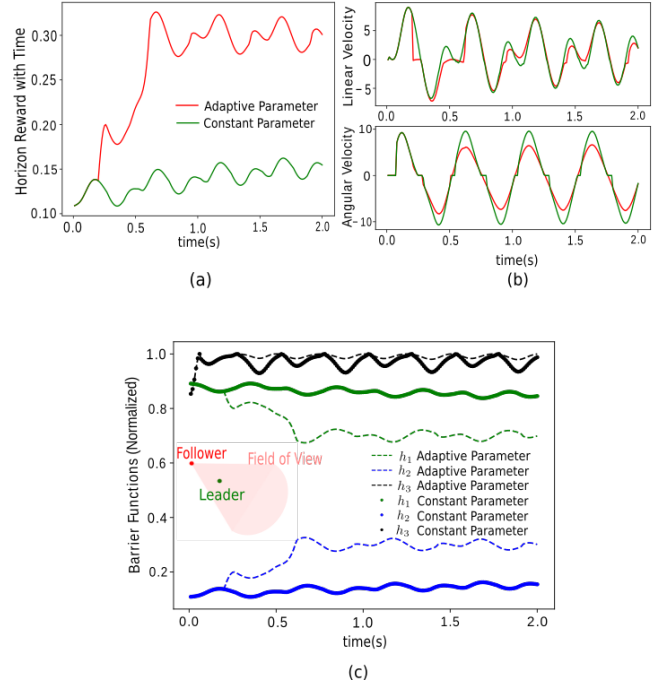


Fig. 5: Unicycle simulation results for leader-follower problem. (a) shows the moving horizon cost function with time. The adaptive parameter case manages to achieve higher rewards,(b) shows control input variation, (c) shows variation of barrier functions with time.

## VI. CONCLUSION

This paper details a framework to update parameters of QP controller over a time horizon by using backpropagation. It was shown how to apply FSQP algorithms to find a direction for parameter update such that (1) feasibility of the process over the horizon is maintained and performance is improved or (2) the horizon for which system is feasible is increased. We have demonstrated our claims in simulations showing improved feasibility and better performance. Future work will investigate performance in experiments on different

<sup>1</sup>The videos and the code implementing the algorithm can be found at <https://github.com/hardikparwana/Safe-Learning-DASC>



robotic platforms, convergence rates guarantees, and the effect of uncertain dynamics on maintaining for horizon.

## REFERENCES

- [1] A. AGRAWAL, S. BARRATT, S. BOYD, E. BUSSETI, and W. M. MOURSI, “Differentiating through a cone program,” *J. Appl. Numer. Optim.*, vol. 1, no. 2, pp. 107–115, 2019.
- [2] A. Agrawal and K. Sreenath, “Discrete control barrier functions for safety-critical control of discrete systems with application to bipedal robot navigation,” in *Robotics: Science and Systems*, vol. 13. Cambridge, MA, USA, 2017.
- [3] A. D. Ames, J. W. Grizzle, and P. Tabuada, “Control barrier function based quadratic programs with application to adaptive cruise control,” in *53rd IEEE Conference on Decision and Control*. IEEE, 2014, pp. 6271–6278.
- [4] A. D. Ames, X. Xu, J. W. Grizzle, and P. Tabuada, “Control barrier function based quadratic programs for safety critical systems,” *IEEE Transactions on Automatic Control*, vol. 62, no. 8, pp. 3861–3876, 2016.
- [5] B. Amos and J. Z. Kolter, “Optnet: Differentiable optimization as a layer in neural networks,” in *International Conference on Machine Learning*. PMLR, 2017, pp. 136–145.
- [6] S. Bansal, M. Chen, S. Herbert, and C. J. Tomlin, “Hamilton-jacobi reachability: A brief overview and recent advances,” in *2017 IEEE 56th Annual Conference on Decision and Control (CDC)*. IEEE, 2017, pp. 2242–2253.
- [7] S. Barratt, “On the differentiability of the solution to convex optimization problems,” *arXiv preprint arXiv:1804.05098*, 2018.
- [8] L. T. Biegler, *Nonlinear programming: concepts, algorithms, and applications to chemical processes*. SIAM, 2010.
- [9] F. Blanchini, “Set invariance in control,” *Automatica*, vol. 35, no. 11, pp. 1747–1767, 1999.
- [10] S. Boyd, S. P. Boyd, and L. Vandenberghe, *Convex optimization*. Cambridge university press, 2004.
- [11] J. Breeden, K. Garg, and D. Panagou, “Control barrier functions in sampled-data systems,” *IEEE Control Systems Letters*, 2021.
- [12] M. H. Cohen and C. Belta, “Approximate optimal control for safety-critical systems with control barrier functions,” in *2020 59th IEEE Conference on Decision and Control (CDC)*. IEEE, 2020, pp. 2062–2067.
- [13] S. Diamond and S. Boyd, “Cvxpy: A python-embedded modeling language for convex optimization,” *The Journal of Machine Learning Research*, vol. 17, no. 1, pp. 2909–2913, 2016.
- [14] P. Glotfelter, J. Cortés, and M. Egerstedt, “Nonsmooth barrier functions with applications to multi-robot systems,” *IEEE control systems letters*, vol. 1, no. 2, pp. 310–315, 2017.
- [15] S. Gros and M. Zanon, “Towards safe reinforcement learning using nmppc and policy gradients: Part ii-deterministic case,” *arXiv preprint arXiv:1906.04034*, 2019.
- [16] D. Panagou, D. M. Stipanović, and P. G. Voulgaris, “Multi-objective control for multi-agent systems using lyapunov-like barrier functions,” in *52nd IEEE Conference on Decision and Control*. IEEE, 2013, pp. 1478–1483.
- [17] D. M. Stipanović, C. J. Tomlin, and G. Leitmann, “Monotone approximations of minimum and maximum functions and multi-objective problems,” *Applied Mathematics & Optimization*, vol. 66, no. 3, pp. 455–473, 2012.
- [18] A. L. Tits, “Feasible sequential quadratic programming,” *Encyclopedia of Optimization*, 2009.
- [19] W. Xiao, C. A. Belta, and C. G. Cassandras, “Feasibility-guided learning for constrained optimal control problems,” in *2020 59th IEEE Conference on Decision and Control (CDC)*. IEEE, 2020, pp. 1896–1901.