

Theoretical Limit of Radar Target Detection

Dazhuan Xu, Nan Wang, Han Zhang, Xiaolong Kong

College of Electronic and Information Engineering, Nanjing University of Aeronautics and Astronautics, Nanjing, China
Email: xudazhuan@nuaa.edu.cn

Abstract

In this paper, we solve the optimal target detection problem employing the thoughts and methodologies of Shannon's information theory. Introducing a target state variable into a general radar system model, an equivalent detection channel is derived, and the *a posteriori* probability distribution is given accordingly. Detection information (DI) is proposed for measuring system performance, which holds for any specific detection method. Moreover, we provide an analytic expression for the false alarm probability concerning the *a priori* probability. In particular, for a sufficiently large observation interval, the false alarm probability equals the *a priori* probability of the existing state. A stochastic detection method, the sampling *a posteriori* probability, is also proposed. The target detection theorem is proved mathematically, which indicates that DI is an achievable theoretical limit of target detection. Specifically, when empirical DI is gained from the sampling *a posteriori* detection method approaches the DI, the probability of failed decisions tends to be zero. Conversely, there is no detector whose empirical DI is more than DI. Numerical simulations are performed to verify the correctness of the theorems. The results demonstrate that the maximum *a posteriori* and the Neyman-Pearson detection methods are upper bounded by the theoretical limit.

Keywords: Detection information, theoretical limit, false alarm theorem, sampling *a posteriori* probability detection, target detection theorem.

1. Introduction

Radar target detection, the determination of whether a target is present or absent under unwanted noise, is a problem of significant interest in the fields of radio communications[1, 2, 3, 4, 5]. As an example, accurate detection of possible threatening targets, aircraft, warships, and fighter jets, allows timely countermeasures to avoid vicious incidents in the military environment. Furthermore, the performance of target detection as the first stage of radar work is of fundamental importance to subsequent radar tasks, including target tracking, recognition, and classification. Poor detection capabilities can easily lead to lost targets and incorrect tracking trajectories[6, 7, 8]; the true targets and clutter may be mixed during identification and classification when targets are not detected accurately[9, 10, 11].

The radar target detection is commonly evaluated by the Neyman-Pearson (NP) criterion, which attempts to maximize the detection probability given the false alarm probability[12, 13]. The generalized likelihood ratio test is used to detect distributed targets in the case of Gaussian noise with unknown covariance, and an approximate expression for

the false alarm probability is derived to help set the detection threshold [14]. Applying the NP criterion, the multiple-input multiple-output (MIMO) radar system detects a sufficient number of statistically independent Gaussian targets to obtain the optimal test statistic and maximum diversity gain thereafter [15]. The authors develop an optimal detector for a complex Gaussian clutter environment under the NP criterion and prove that the detection threshold depends on the output of the matched filter [16].

The use of Shannon's information theory [17, 18, 19] in the solutions to radar problems can date back to the early 1950s. Woodward and Davies introduce the information measurement into the radar and define the amount of information observed by the radar as the entropy difference between the *a priori* and *a posteriori* probability distributions of the time delay[20]. Under Gaussian white noise, Woodward and Davies employ the inverse probability principle to enable correlated reception[20, 21, 22]. A tutorial on the application of information theory to radar problems is presented by Woodward [23].

Following Woodward's work, information-theoretic measures were applied to the radar being widely studied, for example, Kullback–Leibler divergence and mutual information. A matrix CFAR detector based on symmetrized Kullback–Leibler and total Kullback–Leibler divergences is designed to improve detection capability[24]. To enhance the detection capability of distributed targets under the constraints of subcarrier power ratio, a waveform design method maximizing Kullback-Leibler divergence is proposed[25]. Based on the Kullback-Leibler information criterion, a systematic framework for adaptive target detection is developed to address the problem of multi-hypothesis testing[26]. Bell designs the optimal waveform by maximizing the mutual information between the received signal and the target impulse response to improve estimation[27, 28]. There are further extensions of the investigation by incorporating mutual information into the design of optimal waveforms for the MIMO radar [29, 30, 31]. In [29], the authors show that the optimal MIMO radar waveform designed by maximizing the mutual information coincides with the waveform designed by minimizing the minimum mean square error in a linear-Gaussian channel. However, the work in [29] only focuses on Gaussian noise, which is extended to colored noise and compares the mutual information criterion with the relative entropy criterion for MIMO radars in [29]. By maximizing the mutual information, the Chernoff bound for MIMO radar systems sensing uncorrelated targets is achieved [31]. In the uniform linear array, the spatial information is presented and defined as the mutual information between the direction of arrival, scattering properties, and the received signal [32]. Xu et. al. [33] present the theoretical limit of radar parameter estimation in terms of mutual information, i.e., the joint range-scattering information and entropy error are defined as the limits, which are proved to be achievable mathematically. The approximate expression of the joint resolution limit of the range and Doppler frequency is derived based on mutual information [34].

The mutual information measurement mentioned above has shown superiority in parameter estimation but has not been applied to the target detection problem of determining whether a target is present. In general, target

detection and parameter estimation are closely related in the radar community. The theory of parameter estimation can contribute to the development of target detection. Thus, evaluating detection and estimation with the same metrics can improve the overall performance of joint target detection and estimation [35, 36, 37, 38, 39].

In this paper, the theoretical limit of radar target detection is provided based on the thoughts and methodologies of Shannon's information theory. We give a system model for detecting targets by introducing the target state v into a general radar system model, where $v = 0, 1$, for H_0 (signal absent), H_1 (signal present), respectively. Based on the statistical properties of noise and target scattering and the received signal \mathbf{y} , we derive the detection channel $p(\mathbf{y}|v)$, which is an equivalent communication system with on-off keying modulation. Then with the Bayesian formula, we derive the *a posteriori* probability distribution function (PDF) $P(v|\mathbf{y})$ of the target state according to the *a priori* probability distribution. The main contributions of this paper are as follows:

- We propose detection information (DI), which is defined as the mutual information between the received signal and the target state. DI provides a new indicator for the performance evaluation of target detection.
- We derive analytic expressions for the false alarm probability and detection probability, which depend on the *a priori* probability of the target state. Since the *a priori* probability cannot be known in practice, which is gained in turn by giving the false alarm probability. This allows comparison between the NP criterion and the DI criterion, since the former is based on a given false alarm probability, while the latter assumes the *a priori* probabilities are known. We prove the false alarm theorem, which reveals that the false alarm probability is equal to the *a priori* probability of the target existence if the observation interval is much larger than $1/B$.
- We propose the sampling *a posteriori* (SAP) detection method according to the *a posteriori* PDF $P(v|\mathbf{y})$ and define the empirical DI for evaluating the SAP detection.
- We prove the target detection theorem based on the typical set, which states that DI is the achievable theoretical limit of target detection, since DI is approached by the typical set detector as snapshots increase, and the probability of failed decisions tends to zero. The extension of Fano's inequality is provided in the context of target detection. Accordingly, the converse of the target detection theorem is proved that the empirical DI of any detector is no greater than DI. The simulation results illustrate that the MAP and NP detection do not perform better than the theoretical limit.

The rest of the paper is organized as follows. In Section 2, the radar system model is introduced. In Section 3, the equivalent detection channel is derived and the DI is defined. The derivation of the *a posteriori* PDF of the target state, the theoretical false alarm probability, and the theoretical detection probability are shown in Section 4. We prove the false alarm theorem in Section 5 and propose SAP detection in Section 6. The target detection theorem is presented in Section 7. Section 8 gives the simulation results, and Section 9 concludes this paper.

Notations: Throughout the paper, a and A represent random variables, \mathbf{a} denotes a vector, and \mathbf{A} is a matrix. $\mathbb{E}(\cdot)$ denotes the expectation. The operators $(\cdot)^T$ and $(\cdot)^H$ denote the transpose and the conjugate transpose of a vector, respectively. A Gaussian variable with expectation μ and variance σ^2 is denoted by $\mathcal{CN}(\mu, \sigma^2)$. $I_0(\cdot)$ stands for the zero-order modified Bessel function of the first kind. $\pi(\cdot)$ denotes the *a priori* probability. $d(\cdot)$ denotes the detection function. $\Re(\cdot)$ denotes the real part of a complex scalar.

2. System Model

Consider a general radar system where the receiver collects received signals which are reflected from the transmitting signal striking the surface of the target. Suppose a radar system with the baseband signal $\psi(t)$ and a limited bandwidth $B/2$. There are K random targets in the observation interval. The received signal is given by

$$y(t) = \sum_{k=1}^K v_k s_k \psi(t - \tau_k) + w(t), \quad (1)$$

where v_k is a discrete random variable characterizing the target state of the k -th target, which takes values 1 or 0 based on whether the target is existent or absent, respectively; s_k is the complex reflection coefficient; τ_k is the propagation delay of the k -th target; $w(t)$ is complex Gaussian noise of a limited bandwidth $B/2$ with zero mean and $N_0/2$ variance in its real and imaginary parts, respectively. Notice that the general system model is taken into account to generalize this study and lay the theoretical foundation.

Assume that the signal energy is almost completely within the observation interval. Sample the received signal $y(t)$ at rate B according to the Nyquist-Shannon sampling theorem. The corresponding sampling time is T in the regularized observation interval $[-N/2, N/2)$, where $N = TB$ is the total number of sampling points named the time-bandwidth product. The discrete-time signal can be expressed as

$$y(n) = \sum_{k=1}^K v_k s_k \psi(n - x_k) + w(n), n = -\frac{TB}{2}, \dots, \frac{TB}{2} - 1, \quad (2)$$

where $x_k = B\tau_k$ is the regularized delay and $w(n)$ is a zero-mean complex Gaussian random variable with variance N_0 . In vector form, the $N \times 1$ observation matrix is given by

$$\mathbf{y} = \mathbf{U}(x) \text{diag}(\mathbf{v}) \mathbf{s} + \mathbf{w}, \quad (3)$$

where $\mathbf{U}(x) = [\mathbf{u}(x_1), \mathbf{u}(x_2), \dots, \mathbf{u}(x_K)]$ is the position matrix of the K targets; $\mathbf{u}^T(x_k) = [\dots, \psi(n - x_k), \dots]$ is the sampling waveform of the k -th target; $\mathbf{v} = (v_1, v_2, \dots, v_K)$ is the target state vector; $\mathbf{s} = [s_1, s_2, \dots, s_K]^T$ is the

scattering vector of the K targets; \mathbf{w} is a complex Gaussian noise vector, whose elements are independent identically distributed complex Gaussian variables with mean zero and variance N_0 .

3. Equivalent Detection Channel

In communication channel analysis, information theory provides a means to quantify the reduction in *a priori* uncertainty of a transmitted message through observation of channel output, and the transmission capabilities are successfully determined this way. Similarly, the approach can be used to solve the radar target detection problem. In the target detection system, the output of an equivalent detection channel is observed to quantify the reduction in *a priori* uncertainty about the target state for the determination of the unknown state of the target. Target detection is essentially the process of acquiring information about the target state. Therefore, bit can be used to quantify detection performance from the perspective of information theory.

According to (2) and (3), the probability density function of \mathbf{y} conditioned on \mathbf{v} , \mathbf{x} , and \mathbf{s} is written as

$$p(\mathbf{y}|\mathbf{v}, \mathbf{x}, \mathbf{s}) = \left(\frac{1}{\pi N_0}\right)^N \exp\left(-\frac{1}{N_0}\|\mathbf{y} - \mathbf{U}(\mathbf{x})\text{diag}(\mathbf{v})\mathbf{s}\|^2\right), \quad (4)$$

where $\mathbf{x} = [x_1, x_2, \dots, x_K]$ denotes the regularized time delay vector. To facilitate theoretical analysis, assume that there is only one stochastic point target in the observation interval. The complex scattering signal is $s = \alpha e^{j\varphi}$, where α and φ denote the modulus and the phase, respectively. It is clear that $v^2 = v$, and expanding the exponent in (4) yields

$$p(\mathbf{y}|v, x, \varphi) = \left(\frac{1}{\pi N_0}\right)^N \exp\left[-\frac{1}{N_0}(\mathbf{y}^H \mathbf{y} + v\alpha^2)\right] \exp\left\{\frac{2}{N_0}\mathcal{R}[v\alpha e^{-j\varphi} \mathbf{u}^H(x) \mathbf{y}]\right\}. \quad (5)$$

Suppose that α is constant and φ is distributed uniformly in $[0, 2\pi]$ (a Swerling 0 target-type model). Averaging over the random phase, (5) is rewritten as

$$p(\mathbf{y}|v, x) = \left(\frac{1}{\pi N_0}\right)^N \exp\left[-\frac{1}{N_0}(\mathbf{y}^H \mathbf{y} + v\alpha^2)\right] I_0\left[\frac{2v\alpha}{N_0}|\mathbf{u}^H(x) \mathbf{y}|\right], \quad (6)$$

where $I_0\left[\frac{2v\alpha}{N_0}|\mathbf{u}^H(x) \mathbf{y}|\right] = \frac{1}{2\pi} \int_0^{2\pi} \exp\left\{\frac{2}{N_0}\mathcal{R}[v\alpha e^{-j\varphi} \mathbf{u}^H(x) \mathbf{y}]\right\} d\varphi$.

Assuming that the delay is uniformly distributed over the observation interval $[-TB/2, TB/2]$. Averaging over the time delay, the equivalent detection channel is given by

$$p(\mathbf{y}|v) = \left(\frac{1}{\pi N_0}\right)^N \exp\left[-\frac{1}{N_0}(\mathbf{y}^H \mathbf{y} + v\alpha^2)\right] \frac{1}{TB} \int_{-TB/2}^{TB/2} I_0\left[\frac{2v\alpha}{N_0}|\mathbf{u}^H(x) \mathbf{y}|\right] dx. \quad (7)$$

Note that $|\mathbf{u}^H(x)\mathbf{y}|$ is the module of output of the matched filter. As a result, the definition of DI is given as follows.

Definition 1. [Detection Information] The mutual information $I(\mathbf{Y}; V)$ between the target state v and the received signal \mathbf{y} is defined as the detection information,

$$I(\mathbf{Y}; V) = \mathbb{E}_{\mathbf{y}} \left[\log \frac{p(\mathbf{y}|v)}{p(\mathbf{y})} \right], \quad (8)$$

where $p(\mathbf{y}) = \sum_v p(\mathbf{y}|v) \pi(v)$ is the probability density function of \mathbf{y} .

In radar target detection systems, DI is an information measure that can be obtained after averaging out noise and target scattering. Thus, DI is the theoretical value of the quantitative detection performance and is not based on any specific detection technique and therefore holds for any detector. As a positive evaluation criterion, the more DI there is, the better the detection performance will be.

4. Performance Evaluation

In this section, according to the equivalent detection channel, the expression for the *a posteriori* PDF of the target state is given through the Bayesian formula. We then deduce the theoretical false alarm probability and detection probability. Additionally, the alternative calculation method of the DI is given.

4.1. A posteriori probability distribution of the target state

Based on the Bayesian formula and (7), the *a posteriori* PDF is given by

$$P(v|\mathbf{y}) = \frac{1}{\mathcal{Z}} \pi(v) \exp(-v\rho^2) \frac{1}{TB} \int_{-\frac{TB}{2}}^{\frac{TB}{2}} I_0 [2v\rho^2 |\mathbf{u}^H(x)\mathbf{y}|/\alpha] dx, \quad (9)$$

where $\mathcal{Z} = \sum_v \pi(v) \exp(-v\rho^2) \frac{1}{TB} \int_{-\frac{TB}{2}}^{\frac{TB}{2}} I_0 [2v\rho^2 |\mathbf{u}^H(x)\mathbf{y}|/\alpha] dx$ denotes the regularized factor and $\rho^2 = \alpha^2/N_0$ denotes the the signal-to-noise ratio (SNR).

For a snapshot, assuming the actual target state, position, and phase are v_0 , x_0 , and φ_0 , respectively. Then the received signal is given by

$$\mathbf{y}_0(n) = v_0 \alpha e^{j\varphi_0} \psi(n - x_0) + \mathbf{w}_0(n). \quad (10)$$

Substituting (10) into (9), we have

$$P(v|\mathbf{y}) = \frac{1}{\mathcal{Z}} \pi(v) \exp(-v\rho^2) \frac{1}{TB} \int_{-\frac{TB}{2}}^{\frac{TB}{2}} I_0 \left[2v\rho^2 \left| \sum_{n=-TB/2}^{TB/2-1} \left(v_0 \psi(n - x_0) \psi(n - x) + \frac{1}{\alpha} e^{-j\varphi_0} \mathbf{w}_0(n) \psi(n - x) \right) \right| \right] dx \quad (11)$$

where $\sum_{n=-TB/2}^{TB/2-1} \psi(n-x_0)\psi(n-x) = \text{sinc}(x-x_0)$ is the autocorrelation function of the baseband signals. To simplify the exhibition, let the transmitted signal be $\psi(x) = \text{sinc}(x)$, then the *a posteriori* PDF is given by

$$P(v|\mathbf{y}) = \frac{1}{Z} \pi(v) \exp(-v\rho^2) \frac{1}{TB} \int_{-TB/2}^{TB/2} I_0 \left(2v\rho^2 \left| v_0 \text{sinc}(x-x_0) + \frac{1}{\alpha} e^{-j\varphi_0} w_0(x) \right| \right) dx, \quad (12)$$

where $w_0(x) = \sum_{n=-TB/2}^{TB/2-1} \text{sinc}(n-x) \mathbf{w}_0(n)$ is complex white Gaussian noise with zero mean and $N_0/2$ variance in its real and imaginary parts, respectively. Clearly, $\frac{1}{\alpha} e^{-j\varphi_0} w_0(x) \sim \mathcal{CN} \left(0, \frac{1}{\rho^2} \right)$. Also, (12) is expressed as

$$P(v|\mathbf{y}) = \frac{\pi(v)\Upsilon(v, \mathbf{y})}{\pi(0) + \pi(1)\Upsilon(1, \mathbf{y})}, \quad (13)$$

where

$$\Upsilon(v, \mathbf{y}) = \exp(-v\rho^2) \frac{1}{TB} \int_{-TB/2}^{TB/2} I_0 \left(2v\rho^2 \left| v_0 \text{sinc}(x-x_0) + \frac{1}{\alpha} e^{-j\varphi_0} w_0(x) \right| \right) dx \quad (14)$$

denotes the detection statistics, which is the average over the Bessel function with respect to time in the observation interval.

4.2. Alternative calculation of detection information

The DI is an effective measured indicator for assessing the detection performance. The defining equation of the DI is given in (8). Here, an alternative calculation of the DI is given according to the *a posteriori* PDF.

$$I(\mathbf{Y}; V) = H(V) - H(V|\mathbf{Y}), \quad (15)$$

where

$$H(V) = - \sum_v \pi(v) \log \pi(v) \quad (16)$$

is the *a priori* entropy and

$$H(V|\mathbf{Y}) = \mathbb{E}_{\mathbf{y}} \left[- \sum_v P(v|\mathbf{y}) \log P(v|\mathbf{y}) \right] \quad (17)$$

is the *a posteriori* entropy.

4.3. Theoretical false alarm probability and detection probability

The false alarm probability and detection probability are two common decision probabilities. We provide the theoretical expressions for both based on the *a posteriori* PDF of the target state below. Let \mathbf{y}_0 and \mathbf{y}_1 denote the

received signal in which noise only and signal-plus-noise, respectively. Then the outputs of the matched filter are

$$\begin{cases} \mathbf{u}^H(x)\mathbf{y}_0 = w(x), \\ \mathbf{u}^H(x)\mathbf{y}_1 = \text{sinc}(x - x_0) + w(x). \end{cases} \quad (18)$$

According to (13), the *a posteriori* probabilities of existing state are

$$\begin{cases} P(1|\mathbf{y}_0) = \frac{\pi(1)\Upsilon(1, \mathbf{y}_0)}{\pi(0) + \pi(1)\Upsilon(1, \mathbf{y}_0)}, \\ P(1|\mathbf{y}_1) = \frac{\pi(1)\Upsilon(1, \mathbf{y}_1)}{\pi(0) + \pi(1)\Upsilon(1, \mathbf{y}_1)}, \end{cases} \quad (19)$$

where the corresponding detection statistics are

$$\begin{cases} \Upsilon(1, \mathbf{y}_0) = \exp(-\rho^2) \frac{1}{TB} \int_{-\frac{TB}{2}}^{\frac{TB}{2}} I_0 \left(2\rho^2 \left| \frac{1}{\alpha} w_0(x) \right| \right) dx, \\ \Upsilon(1, \mathbf{y}_1) = \exp(-\rho^2) \frac{1}{TB} \int_{-\frac{TB}{2}}^{\frac{TB}{2}} I_0 \left(2\rho^2 \left| \text{sinc}(x - x_0) + \frac{1}{\alpha} e^{-j\varphi_0} w_0(x) \right| \right) dx. \end{cases} \quad (20)$$

The theoretical false alarm probability and detection probability are

$$\begin{cases} P_{\text{FA}} = E_{\mathbf{y}_0} \left[\frac{\pi(1)\Upsilon(1, \mathbf{y}_0)}{\pi(0) + \pi(1)\Upsilon(1, \mathbf{y}_0)} \right], \\ P_{\text{D}} = E_{\mathbf{y}_1} \left[\frac{\pi(1)\Upsilon(1, \mathbf{y}_1)}{\pi(0) + \pi(1)\Upsilon(1, \mathbf{y}_1)} \right]. \end{cases} \quad (21)$$

As we can see from (21) that P_{FA} and P_{D} depend on the quantity that we assume, namely, the *a priori* probability $\pi(1)$ of the existing state. Obviously, there is no way to know the $\pi(1)$ in practice. In contrast, we can set the tolerable level of P_{FA} according to the specific needs given detection environment. Therefore, once P_{FA} has been determined, we can calculate the $\pi(1)$ based on the first result of (21). In particular, it is shown that, when the SNR is 0, P_{FA} and P_{D} are equal to $\pi(1)$, respectively. This is attributed to both $\Upsilon(1, \mathbf{y}_0)$ and $\Upsilon(1, \mathbf{y}_1)$ are 1 as shown in (20). We can refer to this phenomenon as unbiased detection.

4.4. Special Case

Now, we consider a special case in which the matched filter is perfectly matched to the target position. In this case, the correlation peak is the highest when the SNR is high, so it is reasonable to use the peak value for target detection. According to (6), the probability density function of \mathbf{y} conditioned on the target state v and the position x_0 is given by

$$p(\mathbf{y}|v, x_0) = \left(\frac{1}{\pi N_0} \right)^N \exp \left[-\frac{1}{N_0} (\mathbf{y}^H \mathbf{y} + v\alpha^2) \right] I_0 \left[\frac{2v\alpha}{N_0} |\mathbf{u}^H(x_0)\mathbf{y}| \right], \quad (22)$$

By the Bayesian formula and (22), the *a posteriori* PDF is given by

$$P(v|\mathbf{y}, x_0) = \frac{1}{\mathcal{Z}} \pi(v) \exp(-v\rho^2) I_0 \left[\frac{2v\alpha}{N_0} |\mathbf{u}^H(x_0)\mathbf{y}| \right], \quad (23)$$

or

$$P(v|\mathbf{y}, x_0) = \frac{\pi(v)\Upsilon(v, \mathbf{y}, x_0)}{\pi(0) + \pi(1)\Upsilon(1, \mathbf{y}, x_0)}, \quad (24)$$

where the detection statistics are

$$\begin{cases} \Upsilon(1, \mathbf{y}_0, x_0) = \exp(-\rho^2) I_0 \left(2\rho^2 \left| \frac{1}{\alpha} w_0(x_0) \right| \right), \\ \Upsilon(1, \mathbf{y}_1, x_0) = \exp(-\rho^2) I_0 \left(2\rho^2 \left| 1 + \frac{1}{\alpha} e^{-j\varphi_0} w_0(x_0) \right| \right). \end{cases} \quad (25)$$

As a result, the DI is

$$I(\mathbf{Y}; V|x_0) = H(V) - \mathbb{E}_{\mathbf{y}} \left[- \sum_v P(v|\mathbf{y}, x_0) \log P(v|\mathbf{y}, x_0) \right], \quad (26)$$

The theoretical false alarm probability and detection probability are

$$\begin{cases} P_{\text{FA}} = \mathbb{E}_{\mathbf{y}_0} \left[\frac{\pi(1)\Upsilon(1, \mathbf{y}_0, x_0)}{\pi(0) + \pi(1)\Upsilon(1, \mathbf{y}_0, x_0)} \right], \\ P_{\text{D}} = \mathbb{E}_{\mathbf{y}_1} \left[\frac{\pi(1)\Upsilon(1, \mathbf{y}_1, x_0)}{\pi(0) + \pi(1)\Upsilon(1, \mathbf{y}_1, x_0)} \right]. \end{cases} \quad (27)$$

5. False Alarm Theorem

Both the NP and DI criteria are applicable for performance evaluation in target detection. The NP criterion relies on the given false alarm probabilities, while the DI criterion depends on the *a priori* probabilities of the target state. It seems impossible that they could be compared because they don't appear to have any link. In this case, the theorem is proved following that allows both to be compared.

Theorem 1. [False Alarm Theorem] *Let the target position be uniformly distributed on the observed interval. If the observation interval is sufficiently large, the false alarm probability is equal to the a priori probability of target existence in a complex additive white Gaussian noise channel,*

$$P_{\text{FA}} = \pi(1). \quad (28)$$

Proof: See Appendix A.

In contrast, the NP criterion is in the sense of probability, while the DI criterion is in the sense of informativeness. According to the false alarm theorem, there is a mathematical relationship between the false alarm probability and the

a priori probability, making it possible to compare performance under both probabilistic and informative evaluation methods.

In a single snapshot, tens of thousands of points or even more can be sampled by modern radar detection systems. Therefore, it ensures that the condition of a sufficiently large observation interval in the false alarm theorem can be satisfied.

6. Radar Target Detection

In this section, we propose the SAP detection method, which is stochastic. Also, the performance of commonly used NP and MAP detection is analyzed here.

6.1. Neyman-Pearson detection

The NP detection maximizes the detection probability for a given false alarm constraint η ($\eta \in (0, 1)$) by the likelihood ratio test. The likelihood ratio is

$$\frac{p(\mathbf{y}|1)}{p(\mathbf{y}|0)} \underset{H_0}{\overset{H_1}{\geq}} T_h, \quad (29)$$

where T_h denotes the detection threshold given by the false alarm probability.

The detection threshold for a specific position x_0 is given as [12]

$$T_h = -\sqrt{N_0 \ln P_{FA}}, \quad (30)$$

and the detection probability is

$$P_D = Q_M \left(\sqrt{2\rho^2}, \sqrt{-2 \ln P_{FA}} \right), \quad (31)$$

where $Q_M(\cdot)$ is the Marcum function.

According to (7), we easily obtain $p(\mathbf{y}|1)/p(\mathbf{y}|0) = \Upsilon(1, \mathbf{y})$, where $\Upsilon(1, \mathbf{y})$ denotes the detection statistics as shown in (14) when the target is existing. The false alarm probability is $P_{FA} = P\{\Upsilon(1, \mathbf{y}_0) > T_h\}$. It is worth noting that $\Upsilon(1, \mathbf{y}_0)$ equals 1 as shown in (A.8). In other words, $\Upsilon(1, \mathbf{y}_0)$ is not a random variable, which means that the detection threshold cannot be calculated by the likelihood ratio test, resulting in a failure of the NP detection. Therefore, the performance comparison of detectors is only provided in the special case presented in section 4.4.

M. Kondo[40] provides the calculation method of the mutual information between the received signal and the target

state for a specific position x_0 , which is based on the false alarm probability and detection probability,

$$I_{\text{NP}} = H(V) - [\mathcal{P}H(A) - (1 - \mathcal{P})H(D)], \quad (32)$$

where

$$\begin{cases} \mathcal{P} = \pi(1)P_{\text{D}} + \pi(0)P_{\text{FA}}, \\ A = \pi(1)P_{\text{D}}/\mathcal{P}, \\ D = \pi(0)(1 - P_{\text{FA}})/(1 - \mathcal{P}). \end{cases} \quad (33)$$

6.2. Maximum a posteriori probability detection

The MAP detection outputs the decision that maximizes the *a posteriori* probability,

$$\hat{v}_{\text{MAP}} = \arg \max_v P(v|\mathbf{y}), \quad (34)$$

where $P(v|\mathbf{y}) = p(\mathbf{y}|v)\pi(v)/p(\mathbf{y})$. In the case of equal *a priori* probabilities, the MAP detection can be seen as a regularization of the maximum likelihood (ML) detection, i.e., $\hat{v}_{\text{ML}} = \arg \max_v p(\mathbf{y}|v)$. However, it is rare that every target has equal *a priori* probability in a radar target detection. Hence, ML detection does not apply to the detection of radar targets.

The false alarm probability of the MAP detection is

$$P_{\text{FA}} = P\{p(1|\mathbf{y}_0) > p(0|\mathbf{y}_0)\}, \quad (35)$$

and the detection probability is

$$P_{\text{D}} = P\{p(1|\mathbf{y}_1) > p(0|\mathbf{y}_1)\}. \quad (36)$$

The mutual information of the MAP detection can be obtained by (32).

6.3. Sampling a posteriori detection

In a snapshot, target detection is the process in which a set of received sequences are generated by the target state through the detection channel and then are detected. A simplified target detection system is denoted by $(\mathbb{A}, \pi(v), p(\mathbf{y}|v), \mathbb{B}, \hat{v} = d(\cdot))$, where $\mathbb{A} (v \in \mathbb{A})$ is an input set, i.e., $\mathbb{A} = \{0, 1\}$; $\mathbb{B} (\mathbf{y} \in \mathbb{B})$ is a vector space in the complex regime; $\hat{v} = d(\cdot)$ is a detector that is a function of the received signal \mathbf{y} , and $p(\mathbf{y}|v)$ is the detection channel. Here, all statistical properties of the target state and the detection channel are assumed to be known by the detector, although only a portion of those is known in practice. The properties are described by the *a posteriori* PDF $P(v|\mathbf{y})$, which determines the theoretical performance of target detection. Based on $P(v|\mathbf{y})$, we propose SAP detection method.

Specifically, the decision of the SAP detection satisfy

$$\hat{v}_{\text{SAP}} = \arg \operatorname{smp}_v P(v | \mathbf{y}), \quad (37)$$

where $\operatorname{smp}\{\cdot\}$ denotes the sampling, which is the draw of target states based on the *a posteriori* probabilities. In Table I, the comparison of decisions made by MAP and SAP detection is given to illustrate the sampling operation.

Table 1: Decisions of MAP And SAP Detection for 10 Snapshots

	\hat{v}_{MAP}	1	1	1	1	1	1	1	1	1	1
$P(1 \mathbf{y}) = 0.7$	<hr/>										
$P(0 \mathbf{y}) = 0.3$	\hat{v}_{SAP}	1	1	0	1	0	1	1	0	1	1

As can be seen that the MAP detection always selects 1 according to the maximum value of the *a posteriori* probability of the target state, i.e., $P(1 | \mathbf{y})$. On the contrary, the decisions of SAP detection have seven 1s and three 0s in ten snapshots, which means that the decisions are drawn based on $P(v | \mathbf{y})$. The SAP detection is stochastic and theoretical, as demonstrated by the variation in decisions given the received signal \mathbf{y} .

7. Target Detection Theorem

In this section, we prove the theoretical limit of target detection from the achievability and the converse results, that is the target detection theorem. The proof of the theorem is inspired by Shannon's coding theorem. However, target detection differs from the coding theorem in that the receiver does not possess pre-knowledge about all possibilities for the transmitted sequence. Therefore, the proof given below makes use of the properties of the typical set, whose essential idea is random detection.

Consider a m extension of $(\mathbb{V}, \pi(v), p(\mathbf{y}|v), \mathbb{Y})$ is denoted as $(\mathbb{V}^m, \pi(v^m), p(\mathbf{y}^m|v^m), \mathbb{Y}^m)$ as shown in Fig. 1, where \mathbb{V}^m denotes the extended input set, $\pi(v^m)$ represents the *a priori* PDF of the extended target state V^m ($v^m = (v_1, v_2, \dots, v_m), v_i \in V$), $p(\mathbf{y}^m|v^m)$ denotes the extended channel ($\mathbf{y}^m = (\mathbf{y}_1, \mathbf{y}_2, \dots, \mathbf{y}_m), \mathbf{y}_i \in \mathbf{Y}$), and \mathbb{Y}^m is the extended signal set. It can be seen that $(V^m, \mathbf{Y}^m, \hat{V}^m)$ forms a Markov chain. The received sequence $Y^m \in \mathbb{Y}^m$

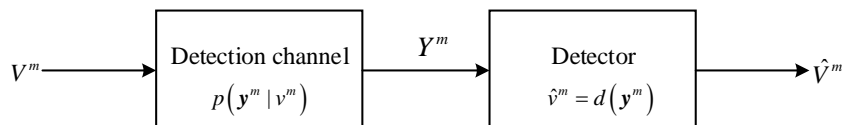


Figure 1: Target detection system for m snapshots

is generated after the transmitted sequence $V^m \in \mathbb{V}^m$ passed the detection channel $p(\mathbf{y}^m|v^m)$, then the detection function $\hat{V}^m = d(\hat{Y}^m)$ makes decisions \hat{V}^m of V^m according to the received sequence Y^m . The *a priori* PDF v^m and

the extended channel $p(\mathbf{y}^m|v^m)$ satisfy

$$\pi(v^m) = \prod_{i=1}^m \pi(v_i), \quad (38)$$

$$p(\mathbf{y}^m|v^m) = \prod_{i=1}^m p(\mathbf{y}_i|v_i). \quad (39)$$

Before proving the theorem, we introduce the definitions and lemmas required for developing the target detection theorem.

Lemma 1. [Chebyshev Law of Large Numbers] *If the random sequence Z_1, Z_2, \dots, Z_m are independent identically distributed (i.i.d.) with mean μ and variance σ^2 , where the sample mean is $\bar{Z}_m = \frac{1}{m} \sum_{i=1}^m Z_i$, then*

$$\Pr \{ |\bar{Z}_m - \mu| > \varepsilon \} \leq \frac{\sigma^2}{m\varepsilon^2}. \quad (40)$$

Lemma 2. [The Asymptotic Equipartition Property (AEP)] *If the random sequence V_1, V_2, \dots, V_m are i.i.d. $\pi(v)$, then*

$$-\frac{1}{m} \log \pi(V_1, V_2, \dots, V_m) \rightarrow \mathbb{E}[-\log \pi(V)] = H(V) \quad \text{in probability.} \quad (41)$$

Definition 2. [Typical Set] *If the random sequence V_1, V_2, \dots, V_m are i.i.d. $\sim \pi(v)$, for any $\varepsilon > 0$, the typical set is defined as*

$$\mathbb{A}_\varepsilon^{(m)}(V) = \left\{ (V_1, V_2, \dots, V_m) \in V^m : \left| -\frac{1}{m} \log \pi(V_1, V_2, \dots, V_m) - H(V) \right| < \varepsilon \right\}. \quad (42)$$

where $\pi(V_1, V_2, \dots, V_m) = \prod_{i=1}^m \pi(V_i)$

As a result of the AEP, the typical set $\mathbb{A}_\varepsilon^{(m)}(V)$ has the following properties:

Lemma 3. *For any $\varepsilon > 0$, when m is sufficiently large, there is*

$$(1) \Pr \left\{ v \in \mathbb{A}_\varepsilon^{(m)}(V) \right\} > 1 - \varepsilon$$

$$(2) 2^{-m[H(V)+\varepsilon]} < \pi(V) < 2^{-m[H(V)-\varepsilon]}$$

$$(3) (1 - \varepsilon)2^{m(H(V)+\varepsilon)} < \left| \mathbb{A}_\varepsilon^{(m)}(V) \right| < 2^{m(H(V)+\varepsilon)}, \text{ where } \left| \mathbb{A}_\varepsilon^{(m)}(V) \right| \text{ denotes the cardinal number of the set } \mathbb{A}, \text{ i.e.,}$$

the number of elements in the set \mathbb{A} .

Proof: see ([18], pp. 51-53).

Definition 3. [Jointly Typical Sequences] *The set $\mathbb{A}_\varepsilon^{(m)}$ of jointly typical sequences (v^m, \mathbf{y}^m) with respect to the*

distribution $p(v, \mathbf{y})$ is the set of M -sequences with an empirical entropy ε close to the true entropy, i.e.,

$$\mathbb{A}_\varepsilon^{(m)} = \left\{ (v^m, \mathbf{y}^m) \in \mathbb{A}^m \times \mathbb{B}^m : \begin{aligned} & \left| -\frac{1}{m} \sum_{i=1}^m \log P(v_i) - H(V) \right| < \varepsilon \\ & \left| -\frac{1}{m} \sum_{i=1}^m \log p(\mathbf{y}_i) - H(Y) \right| < \varepsilon \\ & \left| -\frac{1}{m} \sum_{i=1}^m \log p(v_i, \mathbf{y}_i) - H(V, Y) \right| < \varepsilon \end{aligned} \right\}, \quad (43)$$

where

$$p(\mathbf{y}^m, v^m) = \prod_{i=1}^m p(\mathbf{y}_i, v_i). \quad (44)$$

Lemma 4. [Joint AEP] Let the sequence (V^m, Y^m) are i.i.d. $\sim p(v^m, \mathbf{y}^m) = \prod_{i=1}^m p(v_i, \mathbf{y}_i)$, for any $\varepsilon > 0$, if m is sufficiently large, then

- (1) $\Pr \left\{ (V^m, Y^m) \in \mathbb{A}_\varepsilon^{(m)}(V; Y) \right\} \geq 1 - \varepsilon$
- (2) $2^{-m[h(V, Y) + \varepsilon]} < p(v, \mathbf{y}) < 2^{-m[h(V, Y) - \varepsilon]}$

Proof: see ([18], pp. 195-197).

Lemma 5. [Conditional AEP] For any $\varepsilon > 0$, if m is sufficiently large, then

- (1) $2^{-m(H(V|Y) + 2\varepsilon)} < P(v|\mathbf{y}) < 2^{-m(H(V|Y) - 2\varepsilon)}$,
 $2^{-m(h(Y|V) + 2\varepsilon)} < p(\mathbf{y}|v) < 2^{-m(h(Y|V) - 2\varepsilon)}$, where $(v, \mathbf{y}) \in \mathbb{A}_\varepsilon^{(m)}(V, Y)$.
- (2) Let $\mathbb{A}_\varepsilon^{(m)}(V|Y) = \left\{ v : (v, \mathbf{y}) \in \mathbb{A}_\varepsilon^{(m)}(V, Y) \right\}$ be a set of all V^m that form jointly typical sequences with Y^m ,

then

$$(1 - \varepsilon) 2^{m(H(V|Y) - 2\varepsilon)} < \left| \mathbb{A}_\varepsilon^{(m)}(V|Y) \right| < 2^{m(H(V|Y) + 2\varepsilon)}. \quad (45)$$

- (3) Let V^m be the jointly typical sequences with Y^m , then

$$\Pr \left(V^m \in \mathbb{A}_\varepsilon^{(m)}(V|Y) \right) > 1 - 2\varepsilon. \quad (46)$$

Proof: see([19], pp.212-214).

The typical sets and the conditional typical set given the received sequence Y^m are as shown in Fig. 2. $\|V^m\|$ and $\|Y^m\|$ essentially denote the infinite sets contain all of the possible sequences of V^m and Y^m , respectively. Here, the two are considered finite sets. $\mathbb{A}_\varepsilon^{(m)}(V)$ and $\mathbb{A}_\varepsilon^{(m)}(Y)$ represent the typical sets contain all typical sequences of V^m and Y^m , respectively. The sequence V^m is transmitted through the detection channel $p(\mathbf{y}^m|v^m)$ to the receiver, who then make decisions \hat{V}^m based on the typical set detection. Specifically, the typical set detection finds the \hat{V}^m that

forms the jointly typical sequence with Y^m given Y^m . Since \hat{V}^m is not unique as illustrated in Fig. 2, the cardinal number of the typical set $\mathbb{A}_\varepsilon^{(m)}(V|Y)$ reflects the performance of the target detection. Therefore, unlike in Shannon's coding theorem, we cannot evaluate detection results in terms of correct or not. Rather, successful and failed decisions are used as detection results, and the detection performance is measured only when the decision is successful. Below, we give the two concepts of successful and failed decisions.

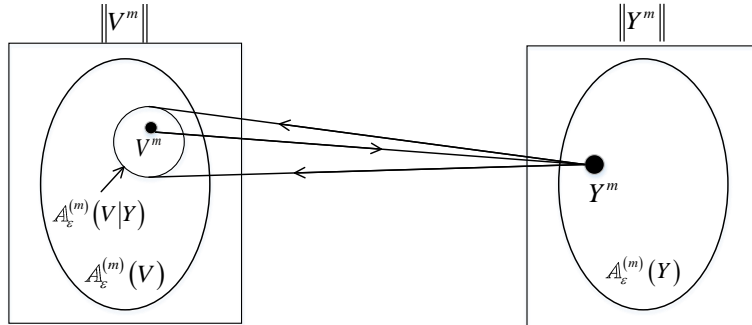


Figure 2: The typical sets and the conditional typical set for target detection system

Definition 4. [Failed Decision] If the decision sequence satisfies $\hat{V}^m \notin \mathbb{A}_\varepsilon^{(m)}(V|Y)$, the decision is said to be failed. The probability of failed decisions is $P_f^{(m)} = \Pr \left\{ \hat{V}^m \notin \mathbb{A}_\varepsilon^{(m)}(V|Y) \right\}$. Conversely, if $\hat{V}^m \in \mathbb{A}_\varepsilon^{(m)}(V|Y)$, the decision is said to be successful.

It is noted that uncertainty remains after a successful decision is made. Let \hat{V}^m be a decision of a detection function $\hat{V}^m = d(Y^m)$ given the received sequences Y^m . Define a binary random variable E , where $E = 0$ and $E = 1$ represent the event of the successful and the failed decisions, respectively. That is,

$$E = \begin{cases} 0, & \hat{V}^m \in \mathbb{A}_\varepsilon^{(m)}(V|Y), \\ 1, & \hat{V}^m \notin \mathbb{A}_\varepsilon^{(m)}(V|Y). \end{cases} \quad (47)$$

Hence, the probability of failed decisions is $P_f^{(m)} = \Pr(E = 1)$.

Definition 5. [Empirical Entropy] If the decision is successful, i.e., $E = 0$, the empirical entropy of target detection is defined as

$$H^{(m)}(V|\hat{V}, E = 0) = H^{(m)}(V|Y, E = 0). \quad (48)$$

Therefore, the empirical entropy satisfies

$$H^{(m)}(V|\hat{V}, E = 0) \leq \frac{1}{m} \log \left\| \mathbb{A}_\varepsilon^{(m)}(V|Y) \right\|. \quad (49)$$

The empirical entropy is regarded as a negative indicator of target detection, i.e., the larger the empirical entropy, the

less accurate the performance of detection.

Definition 6. [Empirical DI] If the decision is successful, i.e., $E = 0$, the empirical DI of target detection is defined as

$$I^{(m)}(V; \hat{V}|E = 0) = H(V) - H^{(m)}(V|\hat{V}, E = 0). \quad (50)$$

The empirical DI reflects the reduction of uncertainty in target detection. This is used as a positive evaluation indicator.

Theorem 2. [Target Detection Theorem] If the DI of the target detection systems $(\mathbb{V}^m, \pi(v^m), p(y^m|v^m), \mathbb{Y}^m)$ is $I(Y; V)$, then all the empirical DI $I^{(m)}(V; \hat{V}|E = 0)$ less than $I(Y; V)$ are achievable. Specifically, if m is large enough, for any $\varepsilon > 0$, there is a detector whose empirical DI satisfies

$$I^{(m)}(V; \hat{V}|E = 0) > I(V; Y) - 2\varepsilon \quad (51)$$

and the probability of failed decisions is $P_f^{(m)} \rightarrow 0$. Conversely, there is no detector whose empirical DI is greater than the DI given $P_f^{(m)} \rightarrow 0$.

Proof: See Appendix B.

The idea of the target detection theorem is to determine in which typical set $\mathbb{A}_\varepsilon^{(m)}(V|\mathbf{Y})$ the decision sequence \hat{V}^m is contained. For each received sequence Y^m , the cardinal number of the typical set $\mathbb{A}_\varepsilon^{(m)}(V|\mathbf{Y})$ is $\approx 2^{mH(V|Y)}$. Then the *a posteriori* entropy of every symbol is $\approx \log 2^{mH(V|Y)}/m = H(V|Y)$. The cardinal number of typical set $\mathbb{A}_\varepsilon^{(m)}(V)$ is $\approx 2^{mH(V)}$. Then the *a priori* entropy of every symbol is $\approx \log 2^{mH(V)}/m = H(V)$. As a result, the DI of each symbol obtained from Y^m is $H(V) - H(V|Y) = I(V; Y)$. In other words, the input typical set has to be divided into subsets of number $2^{m[H(V) - H(V|Y)]} = 2^{mI(V; Y)}$ and each subset is marked with $mI(V; Y)$ bit. Therefore, the DI of $mI(V; Y)$ bit is used to determine a typical set, which is converted to the DI of $I(V; Y)$ per symbol.

The target detection theorem is only for single targets, while its proof framework can be extended to multiple targets. Besides, the proof of the target detection theorem is constructive, which implies that typical set detection is an implementable method with asymptotically optimal performance.

8. Simulation Results

In this section, numerical simulations are performed to verify the correctness of theorems and demonstrate the effectiveness of the SAP detector. For the sake of brevity, we consider the case of only one point target in the observation interval and set the actual position of the target at $x_0 = 0$.

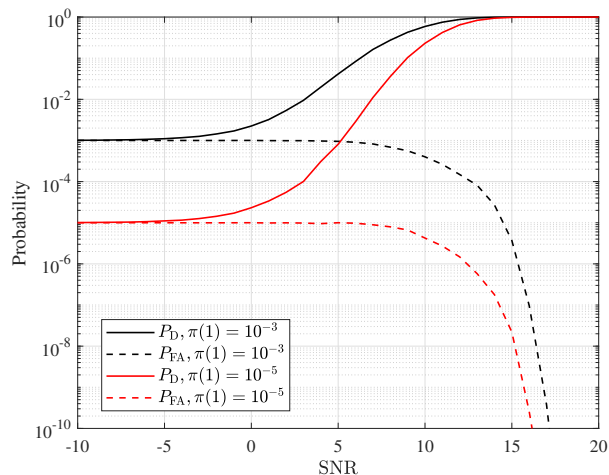


Figure 3: P_{FA} and P_{D} versus SNR for the observation interval is $N = 32$ and different $\pi(1)$.

For different *a priori* probability $\pi(1)$ of the existing state, the change of P_{D} and P_{FA} along with the SNR is shown in Fig. 3. It can be seen that when the SNR is almost 0, P_{D} and P_{FA} are basically equal to $\pi(1)$. With the increase of SNR, P_{D} gradually increases to 1, while P_{FA} gradually decreases and approaches 0.

We verify the correctness of the false alarm theorem in Fig. 4, which depicts the relationship between P_{FA} and $\pi(1)$ for different SNR. It is observed that the curve of P_{FA} gradually approaches the curve of $\pi(1)$ as the observation interval N increases. For SNR = 0dB in Fig. 4 (a), P_{FA} and $\pi(1)$ are equal when N is 512. While for SNR = 5dB in Fig. 4 (b), the two curves representing $N = 2048$ and $P_{\text{FA}} = \pi(1)$ are better matched. Thus, to make P_{FA} equal to $\pi(1)$, a larger observation interval is needed as the SNR increases. In other words, P_{FA} equals $\pi(1)$ as long as the observation interval is sufficiently large.

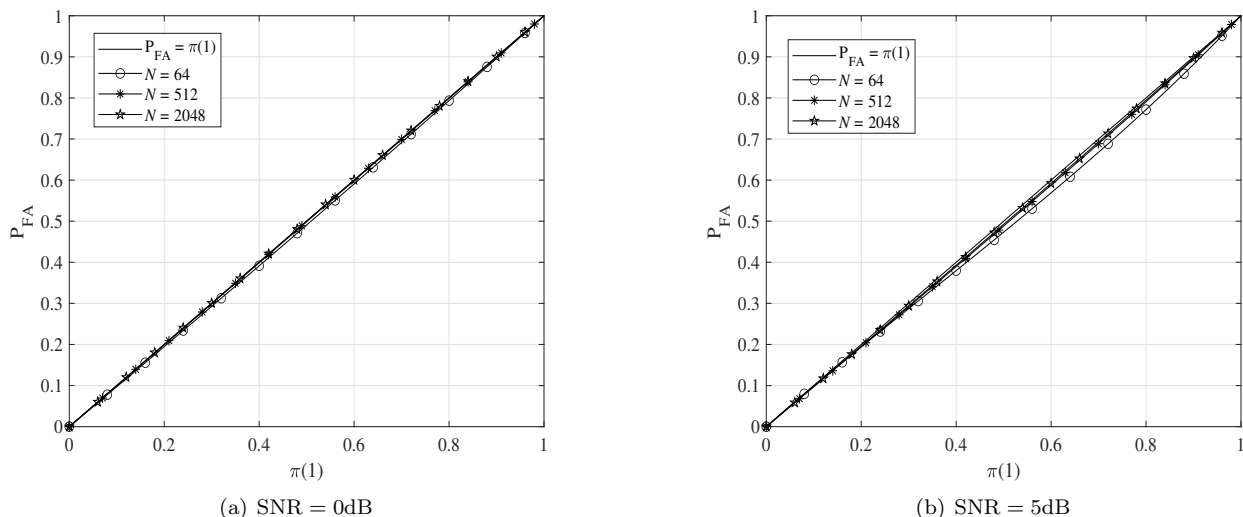


Figure 4: False alarm probability versus the *a priori* probability for the length ($N = 64, 512, 2048$) of the observation interval.

The comparison of the empirical performance of the MAP and NP detectors and the theoretical performance is provided in Fig. 5 and Fig. 6. The performance is measured by 2000 simulations, except for that of the NP detector. Fig. 5 shows the theoretical and the empirical DI versus SNR when the *a priori* probabilities satisfy $\pi(1) = \pi(0)$. It

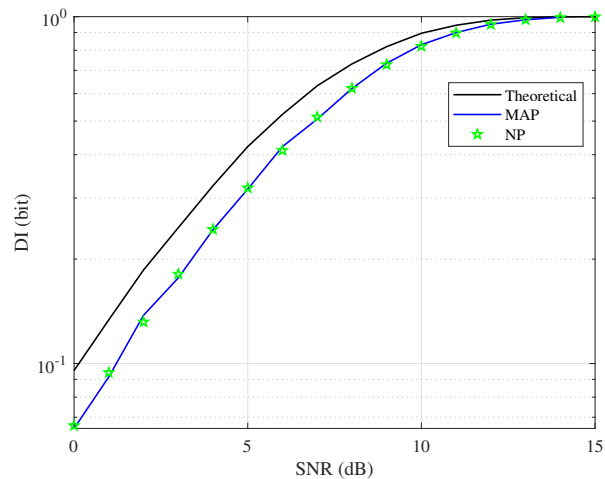


Figure 5: The DI and the empirical DI versus SNR.

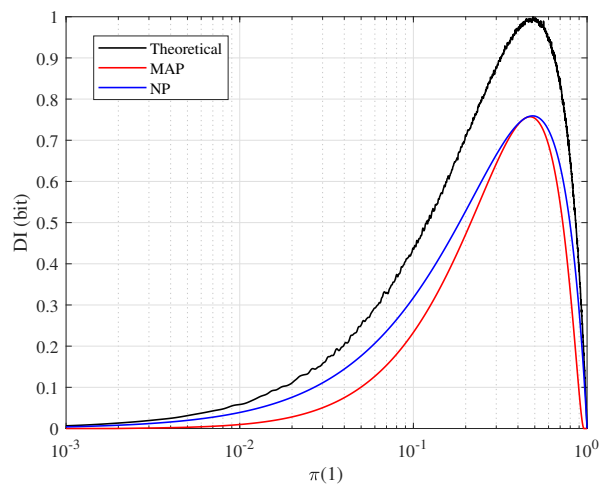


Figure 6: The normalized theoretical DI and the normalized empirical DI versus $\pi(1)$ for SNR = 5 dB.

can be seen that three detectors are upper bounded by the theoretical DI regardless of the SNR value. When the SNR is 5dB, the relationship between the DI and $\pi(1)$ is shown in Fig. 6. As can be seen that the DI and the empirical DI are 0 when $\pi(1)$ is 0 or 1, while the DI and the empirical DI are maximum when $\pi(1)$ is 0.5. This is because the former case means that the target state is known, resulting in no uncertainty or no additional information currently. Meanwhile, in the latter situation, the uncertainty of the target state is the highest, leading to the greatest amount of information available. It is noted that the curve of the NP detector is the maximum value of empirical DI, which is obtained by searching for all false alarm probabilities. In other words, the achievable area of the NP detector is below the green line.

9. Conclusion

In this paper, we investigate the problem of optimal detection based on the thoughts and methodologies of Shannon's information theory. A general radar system model is extended to include the target state v , resulting in an equivalent detection channel. DI is proposed as a theoretical criterion to evaluate detection performance, which holds

for any specific detection method. We derive the *a posteriori* PDF $P(v|\mathbf{y})$ and give expressions for the theoretical false alarm probability and detection probability. The *a priori* probabilities that are not known in practice can be obtained by giving false alarm probabilities. Specially, the false alarm theorem is proved that P_{FA} and $\pi(1)$ satisfy $P_{\text{FA}} = \pi(1)$ within a sufficient observation interval. We present the SAP detection method of a stochastic nature, which is theoretical and used in the proof of the target detection theorem. The target detection theorem states that DI is the achievable theoretical limit. Numerical simulations are performed to verify the correctness of the theorems. The results demonstrate that the empirical DI of the MAP and NP detection methods is no more than the theoretical DI. The target detection theorem reveals the theoretical limit of target detection for the first time from the perspective of information theory, which provides an alternate benchmark for comparison in the design of target detection systems.

10. Acknowledgements

This work was supported by the National Natural Science Foundation of China under Grants 62271254.

Appendix A. Proof of the false alarm theorem

Proof. The received signal is $\mathbf{y} = vs\mathbf{u}(x) + \mathbf{w}$ for an arbitrary scattered signal s . According to (7), the conditional probability density function of \mathbf{y} is

$$p(\mathbf{y}|v) = \left(\frac{1}{\pi N_0}\right)^N \exp\left[-\frac{1}{N_0}(\mathbf{y}^H\mathbf{y})\right] \oint \pi(s) \exp\left(-\frac{v|s|^2}{N_0}\right) \frac{1}{TB} \int_{-\frac{TB}{2}}^{\frac{TB}{2}} \exp\left\{\frac{2}{N_0}\mathcal{R}[vs^*\mathbf{u}^H(x)\mathbf{y}]\right\} dx ds \quad (\text{A.1})$$

Then, based on the Bayes formula, the *a posteriori* PDF is derived as

$$P(v|\mathbf{y}) = \frac{1}{Z} \pi(v) \oint \pi(s) \exp\left(-\frac{v|s|^2}{N_0}\right) \frac{1}{TB} \int_{-\frac{TB}{2}}^{\frac{TB}{2}} \exp\left\{\frac{2}{N_0}\mathcal{R}[vs^*\mathbf{u}^H(x)\mathbf{y}]\right\} dx ds \quad (\text{A.2})$$

or

$$P(v|\mathbf{y}) = \frac{\pi(v)\Upsilon(v,\mathbf{y})}{\pi(0) + \pi(1)\Upsilon(1,\mathbf{y})}, \quad (\text{A.3})$$

where

$$\Upsilon(v,\mathbf{y}) = \oint \pi(s) \exp\left(-\frac{v|s|^2}{N_0}\right) \frac{1}{TB} \int_{-\frac{TB}{2}}^{\frac{TB}{2}} \exp\left\{\frac{2}{N_0}\mathcal{R}[vs^*\mathbf{u}^H(x)\mathbf{y}]\right\} dx ds. \quad (\text{A.4})$$

When the received signal is \mathbf{y}_0 , the output of the matched filter is $\mathbf{u}^H(x)\mathbf{y}_0 = w(x)$. Then, we have

$$P(1|\mathbf{y}_0) = \frac{\pi(1)\Upsilon(1,\mathbf{y}_0)}{\pi(0) + \pi(1)\Upsilon(1,\mathbf{y}_0)}, \quad (\text{A.5})$$

and

$$\Upsilon(1, \mathbf{y}_0) = \oint \pi(s) \exp\left(-\frac{|s|^2}{N_0}\right) \frac{1}{TB} \int_{-\frac{TB}{2}}^{\frac{TB}{2}} \exp\left\{\frac{2}{N_0} \mathcal{R}[s^* w(x)]\right\} dx ds. \quad (\text{A.6})$$

The time average of the stationary process is equal to the ensemble average if the observation interval is sufficiently large, then,

$$\Upsilon(1, \mathbf{y}_0) = \oint \pi(s) \exp\left(-\frac{|s|^2}{N_0}\right) \mathbb{E}_w \left[\exp\left\{\frac{2}{N_0} \mathcal{R}[s^* w(x)]\right\} \right] ds. \quad (\text{A.7})$$

Because of $w(t) \sim \mathcal{CN}(\mu, \sigma^2)$, we have

$$\mathbb{E}_w \left[\exp\left\{\frac{2}{N_0} \text{Re}[s^* w(x)]\right\} \right] = \exp\left(\frac{|s|^2}{N_0}\right). \quad (\text{A.8})$$

Thus

$$\begin{aligned} \Upsilon(1, \mathbf{y}_0) &= \oint \pi(s) \exp\left(-\frac{|s|^2}{N_0}\right) \exp\left(\frac{|s|^2}{N_0}\right) ds \\ &= \oint \pi(s) ds \\ &= 1. \end{aligned} \quad (\text{A.9})$$

Substituting (A.9) into (A.5) yields

$$P(1|\mathbf{y}_0) = \frac{\pi(1)\Upsilon(1, \mathbf{y}_0)}{\pi(0) + \pi(1)\Upsilon(1, \mathbf{y}_0)} = \pi(1). \quad (\text{A.10})$$

Based on the definition of the false alarm probability, one has

$$P_{\text{FA}} = \mathbb{E}_{\mathbf{y}_0} [P(1|\mathbf{y}_0)]. \quad (\text{A.11})$$

According to (A.10) and (A.11), we have

$$P_{\text{FA}} = \pi(1). \quad (\text{A.12})$$

□

Appendix B. Proof of the target detection theorem

Proof. Fix $\pi(v)$. Generate the extended target state sequence V^m according to the distribution,

$$\pi(v^m) = \prod_{i=1}^m \pi(v_i). \quad (\text{B.1})$$

The received sequence Y^m is generated after the extended transmitting sequence V^m passed the m extended channel

$$p(\mathbf{y}^m | v^m) = \prod_{i=1}^m p(\mathbf{y}_i | v_i). \quad (\text{B.2})$$

Assuming that the detection channel $p(\mathbf{y}^m | v^m)$ and the *a priori* distribution $\pi(v^m)$ are known to the receiver, the *a posteriori* probability is calculated by

$$P(v|\mathbf{y}) = \frac{\pi(v)p(\mathbf{y}|v)}{\sum_V \pi(v)p(\mathbf{y}|v)}. \quad (\text{B.3})$$

The typical set detection is used to make the decision sequence \hat{V}^m . For the memory-less snapshot channel $(\mathbb{A}^m, p(\mathbf{y}^m | v^m), \mathbb{B}^m)$, the extended *a posteriori* PDF of the SAP detector is $P_{\text{SAP}}(\hat{v}^m | \mathbf{y}^m) = P(\hat{v}^m | \mathbf{y}^m)$. Then the joint *a posteriori* PDF of the SAP detector satisfies

$$P_{\text{SAP}}(\hat{v}^m, \mathbf{y}^m) = p(\mathbf{y}^m) P_{\text{SAP}}(\hat{v}^m | \mathbf{y}^m) = p(\mathbf{y}^m) p(\hat{v}^m | \mathbf{y}^m) = p(\hat{v}^m, \mathbf{y}^m). \quad (\text{B.4})$$

Therefore, \hat{V}^m and Y^m are jointly typical sequences and the SAP detection is a method of typical set detection. By Lemma 5. (2), the typical set $\mathbb{A}_\varepsilon^m(V|Y)$ of satisfies

$$(1 - \varepsilon) 2^{m(H(V|Y) - 2\varepsilon)} < \|\mathbb{A}_\varepsilon^m(V|Y)\| < 2^{m(H(V|Y) + 2\varepsilon)}. \quad (\text{B.5})$$

If the decision is successful, i.e., $E = 0$, by lemma 5.(2), the empirical entropy satisfies

$$H^{(m)}(V|\hat{V}, E = 0) > H(V|Y) - 2\varepsilon + \frac{1}{m} \log(1 - \varepsilon). \quad (\text{B.6})$$

When m is sufficiently large, the empirical DI satisfies

$$I^{(m)}(V; \hat{V} | E = 0) > I(V; Y) - 2\varepsilon. \quad (\text{B.7})$$

The achievability of the DI is proved.

There are two events that cause the failed decision for the typical set detection. The first is that V^m and Y^m

do not form jointly typical sequences, denoted by \bar{A}_T . The second is that \hat{V}^m and Y^m do not form jointly typical sequences, denoted by \bar{A}_R . Then, the probability of failed decisions is

$$\begin{aligned} P_f^{(m)} &= \Pr(\bar{A}_T \cup \bar{A}_R) \\ &\leq \Pr(\bar{A}_T) + \Pr(\bar{A}_R). \end{aligned} \tag{B.8}$$

According to the lemma 5.(3), we have

$$P_f^{(m)} \leq 2\varepsilon, \tag{B.9}$$

and $P_f^{(m)}$ converges to zero as m increases.

Below, we prove the converse to the target detection theorem. For this, we will extend Fano's inequality to the target detection. Let us firstly introduce some definitions and a lemma.

Then we focus on the conditional entropy $H(V^m, E|Y^m)$. According to the chain rule for entropy, we have

$$H(V^m, E|Y^m) = H(E|Y^m) + H(V^m|Y^m, E). \tag{B.10}$$

It is obvious that $H(E|Y^m) < 1$. The remaining term $H(V^m|Y^m, E)$ can be expressed as

$$H(V^m|Y^m, E) = (1 - P_f^{(m)}) H(V^m|Y^m, E = 0) + P_f^{(m)} H(V^m|Y^m, E = 1), \tag{B.11}$$

where $H(V^m|Y^m, E = 0)$ denotes the uncertainty when the detection is successful.

According to the property of typical sets, we have

$$\begin{aligned} H(V^m|Y^m, E = 0) &\stackrel{(a)}{\leq} \log \left\| \mathbb{A}_\varepsilon^{(m)}(V|Y) \right\| \\ &\stackrel{(b)}{\leq} \log 2^{m[H(V|Y) + 2\varepsilon]} \\ &= m[H(V|Y) + 2\varepsilon], \end{aligned} \tag{B.12}$$

where (a) is gained by the maximum discrete entropy theorem and (b) is resorted to lemma 5.(2). Similarly,

$$\begin{aligned} H(V^m|Y^m, E = 1) &\leq \log(\|\mathbb{A}_\varepsilon^m(V)\| - \|\mathbb{A}_\varepsilon^m(V|Y)\|) \\ &\leq \log\left(2^{m[H(V) + \varepsilon]} - 2^{m[H(V|Y) - 2\varepsilon]}\right) \\ &\leq \log 2^{m[H(V) + \varepsilon]} \\ &= m[H(V) + \varepsilon]. \end{aligned} \tag{B.13}$$

Therefore, we have the following lemma.

Lemma 6. [Extended Fano's Inequality]

$$H(V^m, E|Y^m) \leq 1 + \left(1 - P_f^{(m)}\right) H(V^m|Y^m, E = 0) + P_f^{(m)} m [H(V) + \varepsilon]. \quad (\text{B.14})$$

Proof. According to (B.10) and (B.11), we have

$$\begin{aligned} H(V^m, E|Y^m) &= H(E|Y^m) + H(V^m|E, Y^m) \\ &\leq 1 + H(V^m|E, Y^m) \\ &= 1 + \left(1 - P_f^{(m)}\right) H(V^m|Y^m, E = 0) + P_f^{(m)} H(V^m|Y^m, E = 1). \end{aligned} \quad (\text{B.15})$$

By (B.13), we have

$$H(V^m, E|Y^m) \leq 1 + \left(1 - P_f^{(m)}\right) H(V^m|Y^m, E = 0) + P_f^{(m)} m [H(V) + \varepsilon]. \quad (\text{B.16})$$

□

Next, the proof of the converse to the target detection theorem is provided. According to the properties of entropy and mutual information, we have

$$\begin{aligned} H(V^m) &= H(V^m|Y^m) + I(V^m; Y^m) \\ &\leq H(V^m, E|Y^m) + I(V^m; Y^m), \end{aligned} \quad (\text{B.17})$$

where $H(V^m) = mH(V)$. By the property of the extended channel, we have

$$I(V^m; Y^m) \leq mI(V; Y). \quad (\text{B.18})$$

In light of lemma 6, we have

$$mH(V) \leq 1 + \left(1 - P_f^{(m)}\right) H(V^m|Y^m, E = 0) + P_f^{(m)} m [H(V) + \varepsilon] + mI(V; Y). \quad (\text{B.19})$$

Handling (B.19) yields

$$\begin{aligned}
H(V) - H^{(m)}(V|\hat{V}, E=0) &\leq \frac{1}{m} - P_f^{(m)} H(V^m|Y^m, E=0) + P_f^{(m)} [H(V) + \varepsilon] + I(V; Y) \\
&\leq \frac{1}{m} - P_f^{(m)} [H(V|Y) + 2\varepsilon] + P_f^{(m)} [H(V) + \varepsilon] + I(V; Y) \\
&= \frac{1}{m} + P_f^{(m)} I(V; Y) - P_f^{(m)} \varepsilon + I(V; Y).
\end{aligned} \tag{B.20}$$

If $m \rightarrow \infty, P_f^{(m)} \rightarrow 0$, (B.20) is expressed as

$$I^{(m)}(V; \hat{V}|E=0) < I(V; Y). \tag{B.21}$$

□

References

- [1] Liu J, Liu W, Chen X, et al. Performance Analysis of the Generalized Likelihood Ratio Test in General Phased Array Radar Configuration[J]. IEEE Transactions on Signal Processing, 2021, 69: 4544-4555.
- [2] Lu X, Xu B, Yeo T S, et al. Co-located MIMO radar target detection in cluttered and noisy environment based on 2D block sparse recovery[J]. IEEE Transactions on Signal Processing, 2021, 69: 3431-3445.
- [3] Sangston K J, Gini F, Greco M S. Coherent radar target detection in heavy-tailed compound-Gaussian clutter[J]. IEEE Transactions on Aerospace and Electronic Systems, 2012, 48(1): 64-77.
- [4] Hua X, Ono Y, Peng L, et al. Target detection within nonhomogeneous clutter via total bregman divergence-based matrix information geometry detectors[J]. IEEE Transactions on Signal Processing, 2021, 69: 4326-4340.
- [5] Tang M, Rong Y, Li X R, et al. Invariance theory for adaptive detection in non-Gaussian clutter[J]. IEEE Transactions on Signal Processing, 2020, 68: 2045-2060.
- [6] Zhou G, Wang L. Pseudo-spectrum based speed square filter for track-before-detect in range-doppler domain[J]. IEEE Transactions on Signal Processing, 2019, 67(21): 5596-5610.
- [7] Morelande M R, Kreucher C M, Kastella K. A Bayesian approach to multiple target detection and tracking[J]. IEEE Transactions on Signal Processing, 2007, 55(5): 1589-1604.
- [8] Yan J, Liu H, Pu W, et al. Joint threshold adjustment and power allocation for cognitive target tracking in asynchronous radar network[J]. IEEE Transactions on Signal Processing, 2017, 65(12): 3094-3106.
- [9] Wang Z, Du L, Zhang P, et al. Visual attention-based target detection and discrimination for high-resolution SAR images in complex scenes[J]. IEEE Transactions on Geoscience and Remote Sensing, 2017, 56(4): 1855-1872.
- [10] Comite D, Ahmad F, Liao D H, et al. Multiview imaging for low-signature target detection in rough-surface clutter environment[J]. IEEE Transactions on Geoscience and Remote Sensing, 2017, 55(9): 5220-5229.
- [11] Newey M, Benitz G R, Barrett D J, et al. Detection and imaging of moving targets with limit SAR data[J]. IEEE Transactions on Geoscience and Remote Sensing, 2018, 56(6): 3499-3510.
- [12] Richards, Xing M D, Wang T, et al. Fundamentals of Radar Signal Processing [M]. Electronic Industry Press, 2008.
- [13] Mcdonough R, Whalen A, Mcdonald, et al. Signal detection in noise[M]. Electronic Industry Press, 2006.

- [14] Liu J, Li J. False alarm rate of the GLRT for subspace signals in subspace interference plus Gaussian noise[J]. *IEEE Transactions on Signal Processing*, 2019, 67(11): 3058-3069.
- [15] He Q, Blum R S. Diversity gain for MIMO Neyman–Pearson signal detection[J]. *IEEE Transactions on Signal Processing*, 2010, 59(3): 869-881.
- [16] Sangston K J, Gini F, Greco M S. Coherent radar target detection in heavy-tailed compound-Gaussian clutter[J]. *IEEE Transactions on Aerospace and Electronic Systems*, 2012, 48(1): 64-77.
- [17] C. E. Shannon, “A mathematical theory of communication,” *Bell Syst. Tech. J.*, vol. 27, pp. 379423, 623656, Jul.Oct. 1948.
- [18] Thomas M, Joy A T. *Elements of information theory*[M]. Wiley-Interscience, 2006.
- [19] Zuyun Fu. *Information theory principles and applications (Fourth edition)*[M]. Publishing house of electronics industry, 2015.
- [20] P. Woodward and I. Davies, “A theory of radar information,” *London, Edinburgh, Dublin Phil. Mag. J. Sci.*, vol. 41, no. 321, pp. 10011017, 1950.
- [21] P. Woodward, “Information theory and the design of radar receivers,” *Proc. IRE*, vol. 39, no. 12, pp. 15211524, Dec. 1951.
- [22] P. M. Woodward, “Probability and Information Theory, With Applications to Radar,” in *International Series of Monographs on Electronics and Instrumentation*, vol. 3. Amsterdam, The Netherlands: Elsevier, 2014.
- [23] P. M. Woodward, *Probability and Information Theory with Applications to Radar*, Second Ed., London, Pergamon Press, 1953.
- [24] Hua X, Cheng Y, Wang H, et al. Matrix CFAR detectors based on symmetrized Kullback–Leibler and total Kullback–Leibler divergences[J]. *Digital Signal Processing*, 2017, 69: 106-116.
- [25] Du Z, Zhang Z, Yu W. Distributed target detection in communication interference and noise using OFDM radar[J]. *IEEE Communications Letters*, 2020, 25(2): 598-602.
- [26] Addabbo P, Han S, Biondi F, et al. Adaptive radar detection in the presence of multiple alternative hypotheses using Kullback-Leibler information criterion-part i: Detector designs[J]. *IEEE Transactions on Signal Processing*, 2021, 69: 3730-3741.
- [27] BELL M R. *Information theory and radar: Mutual information and the design and analysis of radar waveforms and systems*[D]. California Institute of Technology rank 1, 1988: 582.
- [28] BELL M R. Information theory and radar waveform design[J]. *IEEE Transactions on Information Theory*, 1993, 39(5): 1578-1597.
- [29] Yang Y, Blum R S. MIMO radar waveform design based on mutual information and minimum mean-square error estimation[J]. *IEEE Transactions on Aerospace and Electronic Systems*, 2007, 43(1): 330-343.
- [30] Tang B, Tang J, Peng Y. MIMO radar waveform design in colored noise based on information theory[J]. *IEEE Transactions on Signal Processing*, 2010, 58(9): 4684-4697.
- [31] De Maio A, Lops M. Design principles of MIMO radar detectors[J]. *IEEE transactions on Aerospace and Electronic Systems*, 2007, 43(3): 886-898.
- [32] Zhou Y, Xu D, Tu W, et al. Spatial information and angular resolution of sensor array[J]. *Signal Processing*, 2020, 174: 107635.
- [33] Xu D, Zhang H, Tu W. Theoretical Limit of Radar Parameter Estimation[J]. *arXiv preprint arXiv: 2107. 04986*, 2021.
- [34] Zhang H, Xu D. Joint range-Doppler resolution limit for multi-pulse radar based on scattering information[J]. *Signal Processing*, 2022: 108724.
- [35] Tager A , Member S , IEEE, et al. Optimal Joint Target Detection and Parameter Estimation by MIMO Radar[J]. *IEEE Journal of Selected Topics in Signal Processing*, 2010, 4(1):127-145.
- [36] Middleton D, Esposito R. Simultaneous Optimum Detection and Estimation of Signals in Noise[J]. *IEEE Transactions on Information Theory*, 1968, 14(3):434-444.
- [37] Baygun B, Hero A O. Optimal simultaneous detection and estimation under a false alarm constraint[J]. *IEEE Transactions on Information Theory*, 1995, 41(3): 688-703.

- [38] Dulek B. A restricted Bayes approach to joint detection and estimation under prior uncertainty[J]. IEEE Transactions on Aerospace and Electronic Systems, 2018, 54(4): 1767-1782.
- [39] Baygun B, Hero A O. Optimal simultaneous detection and estimation under a false alarm constraint[J]. IEEE Transactions on Information Theory, 1995, 41(3): 688-703.
- [40] Kondo M. An evaluation and the optimum threshold for radar return signal applied for a mutual information[C]//Record of the IEEE 2000 International Radar Conference [Cat. No. 00CH37037]. IEEE, 2000: 226-230.