

On the Convergence of Tsetlin Machines for the AND and the OR Operators

Lei Jiao, Xuan Zhang, and Ole-Christoffer Granmo
Email: lei.jiao@uia.no

Abstract

The Tsetlin Machine (TM) is a novel machine learning algorithm based on propositional logic, which has obtained the state-of-the-art performance on several pattern recognition problems. In previous studies, the convergence properties of TM for 1-bit operation and XOR operation have been analyzed. To make the analyses for the basic digital operations complete, in this article, we analyze the convergence when input training samples follow AND and OR operators respectively. Our analyses reveal that the TM can converge almost surely to reproduce AND and OR operators, which are learnt from training data over an infinite time horizon. The analyses on AND and OR operators, together with the previously analysed 1-bit and XOR operations, complete the convergence analyses on basic operators in Boolean algebra.

1 Introduction

The Tsetlin Machine (TM) [1] organizes groups of Tsetlin Automata (TAs) [2] to collaboratively learn distinct patterns in training data. A TA, which is the core learning entity of TM, is a kind of learning automata that select their current actions based on past experiences learnt from the environment in order to obtain the maximum reward. The state of the art of the study in learning automate is presented in [3, 4]. In TM, each group of TAs builds a clause in propositional logic, which captures a specific sub-pattern. Specifically, a clause is a conjunction of literals, where a literal is a propositional input or its negation. Once distinct sub-patterns are learnt by a number of clauses, the overall pattern recognition task is completed by a voting scheme from the clauses.

TMs possess two main advantages: transparent inference and hardware friendliness [1, 5]. TMs provide transparent learning that shows how sub-patterns are composed in clauses, by including or excluding certain literals based on the feedback that they receive. Employing propositional logic for knowledge representation provides rules rather than a mathematical computation, which is advantageous compared with computation based approaches, such as deep learning. In fact, for the deep learning based models, such as attention mechanisms, the learning process itself remains inside the black-box neural network. In general, attention weights do not provide a meaningful explanation [6, 7]. Unlike neural networks, the propositional form of TMs, with non-monotone clauses, is human-interpretable [8]. Computationally, TMs is composed by a set of finite-state automata that are in nature appropriate for hardware implementation [9]. Different from the comprehensive arithmetic operations required by most other AI algorithms, only increment and decrement operations are sufficient for a TA in TM to learn [2], which is indeed hardware friendly.

There are many variations of TMs with two main architectures: the convolutional TM (CTM) [10] and the regression TM (RTM) [11, 12]. The TM, together with its variations, has been employed in several applications, such as word sense disambiguation [13], aspect-based sentiment analysis [14], novelty detection [15], and interpretable NLP [16]. The CUDA version of TM [17] is recently developed, which makes the TM notably more applicable by speeding up TM learning through a novel parallelization scheme, where each clause runs and learns independently in its own thread. The above studies indicate that TMs obtain better or competitive classification and regression accuracy compared with most of the state-of-the-art techniques. At the same time, the transparency of learning is maintained with smaller memory footprint and higher computational efficiency.

For the convergence analysis of TM, the convergence properties of the 1-bit operator and the XOR operator have been analyzed in [18] and [5] respectively. In more details, the convergence for unary operators on one-bit data, i.e., the IDENTITY- and the NOT operators, is analyzed in [18], where we first prove that the TM can converge almost surely to the intended pattern when the training data is noise-free. Thereafter,

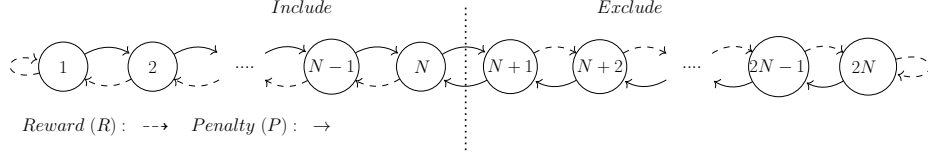


Figure 1: A two-action Tsetlin Automaton with $2N$ states [5].

we analyze the effect of noise, establishing how the noise in the data and the granularity parameter of the TM, s , govern convergence [18]. Through the study of the 1-bit case, the functionalities of the hyper-parameter s for granularity of learning and the chain length of the TA are thoroughly revealed. The convergence property of XOR operator is studied in [5]. For XOR operator, there are two critical sub-patterns, namely $(0, 1)$ and $(1, 0)$, with non-linear relationship. We first prove the convergence of a simple structure with two clauses, each of which has four TAs with two states. Markov chain analysis is adopted for that proof. The analysis indicates that even that simple structure can guarantee the TM to learn the intended XOR logic almost surely. Thereafter, we study the convergence behavior of a more general case, where multiple clauses exist. Through the latter analysis, we reveal the crucial role the hyper-parameter T plays in TM, showing how this hyper-parameter balances the clauses to robustly capture distinct sub-patterns within one class.

Paper Contributions. Based on the summary of the existing analytical work of TM, we understand that the convergence study of the basic logic operators is not complete. In this paper, we will fill in the gap and analyze the convergence of TM for AND and OR operators. This paper, together with [5] and [18], completes the study on the convergence analysis of all fundamental Boolean operators in TM, offering a conclusive convergence analysis and establishing a milestone of TM studies.

Paper Organization. The remaining of the paper is organized as follows. Section 2 briefly reviews the TM and specifies the training process. In Section 3, we present our analytical procedure and the main analytical results for the AND operator. Section 4 analyzes the convergence for the OR operator before we conclude the paper in Section 5.

2 Brief Overview of TM

To make the article self-contained, we present the basics of TM here in this section. Note that this section is technically identical to Section 2 of article [5]. Those who already are familiar with the concept and notations of TM can jump directly to Section 3.

2.1 Review of Tsetlin Machines

A TM that is to learn the characteristics of class i is formed by m teams of TAs. More specifically, the TM trains TAs to formulate m clauses (TA teams), C_j^i , $j = 1, 2, \dots, m$, and to capture the sub-patterns that characterize the class i . The input of a TM is denoted by $\mathbf{X} = [x_1, x_2, \dots, x_o]$, $x_k \in \{0, 1\}$, $k = 1, 2, \dots, o$. Each TA team contains o pairs of TAs, and thus a TA team $\mathcal{G}_j^i = \{\text{TA}_{k'}^{i,j} | 1 \leq k' \leq 2o\}$ has $2o$ TAs. For a certain input variable x_k , there is a pair of TAs that are responsible for its role in the clause. The automaton $\text{TA}_{2k-1}^{i,j}$ is responsible for the original form of the input x_k , whereas $\text{TA}_{2k}^{i,j}$ addresses the negation of x_k , i.e., $\neg x_k$. Note that the original forms of the inputs and their negations are jointly referred to as literals.

Each TA chooses one of two actions, i.e., it either “Includes” or “Excludes” its literal. Figure 1 illustrates the structure of a TA with two actions. When the TA is in any state on the left-hand side, i.e., 1 to N , the action “Include” is selected. The action becomes “Exclude” when the TA is in a state on the right-hand side. The transitions among the states are triggered by a reward or a penalty that the TA receives from the environment, which, in this case, is determined by different types of feedback defined in the TM (to be explained later). Collectively, the outputs of the TA team take part in a conjunction, expressed by the

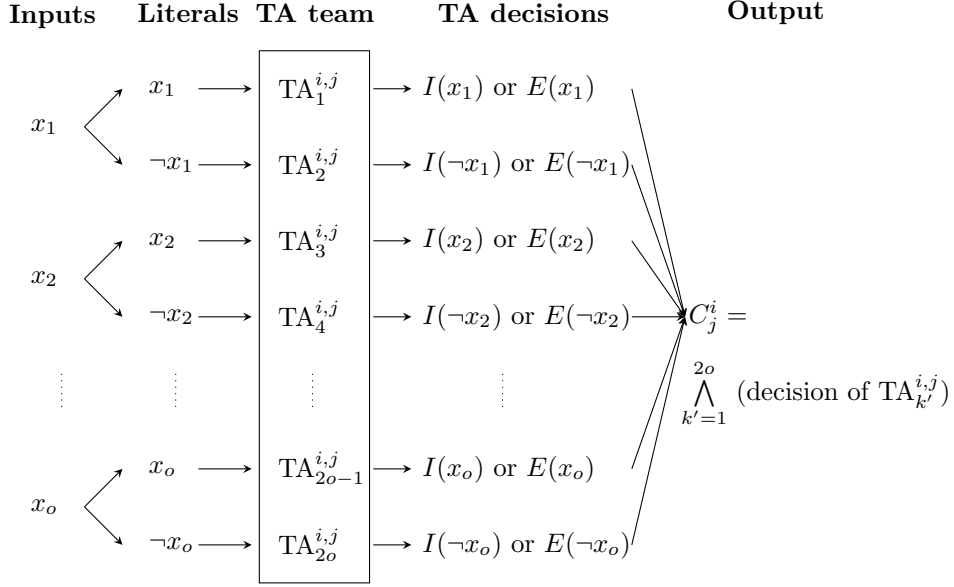


Figure 2: A TA team G_j^i consisting of $2o$ TAs [18]. Here $I(x_1)$ means “include x_1 ” and $E(x_1)$ means “exclude x_1 ” [5].

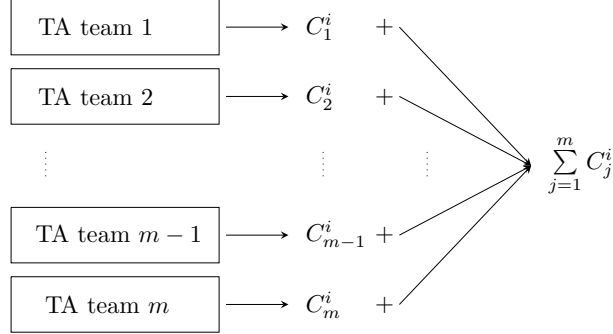


Figure 3: TM voting architecture [5].

conjunctive clause [18]:

$$C_j^i(\mathbf{X}) = \begin{cases} \left(\left(\bigwedge_{k \in I_j^i} x_k \right) \wedge \left(\bigwedge_{k \in \bar{I}_j^i} \neg x_k \right) \right) \wedge 1 & \text{During training,} \\ \left(\left(\bigwedge_{k \in I_j^i} x_k \right) \wedge \left(\bigwedge_{k \in \bar{I}_j^i} \neg x_k \right) \right) \vee 0 & \text{During testing.} \end{cases} \quad (1)$$

In Eq. (1), I_j^i and \bar{I}_j^i are the subsets of indexes for the literals that have been included in the clause. I_j^i contains the indexes of included original (non-negated) inputs, x_k , whereas \bar{I}_j^i contains the indexes of included negated inputs, $\neg x_k$. The “0” and “1” in Eq. (1) make sure that $C_j^i(\mathbf{X})$ also is defined when all the TAs choose to exclude their literals. As can be observed, during training, an “empty” clause outputs 1, while it outputs 0 during testing and operation.

Figure 2 illustrates the structure of a clause and its relationship to its literals. Here, for ease of notation in the analysis of the training procedure, let $I(x) = x$, $I(\neg x) = \neg x$, and $E(x) = E(\neg x) = 1$, with the latter meaning that an excluded literal does not contribute to the output.

Multiple clauses, i.e., the TA teams in conjunctive form, are assembled into a complete TM. There are two architectures for clause assembling: Disjunctive Normal Form Architecture and Voting Architecture. In this study, we focus on the latter one, as shown in Figure 3. The voting consists of summing the outputs

of the clauses:

$$f_{\Sigma}(\mathcal{C}^i(\mathbf{X})) = \sum_{j=1}^m C_j^i(\mathbf{X}). \quad (2)$$

The output of the TM, in turn, is decided by the unit step function:

$$\hat{y}^i = \begin{cases} 0 & \text{for } f_{\Sigma}(\mathcal{C}^i(\mathbf{X})) < Th \\ 1 & \text{for } f_{\Sigma}(\mathcal{C}^i(\mathbf{X})) \geq Th \end{cases} \quad (3)$$

where Th is a predefined threshold for classification. Note that for voting architecture, the TM can assign a polarity to each TA team [1]. For example, TA teams with odd indexes possess positive polarity, and they vote for class i . The remaining TA teams have negative polarity and vote against class i . The voting consists of summing the output of the clauses, according to polarity, and the threshold Th is configured as zero. In this study, for ease of analysis, we consider only positive polarity clauses. Nevertheless, this does not change the nature of TM learning.

2.2 The Tsetlin Machine for Learning Patterns

2.2.1 The Tsetlin Machine Game

The training process is built on letting all the TAs take part in a decentralized game. Training data ($\mathbf{X} = [x_1, x_2, \dots, x_o], y^i$) is obtained from a data set \mathcal{S} , distributed according to the probability distribution $P(\mathbf{X}, y^i)$. In the game, each TA is guided by Type I Feedback and Type II Feedback defined in Table 1 and Table 2, respectively. Type I Feedback is triggered when the training sample has a positive label, i.e., $y^i = 1$, meaning that the sample belongs to class i . When the training sample is labeled as not belonging to class i , i.e., $y^i = 0$, Type II Feedback is utilized for generating responses. The parameter, s , controls the granularity of the clauses and a larger s encourages more literals to be included in each clause. A more detailed analysis on parameter s can be found in [18].

Value of the clause $C_j^i(\mathbf{X})$ Value of the Literal $x_k/\neg x_k$		1		0	
		1	0	1	0
TA Action: Include Literal	$P(\text{Reward})$	$\frac{s-1}{s}$	NA	0	0
	$P(\text{Inaction})$	$\frac{1}{s}$	NA	$\frac{s-1}{s}$	$\frac{s-1}{s}$
	$P(\text{Penalty})$	0	NA	$\frac{1}{s}$	$\frac{1}{s}$
TA Action: Exclude Literal	$P(\text{Reward})$	0	$\frac{1}{s}$	$\frac{1}{s}$	$\frac{1}{s}$
	$P(\text{Inaction})$	$\frac{1}{s}$	$\frac{s-1}{s}$	$\frac{s-1}{s}$	$\frac{s-1}{s}$
	$P(\text{Penalty})$	$\frac{s-1}{s}$	0	0	0

Table 1: Type I Feedback — Feedback upon receiving a sample with label $y = 1$, for a single TA to decide whether to Include or Exclude a given literal $x_k/\neg x_k$ into C_j^i . NA means not applicable [1].

Value of the clause $C_j^i(\mathbf{X})$ Value of the Literal $x_k/\neg x_k$		1		0	
		1	0	1	0
TA Action: Include Literal	$P(\text{Reward})$	0	NA	0	0
	$P(\text{Inaction})$	1.0	NA	1.0	1.0
	$P(\text{Penalty})$	0	NA	0	0
TA Action: Exclude Literal	$P(\text{Reward})$	0	0	0	0
	$P(\text{Inaction})$	1.0	0	1.0	1.0
	$P(\text{Penalty})$	0	1.0	0	0

Table 2: Type II Feedback — Feedback upon receiving a sample with label $y = 0$, for a single TA to decide whether to Include or Exclude a given literal $x_k/\neg x_k$ into C_j^i [1].

To avoid the situation that a majority of the TA teams learns only a small subset of the sub-patterns in the training data, forming an incomplete representation, we use a parameter T as target for the summation f_{Σ} . If the votes for a certain sub-pattern already reach a total of T or more, neither rewards nor penalties

are provided to the TAs when more training samples of this particular sub-pattern are given. In this way, we can ensure that each specific sub-pattern can be captured by a limited number, i.e., T , of available clauses, allowing sparse sub-pattern representations among competing sub-patterns. In more details, the strategy works as follows:

Generating Type I Feedback. If the output from the training sample is $y^i = 1$, we generate, in probability, *Type I Feedback* for each clause $C_j^i \in \mathcal{C}^i$, where \mathcal{C}^i is the set of clauses that are trained for pattern i . The probability of generating Type I Feedback is [1]:

$$u_1 = \frac{T - \max(-T, \min(T, f_{\sum}(\mathcal{C}_i)))}{2T}. \quad (4)$$

Generating Type II Feedback. If the output of the training sample is $y^i = 0$, we generate, again, in probability, *Type II Feedback* to each clause $C_j^i \in \mathcal{C}^i$. The probability is [1]:

$$u_2 = \frac{T + \max(-T, \min(T, f_{\sum}(\mathcal{C}_i)))}{2T}. \quad (5)$$

After Type I Feedback or Type II Feedback is generated for a clause, the individual TA within each clause is given reward/penalty/inaction according to the probability defined, and then the states of the corresponding TAs are updated.

3 Convergence Analysis of TM for AND Operator

In this section, we will prove the convergence of the AND operator. In this proof, we assume that the training samples do not have any noise, i.e.,

$$\begin{aligned} P(y = 1 | x_1 = 1, x_2 = 1) &= 1, \\ P(y = 0 | x_1 = 0, x_2 = 1) &= 1, \\ P(y = 0 | x_1 = 1, x_2 = 0) &= 1, \\ P(y = 0 | x_1 = 0, x_2 = 0) &= 1. \end{aligned} \quad (6)$$

We also assume that in the training samples, the above four cases will appear with non-zero probability. This means that all of the four types of training samples will appear during the training process.

Because the considered AND operator has only one pattern of input \mathbf{X} that will trigger true output, we employ just one clause in this TM. Because the considered TM has only one clause, for ease of expression, we ignore the indices of the classes and the clauses in our notation in the remainder of the proof. After simplification, $\text{TA}_k^{i,j}$ becomes TA_k , and \mathcal{C}_1^1 becomes \mathcal{C} . Since there are two input parameters, we configure 4 TAs, namely, TA_1 , TA_2 , TA_3 , and TA_4 . TA_1 has two actions, i.e., including or excluding x_1 . Similarly, TA_2 corresponds to including or excluding $\neg x_1$. TA_3 and TA_4 determine the behavior of the x_2 and $\neg x_2$, respectively.

Clearly, there is only one pattern that will trigger the output y to be 1, i.e., $x_1 = 1, x_2 = 1$, which corresponds to the logic to both include x_1 and x_2 , and to both exclude $\neg x_1$ and $\neg x_2$ after training. Therefore, once the TM can converge correctly to the intended operation, the actions of TA_1 , TA_2 , TA_3 , and TA_4 should be¹ {I, E, I, E}.

To analyze the convergence of TM in the training process, we freeze the transition of the two TAs for the first bit of the input and study behavior of the second bit of input. Clearly, there are four possibilities for the first bit, x_1 , as:

- Case 1: $\text{TA}_1=\text{E}$, $\text{TA}_2=\text{I}$, i.e., include $\neg x_1$.
- Case 2: $\text{TA}_1=\text{I}$, $\text{TA}_2=\text{E}$, i.e., include x_1 .
- Case 3: $\text{TA}_1=\text{E}$, $\text{TA}_2=\text{E}$, i.e., exclude both x_1 and $\neg x_1$.
- Case 4: $\text{TA}_1=\text{I}$, $\text{TA}_2=\text{I}$, i.e., include both x_1 and $\neg x_1$.

In the next subsections, we will analyze the behavior of the TAs for the second bit with different input training samples, given the above four distinct cases of x_1 , respectively.

¹We use ‘‘I’’ and ‘‘E’’ as abbreviations for include and exclude respectively.

3.1 Case 1: Include $\neg x_1$

In this subsection, we assume that the TAs for first bit is frozen as $TA_1=E$ and $TA_2=I$, and thus the overall joint action for the first bit is “Include $\neg x_1$ ”. In this case, we have 4 situations to study, detailed below:

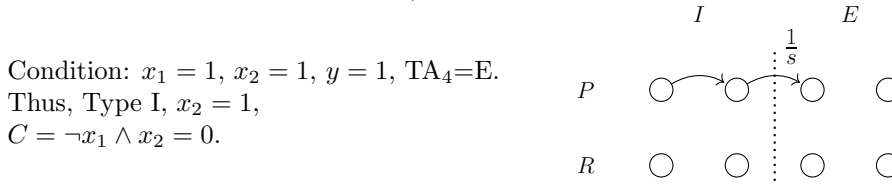
1. We study the transition of TA_3 when it has “Include” as its current action, given different actions of TA_4 (i.e., when the action of TA_4 is frozen as “Include” or “Exclude”).
2. We study the transition of TA_3 when it has “Exclude” as its current action, given different actions of TA_4 (i.e., when the action of TA_4 is frozen as “Include” or “Exclude”).
3. We study the transition of TA_4 when it has “Include” as its current action, given different actions of TA_3 (i.e., when the action of TA_3 is frozen as “Include” or “Exclude”).
4. We study the transition of TA_4 when it has “Exclude” as its current action, given different actions of TA_3 (i.e., when the action of TA_3 is frozen as “Include” or “Exclude”).

In what follows, we will go through, exhaustively, the four situations.

3.1.1 Study TA_3 with Action *Include*


Here we study the transitions of TA_3 when its current action is *Include*, given different actions of TA_4 and input samples. For ease of expressions, the self-loops of the transitions are not depicted in the transition diagram. Clearly, this situation has 8 instances, depending on the variations of the training samples and the status of TA_4 , where the first four correspond to the instances with $TA_4=E$ while the last four represent the instances with $TA_4=I$.

Now we study the first instance, with $x_1 = 1$, $x_2 = 1$, $y = 1$, and $TA_4=E$. Clearly, this training sample will trigger Type I feedback because $y = 1$. Together with the current status of the other TAs, the clause is determined to be $C = \neg x_1 \wedge x_2 = 0$ and the literal is $x_2 = 1$. From Table 1, we know that the penalty probability is $\frac{1}{s}$ and the inaction probability is $\frac{s-1}{s}$. To indicate the transitions, we have plotted the diagram showing the penalty probability. Note that the overall probability is $u_1 \frac{1}{s}$, where u_1 is defined in Eq. (4). To illustrate the transitions of the TA, we assume here we find a certain T such that $u_1 > 0$ holds.

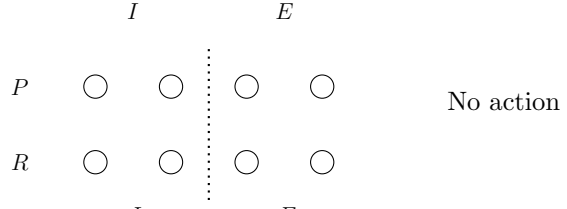


We here continue with analyzing another example shown below. In this instance, it covers the training samples: $x_1 = 1$, $x_2 = 0$, $y = 0$, and $TA_4=E$. Clearly, the training sample will trigger Type II feedback because $y = 0$. Then the clause becomes $C_3 = \neg x_1 \wedge x_2 = 0$. Because we now study TA_3 , the corresponding literal is $x_2 = 0$. Based on the information above, we can check from Table 2 that the probability of “Inaction” is 1. For this reason, the transition diagram does not have any arrow, indicating that there is “No action” for TA_3 .

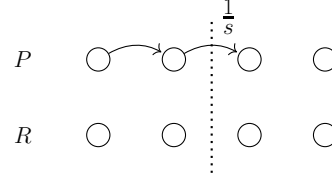
The same analytical principle applies for all the other instances, and we therefore will not explain them in detail in the remainder of the paper.



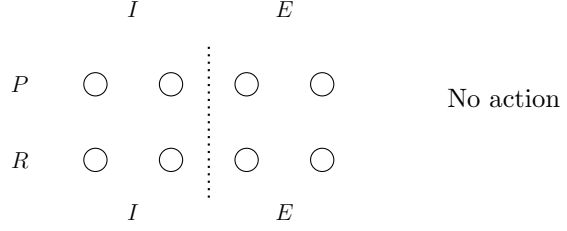
Condition: $x_1 = 0, x_2 = 0, y = 0, TA_4 = E$.
Thus, Type II, $x_2 = 0$,
 $C = \neg x_1 \wedge x_2 = 0$.



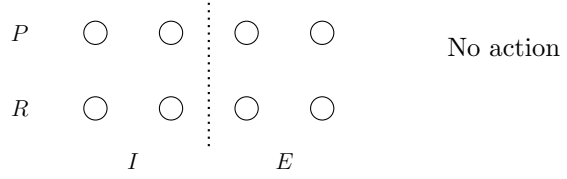
Condition: $x_1 = 1, x_2 = 1, y = 1, TA_4 = I$.
Thus, Type I, $x_2 = 1$,
 $C = \neg x_1 \wedge x_2 \wedge \neg x_2 = 0$.




Condition: $x_1 = 1, x_2 = 0, y = 0, TA_4 = I$.
Thus, Type II, $x_2 = 0$,
 $C = \neg x_1 \wedge x_2 \wedge \neg x_2 = 0$.



Condition: $x_1 = 0, x_2 = 1, y = 0, TA_4 = I$.
Thus, Type II, $x_2 = 1$,
 $C = \neg x_1 \wedge x_2 \wedge \neg x_2 = 0$.



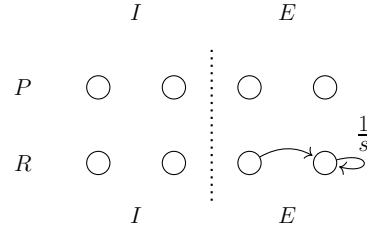
Condition: $x_1 = 0, x_2 = 0, y = 0, TA_4 = I$.
Thus, Type II, $x_2 = 0$,
 $C = \neg x_1 \wedge x_2 \wedge \neg x_2 = 0$.



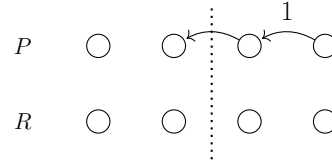
3.1.2 Study TA_3 with Action *Exclude*

Here we study the transitions of TA_3 when its current action is *Exclude*, given different actions of TA_4 and input samples. This situation has 8 instances, depending on the variations of the training samples and the status of TA_4 . In this subsection and the following subsections, we will not plot the transition diagrams for “No action”.

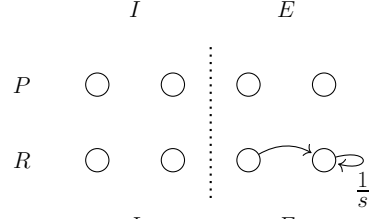
Condition: $x_1 = 1, x_2 = 1, y = 1, TA_4 = E$.
Thus, Type I, $x_2 = 1$,
 $C = \neg x_1 = 0$.



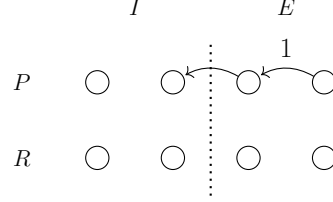
Condition: $x_1 = 0, x_2 = 0, y = 0, TA_4 = E$.
Thus, Type II, $x_2 = 0$,
 $C = \neg x_1 = 1$.



Condition: $x_1 = 1, x_2 = 1, y = 1, TA_4=I$,
Thus, Type I, $x_2 = 1$,
 $C = \neg x_1 \wedge \neg x_2 = 0$.

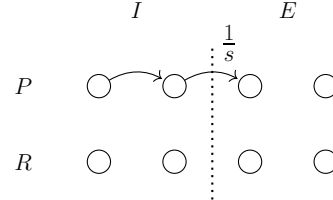


Condition: $x_1 = 0, x_2 = 0, y = 0, TA_4=I$,
Thus, Type II, $x_2 = 0$,
 $C = \neg x_1 \wedge \neg x_2 = 1$.

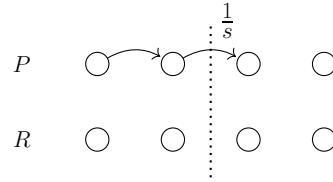


3.1.3 Study TA_4 with Action *Include*

Condition: $x_1 = 1, x_2 = 1, y = 1, TA_3=E$.
Thus, Type I, $\neg x_2 = 0$,
 $C = \neg x_1 \wedge \neg x_2 = 0$.

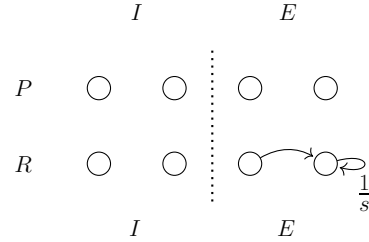


Condition: $x_1 = 1, x_2 = 1, y = 1, TA_3=I$.
Thus, Type I, $\neg x_2 = 0$,
 $C = \neg x_1 \wedge x_2 \wedge \neg x_2 = 0$.

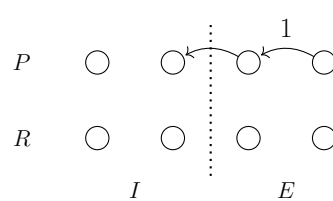


3.1.4 Study TA_4 with Action *Exclude*

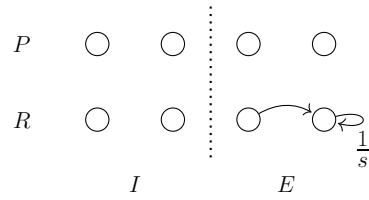
Condition: $x_1 = 1, x_2 = 1, y = 1, TA_3=E$.
Thus, Type I, $\neg x_2 = 0$,
 $C = \neg x_1 = 0$.



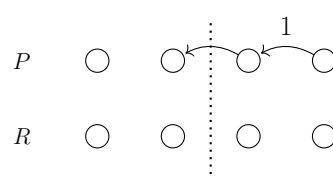
Condition: $x_1 = 0, x_2 = 1, y = 0, TA_3=E$.
Thus, Type II, $\neg x_2 = 0$,
 $C = \neg x_1 = 1$.



Condition: $x_1 = 1, x_2 = 1, y = 1, TA_3=I$.
Thus, Type I, $\neg x_2 = 0$,
 $C = \neg x_1 \wedge x_2 = 0$.



Condition: $x_1 = 0, x_2 = 1, y = 0, TA_3=I$.
Thus, Type II, $\neg x_2 = 0$,
 $C = \neg x_1 \wedge x_2 = 1$.

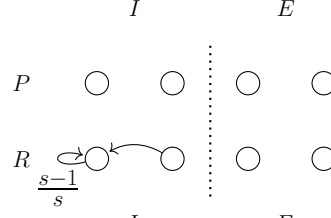


3.2 Case 2: Include x_1

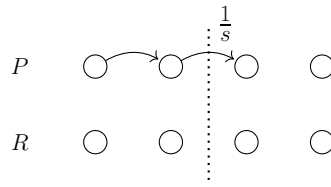
For Case 2, we assume that the actions of the TAs for the first bit are frozen as $TA_1=I$ and $TA_2=E$, and thus the overall joint action for the first bit is “Include x_1 ”. Similar to Case 1, we also have 4 situations, detailed in subsections 3.2.1-3.2.4.

3.2.1 Study TA_3 with Action *Include*

Condition: $x_1 = 1, x_2 = 1, y = 1, TA_4 = E$.
Thus, Type I, $x_2 = 1$,
 $C = x_1 \wedge x_2 = 1$.

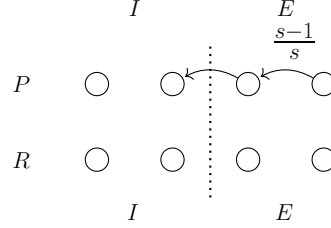


Condition: $x_1 = 1, x_2 = 1, y = 1, TA_4 = I$.
Thus, Type I, $x_2 = 1$,
 $C = x_1 \wedge x_2 \wedge \neg x_2 = 0$.

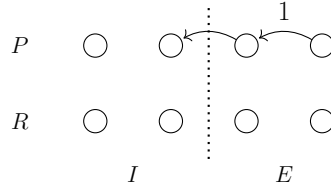


3.2.2 Study TA_3 with Action *Exclude*

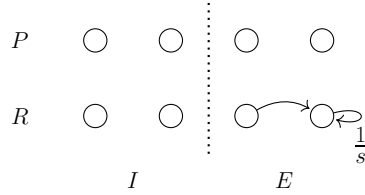
Condition: $x_1 = 1, x_2 = 1, y = 1, TA_4 = E$.
Thus, Type I, $x_2 = 1, C = x_1 = 1$.



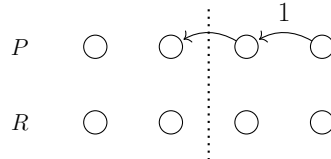
Condition: $x_1 = 1, x_2 = 0, y = 0, TA_4 = E$.
Thus, Type II, $x_2 = 0$,
 $C = x_1 = 1$.



Condition: $x_1 = 1, x_2 = 1, y = 1, TA_4 = I$.
Thus, Type I, $x_2 = 1$,
 $C = x_1 \wedge \neg x_2 = 0$.

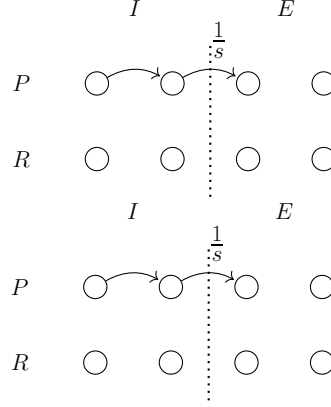


Condition: $x_1 = 1, x_2 = 0, y = 0, TA_4 = I$.
Thus, Type II, $x_2 = 0, C = x_1 \wedge \neg x_2 = 1$.

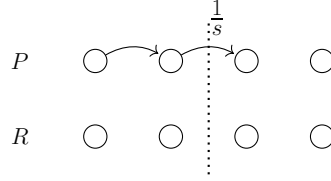


3.2.3 Study TA_4 with Action *Include*

Condition: $x_1 = 1, x_2 = 1, y = 1, TA_3=E$.
 Thus, Type I, $\neg x_2 = 0$,
 $C = x_1 \wedge \neg x_2 = 0$.

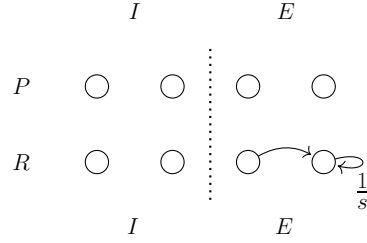


Condition: $x_1 = 1, x_2 = 1, y = 1, TA_3=I$.
 Thus, Type I, $\neg x_2 = 0$,
 $C = x_1 \wedge x_2 \wedge \neg x_2 = 0$.

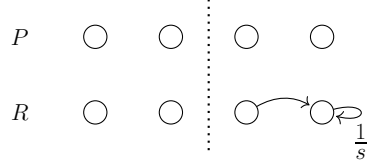


3.2.4 Study TA_4 with Action *Exclude*

Condition: $x_1 = 1, x_2 = 1, y = 1, TA_3=E$.
 Thus, Type I, $\neg x_2 = 0$,
 $C = x_1 = 1$.



Condition: $x_1 = 1, x_2 = 1, y = 1, TA_3=I$.
 Thus, Type I, $\neg x_2 = 0$,
 $C = x_1 \wedge x_2 = 1$.

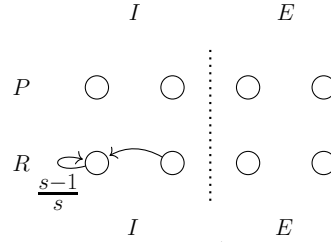


3.3 Case 3: Exclude Both $\neg x_1$ and x_1

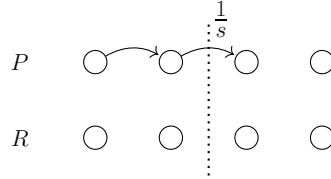
For Case 3, we assume that the actions of TAs for the first bit are frozen as $TA_1=E$ and $TA_2=E$, with 4 situations, detailed in subsections 3.3.1-3.3.4.

3.3.1 Study TA_3 with Action *Include*

Condition: $x_1 = 1, x_2 = 1, y = 1, TA_4=E$.
 Thus, Type I, $x_2 = 1$,
 $C = x_2 = 1$.

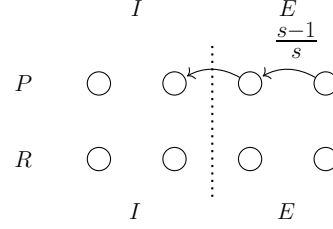


Condition: $x_1 = 1, x_2 = 1, y = 1, TA_4=I$.
 Thus, Type I, $x_2 = 1$,
 $C = 0$.

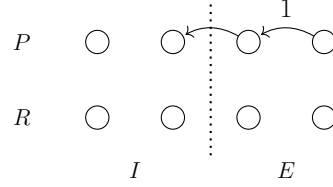


3.3.2 Study TA_3 with Action *Exclude*

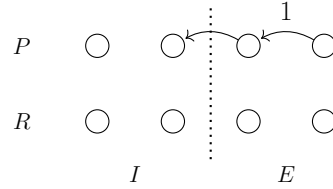
Condition: $x_1 = 1, x_2 = 1, y = 1, TA_4=E$.
Thus, Type I, $x_2 = 1, C = 1$.



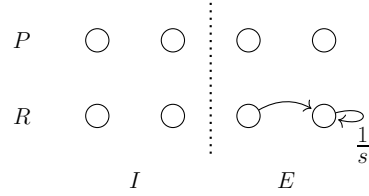
Condition: $x_1 = 1, x_2 = 0, y = 0, TA_4=E$.
Thus, Type II, $x_2 = 0, C = 1$.



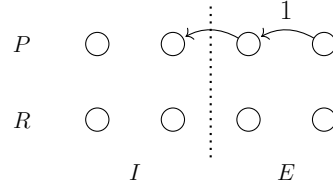
Condition: $x_1 = 0, x_2 = 0, y = 0, TA_4=E$.
Thus, Type II, $x_2 = 0, C = 1$.



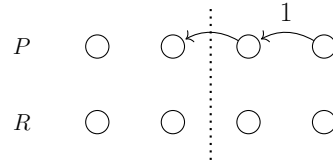
Condition: $x_1 = 1, x_2 = 1, y = 1, TA_4=I$.
Thus, Type I, $x_2 = 1, C = 0$.



Condition: $x_1 = 1, x_2 = 0, y = 0, TA_4=I$.
Thus, Type II, $x_2 = 0, C = 1$.

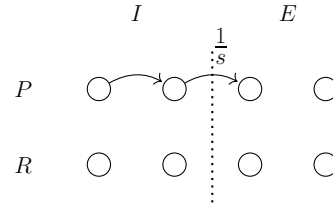


Condition: $x_1 = 0, x_2 = 0, y = 0, TA_4=I$.
Thus, Type II, $x_2 = 0, C = 1$.

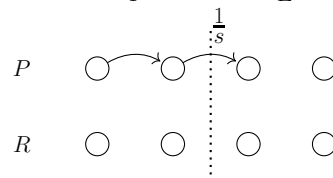


3.3.3 Study TA_4 with Action *Include*

Condition: $x_1 = 1, x_2 = 1, y = 1, TA_3=E$.
Thus, Type I, $\neg x_2 = 0, C = \neg x_2 = 0$.

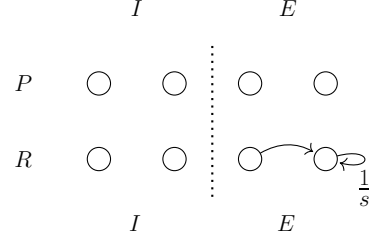


Condition: $x_1 = 1, x_2 = 1, y = 1, TA_3=I$.
Thus, Type I, $\neg x_2 = 0, C = \neg x_2 \wedge x_2 = 0$.

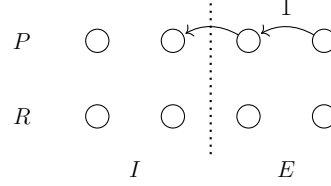


3.3.4 Study TA₄ with Action *Exclude*

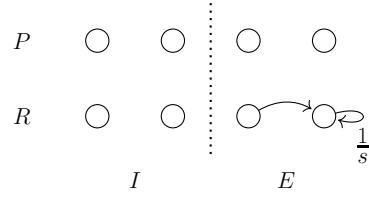
Condition: $x_1 = 1, x_2 = 1, y = 1, TA_3=E$.
Thus, Type I, $\neg x_2 = 0$,
 $C = 1$.



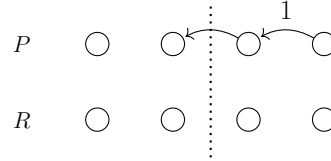
Condition: $x_1 = 0, x_2 = 1, y = 0, TA_3=E$.
Thus, Type II, $\neg x_2 = 0$,
 $C = 1$.



Condition: $x_1 = 1, x_2 = 1, y = 1, TA_3=I$.
Thus, Type I, $\neg x_2 = 0$,
 $C = 1$.



Condition: $x_1 = 0, x_2 = 1, y = 0, TA_3=I$.
Thus, Type II, $\neg x_2 = 0$,
 $C = 1$.

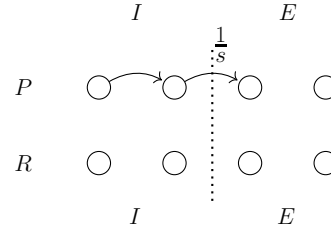


3.4 Case 4: Include Both $\neg x_1$ and x_1

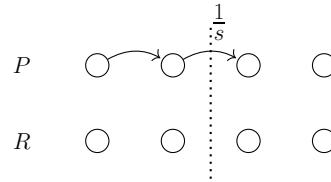
For Case 4, we assume that the actions of TAs for the first bit are frozen as $TA_1=I$ and $TA_2=I$, and thus $C = \mathbf{0}$ always. Similarly, we also have 4 situations, detailed in subsections 3.4.1-3.4.4.

3.4.1 Study TA₃ with Action *Include*

Condition: $x_1 = 1, x_2 = 1, y = 1, TA_4=E$.
Thus, Type I, $x_2 = 1$,
 $C = 0$.

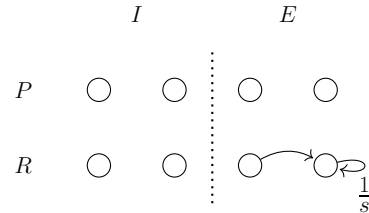


Condition: $x_1 = 1, x_2 = 1, y = 1, TA_4=I$.
Thus, Type I, $x_2 = 1$,
 $C = 0$.

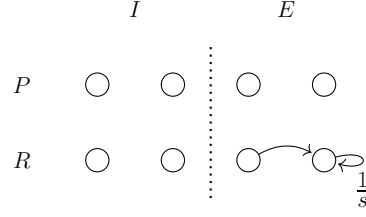


3.4.2 Study TA₃ with Action *Exclude*

Condition: $x_1 = 1, x_2 = 1, y = 1, TA_4=E$.
Thus, Type I, $x_2 = 1$,
 $C = 0$.

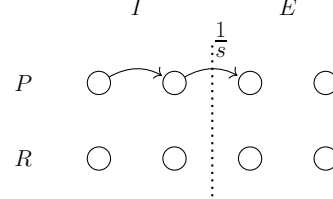


Condition: $x_1 = 1, x_2 = 1, y = 1, TA_4=I$.
Thus, Type I, $x_2 = 1$,
 $C = 0$.

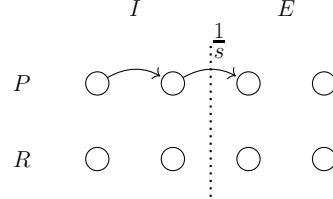


3.4.3 Study TA_4 with Action *Include*

Condition: $x_1 = 1, x_2 = 1, y = 1, TA_3=E$.
Thus, Type I, $\neg x_2 = 0$,
 $C = 0$.

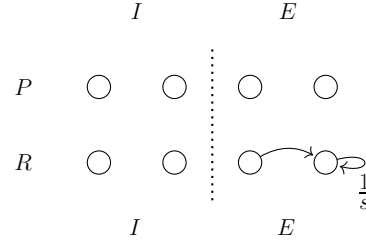


Condition: $x_1 = 1, x_2 = 1, y = 1, TA_3=I$.
Thus, Type II, $\neg x_2 = 0$,
 $C = 0$.

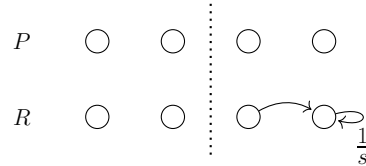


3.4.4 Study TA_4 with Action *Exclude*

Condition: $x_1 = 1, x_2 = 1, y = 1, TA_3=E$.
Thus, Type I, $\neg x_2 = 0$,
 $C = 0$.



Condition: $x_1 = 1, x_2 = 1, y = 1, TA_3=I$.
Thus, Type I, $\neg x_2 = 0$,
 $C = 0$.



So far, we have gone through, exhaustively, the transitions of TA_3 and TA_4 for all possible training samples and system states. In what follows, we will summarize the direction of transitions and study the convergence properties of the system for the given training samples.

3.5 Summarize of the Directions of Transitions in Different Cases

Based on the analysis above, we summarize here what happens to TA_3 and TA_4 , given different status (Cases) of TA_1 and TA_2 . More specifically, we will summarize here the directions of the transitions for the TAs. For example, “ $TA_3 \Rightarrow E$ ” means that TA_3 will move towards the action “Exclude”, while “ $TA_4 \Rightarrow E$ or I ” means the transition move either towards “Exclude” or “Include”.

Scenario 1: Study $TA_3 = I$ and $TA_4 = I$.

In Case 1, we can see that:

$TA_3 \Rightarrow E$.

$TA_4 \Rightarrow E$.

In Case 2, we can see that:

$TA_3 \Rightarrow E$.

$TA_4 \Rightarrow E$.

In Case 3, we can see that:

$TA_3 \Rightarrow E$.

$TA_4 \Rightarrow E$.

In Case 4, we can see that:

$TA_3 \Rightarrow E$.

$TA_4 \Rightarrow E$.

From the facts presented above, we can confirm that regardless the state of TA_1 and TA_2 , if $TA_3 = I$ and $TA_4 = I$, they (TA_3 and TA_4) will eventually move out of their states.

Scenario 2: Study $TA_3 = I$ and $TA_4 = E$.

In Case 1, we can see that:

$TA_3 \Rightarrow E$.

$TA_4 \Rightarrow E$ or I .

In Case 2, we can see that:

$TA_3 \Rightarrow I$.

$TA_4 \Rightarrow E$.

In Case 3, we can see that:

$TA_3 \Rightarrow I$.

$TA_4 \Rightarrow E$ or I .

In Case 4, we can see that:

$TA_3 \Rightarrow E$.

$TA_4 \Rightarrow E$.

For Scenario 2 Case 2, we can observe that if $TA_3=I$, $TA_4=E$, $TA_1=I$, and $TA_2=E$, TA_3 will move deeper to “include” and TA_4 will go deeper to “exclude”. It is not difficult to derive also that TA_1 will move deeper to “include” and TA_2 will transfer deeper to “exclude” in this circumstance. This tells us that the TAs in states $TA_3=I$, $TA_4=E$, $TA_1=I$, and $TA_2=E$, reinforce each other to move deeper to their corresponding directions and they therefore construct an absorbing state of the system. If it is the only absorbing state, we can conclude that the TM converge to the intended “AND” operation.

In Scenario 2, we can observe for Cases 1, 3, and 4, the actions for TA_3 and TA_4 are not absorbing because the TAs will not be reinforced to move monotonically deeper to the states of the corresponding actions for difference cases.

Scenario 3: Study $TA_3 = E$ and $TA_4 = I$.

In Case 1, we can see that:

$TA_3 \Rightarrow E$ or I .

$TA_4 \Rightarrow E$.

In Case 2, we can see that:

$TA_3 \Rightarrow E$ or I .

$TA_4 \Rightarrow E$.

In Case 3, we can see that:

$TA_3 \Rightarrow E$ or I .

$TA_4 \Rightarrow E$.

In Case 4, we can see that:

$TA_3 \Rightarrow E$.

$TA_4 \Rightarrow E$.

In Scenario 3, we can see that the actions for $TA_3=E$ and $TA_4 = I$ are not absorbing because the TAs will not be reinforced to move deeper to the states of the corresponding actions.

Scenario 4: Study $TA_3 = E$ and $TA_4 = E$.

In Case 1, we can see that:

$TA_3 \Rightarrow I$ or E .

$TA_4 \Rightarrow I$ or E .

In Case 2, we can see that:

$TA_3 \Rightarrow I$.

$TA_4 \Rightarrow E$.

In Case 3, we can see that:

$TA_3 \Rightarrow I$.

$TA_4 \Rightarrow I$ or E .

In Case 4, we can see that:

$TA_3 \Rightarrow E$.

$TA_4 \Rightarrow E$.

In Scenario 4, we see that, the actions for $TA_3=E$ and $TA_4 =E$ seem to be an absorbing state, because the states of TAs will move deeper in Case 4. After a revisit of the condition for Case 4, i.e., include both $\neg x_1$ and x_1 , we understand that this condition is not absorbing. In fact, when TA_1 and TA_2 both have “Include” as their actions, they monotonically move towards “Exclude”. Therefore, from the overall system’s perspective, the system state $TA_1=I$, $TA_2=I$, $TA_3=E$, and $TA_4=E$ is not absorbing. For the other cases in the this scenario, there is no absorbing state.

Based on the above analysis, we understand that there is only one absorbing condition in the system, namely, $TA_1=I$, $TA_2=E$, $TA_3=I$, and $TA_4=E$, for the given training samples with AND logic. Therefore, we can conclude that the TM with only one clause can learn to be the intended AND operator, almost surely, in infinite time horizon.

4 Convergence of Analysis of the OR Operator

Once the convergence of the AND operator is proven, it is self-evident that the convergence of the operator OR is also proven. Clearly, if there is one additional NOT gate that is added after the AND operator, the OR operator is achieved. However, this approach requires a change in the structure of the vanilla TM. In fact, the TM can almost surely converge to the intended OR operator if more clauses are given, and the proof is given presently.

To analyse the OR operator, we assume the training samples with the probability below are given.

$$\begin{aligned}
P(y = 1|x_1 = 1, x_2 = 1) &= 1, \\
P(y = 1|x_1 = 0, x_2 = 1) &= 1, \\
P(y = 1|x_1 = 1, x_2 = 0) &= 1, \\
P(y = 0|x_1 = 0, x_2 = 0) &= 1.
\end{aligned} \tag{7}$$

Clearly, there are three sub-patterns of x_1 and x_2 that will result $y = 1$, i.e., $(x_1 = 1, x_2 = 1)$, $(x_1 = 1, x_2 = 0)$, and $(x_1 = 0, x_2 = 1)$. More specifically, Eq. (7) can be split to three cases, corresponding to the three sub-patterns:

$$\begin{aligned}
P(y = 1|x_1 = 1, x_2 = 1) &= 1, \\
P(y = 0|x_1 = 0, x_2 = 0) &= 1,
\end{aligned} \tag{8}$$

$$\begin{aligned}
P(y = 1|x_1 = 0, x_2 = 1) &= 1, \\
P(y = 0|x_1 = 0, x_2 = 0) &= 1,
\end{aligned} \tag{9}$$

and

$$\begin{aligned}
P(y = 1|x_1 = 1, x_2 = 0) &= 1, \\
P(y = 0|x_1 = 0, x_2 = 0) &= 1.
\end{aligned} \tag{10}$$

The convergence analyses of the above three sub-patterns can be derived by reusing the analyses of the sub-patterns of the XOR operator plus the AND operator. For Eq. (8), we can see that the TAs will converge to $TA_1=I$, $TA_2=E$, $TA_3=I$, and $TA_4=E$, by studying the transition diagrams in Subsections 3.1-3.4 when input samples of $x_1 = 0, x_2 = 1$ and $x_1 = 1, x_2 = 0$ are removed. In more details, the directions of the transitions for different scenarios are summarized below.

Scenario 1: Study $TA_3 = I$ and $TA_4 = I$.

In Case 1, we can see that:

$TA_3 \Rightarrow E$.

$TA_4 \Rightarrow E$.

In Case 2, we can see that:

$TA_3 \Rightarrow E$.

$TA_4 \Rightarrow E$.

Scenario 2: Study $TA_3 = I$ and $TA_4 = E$.

In Case 1, we can see that:

$TA_3 \Rightarrow E$.

$TA_4 \Rightarrow E$.

In Case 2, we can see that:

$TA_3 \Rightarrow I$.

$TA_4 \Rightarrow E$.

Scenario 3: Study $TA_3 = E$ and $TA_4 = I$.

In Case 1, we can see that:

$TA_3 \Rightarrow E$ or I .

$TA_4 \Rightarrow E$.

In Case 2, we can see that:

$TA_3 \Rightarrow E$.

$TA_4 \Rightarrow E$.

Scenario 4: Study $TA_3 = E$ and $TA_4 = E$.

In Case 1, we can see that:

$TA_3 \Rightarrow I$ or E .

$TA_4 \Rightarrow E$.

In Case 2, we can see that:

$TA_3 \Rightarrow I$.

$TA_4 \Rightarrow E$.

In Case 3, we can see that:

$TA_3 \Rightarrow E$.

$TA_4 \Rightarrow E$.

In Case 4, we can see that:

$TA_3 \Rightarrow E$.

$TA_4 \Rightarrow E$.

In Case 3, we can see that:

$TA_3 \Rightarrow I$.

$TA_4 \Rightarrow E$.

In Case 4, we can see that:

$TA_3 \Rightarrow E$.

$TA_4 \Rightarrow E$.

In Case 3, we can see that:

$TA_3 \Rightarrow E$ or I .

$TA_4 \Rightarrow E$.

In Case 4, we can see that:

$TA_3 \Rightarrow E$.

$TA_4 \Rightarrow E$.

In Case 3, we can see that:

$TA_3 \Rightarrow I$.

$TA_4 \Rightarrow E$.

In Case 4, we can see that:

$TA_3 \Rightarrow E$.

$TA_4 \Rightarrow E$.

Comparing the analysis with the one in Subsection 3.5, there is apparently another possible absorbing case, which can be observed in Scenario 2, Case 3, where $TA_3=I$ and $TA_4=E$, given $TA_1=E$ and $TA_2=E$. However, given $TA_3=I$ and $TA_4=E$, the TAs for the first bit, i.e., $TA_1=E$ and $TA_2=E$, will not move only towards Exclude. Therefore, they do not reinforce each other to move to deeper states for their current actions. For this reason, $TA_3=I$ and $TA_4=E$, $TA_1=E$ and $TA_2=E$, is not an absorbing state. In addition, given $TA_3=I$, $TA_4=E$, TA_1 and TA_2 with actions E and E will transit towards I and E, encouraging the overall system to move towards I, E, I, and E. Consequently, the system state with $TA_1=I$, $TA_2=E$, $TA_3=I$, and $TA_4=E$ is still the only absorbing case for the given training samples following Eq. (8).

For Eq. (9), similar to the proof of in Lemma 1 in [5], we can derive that the TAs will converge in $TA_1=E$, $TA_2=I$, $TA_3=I$, and $TA_4=E$. The transition diagrams for the samples of Eq. (9) are in fact a subset of the ones presented in Subsection 3.2.1 and Appendix 2 of [5], when the input samples of $x_1 = 1$ and $x_2 = 1$ are removed.

The directions of the transitions of the TAs for the second input bit, i.e., $x_2/\neg x_2$, when the TAs for the first input bit are frozen, are summarized as follows (based on the subset of the transition diagrams in Subsection 3.2.1 of [5]).

Scenario 1: Study $TA_3 = I$ and $TA_4 = I$.

Case 1: we can see that

$TA_3 \rightarrow E$

$TA_4 \rightarrow E$

Case 2: we can see that

$TA_3 \rightarrow E$

$TA_4 \rightarrow E$

Case 3: we can see that

$TA_3 \rightarrow E$

$TA_4 \rightarrow E$

Case 4: we can see that

$TA_3 \rightarrow E$

$TA_4 \rightarrow E$

Scenario 2: Study $TA_3 = I$ and $TA_4 = E$.

Case 1: we can see that

$TA_3 \rightarrow I$

$TA_4 \rightarrow E$

Case 2: we can see that

$TA_3 \rightarrow E$

$TA_4 \rightarrow E$

Case 3: we can see that

$TA_3 \rightarrow I$

$TA_4 \rightarrow E$

Case 4: we can see that

$TA_3 \rightarrow E$

$TA_4 \rightarrow E$

Scenario 3: Study $TA_3 = E$ and $TA_4 = I$.

Case 1: we can see that

$TA_3 \rightarrow I, \text{ or } E$

$TA_4 \rightarrow E$

Case 2: we can see that

$TA_3 \rightarrow E$

$TA_4 \rightarrow E$

Case 3: we can see that

$TA_3 \rightarrow I, \text{ or } E$

$TA_4 \rightarrow E$

Case 4: we can see that

$TA_3 \rightarrow E$

$TA_4 \rightarrow E$

Scenario 4: Study $TA_3 = E$ and $TA_4 = E$.

Case 1: we can see that

$TA_3 \rightarrow I$

$TA_4 \rightarrow E$

Case 2: we can see that

$TA_3 \rightarrow E$

$TA_4 \rightarrow E$

Case 3: we can see that

$TA_3 \rightarrow I$

$TA_4 \rightarrow E$

Case 4: we can see that

$TA_3 \rightarrow E$

$TA_4 \rightarrow E$

The directions of the transitions of the TAs for the first input bit, i.e., $x_1/\neg x_1$, when the TAs for the second input bit are frozen, are summarized as follows (based on the subset of the transition diagrams in Appendix 2 of [5]).

Scenario 1: Study $TA_1 = I$ and $TA_2 = I$.

Case 1: we can see that

$TA_1 \rightarrow E$

$TA_2 \rightarrow E$

Case 2: we can see that

$TA_1 \rightarrow E$

$TA_2 \rightarrow E$

Case 3: we can see that

$TA_1 \rightarrow E$

$TA_2 \rightarrow E$

Case 4: we can see that

$TA_1 \rightarrow E$

$TA_2 \rightarrow E$

Scenario 2: Study $TA_1 = I$ and $TA_2 = E$.

Case 1: we can see that

$TA_1 \rightarrow E$

$TA_2 \rightarrow E$

Case 2: we can see that

$TA_1 \rightarrow E$

$TA_2 \rightarrow E$

Scenario 3: Study $TA_1 = E$ and $TA_2 = I$.

Case 1: we can see that

$TA_1 \rightarrow I$, or E

$TA_2 \rightarrow E$

Case 2: we can see that

$TA_1 \rightarrow E$

$TA_2 \rightarrow I$

Scenario 4: Study $TA_1 = E$ and $TA_2 = E$.

Case 1: we can see that

$TA_1 \rightarrow I$, or E

$TA_2 \rightarrow E$

Case 2: we can see that

$TA_1 \rightarrow E$

$TA_2 \rightarrow I$

Case 3: we can see that

$TA_1 \rightarrow E$

$TA_2 \rightarrow E$

Case 4: we can see that

$TA_1 \rightarrow E$

$TA_2 \rightarrow E$

Case 3: we can see that

$TA_1 \rightarrow I$

$TA_2 \rightarrow I$

Case 4: we can see that

$TA_1 \rightarrow E$

$TA_2 \rightarrow E$

Case 3: we can see that

$TA_1 \rightarrow E$

$TA_2 \rightarrow E$

Case 4: we can see that

$TA_1 \rightarrow E$

$TA_2 \rightarrow E$

By analyzing the transitions of TAs for the two input bits with samples following Eq. (9), we can conclude that $TA_1=E$, $TA_2=I$, $TA_3=I$, and $TA_4=E$ is the only absorbing system state. There are still a few other cases in different scenarios that seem also to be absorbing. But the conditions for those absorbing-like states are not absorbing, making those states not absorbing from system's point of view. For example, the status $TA_3=I$ and $TA_4=E$ seems also absorbing in Case 2, i.e., when $TA_1=E$ and $TA_2=E$ hold. However, to make $TA_1=E$ and $TA_2=E$ absorbing, the condition is $TA_3=I$ and $TA_4=I$, or $TA_3=E$ and $TA_4=E$. Clearly, the status $TA_3=I$ and $TA_4=I$ is not absorbing. For $TA_3=E$ and $TA_4=E$ to be absorbing, it is required to have $TA_1=I$ and $TA_2=I$ to be absorbing, or $TA_1=I$ and $TA_2=E$ to be absorbing, which are not true. Therefore, all those absorbing-like states are not absorbing. In addition, when $TA_3=I$, $TA_4=E$, $TA_1=E$, and $TA_2=E$ hold, the condition $TA_3=I$, $TA_4=E$ will reinforce TA_1 and TA_2 to move towards E , I , which is the absorbing state of the system.

Following the same principle, the TAs will converge to $TA_1=I$, $TA_2=E$, $TA_3=E$, and $TA_4=I$ when training samples from Eq. (10) are given, according to the proof of Lemma 2 in [5].

So far, we show that the sub-patterns can converge to the intended operator if the training samples for an individual sub-pattern are given. Following the concept of Lemma 3 in [5], we understand that if the a threshold value T is not employed when the training samples shown in Eq. (7) are given, the system becomes recurrent. However, when the functionality of threshold value T is enabled, according to Lemma 4 and Lemma 5 in [5], we know that the training samples for a learned sub-pattern will not be observed by the system. More specifically, the TM with parameter T will block a certain sub-pattern when T clauses have learnt this sub-pattern, reinforcing other clauses to learn the other sub-patterns. By revisiting Theorem 2 in [5], we understand that given $T \leq m/3$, the actions of all TAs will not change if each sub-pattern has T clauses converged to a distinct sub-pattern in the OR operator. Thus the convergence OR is also proven.

5 Conclusions

In this article, we prove the convergence of the TM for the AND and the OR operators. Together with the proofs in [5] and [18], we complete the convergence analyses of TM for the fundamental digital operators, which lay the foundation for future applications and analytical studies of TM.

References

- [1] O.-C. Granmo, “The Tsetlin Machine - A Game Theoretic Bandit Driven Approach to Optimal Pattern Recognition with Propositional Logic,” *arXiv:1804.01508*, Apr 2018.
- [2] M. L. Tsetlin, “On Behaviour of Finite Automata in Random Medium,” *Avtomat. i Telemekh.*, vol. 22, no. 10, pp. 1345–1354, 1961.
- [3] X. Zhang, L. Jiao, B. J. Oommen, and O.-C. Granmo, “A Conclusive Analysis of the Finite-time Behavior of the Discretized Pursuit Learning Automaton,” *IEEE Trans. Neural Netw. Learn. Sys.*, vol. 31, no. 1, pp. 284–294, 2020.
- [4] A. Yazidi, X. Zhang, L. Jiao, and B. J. Oommen, “The hierarchical continuous pursuit learning automation: a novel scheme for environments with large numbers of actions,” *IEEE Trans. Neural Netw. Learn. Sys.*, vol. 31, no. 2, pp. 512–526, 2019.
- [5] L. Jiao, X. Zhang, O.-C. Granmo, and K. D. Abeyrathna, “On the Convergence of Tsetlin Machines for the XOR Operator,” *arXiv preprint arXiv:2101.02547*, 2021.
- [6] M. T. Ribeiro, S. Singh, and C. Guestrin, “Why Should I Trust You?: Explaining the Predictions of Any Classifier,” in *ACM SIGKDD*, 2016, pp. 1135–1144.
- [7] S. Jain and B. C. Wallace, “Attention is not explanation,” in *NAACL-HLT (1)*, 2019.
- [8] R. Reiter, “Nonmonotonic reasoning,” *Exploring artificial intelligence*, pp. 439–481, 1988.
- [9] A. Wheeldon, R. Shafik, T. Rahman, J. Lei, A. Yakovlev, and O.-C. Granmo, “Learning Automata based Energy-efficient AI Hardware Design for IoT,” *Philosophical Transactions of the Royal Society A*, vol. 378, no. 2182, 2020.
- [10] O.-C. Granmo, S. Glimsdal, L. Jiao, M. Goodwin, C. W. Omlin, and G. T. Berge, “The Convolutional Tsetlin Machine,” *arXiv preprint arXiv:1905.09688*, 2019.
- [11] K. Darshana Abeyrathna, O.-C. Granmo, X. Zhang, L. Jiao, and M. Goodwin, “The Regression Tsetlin Machine - A Novel Approach to Interpretable Non-Linear Regression,” *Philosophical Transactions of the Royal Society A*, vol. 378, no. 2164, 2020.
- [12] K. D. Abeyrathna, O.-C. Granmo, and M. Goodwin, “A Regression Tsetlin Machine with Integer Weighted Clauses for Compact Pattern Representation,” in *IEA/AIE*, 2020.
- [13] R. Yadav, L. Jiao, O.-C. Granmo, and M. Goodwin, “Interpretability in word sense disambiguation using tsetlin machine,” in *ICAART*, 2021, pp. 402–409.
- [14] —, “Human-Level Interpretable Learning for Aspect-Based Sentiment Analysis,” in *AAAI*, 2021.
- [15] B. Bhattarai, O. Granmo, and L. Jiao, “Measuring the novelty of natural language text using the conjunctive clauses of a tsetlin machine text classifier,” in *ICAART*, 2021, pp. 410–417.
- [16] R. Yadav, L. Jiao, O.-C. Granmo, and M. Goodwin, “Enhancing interpretable clauses semantically using pretrained word representation,” in *the 4th BlackboxNLP Workshop on Analyzing and Interpreting Neural Networks for NLP*, 2021.
- [17] K. D. Abeyrathna, B. Bhattarai, M. Goodwin, S. Gorji, O.-C. Granmo, L. Jiao, R. Saha, and R. K. Yadav, “Massively Parallel and Asynchronous Tsetlin Machine Architecture Supporting Almost Constant-Time Scaling,” in *ICML*, 2021.
- [18] X. Zhang, L. Jiao, O.-C. Granmo, and M. Goodwin, “On the Convergence of Tsetlin Machines for the IDENTITY- and NOT Operators,” *IEEE Trans. Pattern Anal. Mach. Intell.*, accepted, Jun. 2021.