

On Circuit-based Hybrid Quantum Neural Networks for Remote Sensing Imagery Classification

Alessandro Sebastianelli, *Student Member, IEEE*, Daniela A. Zaidenberg, *Student Member, IEEE*,
Dario Spiller, *Member, IEEE*, Bertrand Le Saux, *Member, IEEE*, and Silvia L. Ullo, *Senior Member, IEEE*

Abstract—This article aims to investigate how circuit-based hybrid Quantum Convolutional Neural Networks (QCNNs) can be successfully employed as image classifiers in the context of remote sensing. The hybrid QCNNs enrich the classical architecture of CNNs by introducing a quantum layer within a standard neural network. The novel QCNN proposed in this work is applied to the Land Use and Land Cover (LULC) classification, chosen as an Earth Observation (EO) use case, and tested on the EuroSAT dataset used as reference benchmark. The results of the multiclass classification prove the effectiveness of the presented approach, by demonstrating that the QCNN performances are higher than the classical counterparts. Moreover, investigation of various quantum circuits shows that the ones exploiting quantum entanglement achieve the best classification scores. This study underlines the potentialities of applying quantum computing to an EO case study and provides the theoretical and experimental background for futures investigations.

Index Terms—Quantum Computing, Quantum Machine Learning, Earth Observation, Remote Sensing, Machine Learning, Image classification, Land Use and Land Cover classification.

I. INTRODUCTION

EARTH Observation (EO) has consistently leveraged technological and computational advances helping in develop novel techniques to characterize and model the human environment [1], [2], [3]. Given that many remote sensing missions are currently operative, carrying on board multispectral, hyperspectral, and radar sensors, and the improved capabilities in transmitting and saving a continuously increasing number of images, nowadays estimated in over 150 terabytes per day [4], the amount of data from EO applications has reached impressive volumes so that it is referred to as Big Data. At the same time, advances in computational technologies and analysis methodologies have also progressed to accommodate larger and higher-resolution datasets. Image classification techniques are constantly being improved to keep up with the ever expanding stream of Big Data, and as a consequence Artificial Intelligence (AI) techniques are becoming increasingly necessary tools [5].

Given the need to help expand the processing techniques to deal with this high resolution Big Data, EO is now looking towards new and innovative computation technologies [6].

This is where Quantum Computing (QC) will play a fundamental role [7]. Today, there exists a number of differing quantum devices, such as programmable superconducting processors [8], quantum annealers [9], and photonic quantum computers [10]. However, QC still presents some technological limitations, as reported in [11] with a special concern with noise and limited error correction. Specific algorithms, namely the Noisy Intermediate-Scale Quantum Computing (NISQ) algorithms, have been designed to tackle these issues [12].

Quantum computers promise to efficiently solve important problems that are intractable on a conventional computer. For instance, in quantum systems, due to the exponentially growing physical dimensions, finding the eigenvalues of certain operators is one such intractable problem, which can be solved by combining a highly reconfigurable photonic quantum processor with a conventional computer [13], [14].

There exists the Variational Quantum Eigensolver (VQE). This algorithm is used to solve combinatorial optimization problems like finding the ground state energy of molecule. This is to say, that the algorithm finds a bound to the lowest eigenenergy of a given Hamiltonian [14]. This is in essence, a kind of cost function which is defined by the expectation of the molecular Hamiltonian of a given prepared eigenstate. The goal of a VQE is to minimize this cost function by varying the parameters θ used to prepare the ansatz eigenstate which is often representative of a molecule. This hybrid algorithm, prepares and determines eigenenergies through quantum circuits, and then it varies the parameter classically. By iterating through these classical variations and quantum calculations, a hybrid minimization process is established [13]. This approximation of critical minima is analogous to gradient descent.

A qubit or quantum bit is the basic unit of quantum information in QC, i.e. the quantum version of the classic binary bit. A qubit is one of the simplest quantum systems which displays the peculiarity of quantum mechanics. Indeed, it is a two-state quantum-mechanical system, e.g. an electron in two possible levels (spin up and spin down), or a single photon in one of the two possible states (vertical and horizontal polarization). While in a classical system a bit can be in one state or the other, qubits exist in a coherent superposition of both states simultaneously, a property that is fundamental to quantum mechanics. Quantum computers utilize the principles of superposition and entanglement to streamline computation [15], [16], [17]. For every n qubits, 2^n possible states can be represented. This is an exponential improvement with respect to the classical systems which can

A. Sebastianelli and S. L. Ullo are with the Engineering Department, University of Sannio, Benevento, Italy, email: {sebastianelli, ullo}@unisannio.it

D. A. Zaidenberg is with the Massachusetts Institute of Technology, Boston, USA, email: dzaiden@mit.edu

D. Spiller and B. Le Saux are with the European Space Agency, Φ-lab, Frascati, Italy, email: {dario.spiller, bertrand.lesaux}@esa.int

only represent n states for every n bits. Moreover, quantum systems exist in a high dimensional space, known as a Hilbert space, whose inherent properties lend themselves to a complex linear optimization.

The application of quantum technology for remote sensing has been considered for at least the last 20 years. In [18], an active imaging information transmission technology for satellite-borne quantum remote sensing is proposed, providing solutions and technical basis for realizing active imaging technology relying on quantum mechanics principles. Another application discussed in literature is related to interferometric synthetic aperture radars [19], [20]. In the first work Otgonbaatar and Datcu describe a residue connection problem in the phase unwrapping procedure as quadratic unconstrained binary optimization problem which is solved by using the D-Wave quantum annealer. The same authors in [20] present a quantum annealer application for subset feature selection and the classification of hyperspectral images.

The research presented in this article focuses on the possibility to use quantum computers to enhance the performances of Machine Learning (ML) algorithms when applied to remote sensing use cases, and it is worth to highlight that only very few works have addressed this application in the current state of the art. For instance, quantum computers and convolutional neural networks are considered together for accelerating geospatial data processing in [21], where quantum convolutional layers [22] are used. These layers contain several quantum convolutional filters that transform the input data into different output feature maps by using a number of random quantum circuits, in an analogous way to standard convolutional networks. Quantum circuit-based neural network classifiers for multi-spectral land cover classification have been introduced in preliminary proof-of-concept applications as presented in [23], and an ensemble of support vector machines running on the D-Wave quantum annealer has been proposed for remote sensing image classification in [24]. Finally, in our preliminary work [25], available as Preprint at [26], hybrid quantum-classical neural networks for remote sensing applications are discussed, and a proof-of-concept for binary classification, using multispectral optical data, is reported.

In this manuscript, different circuit-based hybrid quantum convolutional neural networks (QCNNs) are discussed, and a remote sensing image classification use case is considered. Namely, hybrid networks based both on classical and quantum computing will be used, and a comparison will be made of performances provided, when dealing with different quantum circuits applied to classification of remote sensing images.

The main contribution of this work are as follows:

- QC is applied to land-cover classification on the reference benchmark EuroSAT dataset [27] for optical multispectral images, thus by going further than initial proofs-of-concept on a few images [23], [24].
- QCNN multiclass classification is tackled, with respect to the simple binary classification already discussed in [26], and better results are obtained through the quantum-based networks with respect to their fully-classical counterpart.
- A comparative and critical analysis is carried out to analyze the performances of different gate-based circuits

for hybrid QCNN, showing advantages to the architecture with entanglement.

It is also worth to mention that this paper can represent a useful tool for machine learning and remote sensing scientists looking at the way quantum circuits and their parameters work when applied to practical EO problems, since it describes the necessary mathematical and physical elements for the understanding of the quantum approach. The paper is organized as follows. In Sec. II the applications of machine learning in the domain of QC are introduced, and in Sec. III the mathematical and physical background to QC is provided. The proposed methodology and the hybrid QCNNs are presented in Sec. IV, while the results are reported in Sec. V. Concluding remarks are given in Sec. VI.

II. QUANTUM MACHINE LEARNING

In this section, a brief review of the recent results and research open questions concerning Quantum Machine Learning (QML) is reported. First, the benefits of QC for ML applications are explained, by highlighting the general advantages of QML. Then, examples of QML applications are given. Finally the open challenges of these approaches and existing systems are discussed.

The need for Quantum Computing. Given the premises of the previous section concerning the disruptive potentialities of QC, QML has quickly become an area of interest for information science [28], [29], [30], [31] since the 1990s. As already discussed before, with the continuous increasing growth of data requiring classification, computers have had to adapt themselves to process these larger and more complex sets of information. This is why quantum solutions are gained attention and being explored. Moreover, for ML applications, quantum computers may provide an added benefit since they can avoid getting stuck at relative minima in gradient descent, by quantum tunneling through "hills" [32]. Practically, quantum computers are likely to reach a better solution than classical computers. Indeed, QC provides several benefits for ML, such as fast linear algebra, quantum sampling, quantum optimization, and quantum artificial neural networks [33]. Despite the still unsolved limitations, quantum resources are expected to provide advantages for learning problems. For instance, learning in the presence of certain computationally hard problems in ML is identified as a promising direction.

Advantages of Quantum Machine Learning. In [34] the authors introduce and analyse the QCNN as a machine learning-inspired quantum circuit model, and demonstrate its ability to solve important classes of intrinsically quantum many-body problems. They consider two classes of problems, 1) the quantum phase recognition, which asks whether a given input quantum state belongs to a particular quantum phase of matter, and 2) the quantum error correction (QEC) optimization, where they ask for an optimal QEC code for a given, a priori unknown, error model such as dephasing or potentially correlated depolarization in realistic experimental settings. Currently, different quantum algorithms that could act as building blocks of ML programs have been developed, sometimes related to hardware and software challenges that

are not yet completely solved [29]. Given that ML and AI can play fundamental roles in the quantum domain [31], the main benefits of QML as already summarized in [35] are the following:

- 1) Improvements in run-time;
- 2) Learning capacity improvements;
- 3) Learning efficiency improvements.

However, there is not a shared consensus on how and when QML can be advantageous with respect to its classical counterpart on general classes of problems. For instance, in [36], it is shown how the quality and the amount of data can sensibly affect the performances of classical and QML models in such a way that the quantum advantage is not always guaranteed. With this regard, this paper adds an important element of discussion with respect to the state of the art, by demonstrating how QML could help when dealing with real remote sensing images for a multiclass classification problem.

Quantum Machine Learning applications. Currently, there are a number of general methods for implementing quantum circuits into ML models. Some examples that can be found in the literature are the following. In [37] image classification is performed via a QML, while in [38] a quantum support vector machine is used for Big Data classification. In [22] quantum convolutional neural networks are employed to carry out image recognition, and instead variational quantum circuits for inductive Grover oracularization are presented in [39]. Lithology interpretation from well logs is discussed in [40], and quantum variational autoencoder presented in [41]. Quantum Neural Networks (QNNs) are often presented as hybrid algorithms that leverage quantum nodes throughout the networks [42], [43], [44]. QNNs develop a network of both quantum and classical nodes with some given activation functions, convolutional connections, and weighted edges. Here, the quantum nodes can be represented by single qubits or clusters of qubits. QNNs can also present a more complexly integrated circuit with entanglement, where you can exploit correlations between quantum nodes to speed up computation.

Quantum Machine Learning challenges. Trying to create complex quantum networks which link together layers of quantum nodes still represents a research challenge. Despite the many possible theoretical applications of quantum computers, there is still significant progress that must be made towards more reliable computation. The QC industry currently finds itself in the Noisy Intermediate-Scale Quantum (NISQ) era where there is a limit to the number of operations that can be performed on a quantum computer before the information stored becomes useless [12]. Currently, these impediments contribute to the difficulties in scaling up quantum computers. However, all the work in progress is not useless since as soon as scaling quantum computers become viable, they will be able to represent exponentially more information than the classical ones. Fortunately, recent events show promising evidence for moving ahead and away from the NISQ era. In particular, by using QCNN models, researchers have been able to create an optimal quantum error correction scheme for a given error mode [34], and moreover, many QC companies are also projecting similar timelines for developing their

architecture. Some companies are planning to release error corrected and fault tolerant commercial quantum computers by the 2025 [45], [46].

III. MATHEMATICAL BACKGROUND ON QC

In this section the basic notions of quantum computing are introduced. Further information can be retrieved in [16], [17].

Qubits are the fundamental units of information held in quantum computers. A physical qubit exists in a *superposition* of two states, $|0\rangle$ and $|1\rangle$, as shown in Fig. 1 referring to an hydrogen atom with ground and excited states (another example of qubit is the photon, where the two states are the horizontal and the vertical polarizations). The state $|\psi\rangle$ of the qubit describes the probability distribution of the state and is expressed as

$$|\psi\rangle = \alpha|0\rangle + \beta|1\rangle. \quad (1)$$

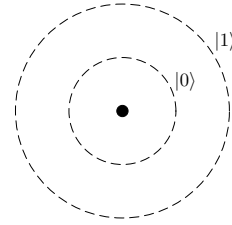


Figure 1: Qubit modeling as hydrogen atom, with electron ground state $|0\rangle$ and first excited state $|1\rangle$.

Quantum measurement is an irreversible operation in which information is gained about the state of a single qubit, and superposition is lost. Mathematically speaking, in Eq. (1) $|\psi\rangle$ can be viewed as a vector in a Hilbert Space (i.e., a vector space equipped with an inner product operation) where

$$|0\rangle = \begin{pmatrix} 1 \\ 0 \end{pmatrix}, \quad |1\rangle = \begin{pmatrix} 0 \\ 1 \end{pmatrix}, \quad (2)$$

$\alpha, \beta \in \mathbb{C}$ represent the probability of measuring the state $|0\rangle$ and $|1\rangle$, respectively, with the constraint $|\alpha|^2 + |\beta|^2 = 1$. For the state $|\psi\rangle = \sqrt{\frac{1}{3}}|0\rangle + \sqrt{\frac{2}{3}}|1\rangle$, the probabilities of measuring $|0\rangle$ and $|1\rangle$ are $\frac{1}{3}$ and $\frac{2}{3}$, respectively. Moreover, the measurement process does irreversibly modify the qubit, so that after the measurement the qubit can be $|\psi\rangle = |0\rangle$ with probability α^2 , and $|\psi\rangle = |1\rangle$ with probability β^2 .

When considering a system of two qubits with states $\alpha_0|0\rangle + \alpha_1|1\rangle$ and $\beta_0|0\rangle + \beta_1|1\rangle$, the state evaluated by means of the tensor product is the superposition given by

$$|\psi\rangle = \alpha_0\beta_0|00\rangle + \alpha_0\beta_1|01\rangle + \alpha_1\beta_0|10\rangle + \alpha_1\beta_1|11\rangle, \quad (3)$$

where $\alpha_i, \beta_j \in \mathbb{C}$ and $\sum \alpha_i\beta_j = 1$. The state $|00\rangle$, for instance, is given as $|0\rangle \otimes |0\rangle$, where \otimes is the tensor product. It turns out that, in general, you cannot factorize the state in Eq. (3) in terms of the original qubits. This phenomenon, known as *entanglement*, has an important consequence in the measurement process. Indeed, considering the *Bell* state

$$|\psi\rangle = \frac{1}{\sqrt{2}}|00\rangle + \frac{1}{\sqrt{2}}|11\rangle, \quad (4)$$

if the measurement of the first qubit returns the state $|0\rangle$ (with probability 0.5), then the entangled state collapse to $|00\rangle$. At this point, the second qubit is completely known as it is in the state $|0\rangle$ as well. This result is true even when the two qubits are separated by a very large (theoretically infinite) distance, leading to the violation of the locality principle of classical mechanics.

The qubit state in Eq. (1) can be expressed as a function of two angles ϑ and φ , i.e.

$$|\psi\rangle = \cos \frac{\vartheta}{2} |0\rangle + e^{i\varphi} \sin \frac{\vartheta}{2} |1\rangle, \quad (5)$$

and represented as a point sitting on the surface of a unitary three-dimensional sphere, named the Bloch sphere, as shown in Fig. 2. With this notation, ϑ describes the probability of the qubit to result in $|0\rangle$ or $|1\rangle$ and the angle φ describes the phase the qubit is in.

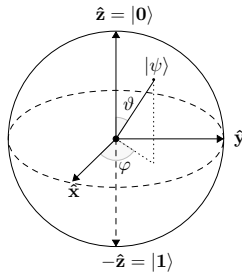


Figure 2: The Bloch sphere representing the probabilistic space in which the quantum state can exist. Gate operations rotate $|\psi\rangle$ about the Bloch sphere, changing the phase and the probability amplitudes of the qubit.

Quantum gates, denoted by U in the following, are basic quantum circuits operating on a small number of qubits. They are the building blocks of quantum circuits, like classical logic gates are for conventional digital circuits. Quantum gates are unitary operators, i.e. $U^\dagger U = U U^\dagger = I$, where the symbol \dagger denotes the conjugate transpose, and U is described as a unitary matrix relative to some basis. Important properties are that 1) U preserves the inner product of the Hilbert space and 2) qubit gate operations can also be visualized as rotations of the quantum state vector in the Bloch sphere.

The standard quantum gates used in this paper are introduced hereafter:

- *Hadamard* gate, a single qubit gate described by the matrix:

$$H = \frac{1}{\sqrt{2}} \begin{pmatrix} 1 & 1 \\ 1 & -1 \end{pmatrix}. \quad (6)$$

Starting from the single state qubit $|0\rangle$, the Hadamard gate return the superposition of two states, namely the so called *plus* state $|+\rangle$, i.e.

$$\begin{aligned} H|0\rangle &= \frac{1}{\sqrt{2}} \begin{pmatrix} 1 & 1 \\ 1 & -1 \end{pmatrix} \begin{pmatrix} 1 \\ 0 \end{pmatrix} = \frac{1}{\sqrt{2}} \begin{pmatrix} 1 \\ 1 \end{pmatrix} \\ &= \frac{1}{\sqrt{2}} \begin{pmatrix} 1 \\ 0 \end{pmatrix} + \frac{1}{\sqrt{2}} \begin{pmatrix} 0 \\ 1 \end{pmatrix} \\ &= \frac{1}{\sqrt{2}} |0\rangle + \frac{1}{\sqrt{2}} |1\rangle = |+\rangle \end{aligned} \quad (7)$$

- *Rotation* gates, $R_x(\theta)$, $R_y(\theta)$, $R_z(\theta)$, i.e. single qubit gates described by rotation matrices about the \hat{x} , \hat{y} , \hat{z} axes of the Bloch sphere, respectively. The gate $R_y(\theta)$, which will be used in the following, takes the form:

$$R_y(\theta) = \begin{pmatrix} \cos \frac{\theta}{2} & -\sin \frac{\theta}{2} \\ \sin \frac{\theta}{2} & \cos \frac{\theta}{2} \end{pmatrix}. \quad (8)$$

- *CNOT* gate, which is a two qubits gate described by the matrix

$$U = \begin{pmatrix} 1 & 0 & 0 & 0 \\ 0 & 1 & 0 & 0 \\ 0 & 0 & 0 & 1 \\ 0 & 0 & 1 & 0 \end{pmatrix} \quad (9)$$

and represented in Fig. 3. When the input are basis states $|0\rangle$ and $|1\rangle$, the CNOT gate transform the state

$$\alpha_{00} |00\rangle + \alpha_{01} |01\rangle + \alpha_{10} |10\rangle + \alpha_{11} |11\rangle$$

into

$$\alpha_{00} |00\rangle + \alpha_{01} |01\rangle + \alpha_{10} |11\rangle + \alpha_{11} |10\rangle,$$

i.e., it flips the second qubit (the target qubit) if and only if the first qubit (the control qubit) is $|1\rangle$.

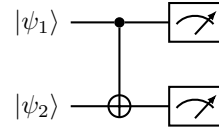


Figure 3: CNOT gate with two input qubits and measurement output.

The combination of Hadamard and CNOT gates is used to create an entangled Bell state as defined in Eq. (4). The corresponding circuit shown in Fig. 4 is the basic building block of the quantum circuits investigated in this paper, as it introduces entanglement in the circuit by enhancing the computation performances.

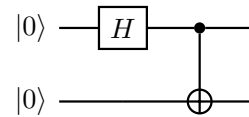


Figure 4: Quantum circuit to create Bell state.

IV. METHODOLOGY

In this section, a selected number of quantum circuits, investigated as potential quantum layers in the proposed hybrid network, are described. Firstly, the integration of the quantum part into the classical architecture is discussed, by presenting the "*Data Embedding*" operation and showing an example of interface between classical and quantum layers. At the end of the section, the hybrid QCNN is presented, and the model optimization and inference discussed. Although the quantum circuits presented in the following are standardly used in QC

for data processing and they are fundamental units of IBM Qiskit [47], [48], it is worth to highlight that all codes have been realized from scratch by the authors and released open-access in a public repository [49].

A. Data Embedding

To create a hybrid QNN, a parametrized quantum circuit is typically used as a hidden layer for the neural network. Yet, with respect to classical network architectures, right in order to integrate the quantum part into the classical architecture, it is critical to realize a higher dimensional quantum representation of classical data in the creation of the hybrid model. In this section, a brief description on how to prepare a quantum state at this end is given.

A feature mapping is first run through a unitary operator applied to a set of N $|0\rangle$ quantum nodes as a method of encoding the classical information in the new N -qubit space. A unitary matrix, needed to encode the information, must be classically derived before applying it to the quantum circuit. Its parameters are determined by the values of the preceding classical nodes at the point of insertion. This operation is referred to as data embedding, where the preceding classical activation is represented through the related amplitude probability of measuring $|1\rangle$ in the quantum state.

Different gate operations can be used to encode a quantum representation of classical information. For instance, Abbas et al. in [30] show how that can be done by first applying a Hadamard gate to put the qubits in a superposition state, and then by applying RZ-gate rotations to the qubits, with angles equivalent to the feature values of preceding inputs. Alternate gate operations can be used to encode a quantum representation of classical information. Yet, the interpretation of the prepared state must be self consistent, that means to consider the encoding system valid as long as the input operations and the output measurement accurately represent the classical information.

Proceeding the classical encoding, the parametrized quantum circuit is then applied. A parametrized quantum circuit is a quantum circuit where the rotation angles for each gate are specified by the components of a classical input vector. The outputs from the neural network's previous layer will be collected and used as the inputs for the parametrized circuit. The measurement statistics of the quantum circuit can then be collected and used as inputs for the following hidden layer. As a demonstrative example in Figure 5 the interface between classical and quantum layers is sketched.

B. Selected Quantum Circuits for Image Classification

Three types of circuits, selected among the possible quantum circuits and to be used in the proposed hybrid QCNN, are presented. Their structure reflects the adopted implementation with 4 qubits, which represents a more complex architecture with respect to simpler ones where less qubits are used [26]. Far from being an exhaustive comparison of all possible quantum configurations, the description of the adopted circuits will allow to get an insight on how their

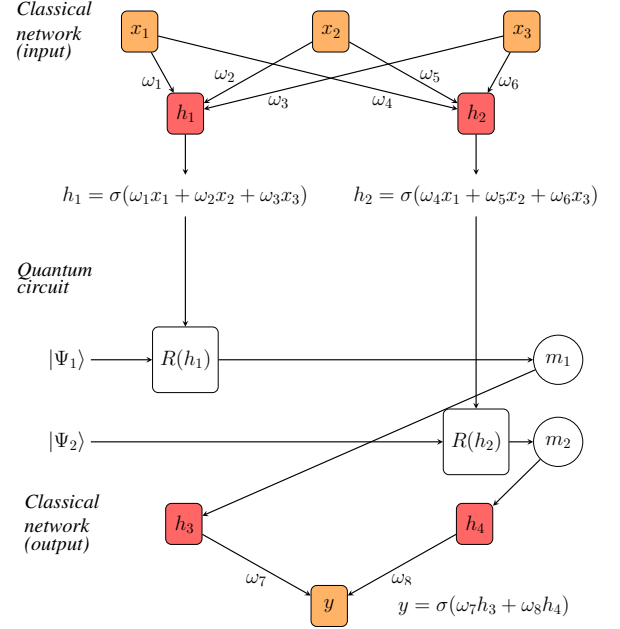


Figure 5: Interface between classical and quantum layers.

gates can influence the final results and help speed up certain computational processes.

No entanglement circuit In the simple QCNN presented in [26], there is no entanglement and classical nodes are merely replaced by a parameters quantum node [42]. As seen in Fig. 6, the qubits are first placed in superposition through the application of a Hadamard gate.

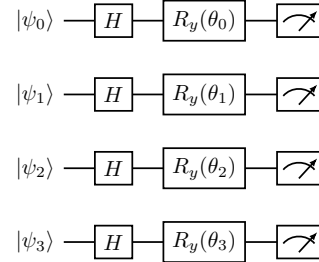


Figure 6: No entanglement circuit.

Next, the quantum nodes undergo R_y gate rotations about the parameters θ . This whole process is ultimately representative of quantum node activation which simply encodes the sum of the weighted activations from preceding classical nodes that are mapped into the quantum nodes. If only one qubit is considered, the effect of the Hadamard and rotation gates on the qubit $|0\rangle$ are summarized as:

$$\begin{aligned}
 R_y(\theta)H|0\rangle &= \frac{1}{\sqrt{2}} \begin{pmatrix} \cos(\frac{\theta}{2}) & -\sin(\frac{\theta}{2}) \\ \sin(\frac{\theta}{2}) & \cos(\frac{\theta}{2}) \end{pmatrix} \begin{pmatrix} 1 & 1 \\ 1 & -1 \end{pmatrix} \begin{pmatrix} 1 \\ 0 \end{pmatrix} \\
 &\stackrel{\text{Eq. (7)}}{=} \frac{1}{\sqrt{2}} \begin{pmatrix} \cos(\frac{\theta}{2}) & -\sin(\frac{\theta}{2}) \\ \sin(\frac{\theta}{2}) & \cos(\frac{\theta}{2}) \end{pmatrix} (|0\rangle + |1\rangle) \\
 &= \frac{\cos(\frac{\theta}{2}) + \sin(\frac{\theta}{2})}{\sqrt{2}} |0\rangle + \frac{\cos(\frac{\theta}{2}) - \sin(\frac{\theta}{2})}{\sqrt{2}} |1\rangle
 \end{aligned} \tag{10}$$

The overall gate composed by 4 Hadamard and 4 rotation gates can be built by using the matrix multiplication for successive gates and the tensor product for parallel gates, hence the final unitary transformation U is

$$U^* = \bigotimes_{i=0}^{i=3} (R_y(\theta_i) \cdot H) \quad (11)$$

The entire circuit returns the state

$$|\psi\rangle = U^*(|\psi_0\rangle \otimes |\psi_1\rangle \otimes |\psi_2\rangle \otimes |\psi_3\rangle) \quad (12)$$

which, when considering $|0\rangle$ as inputs, is

$$|\psi\rangle = U^* |0000\rangle. \quad (13)$$

Bellman Circuit The Bellman Circuit shown in Fig. 7 leverages a basic system of entanglement to encode classical information into a quantum space. Here the speedup may lie in the fact that the quantum states are prepared first through entanglement (by means of the Hadamard and CNOT gates) leading to correlational associations. Following the entanglement process, the parametrization using angular rotations predefined by classical information once more translate the classical information as a quantum activation.

The qubits are first entangled through the application of a Hadamard gate and then sequential CNOT gates. Following this, the qubits are rotated about the y axis using parameters θ . This is the basis of the activation process. Then the CNOT application process is reversed, but the superposition is never removed. The benefit of this process seems to lie in the variation of the encoding and rotation process, as it is now not just a projection of the classical information into a quantum space, but rather a transformation of this information that exploits quantum feature space.

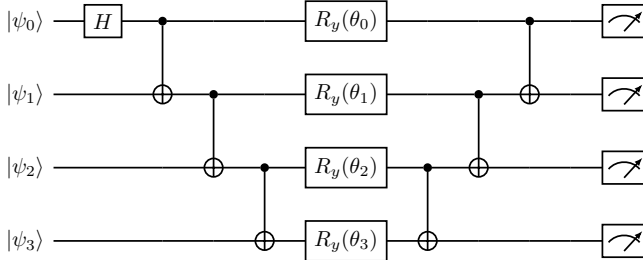


Figure 7: Bellman circuit.

Considering the four inputs as $|0\rangle$, before entering into the rotation gates the state of the 4 qubits is given as

$$|\psi\rangle = \frac{1}{\sqrt{2}} |0000\rangle + \frac{1}{\sqrt{2}} |1111\rangle. \quad (14)$$

The four rotation gates applied to the entangled state correspond to the application of the gate

$$R_y^{\otimes 4}(\theta_0, \theta_1, \theta_2, \theta_3) = \bigotimes_{i=0}^{i=3} R_y(\theta_i) \quad (15)$$

corresponding to a 16×16 matrix. Finally, the rotated entangled state passes through three more CNOT gates and then it

is measured. Supposing the four rotations are identities (i.e., $\theta_i = 0$, $i = 1, \dots, 4$), the effect of the three CNOT gates is

$$\begin{aligned} \frac{1}{\sqrt{2}} |0000\rangle + \frac{1}{\sqrt{2}} |1111\rangle &\xrightarrow{1^{st} \text{ CNOT}} \frac{1}{\sqrt{2}} |0000\rangle + \frac{1}{\sqrt{2}} |1110\rangle, \\ \frac{1}{\sqrt{2}} |0000\rangle + \frac{1}{\sqrt{2}} |1110\rangle &\xrightarrow{2^{nd} \text{ CNOT}} \frac{1}{\sqrt{2}} |0000\rangle + \frac{1}{\sqrt{2}} |1100\rangle, \\ \frac{1}{\sqrt{2}} |0000\rangle + \frac{1}{\sqrt{2}} |1100\rangle &\xrightarrow{3^{rd} \text{ CNOT}} \frac{1}{\sqrt{2}} |0000\rangle + \frac{1}{\sqrt{2}} |1000\rangle. \end{aligned}$$

Real Amplitudes Circuit As is shown in Fig. 8, breaking down the circuit, each qubit passes through a Hadamard gate and then undergoes a gate rotation with parameters θ (this value is derived from the result of the preceding classical node). This is the process by which the classical information is turned into quantum information. Then, the qubits are all mutually entangled using CNOT gates. For instance, considering identity rotations, i.e. $R_y(\theta_i) = I$, $i = 0, \dots, 3$, the state before the CNOT gates is

$$\begin{aligned} |\Psi_1\rangle &= \left(\bigotimes_{i=0}^{i=3} H \right) |0000\rangle = \bigotimes_{i=0}^{i=3} (H |0\rangle) \\ &= \left(\frac{1}{\sqrt{2}} \right)^4 \bigotimes_{i=0}^{i=3} (|0\rangle + |1\rangle) \\ &= 0.25(|0000\rangle + |0010\rangle + |0011\rangle + |0001\rangle \\ &\quad + |0100\rangle + |0110\rangle + |0111\rangle + |0101\rangle \\ &\quad + |1000\rangle + |1010\rangle + |1011\rangle + |1001\rangle \\ &\quad + |1100\rangle + |1110\rangle + |1101\rangle + |1111\rangle). \end{aligned}$$

After the CNOT gates, one can easily verify that this example state is unchanged, i.e. $|\Psi_1\rangle = |\Psi_2\rangle$ (but in the general case it varies). Finally, the quantum parameters θ_i , $i = 4, \dots, 7$ are implemented by means of the final four rotations. By using Eq. (15), the final state is

$$|\Psi_3\rangle = R_y^{\otimes 4} |\Psi_2\rangle.$$

During the validation and testing process, the second θ parameters are used as the “quantum weights” mapping to the following classically fully connected layer of the nodes.

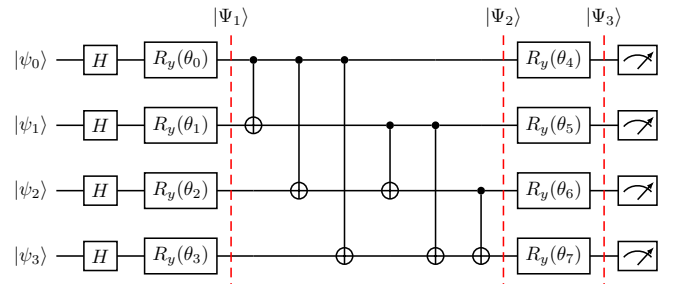


Figure 8: Real Amplitudes circuit.

C. Hybrid Quantum Neural Network Classifier

The proposed QCNN classifier is based on recent hybrid QML models and it consists of the combination of classical ML and quantum layers [50], [32]. This kind of architecture is

commonly used in current computer vision applications, where quantum layers are involved [51], [52].

The Fig. 9 shows the QCNN structure, where the classical part consists of a CNN derived from the LeNet-5 [53], in which both the number of convolutional layers and the input dimension were changed to fit the input image size. Moreover, with respect to the original LeNet-5 design, the proposed model contains only two fully connected layers, stacked at beginning and at the end of the quantum layer. These two layers are used for adapting the input size, needed by the quantum layer, and the output size to fit the number of classes. The purpose of the classical neural layers is to ensure *data embedding* from the image space to the quantum capacity.

Regarding the quantum part, the quantum layer (blue box labeled as Quantum Circuit in Fig. 9) aims to benefit of the propoerties of probabilistic quantum computing. This quantum layer is implemented with one the circuits described in Sec. IV. In the course of this study, several quantum circuits were tested and analyzed to investigate their potential.

For comparisons purposes, two versions of the classical counterpart of the proposed QCNN classifier have been implemented and tested. For the classical CNN classifier 1, the quantum circuit has been replaced with a fully connected layer of 16 nodes, based on the quantum circuit output size. For the classical CNN classifier 2, the quantum circuit has been replaced with a multi-layer perceptron with fully-connected layers of 256, 64, 32, 10 nodes.

The experimental dataset under consideration is the "EuroSAT: Land Use and Land Cover Classification with Sentinel-2", a dataset of Sentinel-2 satellite images covering 13 spectral bands and consisting out of 10 classes with in total 27000 labeled and geo-referenced images [54]. The dataset has been divided in training and validation sets with a 80-20 factor. Sample images of the dataset are shown in Fig. 10.

D. Training and testing

As stated before, both the training and testing procedure, when possible, has been conducted under the same hypothesis and by using the same settings. All the qubits in Fig. 6, Fig. 7, and Fig. 8 are set equal to the state $|0\rangle$.

The models were trained on the Google Colaboratory platform, where each user can count on: 1) a GPU Tesla K80, having 2496 CUDA cores, compute 3.7, 12G GDDR5 VRAM, 2) a CPU single core hyper threaded i.e (1 core, 2 threads) Xeon Processors @2.3 Ghz (No Turbo Boost), 3) 45MB Cache, 4) 12.6 GB of available RAM and 5) 320 GB of available disk.

Each QCNN classifier, regardless of the circuit it used, has been trained for 50 epochs, using the Adam optimizer, with a learning rate of 0.0002, and the Cross-Entropy as loss function. The two classical CNN have been trained in the same way, but they took ~ 100 epochs to converge.

The training procedure is summarized in Algorithm 1, where the fundamental steps of this process have been reported. The training phase, as happens for any machine learning model whose training is based on backpropagation algorithms, can be divided into two streams, the feed-forward and backward.

In the first stream, input data passes through both the CNN and the Quantum Circuit, then the overall output is compared with the ground truth, to calculate the error, and through the backward stream all the model's weights are updated according to the error and its gradient. The testing of the models have been conducted on the validation dataset, according to the procedure summarized in Algorithm 2 for the sake of reproducibility.

Algorithm 1: Training of Hybrid Quantum Neural Networks

```

initializeModel()
for epoch  $\leftarrow$  0 to epochs by 1 do
  img, groundTruth = loadFromTrainingSet()
  /* Apply CNN */
  featuresMap = applyCNN(img)
  featuresVector = flatten(featuresMap)
  /* Adapt features for Quantum */
  Circuit
  toQuantumCircuit = applyFully1(featuresVector)
  quantumOut =
    applyQuantumCircuit(toQuantumCircuit)
  /* Adapt Quantum Output for */
  classification
  /* */
  classification =
    softmax(applyFullt2(applyQuantumCircuit))
  /* Update Hybird CNN */
  error, grad = computeErrorGrad(classification,
    groundTruth)
  updatesCNNWeights(error, grad)
  updatesQuantumWeights(error, grad)
end

```

Algorithm 2: Testing of Hybrid Quantum Neural Networks

```

model = loadTrainedModel()
for img  $\leftarrow$  to testing set do
  img, groundTruth = loadFromTestingSet()
  append(groundTruths, groundTruth)
  /* Apply Trained Model */
  prediction = applyTrainedModel(model, img)
  append(predictions, prediction)
end
/* Get scores */
cm = confusionMatrix(groundTruths, predictions)
accuracy, precision, recall, f1 =
  classificationReport(groundTruths, predictions)

```

V. RESULTS

A. EuroSAT dataset classification

In this section the results of all the proposed models are presented in the form of confusion matrices and tables with classification reports, showing accuracy, precision, recall and F1 score, as defined by equations (16).

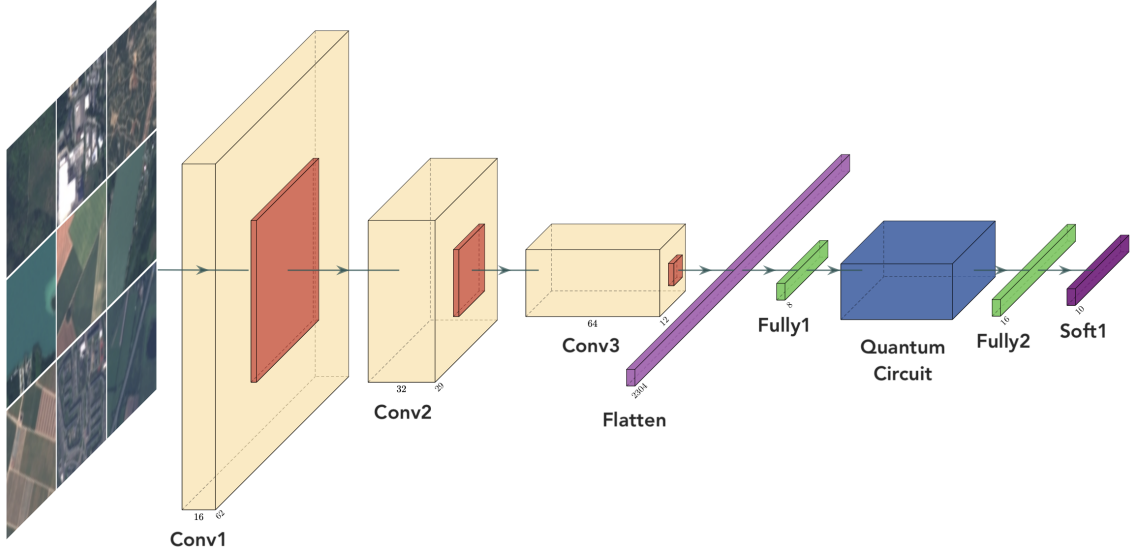


Figure 9: Proposed hybrid Quantum Neural Network Classifier ¹




Figure 10: Sample of EuroSAT dataset, 4 images for each class.

$$\text{Accuracy} = \frac{TP + TN}{TP + FP + FN + TN} \quad (16a)$$

$$\text{Precision} = \frac{TP}{TP + FP} \quad (16b)$$

$$\text{Recall} = \frac{TP}{TP + FN} \quad (16c)$$

$$\text{F1 Score} = 2 \frac{\text{Recall} \cdot \text{Precision}}{\text{Recall} + \text{Precision}} \quad (16d)$$

In equations (16), TP , TN , FP , FN are the number of True Positive cases, True Negative cases, False Positive cases, and False Negative cases, respectively.

In Table I the F1 scores are reported for each class, together with the overall Accuracy, computed on the three proposed quantum classifier and on the two classical counterparts. While in Table II and Table III the Precision and Recall are reported for each class and for each model mentioned above.

The main evident difference between the quantum-based models is the increased performances when circuits with entanglement are used, thanks to the increased complexity. Both entangled circuits also performed better than the two classical counterparts. Among circuits with entanglement, the Real Amplitudes Circuit reaches the best overall accuracy of 92%, a +10% gain over the second best approach. Delving into details, it has to be underlined that the model using the no entanglement circuit fails to recover the Highway class, one of the classes on which all the classifiers analyzed have found greater difficulties. This result highlights that the choice of the quantum circuit is not only linked to the type of application but also to the complexity of the data being used. In fact, this circuit has been successfully applied for digit image classification [48], but its effectiveness is poor on more complex remote sensing images.

In Fig. 11 the confusion matrices for each model are shown. The Real Amplitudes Circuit-based QCNN shows the best confusion matrix, with nearly-perfect scores on the diagonal. It is able to surpass the performances of all the other quantum-based models and those of the classic models, which all come up against difficulties for specific classes.

B. Coarse-to-fine structured land-cover classification

To further challenge the capacities brought by entanglement in the Real Amplitudes Circuit, a structured prediction setting, with coarse-to-fine classification, has been tested. Three

¹Quantum Neural Network graphics made with PlotNeuralNet [55].

Model	F1 Score										Accuracy
	Annual Crop	Forest	Herb. Vegetation	Highway	Industrial	Pasture	Perma. Crop	Residential	River	Sea Lake	
Classical v1	0.83	0.91	0.79	0.63	0.90	0.73	0.70	0.92	0.77	0.97	0.83
Classical v2	0.81	0.94	0.76	0.67	0.91	0.83	0.70	0.89	0.73	0.95	0.83
No entanglement circuit	0.83	0.93	0.79	0.00	0.87	0.86	0.65	0.89	0.74	0.96	0.79
Bellman Circuit	0.82	0.89	0.78	0.72	0.94	0.78	0.69	0.94	0.80	0.97	0.84
Real Amplitudes Circuit	0.90	0.98	0.89	0.86	0.96	0.92	0.84	0.97	0.87	0.98	0.92

Table I: F1 Score + Accuracy

Model	Precision										Accuracy
	Annual Crop	Forest	Herb. Vegetation	Highway	Industrial	Pasture	Perma. Crop	Residential	River	Sea Lake	
Classical v1	0.78	0.97	0.84	0.75	0.86	0.75	0.60	0.97	0.74	0.99	
Classical v2	0.82	0.90	0.79	0.65	0.88	0.83	0.68	0.86	0.83	0.98	
No entanglement circuit	0.78	0.94	0.74	0.00	0.87	0.82	0.62	0.83	0.66	0.95	
Bellman Circuit	0.92	0.81	0.77	0.69	0.90	0.73	0.86	0.92	0.79	0.99	
Real Amplitudes Circuit	0.91	0.98	0.92	0.85	0.99	0.94	0.76	0.95	0.91	0.99	

Table II: Precision

Model	Recall										Accuracy
	Annual Crop	Forest	Herb. Vegetation	Highway	Industrial	Pasture	Perma. Crop	Residential	River	Sea Lake	
Classical v1	0.87	0.86	0.75	0.54	0.96	0.71	0.83	0.88	0.81	0.95	
Classical v2	0.80	0.97	0.72	0.67	0.94	0.83	0.71	0.93	0.72	0.91	
No entanglement circuit	0.87	0.92	0.86	0.00	0.87	0.89	0.68	0.98	0.85	0.98	
Bellman Circuit	0.74	0.98	0.78	0.75	0.97	0.83	0.57	0.97	0.82	0.94	
Real Amplitudes Circuit	0.89	0.98	0.87	0.86	0.94	0.91	0.93	0.99	0.83	0.98	

Table III: Recall

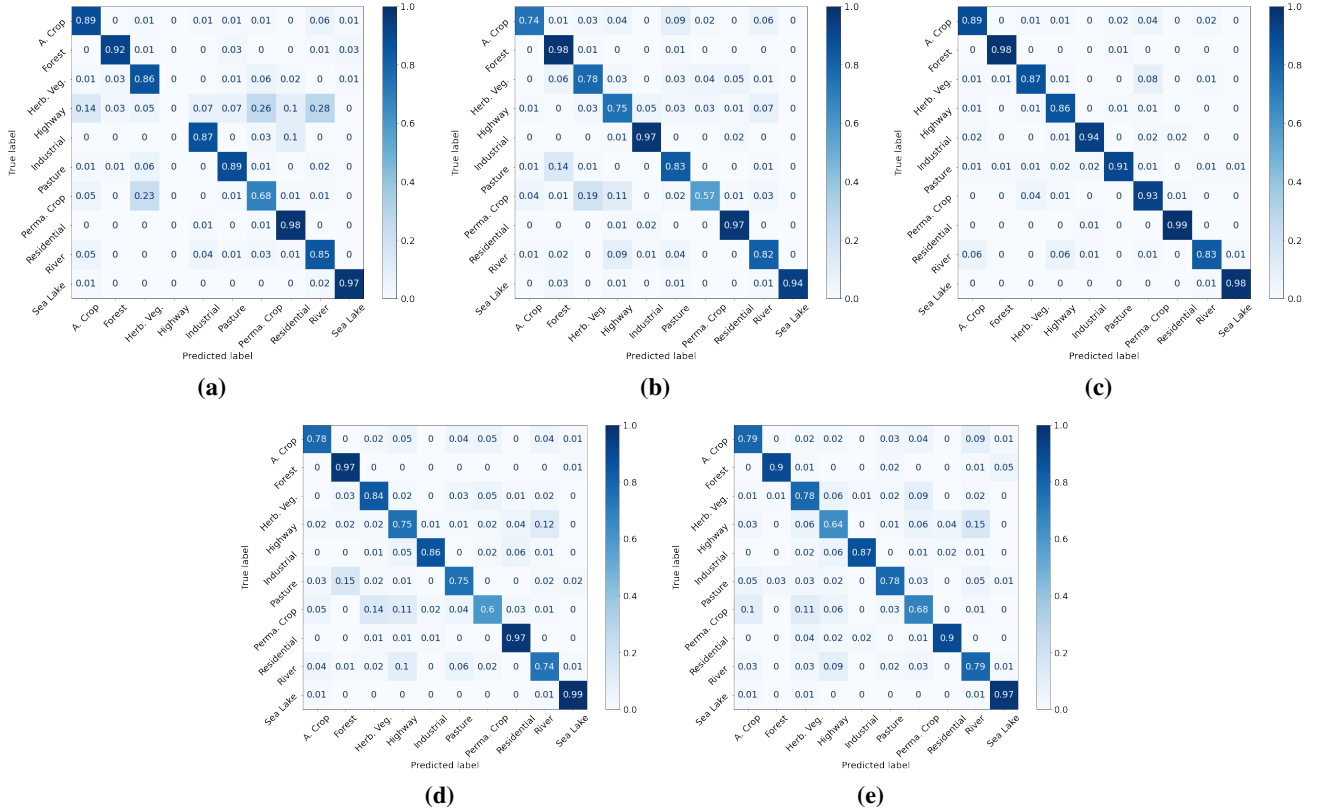


Figure 11: (a) Confusion Matrix for no entanglement circuit (b) Confusion Matrix for Bellman Circuit (c) Confusion Matrix for Real Amplitudes circuit (d) Confusion Matrix for Classical v1 (e) Confusion Matrix for Classical v2

difficult subsets for images of visually-similar classes were created. Then, these clusters have been used to train three hybrid QCNNs with Real Amplitudes Circuit, namely the fine-grain classifiers. In this way the 4-qubit and the entanglement have been applied within the selected macro-classes and their inherent complexity used to encode details finer than in the overall set-up. The proposed clusters are: 1) Vegetation: Annual Crop, Permanent Crop, Pasture, Forest and Herbaceous Vegetation, 2) Urban: Highway, Industrial and Residential and 3) Water Bodies: River and Sea Lake.

The overall structure of the coarse-to-fine land-cover classifier is shown in Fig. 12. A first coarse classifier, based also on the real amplitudes circuit, is trained and applied to divide the data into three macro-classes. Then, based on the coarse-classifier output, the corresponding fine grain classifier is applied to obtain the final classification.

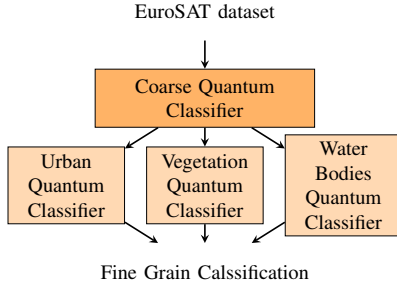


Figure 12: Fine land-cover classification scheme

In Table IV the performances of the coarse classifier are reported. The proposed model reached an overall accuracy of 98% and an overall F1 score of 98%.

Cluster	Precision	Recall	F1 Score
Vegetation	0.97	0.99	0.98
Urban	0.99	0.99	0.99
Water Bodies	0.98	0.95	0.97
Accuracy			0.98
Macro Average	0.98	0.98	0.98
Weighted Average	0.98	0.98	0.98

Table IV: Coarse Classification Report

In Table V (resp. Table VI and Table VII) the performances of the fine grain classifier for the vegetation (resp. Urban and Water) classes are reported. The proposed models reached an overall accuracy of 94% to 99% and an overall F1 score of 94% to 99%. This is consistently better if compared with the results for each individual class obtained with the standard classifier (Table I), meaning that with constant complexity on a slightly reduced dataset, the hybrid QCNN can learn finer details to distinguish similar images.

In Table VIII the performances of the overall coarse-to-fine grain classifier are reported. The proposed model reached an overall accuracy of 97% and an overall F1 score of 97%, improving over the standard classifier by +3% and reaching performances on par with Helber et al. [54] where the authors reached a 98.57% of overall accuracy, by using a model based

Class	Precision	Recall	F1 Score
Annual Crop	0.93	0.94	0.93
Permanent Crop	0.99	0.98	0.98
Pasture	0.92	0.94	0.93
Forest	0.94	0.89	0.91
Herbaceous Vegetation	0.82	0.95	0.93
Accuracy			0.94
Macro Average	0.94	0.94	0.94
Weighted Average	0.94	0.94	0.94

Table V: Vegetation Fine Grain Classification Report

Class	Precision	Recall	F1 Score
Highway	0.99	0.98	0.99
Residential	0.99	0.99	0.99
Industrial	0.99	0.99	0.99
Accuracy			0.99
Macro Average	0.99	0.99	0.99
Weighted Average	0.99	0.99	0.99

Table VI: Urban Fine Grain Classification Report

Class	Precision	Recall	F1 Score
River	0.97	0.99	0.99
Sea Lake	0.99	0.98	0.99
Accuracy			0.99
Macro Average	0.99	0.99	0.99
Weighted Average	0.99	0.99	0.99

Table VII: Water Bodies Fine Grain Classification Report

on the ResNet-50. It is worth to highlight that the architecture proposed in this manuscript is extremely less complex than the one proposed in [54], since the ResNet-50 is composed of 50 layers while the proposed one is composed of 6 layers only: 5 classical and 1 quantum. This is an asset for computations in environments with frugal resources.

Class	Precision	Recall	F1 Score
Annual Crop	0.98	0.93	0.95
Permanent Crop	0.98	0.98	0.98
Pasture	0.93	0.94	0.94
Forest	0.95	0.95	0.95
Herbaceous Vegetation	0.93	0.94	0.94
Highway	0.99	0.99	0.99
Residential	0.99	0.99	0.99
Industrial	0.99	0.99	0.99
River	0.99	0.99	0.99
Sea Lake	0.99	0.99	0.99
Accuracy			0.97
Macro Average	0.97	0.97	0.97

Table VIII: Fine land-cover classifier report

VI. CONCLUSION

In this paper a comparative and critical analysis to evaluate the performances of different gate-based circuits for hybrid QCNN has been carried out.

Experiments, run on the reference benchmark EuroSAT dataset, have shown that the proposed QCNN worked suc-

cessfully for the multiclass classification of EO scenes. Firstly, we demonstrated that the architecture with entanglement led to better results by a significant margin with respect to the others. Secondly, the quantum layer has allowed to reach better results than its classical counterpart. Moreover, all the code and experiments presented in this paper have been collected and made available open access in the GitHub page [49]. This material, along with the background on QC given in this article, will hopefully be a useful tool to help the *Geo-science and Remote Sensing* community tackling EO problems with this cutting-edge technology.

Straightforward future works will consist in exploring more complex networks for data embedding (compressing the image information in a small-enough number of variable to be encoded on the quantum layer) with an expected further improve of performances. More fundamentally, the understanding of the probabilistic mechanisms at work in the quantum layers will represent the key to design better models, develop deep quantum learning, and eventually apply it to many real-life applications.

ACKNOWLEDGEMENT

Daniela A. Zaidenberg participated under a joint program of MIT and University of Sannio through the MIT Science and Technology Initiative (MISTI). This work is part of ESA Φ -Lab's Quantum Computing for Earth Observation (QC4EO) initiative. We thank Pierre Philippe Mathieu Head of Φ -lab explore office and Ph.D. co-supervisor of Alessandro Sebastianelli and Giuseppe Borghi Head of Φ -lab, for their continual support. Moreover, the authors thank Su-yeong Chang for helpful discussions on mathematics of quantum circuits.

REFERENCES

- [1] S. Rodriguez-Donaire, M. Sureda, D. Garcia-Almiñana *et al.*, "Earth Observation Technologies: Low-End-Market Disruptive Innovation," *Satellites Missions and Technologies for Geosciences*, jan 2020, doi: 10.5772/INTECHOPEN.90923.
- [2] M. Sudmanns, D. Tiede, S. Lang *et al.*, "Big Earth data: disruptive changes in Earth observation data management and analysis," *International Journal of Digital Earth*, vol. 13, no. 7, pp. 832–850, jul 2019, doi: 10.1080/17538947.2019.1585976.
- [3] G. Denis, A. Claverie, X. Pasco *et al.*, "Towards disruptions in Earth observation? New Earth Observation systems and markets evolution: Possible scenarios and impacts," *Acta Astronautica*, vol. 137, pp. 415–433, aug 2017, doi: 10.1016/J.ACTAASTRO.2017.04.034.
- [4] "ESA Earth Online: working towards AI and earth observation," <https://earth.esa.int/web/guest/content/-/article/working-towards-ai-and-earth-observation>, accessed: 2021-08-24.
- [5] P.-P. Mathieu and C. Aubrecht, Eds., *Earth Observation Open Science and Innovation*. Springer International Publishing, 2018, doi: 10.1007/978-3-319-65633-5.
- [6] M. Riedel, G. Cavallaro, and J. Benediktsson, "Practice and experience in using parallel and scalable machine learning in remote sensing from HPC over cloud to quantum computing," in *IEEE International Geoscience and Remote Sensing Symposium (IGARSS)*, 07 2021.
- [7] N. A. of Sciences Engineering and Medicine, *Quantum Computing: Progress and Prospects*, E. Grumblin and M. Horowitz, Eds. Washington, DC: The National Academies Press, 2019, doi: 10.17226/25196.
- [8] F. Arute, K. Arya, R. Babbush *et al.*, "Quantum supremacy using a programmable superconducting processor," *Nature* 2019 574:7779, vol. 574, no. 7779, pp. 505–510, oct 2019, doi: 10.1038/s41586-019-1666-5.
- [9] C. C. McGeoch, "Theory versus practice in annealing-based quantum computing," *Theoretical Computer Science*, vol. 816, pp. 169–183, may 2020, doi: 10.1016/J.TCS.2020.01.024.
- [10] H. S. Zhong, H. Wang, Y. H. Deng *et al.*, "Quantum computational advantage using photons," *Science*, vol. 370, no. 6523, pp. 1460–1463, dec 2020, doi: 10.1126/SCIENCE.ABE8770.
- [11] N. Shettell, W. J. Munro *et al.*, "Practical Limits of Error Correction for Quantum Metrology," *arXiv:2101.02823*, 2021.
- [12] K. Bharti, A. Cervera-Lierta, T. H. Kyaw *et al.*, "Noisy intermediate-scale quantum (NISQ) algorithms," *arXiv:2101.08448*, 2021.
- [13] A. Peruzzo, J. McClean, P. Shadbolt *et al.*, "A variational eigenvalue solver on a photonic quantum processor," *Nature Communications*, vol. 5, no. 1, Jul 2014, doi: 10.1038/ncomms5213.
- [14] D. A. Fedorov, B. Peng, N. Govind *et al.*, "VQE method: A short survey and recent developments," *arXiv:2103.08505*, 2021.
- [15] E. G. Rieffel and W. H. Polak, *Quantum computing: A gentle introduction*. MIT Press, 2011.
- [16] P. Kaye, R. Laflamme *et al.*, *An Introduction to Quantum Computing*. USA: Oxford Univ. Press, 2007.
- [17] M. A. Nielsen and I. L. Chuang, *Quantum Computation and Quantum Information*. USA: Cambridge Univ. Press, 2011.
- [18] S. Bi, "Research on quantum remote sensing science and technology," in *Proceedings Volume 11128, Infrared Remote Sensing and Instrumentation XXVII*, vol. 11128. San Diego, California, United States: SPIE, sep 2019, pp. 167–186. [Online]. Available: doi: 10.1117/12.2528305
- [19] S. Otgonbaatar and M. Datcu, "Quantum annealer for network flow minimization in insar images," in *EUSAR 2021; 13th European Conference on Synthetic Aperture Radar*, 2021, pp. 1–4.
- [20] —, "A Quantum Annealer for Subset Feature Selection and the Classification of Hyperspectral Images," *IEEE Journal of Selected Topics in Applied Earth Observations and Remote Sensing*, vol. 14, pp. 7057–7065, jul 2021, doi: 10.1109/JSTARS.2021.3095377.
- [21] M. Henderson, J. Gallina, and M. Brett, "Methods for Accelerating Geospatial Data Processing Using Quantum Computers," *arXiv:2004.03079*, 2020.
- [22] M. Henderson, S. Shakya, S. Pradhan *et al.*, "Quantum Neural Networks: Powering Image Recognition with Quantum Circuits," *arXiv:1904.04767*, 2019.
- [23] P. Gawron and S. Lewinski, "Multi-Spectral Image Classification with Quantum Neural Networks," in *Proc. IGARSS*, 2020.
- [24] G. Cavallaro, D. Willsch, M. Willsch *et al.*, "Approaching Remote Sensing Image Classification with Ensembles of Support Vector Machines on the D-Wave Quantum Annealer," *International Geoscience and Remote Sensing Symposium (IGARSS)*, pp. 1973–1976, sep 2020, doi: 10.1109/IGARSS39084.2020.9323544.
- [25] D. A. Zaidenberg, A. Sebastianelli, D. Spiller *et al.*, "Advantages and Bottlenecks of Quantum Machine Learning for Remote Sensing," in *IEEE International Geoscience and Remote Sensing Symposium (IGARSS)*, 07 2021.
- [26] —, "Advantages and Bottlenecks of Quantum Machine Learning for Remote Sensing," *arXiv:2101.10657*, 2021.
- [27] P. Helber, B. Bischke, A. Dengel *et al.*, "Introducing EuroSAT: A Novel Dataset and Deep Learning Benchmark for Land Use and Land Cover Classification," in *IGARSS 2018-2018 IEEE International Geoscience and Remote Sensing Symposium*. IEEE, 2018, pp. 204–207.
- [28] K. N. Sgarbas, "The road to quantum artificial intelligence," *arXiv:0705.3360*, 2007.
- [29] J. Biamonte, P. Wittek *et al.*, "Quantum machine learning," *Nature*, vol. 549, no. 7671, p. 195–202, 2017, doi: 10.1038/nature23474.
- [30] A. Abbas, D. Sutter, C. Zoufal *et al.*, "The power of quantum neural networks," *Nature Computational Science*, vol. 1, no. 6, p. 403–409, Jun 2021, doi: 10.1038/s43588-021-00084-1.
- [31] V. Dunjko and H. J. Briegel, "Machine learning & Artificial Intelligence in the quantum domain: a review of recent progress," *Reports on Progress in Physics*, vol. 81, no. 7, p. 074001, jun 2018, doi: 10.1088/1361-6633/AAB406.
- [32] G. Verdon, J. Pye, and M. Broughton, "A Universal Training Algorithm for Quantum Deep Learning," *arXiv:1806.09729*, January 2018.
- [33] C. Ciliberto, M. Herbster, A. D. Ialongo *et al.*, "Quantum machine learning: a classical perspective," *Proceedings of the Royal Society A: Mathematical, Physical and Engineering Sciences*, vol. 474, no. 2209, 2018, doi: 10.1098/RSPA.2017.0551.
- [34] I. Cong, S. Choi *et al.*, "Quantum convolutional neural networks," *Nature Physics*, vol. 15, no. 12, p. 1273–1278, 2019, doi: 10.1038/s41567-019-0648-8.
- [35] F. Phillipson, "Quantum Machine Learning: Benefits and Practical Examples," in *QANSWER*, 2020, pp. 51–56.
- [36] H.-Y. Huang, M. Broughton, M. Mohseni *et al.*, "Power of data in quantum machine learning," *Nature Communications* 2021 12:1, vol. 12, no. 1, pp. 1–9, may 2021, doi: 10.1038/s41467-021-22539-9.
- [37] H. I. G. Hernández, R. T. Ruiz, and G.-H. Sun, "Image Classification via Quantum Machine Learning," *arXiv:2011.02831*, 2020.

- [38] P. Reberntrost, M. Mohseni, and S. Lloyd, "Quantum Support Vector Machine for Big Data Classification," *Physical Review Letters*, vol. 113, no. 13, Sep 2014, doi: 10.1103/physrevlett.113.130503.
- [39] A. I. Hasan, "IGO-QNN: Quantum Neural Network Architecture for Inductive Grover Oracularization," *arXiv:2105.11603*, 2021.
- [40] N. Liu, T. Huang, J. Gao *et al.*, "Quantum-Enhanced Deep Learning-Based Lithology Interpretation From Well Logs," *IEEE Transactions on Geoscience and Remote Sensing*, 2021.
- [41] A. Khoshaman, W. Vinci, B. Denis *et al.*, "Quantum variational autoencoder," *Quantum Science and Technology*, vol. 4, no. 1, p. 014001, sep 2018, doi: 10.1088/2058-9565/AADA1F.
- [42] K. Beer, D. Bondarenko, T. Farrelly *et al.*, "Training deep quantum neural networks," *Nature Communications*, vol. 11, p. 808, 02 2020, doi: 10.1038/s41467-020-14454-2.
- [43] J. Liu, K. H. Lim, K. L. Wood *et al.*, "Hybrid quantum-classical convolutional neural networks," *Science China Physics, Mechanics and Astronomy* 2021 64:9, vol. 64, no. 9, pp. 1–8, aug 2021, doi: 10.1007/S11433-021-1734-3.
- [44] S. Oh, J. Choi, and J. Kim, "A Tutorial on Quantum Convolutional Neural Networks (QCNN)," *arXiv:2009.09423*, vol. 2020-October, pp. 236–239, sep 2020.
- [45] C. Cookson, "PsiQuantum expects commercial quantum computer by 2025," <https://www.ft.com/content/a5af3039-abbf-4b25-92e2-c40e5957c8cd>, accessed: 2021-08-25.
- [46] R. Waters, "Goldman Sachs predicts quantum computing 5 years away from use in markets," <https://www.ft.com/content/bb5f5dfd-caa3-4481-a111-c79f0d38d486>, accessed: 2021-08-25.
- [47] A. Asfaw, L. Bello *et al.*, "Learn quantum computation using Qiskit," 2020, accessed: 2021-09-10. [Online]. Available: <https://qiskit.org/textbook>
- [48] C. Liang, "Quantum-Deep-Learning Git-Hub page," <https://github.com/liangqiyao990210/Quantum-Deep-Learning>, accessed: 2021-08-25.
- [49] D. A. Zaidenberg, A. Sebastianelli, D. Spiller *et al.*, "QNN4EO," <https://github.com/ESA-PhiLab/QNN4EO>, 2021, accessed: 2021-09-10.
- [50] M. Schuld, I. Sinayskiy, and F. Petruccione, "The quest for a Quantum Neural Network," *Quantum Information Processing* 14:13:11, vol. 13, no. 11, pp. 2567–2586, aug 2014, doi: 10.1007/S11128-014-0809-8.
- [51] Y. Liang, W. Peng, Z. J. Zheng *et al.*, "A hybrid quantum-classical neural network with deep residual learning," *Neural Networks*, vol. 143, pp. 133–147, nov 2021, doi: 10.1016/J.NEUNET.2021.05.028.
- [52] A. Mari, T. R. Bromley, J. Izaac *et al.*, "Transfer learning in hybrid classical-quantum neural networks," *Quantum*, vol. 4, p. 340, Oct. 2020, doi: 10.22331/q-2020-10-09-340.
- [53] Y. LeCun *et al.*, "LeNet-5, convolutional neural networks," 2015, accessed: 2021-09-10. [Online]. Available: <http://yann.lecun.com/exdb/lenet>
- [54] P. Helber, B. Bischke, A. Dengel *et al.*, "EuroSAT: A novel dataset and deep learning benchmark for land use and land cover classification," *IEEE Journal of Selected Topics in Applied Earth Observations and Remote Sensing*, vol. 12, no. 7, pp. 2217–2226, jul 2019, doi: 10.1109/JSTARS.2019.2918242.
- [55] H. Iqbal, "PlotNeuralNet git-hub repository," <https://github.com/HarisIqbal88/PlotNeuralNet>, accessed: 2021-08-24.



Alessandro Sebastianelli graduated with laude in Electronic Engineering for Automation and Telecommunications at the University of Sannio in 2019. He is enrolled in the Ph.D. program with University of Sannio, and his research topics mainly focus on Remote Sensing and Satellite data analysis, Artificial Intelligence techniques for Earth Observation, and data fusion. He has co-authored several papers to reputed journals and conferences for the sector of Remote Sensing. He has been a visited researcher at Phi-lab in European Space Research

Institute (ESRIN) of the European Space Agency (ESA), in Frascati, and still collaborates with the Φ -lab on topics related to deep learning applied to geohazard assessment, especially for landslides, volcanoes, earthquakes phenomena. He has won an ESA OSIP proposal in August 2020 presented with his Ph.D. Supervisor, Prof. Silvia L. Ullo.




Daniela Alessandra Zaidenberg is an undergraduate researcher at MIT studying Physics and EECS with a focus on Quantum Information Science. She co-authored "Advantages and Bottlenecks of Quantum Machine Learning". She is president of the Quantum Undergraduate of MIT that serves as a pedagogical platform to teach undergrads about quantum computing, journal club, and guest speakers. Daniela is also a volunteer lecturer for qBraid a startup that teaches highschoolers and first year undergrads about quantum computing. She has worked in human computer interaction engineering, with a focus on UI design, conductive circuitry, capacitive sensing, and thermistor design.



Dario Spiller is a PostDoc research fellow working for a joint research project of the Italian space agency (ASI) and the European space agency (ESA). He is an aerospace engineer with a Ph.D. in optimal control based on meta-heuristic optimization applied to space problems related to attitude and orbital maneuvers. Currently, his research is focusing on classification and regression problems applied to remote sensing test cases and solved with machine learning algorithms. He is mainly working on hyperspectral remote sensing and the PRISMA mission with application to wildfire detection and crop type classification.



Bertrand Le Saux (Member, IEEE) received the Ms.Eng. and M.Sc. degrees from INP, Grenoble, France, in 1999, the Ph.D. degree from the University of Versailles/Inria, Versailles, France, in 2003, and the Dr. Habil. degree from the University of Paris-Saclay, Saclay, France, in 2019. He is a Senior Scientist with the European Space Agency/European Space Research Institute Φ -lab in Frascati, Italy. His research interest aims at visual understanding of the environment by data-driven techniques including Artificial Intelligence and (Quantum) Machine Learning. He is interested in tackling practical problems that arise in Earth observation, to bring solutions to current environment and population challenges. Dr. Le Saux is an Associate Editor of the Geoscience and Remote Sensing Letters. He was Co-Chair (2015–2017) and chair (2017–2019) for the IEEE GRSS Technical Committee on Image Analysis and Data Fusion.



Silvia Liberata Ullo IEEE Senior Member, Industry Liaison for IEEE Joint ComSoc/VTS Italy Chapter. National Referent for FIDAPA BPW Italy Science and Technology Task Force. Researcher since 2004 in the Engineering Department of the University of Sannio, Benevento (Italy). Member of the Academic Senate and the PhD Professors' Board. She is teaching: Signal theory and elaboration, and Telecommunication networks for Electronic Engineering, and Optical and radar remote sensing for the Ph.D. course. Authored 80+ research papers, co-authored many book chapters and served as editor of two books, and many special issues in reputed journals of her research sectors. Main interests: signal processing, remote sensing, satellite data analysis, machine learning and quantum ML, radar systems, sensor networks, and smart grids. Graduated with Laude in 1989 in Electronic Engineering, at the Faculty of Engineering at the Federico II University, in Naples, she pursued the M.Sc. degree from the Massachusetts Institute of Technology (MIT) Sloan Business School of Boston, USA, in June 1992. She has worked in the private and public sector from 1992 to 2004, before joining the University of Sannio.