

Estimation of Measures for Two-Way Contingency Tables Using the Bayesian Estimators

Tomotaka Momozaki¹, Koji Cho¹, Tomoyuki Nakagawa², and
Sadao Tomizawa²

¹Department of Information Sciences, Graduate School of Science
and Technology, Tokyo University of Science

²Department of Information Sciences, Faculty of Science and
Technology, Tokyo University of Science

Abstract

In the analysis of two-way contingency tables, the measures for representing the degree of departure from independence, symmetry or asymmetry are often used. These measures in contingency tables are expressed as functions of the probability structure of the tables. Hence, the value of a measure is estimated. Plug-in estimators of measures with sample proportions are used to estimate the measures, but without sufficient sample size, the bias and mean squared error (MSE) of the estimators become large. This study proposes an estimator that can reduce the bias and MSE, even without a sufficient sample size, using the Bayesian estimators of cell probabilities. We asymptotically evaluate the MSE of the estimator of the measure plugging in the posterior means of the cell probabilities when the prior distribution of the cell probabilities is the Dirichlet distribution. As a result, we can derive the Dirichlet parameter that asymptotically minimizes the MSE of the estimator. Numerical experiments show that the proposed estimator has a smaller bias and MSE than the plug-in estimator with sample proportions, uniform prior, and Jeffreys prior. Another advantage of our approach is the construction of credible intervals for measures using Monte Carlo simulations.

Keywords: Asymptotic theory; Bayes estimation; objective Bayes; sparse tables

1 Introduction

For two-way contingency tables, an analysis is generally performed to determine whether the independence between the row and column classifications holds. Meanwhile, for the analysis of square contingency tables with the same row and column classifications, there are many issues related to symmetry rather than

independence. This is because, in square contingency tables, there is a strong association between the row and column classifications. Bowker (1948) proposed the symmetry model. Many other models for symmetry and asymmetry have been proposed, such as marginal homogeneity (Stuart, 1955), quasi-symmetry (Causinus, 1965), conditional symmetry (McCullagh, 1978), and diagonals-parameter symmetry (Goodman, 1979). For details, see Tahata and Tomizawa (2014).

In the analysis of two-way contingency tables, the degree of departure from independence is measured using measures of association between the row and column variables. Measures of association include Yule's coefficients of association and colligation (Yule, 1900, 1912), Cramér's coefficient (Cramér, 1946), and Goodman and Kruskal's coefficient (Goodman and Kruskal, 1954). For details, see Bishop et al. (2007) and Agresti (2013). Tomizawa et al. (1997) generalized Goodman and Kruskal's coefficient via power divergence. Tomizawa et al. (2004) also generalized Cramér's coefficient via diversity index.

In addition, in the analysis of square contingency tables with the same row and column classifications, we are interested in measuring the degree of departure from symmetry or asymmetry. Over the past few years, many studies have proposed measures to represent the degree of departure from symmetry or asymmetry. For square contingency tables with nominal categories, Tomizawa et al. (1998) and Tomizawa and Makii (2001) proposed measures based on power divergence (or diversity index) to represent the degree of departure from the symmetry and marginal homogeneity models, respectively. For square contingency tables with ordered categories, Tomizawa et al. (2001) and Tomizawa et al. (2005) proposed measures based on power divergence (or diversity index) to represent the degree of departure from the symmetry and diagonals-parameter symmetry models, respectively.

These measures in contingency tables are expressed as functions of the probability structure of the tables. Hence, the value of a measure is estimated. Plug-in estimators of measures with sample proportions are used to estimate the measures. Plug-in estimators are approximately unbiased estimators when the sample size is large. However, without sufficient sample size, the bias and mean squared error (MSE) of the estimators become large.

Tomizawa et al. (2007); Tahata et al. (2008, 2014) improved the estimators of measures by deriving higher orders of bias and performing bias correction. In these studies, numerical experiments showed that the improved estimators approached the true values of the measures faster than the plug-in estimators with sample proportions as the sample size increases. However, there are several problems with these improved estimators. Certainly, the bias of the improved estimators can be reduced even without a small sample size, but this does not necessarily mean that the MSE of the estimator can also be reduced. Moreover, the value ranges of the improved estimators do not match the value range of the corresponding measures. For example, the value of Tomizawa et al. (1998)'s measure lies between 0 and 1, but the value range of the improved estimator is beyond the range of 0 to 1. If the value of the improved estimator is outside the value range of the measure, it would be difficult for analysts to interpret the value. For the same reason, it may also be difficult to interpret the confidence interval of the measure using the improved estimator.

This study proposes new estimators of measures that can reduce the bias and

MSE even without a sufficient sample size using the Bayesian estimators of cell probabilities. In this study, we assume that the Dirichlet distribution is the prior distribution of the cell probabilities. The choice of Dirichlet parameters in the estimation of cell probabilities has been discussed in many studies. The uniform prior Dirichlet(1, . . . , 1) is originally due to Bayes (1763). The Dirichlet(1/2, . . . , 1/2) followed from the invariance rule derived by Jeffreys (1946). With k the number of cells, Dirichlet(1/ k , . . . , 1/ k) was originally suggested by Perks (1947) and recommended as an “overall objective” prior by Berger et al. (2015). Fienberg and Holland (1972) evaluated the variation of the risks of the posterior means of the cell probabilities with respect to the Dirichlet parameters. Fienberg and Holland (1973) derived the Dirichlet parameters that asymptotically minimize the MSEs of the posterior means of the cell probabilities. Other studies, such as Tuyl (2019), have discussed the choice of Dirichlet parameters in various situations, such as when there are many zero cells.

Thus, there have been many studies on the choice of Dirichlet parameters when estimating cell probabilities. However, there are few studies on how to choose Dirichlet parameters when estimating measures in contingency tables. This study asymptotically evaluates the MSE of the plug-in estimator of the measure with the posterior means of the cell probabilities and derives the Dirichlet parameter that asymptotically minimizes the MSE. We propose plug-in estimators of the measures with the posterior means of the cell probabilities obtained using the derived Dirichlet parameters. We show that the proposed estimators can reduce the bias and MSE more than the plug-in estimators with sample proportions, the improved estimators such as Tomizawa et al. (2007), and the plug-in estimators with the posterior means of the cell probabilities by the uniform prior and Jeffreys prior. More interestingly, numerical experiments show that when estimating the measures, the bias and MSE can be smaller when using the Dirichlet parameter that asymptotically minimizes the MSE of the estimators of the measures that plug in the posterior means of the cell probabilities, rather than using the Dirichlet parameter that asymptotically minimizes the MSE of the posterior means of the cell probabilities.

This paper is organized as follows. Section 2 asymptotically evaluates the MSE of the plug-in estimator of the measure with the posterior means of the cell probabilities and derives the Dirichlet parameter that asymptotically minimizes the MSE. Section 3 shows that the proposed estimators can reduce the bias and MSE more than other estimators in the numerical experiments. Section 4 presents the concluding remarks.

2 Dirichlet Parameter that Asymptotically Minimizes the MSE

Consider an $r \times c$ contingency table. Suppose that $\mathbf{n} = (n_{11}, n_{12}, \dots, n_{1c}, n_{21}, \dots, n_{rc})^\top$ is a random vector with a multinomial distribution:

$$p(\mathbf{n}|\mathbf{p}) = \frac{n!}{\prod_{i,j} n_{ij}!} \prod_{i,j} p_{ij}^{n_{ij}},$$

where $n = \sum_{i,j} n_{ij}$, p_{ij} is the probability that an observation falls in the i th row and j th column of the table ($i = 1, \dots, r; j = 1, \dots, c$), $\mathbf{p} = (p_{11}, p_{12}, \dots, p_{1c}, p_{21}, \dots, p_{rc})^\top$, and \mathbf{b}^\top is the transpose of \mathbf{b} . Let \mathbf{p} have a Dirichlet prior density

$$p(\mathbf{p}|\alpha) = \frac{\Gamma(r c \alpha)}{(\Gamma(\alpha))^{rc}} \prod_{i,j} p_{ij}^{\alpha-1},$$

where $\Gamma(\cdot)$ is the Gamma function. In this case, the posterior distribution of \mathbf{p} is

$$p(\mathbf{p}|\mathbf{n}) = \frac{\Gamma(\sum_{i,j} (\alpha + n_{ij}))}{\prod_{i,j} \Gamma(\alpha + n_{ij})} \prod_{i,j} p_{ij}^{n_{ij} + \alpha - 1},$$

so the posterior mean of \mathbf{p} is

$$\hat{\mathbf{p}}^{(\alpha)} = (\hat{p}_{11}^{(\alpha)}, \hat{p}_{12}^{(\alpha)}, \dots, \hat{p}_{1c}^{(\alpha)}, \hat{p}_{21}^{(\alpha)}, \dots, \hat{p}_{rc}^{(\alpha)})^\top,$$

where

$$\hat{p}_{ij}^{(\alpha)} = \frac{n_{ij} + \alpha}{n + rc\alpha}.$$

When $\alpha = 0$, the posterior mean $\hat{p}_{ij}^{(\alpha)}$ corresponds to the sample proportion $\hat{p}_{ij} = n_{ij}/n$. When we adopt the squared distance from the estimator to \mathbf{p} as the loss function, $\hat{\mathbf{p}}^{(\alpha)}$ is the Bayes estimator of \mathbf{p} .

Let a function $f(\cdot)$ denote a measure in contingency tables. Many measures in contingency tables that have been proposed thus far are defined as functions of \mathbf{p} . Therefore, the value of the measure $f(\mathbf{p})$ is estimated using $f(\hat{\mathbf{p}})$, where \mathbf{p} is replaced by $\hat{\mathbf{p}}$ in $f(\mathbf{p})$. Naturally, it is also possible to estimate $f(\mathbf{p})$ using $f(\hat{\mathbf{p}}^{(\alpha)})$, where \mathbf{p} is replaced by $\hat{\mathbf{p}}^{(\alpha)}$ in $f(\mathbf{p})$. However, what is important in this case is the choice of Dirichlet parameter α . In this study, we consider the Dirichlet parameter α that asymptotically minimizes the MSE of $f(\hat{\mathbf{p}}^{(\alpha)})$ as one of the ways to choose the Dirichlet parameter. In this section, the MSE of $f(\hat{\mathbf{p}}^{(\alpha)})$ and derive the Dirichlet parameter α that asymptotically minimizes the MSE of $f(\hat{\mathbf{p}}^{(\alpha)})$. Namely, we will derive the Dirichlet parameter as follows:

$$\alpha^* = \operatorname{argmin}_{\alpha} \lim_{n \rightarrow \infty} n^2 \operatorname{MSE}[f(\hat{\mathbf{p}}^{(\alpha)})].$$

Here, the following theorems hold.

Theorem 1. *Suppose that $f(\cdot)$ is at least four times differentiable at \mathbf{p} . The MSE of $f(\hat{\mathbf{p}}^{(\alpha)})$ is expressed as*

$$\operatorname{MSE}[f(\hat{\mathbf{p}}^{(\alpha)})] = \frac{1}{n^2} (A_1 \alpha^2 - 2A_2 \alpha) + (\text{terms independent of } \alpha) + o(n^{-2}),$$

where

$$\begin{aligned} A_1 &= \operatorname{tr} \left[\left(\frac{\partial f(\mathbf{p})}{\partial \mathbf{p}} \right) \left(\frac{\partial f(\mathbf{p})}{\partial \mathbf{p}^\top} \right) (rc\mathbf{p} - \mathbf{1}_{rc})(rc\mathbf{p} - \mathbf{1}_{rc})^\top \right], \\ A_2 &= \frac{1}{2} (rc\mathbf{p} - \mathbf{1}_{rc})^\top \left(\frac{\partial f(\mathbf{p})}{\partial \mathbf{p}} \right) \operatorname{tr} \left[\left(\frac{\partial^2 f(\mathbf{p})}{\partial \mathbf{p} \partial \mathbf{p}^\top} \right) (\operatorname{diag}(\mathbf{p}) - \mathbf{p}\mathbf{p}^\top) \right] \\ &\quad + rc \operatorname{tr} \left[\left(\frac{\partial f(\mathbf{p})}{\partial \mathbf{p}} \right) \left(\frac{\partial f(\mathbf{p})}{\partial \mathbf{p}^\top} \right) (\operatorname{diag}(\mathbf{p}) - \mathbf{p}\mathbf{p}^\top) \right], \\ &\quad + \operatorname{tr} \left[\left(\frac{\partial f(\mathbf{p})}{\partial \mathbf{p}} \right) (rc\mathbf{p} - \mathbf{1}_{rc})^\top \left(\frac{\partial^2 f(\mathbf{p})}{\partial \mathbf{p} \partial \mathbf{p}^\top} \right) (\operatorname{diag}(\mathbf{p}) - \mathbf{p}\mathbf{p}^\top) \right], \end{aligned}$$

$\mathbf{1}_{rc}$ is the $rc \times 1$ vector with all elements equal to one, and $\text{diag}(\mathbf{p})$ is a diagonal matrix with the elements of \mathbf{p} on the main diagonal.

Proof of Theorem 1. The MSE of $f(\hat{\mathbf{p}}^{(\alpha)})$ is expressed as

$$\begin{aligned} \text{MSE}[f(\hat{\mathbf{p}}^{(\alpha)})] &= \text{E}[(f(\hat{\mathbf{p}}^{(\alpha)}) - f(\mathbf{p}))^2] \\ &= \text{E}[(f(\hat{\mathbf{p}}^{(\alpha)}) - f(\hat{\mathbf{p}})] + [f(\hat{\mathbf{p}}) - f(\mathbf{p})]^2]. \end{aligned} \quad (1)$$

Because $f(\cdot)$ is at least four times differentiable at \mathbf{p} , $f(\hat{\mathbf{p}})$ is expressed as

$$\begin{aligned} f(\hat{\mathbf{p}}) &= f(\mathbf{p}) + \frac{1}{\sqrt{n}} \left(\frac{\partial f(\mathbf{p})}{\partial \mathbf{p}^\top} \right) \mathbf{u} + \frac{1}{2n} \mathbf{u}^\top \left(\frac{\partial^2 f(\mathbf{p})}{\partial \mathbf{p} \partial \mathbf{p}^\top} \right) \mathbf{u} \\ &\quad + \frac{1}{6n^{3/2}} \left(\sum_{i,j} \sum_{k,l} \sum_{s,t} u_{ij} u_{kl} u_{st} \frac{\partial^3}{\partial p_{ij} \partial p_{kl} \partial p_{st}} \right) f(\mathbf{p}) + O_p(n^{-2}), \end{aligned} \quad (2)$$

where $\mathbf{u} = (u_{11}, u_{12}, \dots, u_{1c}, u_{21}, \dots, u_{rc})^\top$ and $u_{ij} = \sqrt{n}(\hat{p}_{ij} - p_{ij})$. It should be noted that $\mathbf{u} = \sqrt{n}(\hat{\mathbf{p}} - \mathbf{p}) \xrightarrow{d} N(\mathbf{0}, \text{diag}(\mathbf{p}) - \mathbf{p}\mathbf{p}^\top)$ as $n \rightarrow \infty$.

Additionally, $f(\hat{\mathbf{p}}^{(\alpha)})$ is expressed as

$$\begin{aligned} f(\hat{\mathbf{p}}^{(\alpha)}) &= f(\hat{\mathbf{p}}) + \left(\frac{\partial f(\hat{\mathbf{p}})}{\partial \hat{\mathbf{p}}^\top} \right) (\hat{\mathbf{p}}^{(\alpha)} - \hat{\mathbf{p}}) + O_p(n^{-2}) \\ &= f(\hat{\mathbf{p}}) - \frac{\alpha}{n} \left(\frac{\partial f(\mathbf{p})}{\partial \mathbf{p}^\top} \right) (rc\mathbf{p} - \mathbf{1}_{rc}) \\ &\quad - \frac{\alpha}{n^{3/2}} \mathbf{u}^\top \left(\frac{\partial^2 f(\mathbf{p})}{\partial \mathbf{p} \partial \mathbf{p}^\top} \right) (rc\mathbf{p} - \mathbf{1}_{rc}) - \frac{rc\alpha}{n^{3/2}} \left(\frac{\partial f(\mathbf{p})}{\partial \mathbf{p}^\top} \right) \mathbf{u} + O_p(n^{-2}) \end{aligned} \quad (3)$$

since

$$\frac{\partial f(\hat{\mathbf{p}})}{\partial \hat{\mathbf{p}}^\top} = \frac{\partial f(\mathbf{p})}{\partial \mathbf{p}^\top} + \frac{1}{\sqrt{n}} \mathbf{u}^\top \left(\frac{\partial^2 f(\mathbf{p})}{\partial \mathbf{p} \partial \mathbf{p}^\top} \right) + O_p(n^{-1})$$

and

$$\begin{aligned} \hat{p}_{ij}^{(\alpha)} &= \frac{n_{ij}}{n} \left(\frac{1}{1 + n^{-1}rc\alpha} \right) + \frac{\alpha}{n} \left(\frac{1}{1 + n^{-1}rc\alpha} \right) \\ &= \hat{p}_{ij} \left(1 - \frac{rc\alpha}{n} + O(n^{-2}) \right) + \frac{\alpha}{n} \left(1 - \frac{rc\alpha}{n} + O(n^{-2}) \right) \\ &= \hat{p}_{ij} - \frac{rc\alpha}{n} \hat{p}_{ij} + \frac{\alpha}{n} + O_p(n^{-2}) \\ &= \hat{p}_{ij} - \frac{\alpha}{n} (rcp_{ij} - 1) - \frac{rc\alpha}{n^{3/2}} \sqrt{n}(\hat{p}_{ij} - p_{ij}) + O_p(n^{-2}). \end{aligned}$$

From equations (1), (2), and (3), we have

$$f(\hat{\mathbf{p}}^{(\alpha)}) - f(\mathbf{p}) = \frac{1}{\sqrt{n}} F_1 + \frac{1}{n} (F_{21} - \alpha F_{22}) + \frac{1}{n^{3/2}} (F_{31} - \alpha F_{32} - \alpha F_{33}) + O_p(n^{-2}),$$

where

$$\begin{aligned} F_1 &= \left(\frac{\partial f(\mathbf{p})}{\partial \mathbf{p}^\top} \right) \mathbf{u}, \quad F_{21} = \frac{1}{2} \mathbf{u}^\top \left(\frac{\partial^2 f(\mathbf{p})}{\partial \mathbf{p} \partial \mathbf{p}^\top} \right) \mathbf{u}, \quad F_{22} = \left(\frac{\partial f(\mathbf{p})}{\partial \mathbf{p}^\top} \right) (rc\mathbf{p} - \mathbf{1}_{rc}), \\ F_{31} &= \frac{1}{6} \left(\sum_{i,j} \sum_{k,l} \sum_{s,t} u_{ij} u_{kl} u_{st} \frac{\partial^3}{\partial p_{ij} \partial p_{kl} \partial p_{st}} \right) f(\mathbf{p}), \quad F_{32} = rc \left(\frac{\partial f(\mathbf{p})}{\partial \mathbf{p}^\top} \right) \mathbf{u}, \\ F_{33} &= \mathbf{u}^\top \left(\frac{\partial^2 f(\mathbf{p})}{\partial \mathbf{p} \partial \mathbf{p}^\top} \right) (rc\mathbf{p} - \mathbf{1}_{rc}) \end{aligned}$$

and then the MSE of $f(\hat{\mathbf{p}}^{(\alpha)})$ is expressed as

$$\begin{aligned} \text{MSE}[f(\hat{\mathbf{p}}^{(\alpha)})] &= \frac{1}{n} \text{E}[F_1^2] + \frac{2}{n^{3/2}} \text{E}[F_1(F_{21} - \alpha F_{22})] \\ &\quad + \frac{1}{n^2} \text{E}[(F_{21} - \alpha F_{22})^2] + \frac{2}{n^2} \text{E}[F_1(F_{31} - \alpha F_{32} - \alpha F_{33})] + o(n^{-2}) \\ &= \frac{1}{n^2} (A_1 \alpha^2 - 2A_2 \alpha) + A_3 + o(n^{-2}), \end{aligned}$$

where

$$\begin{aligned} A_1 &= \text{tr} \left[\left(\frac{\partial f(\mathbf{p})}{\partial \mathbf{p}} \right) \left(\frac{\partial f(\mathbf{p})}{\partial \mathbf{p}^\top} \right) (rc\mathbf{p} - \mathbf{1}_{rc})(rc\mathbf{p} - \mathbf{1}_{rc})^\top \right], \\ A_2 &= \frac{1}{2} (rc\mathbf{p} - \mathbf{1}_{rc})^\top \left(\frac{\partial f(\mathbf{p})}{\partial \mathbf{p}} \right) \text{tr} \left[\left(\frac{\partial^2 f(\mathbf{p})}{\partial \mathbf{p} \partial \mathbf{p}^\top} \right) (\text{diag}(\mathbf{p}) - \mathbf{p}\mathbf{p}^\top) \right] \\ &\quad + rc \text{tr} \left[\left(\frac{\partial f(\mathbf{p})}{\partial \mathbf{p}} \right) \left(\frac{\partial f(\mathbf{p})}{\partial \mathbf{p}^\top} \right) (\text{diag}(\mathbf{p}) - \mathbf{p}\mathbf{p}^\top) \right], \\ &\quad + \text{tr} \left[\left(\frac{\partial f(\mathbf{p})}{\partial \mathbf{p}} \right) (rc\mathbf{p} - \mathbf{1}_{rc})^\top \left(\frac{\partial^2 f(\mathbf{p})}{\partial \mathbf{p} \partial \mathbf{p}^\top} \right) (\text{diag}(\mathbf{p}) - \mathbf{p}\mathbf{p}^\top) \right], \\ A_3 &= \frac{1}{n} \text{E}[F_1^2] + \frac{2}{n^{3/2}} \text{E}[F_1 F_{21}] + \frac{1}{n^2} \text{E}[F_{21}^2] + \frac{2}{n^2} \text{E}[F_1 F_{31}], \end{aligned}$$

since

$$\text{E}[F_1 F_{22}] = (rc\mathbf{p} - \mathbf{1}_{rc})^\top \left(\frac{\partial f(\mathbf{p})}{\partial \mathbf{p}} \right) \left(\frac{\partial f(\mathbf{p})}{\partial \mathbf{p}^\top} \right) \text{E}[\mathbf{u}] = 0.$$

Note that the terms in A_3 are independent of α . □

Theorem 2. *The Dirichlet parameter α that asymptotically minimizes the MSE of $f(\hat{\mathbf{p}}^{(\alpha)})$ is obtained as follows:*

$$\alpha^* = \underset{\alpha}{\text{argmin}} \lim_{n \rightarrow \infty} n^2 \text{MSE}[f(\hat{\mathbf{p}}^{(\alpha)})] = \frac{A_2}{A_1}.$$

From Theorem 1, it is clear that Theorem 2 holds.

Therefore, using

$$\hat{\alpha}^* = \frac{\hat{A}_2}{\hat{A}_1}, \tag{4}$$

where \hat{A}_1 and \hat{A}_2 denote A_1 and A_2 with \mathbf{p} replaced by $\hat{\mathbf{p}}$, respectively. we propose $f(\hat{\mathbf{p}}^{(\hat{\alpha}^*)})$ as an estimator of the measure $f(\mathbf{p})$.

3 Numerical Experiments

This section shows that the proposed estimator $f(\hat{\mathbf{p}}^{(\hat{\alpha}^*)})$ can reduce the bias and MSE more than the plug-in estimator with sample proportions $f(\hat{\mathbf{p}})$ and the improved estimator (e.g., Tomizawa et al. (2007)) in the numerical experiments. We also show that the Dirichlet parameter $\hat{\alpha}^*$ derived by equation (4) can reduce the bias and MSE in the estimation of the measures in contingency tables compared

to other methods of choosing the Dirichlet parameter (e.g., $\alpha = 1$ (uniform prior), $\alpha = 1/2$ (Jeffreys prior), and Fienberg and Holland (1973)'s method (FHM)).

The bias and MSE based on the numerical experiments are calculated as

$$\text{Bias} = \frac{1}{S} \sum_{i=1}^S f_i(\mathbf{p}^*) - f(\mathbf{p}), \quad \text{MSE} = \frac{1}{S} \sum_{i=1}^S (f_i(\mathbf{p}^*) - f(\mathbf{p}))^2,$$

where S is the number of times a multinomial random number is generated, and $f_i(\mathbf{p}^*)$ is the estimated value of $f(\mathbf{p})$ at the i th multinomial random number.

3.1 Numerical Experiment for Measure in Two-Way Contingency Tables

First, we consider the generalized Cramér's coefficient in $r \times c$ contingency tables. Tomizawa et al. (2004) proposed the generalized Cramér's coefficient where the column variable is the explanatory variable and the row variable is the response variable as follows:

$$f(\mathbf{p}) = V^{(\lambda)} = \frac{I^{(\lambda)}(\{p_{ij}\}; \{p_{i \cdot} p_{\cdot j}\})}{K^{(\lambda)}} \quad \text{for } \lambda \geq 0,$$

where

$$I^{(\lambda)}(\{p_{ij}\}; \{p_{i \cdot} p_{\cdot j}\}) = \frac{1}{\lambda(\lambda + 1)} \sum_{i,j} p_{ij} \left[\left(\frac{p_{ij}}{p_{i \cdot} p_{\cdot j}} \right)^\lambda - 1 \right],$$

$$p_{i \cdot} = \sum_j p_{ij}, \quad p_{\cdot j} = \sum_i p_{ij}, \quad K^{(\lambda)} = \frac{1}{\lambda(\lambda + 1)} \left(\sum_i p_{i \cdot}^{1-\lambda} - 1 \right),$$

and the value at $\lambda = 0$ is taken as the continuous limit as $\lambda \rightarrow 0$. Note that $I^{(\lambda)}(\{p_{ij}\}; \{p_{i \cdot} p_{\cdot j}\})$ is the power divergence between two distributions $\{p_{ij}\}$ and $\{p_{i \cdot} p_{\cdot j}\}$, including the Kullback Leibler information ($\lambda = 0$) and one-half of the Pearson chi-squared type discrepancy ($\lambda = 1$), and the real number λ is chosen by the user. In this numerical experiment, we consider the case of $\lambda = 1$ for simplicity.

Suppose that 4×5 contingency tables are generated 10000 times by a multinomial random number based on the structures of probabilities in Tables 1a, 1b, and 1c. The values of the generalized Cramér's coefficient $f(\mathbf{p})$ for Tables 1a, 1b, and 1c are 0.091, 0.486, and 0.819, respectively.

Table 1: The 4×5 structures of probabilities to generate a multinomial random number

(a)	(b)	(c)
0.048 0.055 0.105 0.023 0.018	0.154 0.013 0.021 0.018 0.145	0.185 0.006 0.003 0.006 0.182
0.032 0.061 0.035 0.018 0.098	0.017 0.017 0.159 0.015 0.012	0.004 0.003 0.188 0.005 0.004
0.055 0.131 0.016 0.082 0.054	0.015 0.157 0.011 0.017 0.018	0.005 0.187 0.004 0.007 0.003
0.029 0.012 0.032 0.033 0.063	0.013 0.011 0.013 0.163 0.011	0.006 0.004 0.005 0.190 0.003

Figures 1, 2, and 3 represent the absolute value of bias and MSE for several estimators of the generalized Cramér's coefficient with Table 1 when $\gamma = 1, 2, \dots, 10$, where γ is the proportion of sample size to the number of cells. From these results, we can see that the proposed estimator $f(\hat{\boldsymbol{p}}^{(\hat{\alpha}^*)})$ (red line) has a smaller bias and MSE than the plug-in estimator with the sample proportions $f(\hat{\boldsymbol{p}})$ (green line) in many situations. In particular, the estimation accuracy is improved when the proportion of the sample size to the number of cells is small. Meanwhile, comparing the proposed estimator with the improved estimator (light blue line), we can see that the proposed estimator has a slightly smaller MSE.

In Figures 2 and 3, the bias and MSE of the proposed estimator are much smaller than those of the plug-in estimators with the posterior means of the cell probabilities using the uniform prior $f(\hat{\boldsymbol{p}}^{(1)})$ (pink line) and Jeffreys prior $f(\hat{\boldsymbol{p}}^{(1/2)})$ (brown line), and the plug-in estimator with the posterior means of the cell probabilities using the Dirichlet parameter chosen by Fienberg and Holland (1973)'s method (yellow line).

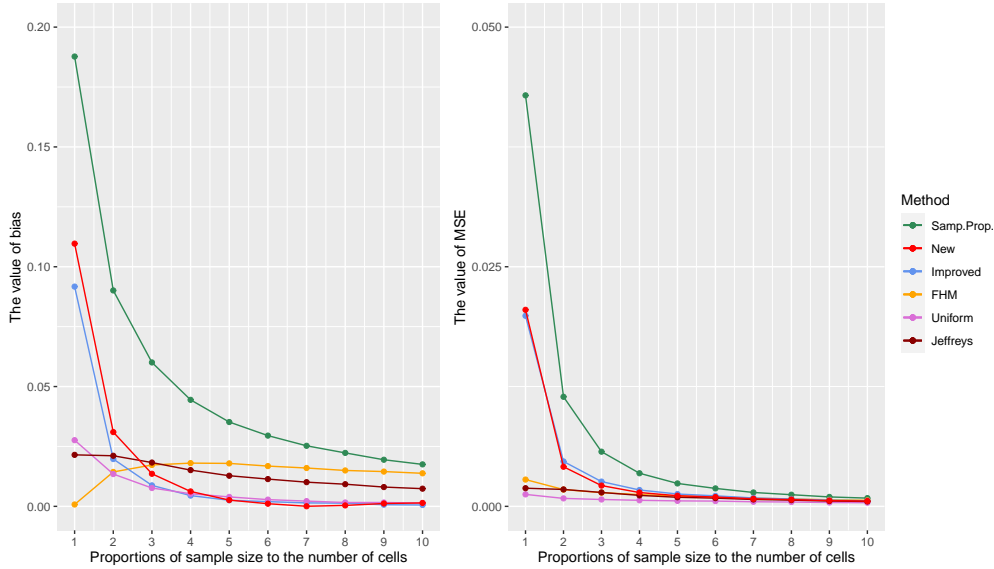


Figure 1: The bias and MSE for several estimators of the generalized Cramér's coefficient with Table 1a when $\gamma = 1, 2, \dots, 10$, where γ is the proportion of sample size to the number of cells (Samp.Prop. (green line): plug-in estimator with the sample proportions; New (red line): the proposed estimator; Improved (light blue line): Improved estimator; FHM (yellow line): plug-in estimator with the posterior means of the cell probabilities using the Dirichlet parameter chosen by Fienberg and Holland (1973)'s method; Uniform (pink line): plug-in estimator with the posterior means of the cell probabilities using the uniform prior; Jeffreys (brown line): plug-in estimator with the posterior means of the cell probabilities using Jeffreys prior)

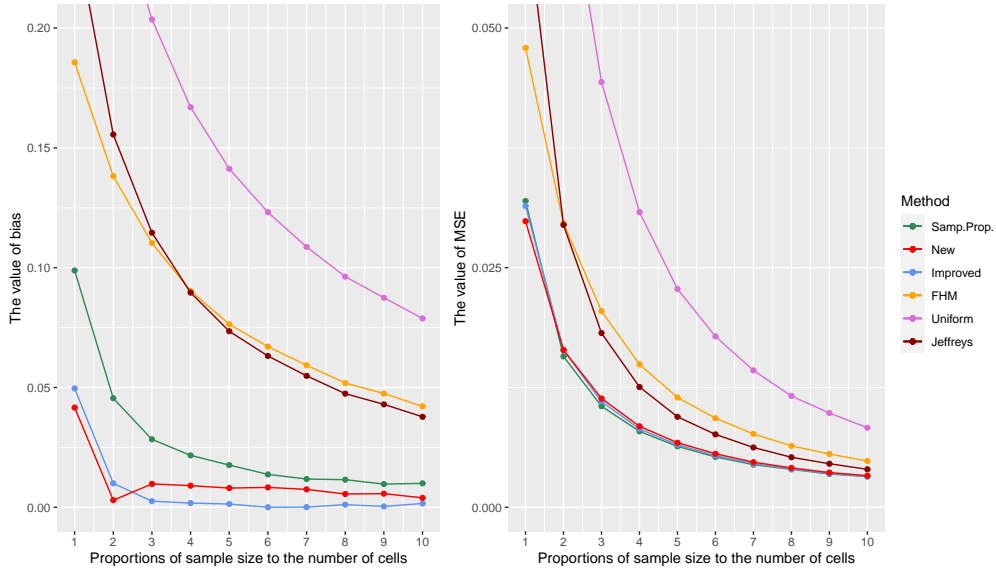


Figure 2: The bias and MSE for several estimators of the generalized Cramér’s coefficient with Table 1b when $\gamma = 1, 2, \dots, 10$, where γ is the proportion of sample size to the number of cells (Samp.Prop. (green line): plug-in estimator with the sample proportions; New (red line): the proposed estimator; Improved (light blue line): Improved estimator; FHM (yellow line): plug-in estimator with the posterior means of the cell probabilities using the Dirichlet parameter chosen by Fienberg and Holland (1973)’s method; Uniform (pink line): plug-in estimator with the posterior means of the cell probabilities using the uniform prior; Jeffreys (brown line): plug-in estimator with the posterior means of the cell probabilities using Jeffreys prior)

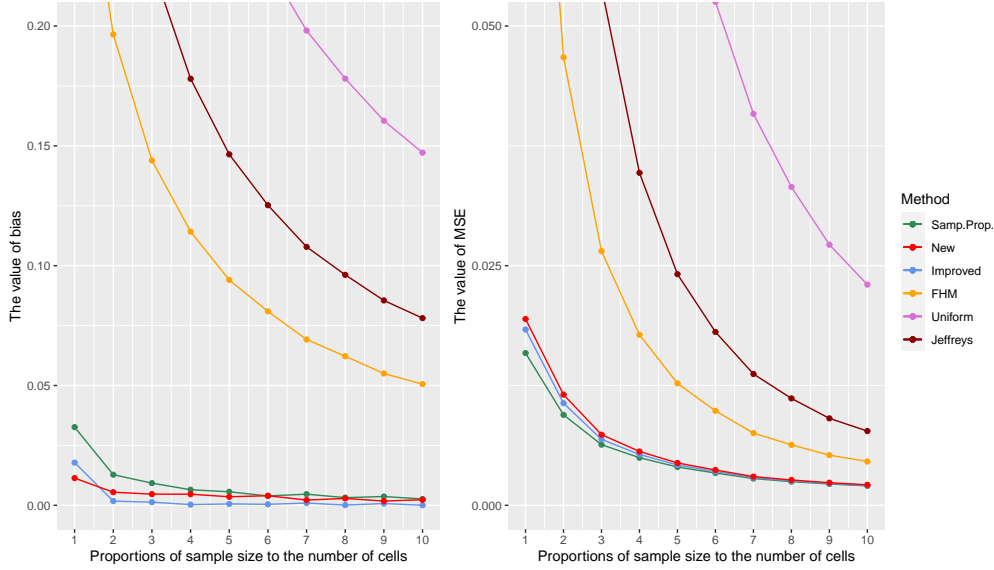


Figure 3: The bias and MSE for several estimators of the generalized Cramér’s coefficient with Table 1c when $\gamma = 1, 2, \dots, 10$, where γ is the proportion of sample size to the number of cells (Samp.Prop. (green line): plug-in estimator with the sample proportions; New (red line): the proposed estimator; Improved (light blue line): Improved estimator; FHM (yellow line): plug-in estimator with the posterior means of the cell probabilities using the Dirichlet parameter chosen by Fienberg and Holland (1973)’s method; Uniform (pink line): plug-in estimator with the posterior means of the cell probabilities using the uniform prior; Jeffreys (brown line): plug-in estimator with the posterior means of the cell probabilities using Jeffreys prior)

3.2 Numerical Experiment for Measure in Square Contingency Tables

Next, we consider a measure to represent the degree of departure from the symmetry model in square contingency tables. Tomizawa et al. (1998) proposed the measure to represent the degree of departure from the symmetry model as follows:

$$f(\mathbf{p}) = \Phi^{(\lambda)} = \sum_{i < j} (p_{ij}^* + p_{ji}^*) \phi_{ij}^{(\lambda)} \quad \text{for } \lambda > -1,$$

where

$$\phi_{ij}^{(\lambda)} = 1 - \frac{\lambda 2^\lambda}{2^\lambda - 1} H_{ij}^{(\lambda)}, \quad H_{ij}^{(\lambda)} = \frac{1}{\lambda} [1 - (p_{ij}^c)^{\lambda+1} - (p_{ji}^c)^{\lambda+1}],$$

$$p_{ij}^c = \frac{p_{ij}}{p_{ij} + p_{ji}}, \quad p_{ij}^* = \frac{p_{ij}}{\delta}, \quad \delta = \sum_{i \neq j} p_{ij},$$

and the value at $\lambda = 0$ is taken as the continuous limit as $\lambda \rightarrow 0$. Note that $H_{ij}^{(\lambda)}$ is the Patil and Taillie (1982)’s diversity index of degree λ , including the Shannon entropy ($\lambda = 0$), and the real number λ is chosen by the user. In this numerical experiment, we consider the case of $\lambda = 1$ for simplicity.

Suppose that 4×4 square contingency tables are generated 10000 times by a multinomial random number based on the structures of probabilities in Tables 2a, 2b, and 2c. The values of the measure to represent the degree of departure from symmetry $f(\mathbf{p})$ in Tables 2a, 2b, and 2c are 0.099, 0.473, and 0.800, respectively.

Table 2: The 4×4 structures of probabilities to generate a multinomial random number

(a)				(b)				(c)			
0.100	0.060	0.038	0.071	0.100	0.018	0.012	0.007	0.100	0.089	0.004	0.102
0.038	0.100	0.061	0.026	0.094	0.100	0.021	0.014	0.005	0.100	0.094	0.007
0.068	0.051	0.100	0.031	0.082	0.089	0.100	0.023	0.084	0.002	0.100	0.111
0.029	0.066	0.061	0.100	0.071	0.081	0.088	0.100	0.009	0.088	0.005	0.100

Figures 4, 5, and 6 represent the absolute value of bias and MSE for several estimators of the measure to represent the degree of departure from symmetry with Table 2 when $\gamma = 1, 2, \dots, 10$, where γ is the proportion of sample size to the number of cells. From these results, we can see that the proposed estimator $f(\hat{\mathbf{p}}^{(\hat{\alpha}^*)})$ (red line) has a smaller bias and MSE than the plug-in estimator with the sample proportions $f(\hat{\mathbf{p}})$ (green line) in many situations. In particular, the estimation accuracy is improved when the proportion of the sample size to the number of cells is small. Meanwhile, comparing the proposed estimator with the improved estimator (light blue line), we can see that the proposed estimator has a slightly smaller MSE.

In Figure 6, the bias and MSE of the proposed estimator are much smaller than those of the plug-in estimators with the posterior means of the cell probabilities using the uniform prior $f(\hat{\mathbf{p}}^{(1)})$ (pink line) and Jeffreys prior $f(\hat{\mathbf{p}}^{(1/2)})$ (brown line), and the plug-in estimator with the posterior means of the cell probabilities using the Dirichlet parameter chosen by Fienberg and Holland (1973)'s method (yellow line).

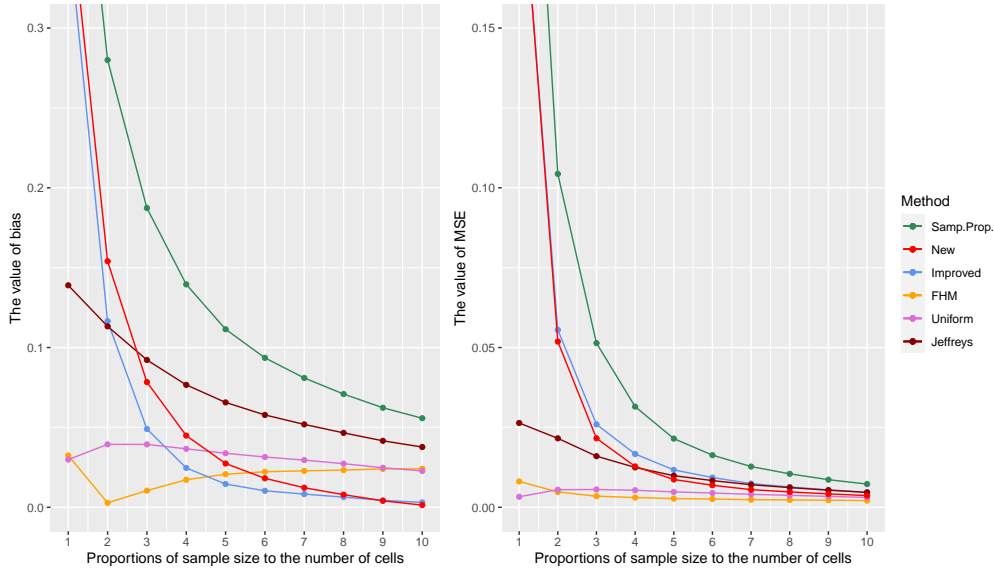


Figure 4: The bias and MSE for several estimators of the measure to represent the degree of departure from symmetry with Table 2a when $\gamma = 1, 2, \dots, 10$, where γ is the proportion of sample size to the number of cells (Samp.Prop. (green line): plug-in estimator with the sample proportions; New (red line): the proposed estimator; Improved (light blue line): Improved estimator; FHM (yellow line): plug-in estimator with the posterior means of the cell probabilities using the Dirichlet parameter chosen by Fienberg and Holland (1973)'s method; Uniform (pink line): plug-in estimator with the posterior means of the cell probabilities using the uniform prior; Jeffreys (brown line): plug-in estimator with the posterior means of the cell probabilities using Jeffreys prior)

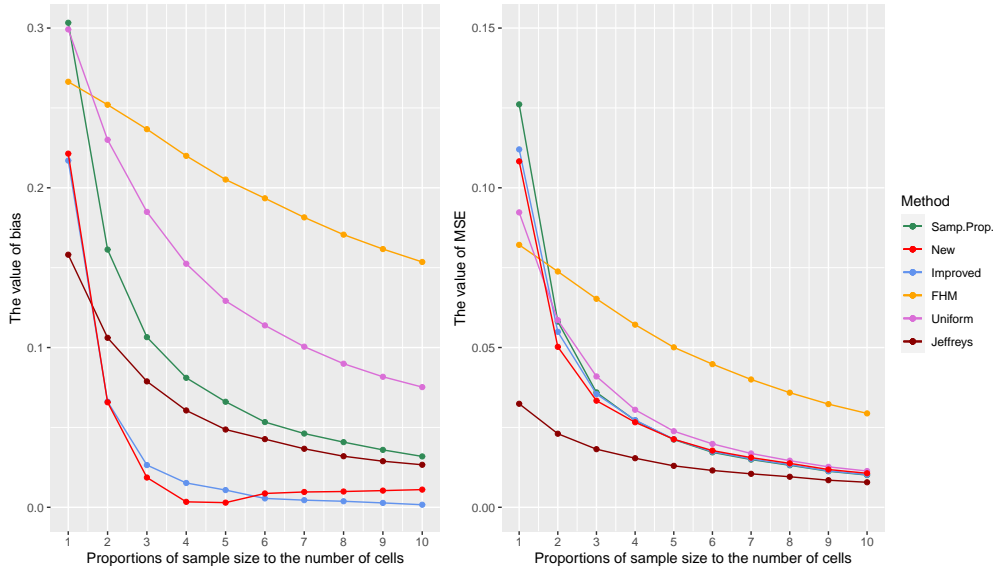


Figure 5: The bias and MSE for several estimators of the measure to represent the degree of departure from symmetry with Table 2b when $\gamma = 1, 2, \dots, 10$, where γ is the proportion of sample size to the number of cells (Samp.Prop. (green line): plug-in estimator with the sample proportions; New (red line): the proposed estimator; Improved (light blue line): Improved estimator; FHM (yellow line): plug-in estimator with the posterior means of the cell probabilities using the Dirichlet parameter chosen by Fienberg and Holland (1973)'s method; Uniform (pink line): plug-in estimator with the posterior means of the cell probabilities using the uniform prior; Jeffreys (brown line): plug-in estimator with the posterior means of the cell probabilities using Jeffreys prior)

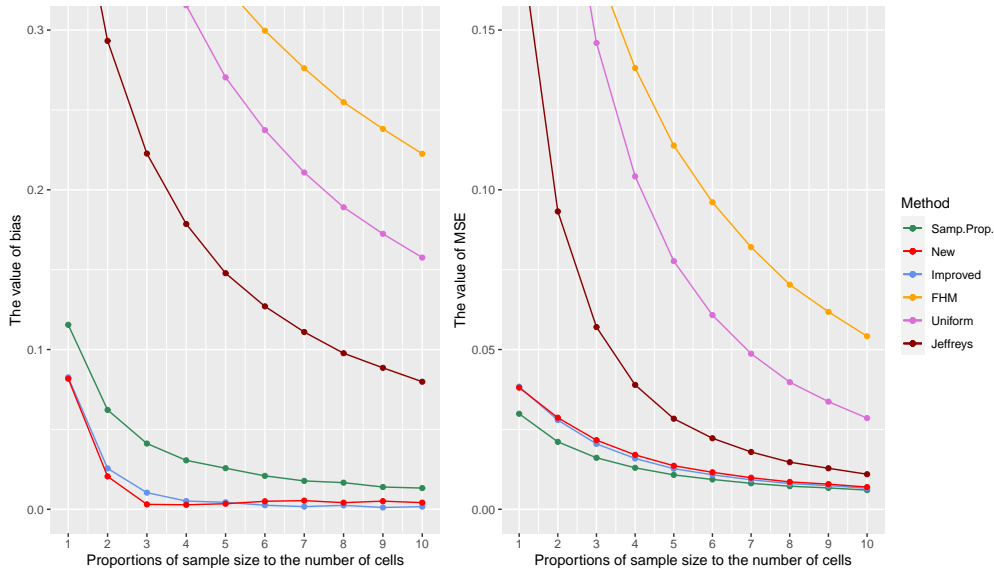


Figure 6: The bias and MSE for several estimators of the measure to represent the degree of departure from symmetry with Table 2c when $\gamma = 1, 2, \dots, 10$, where γ is the proportion of sample size to the number of cells (Samp.Prop. (green line): plug-in estimator with the sample proportions; New (red line): the proposed estimator; Improved (light blue line): Improved estimator; FHM (yellow line): plug-in estimator with the posterior means of the cell probabilities using the Dirichlet parameter chosen by Fienberg and Holland (1973)'s method; Uniform (pink line): plug-in estimator with the posterior means of the cell probabilities using the uniform prior; Jeffreys (brown line): plug-in estimator with the posterior means of the cell probabilities using Jeffreys prior)

4 Concluding Remarks

This paper proposes an estimator that can reduce the bias and MSE even without a sufficient sample size by using the Bayesian estimators of cell probabilities. We asymptotically evaluated the MSE of the estimator of the measure plugging in the posterior means of the cell probabilities when the prior distribution of the cell probabilities is the Dirichlet distribution, and derive the Dirichlet parameter that asymptotically minimizes the MSE of the estimator. Using the derived Dirichlet parameter, Monte Carlo simulations were performed to calculate the credible intervals of the measures for contingency tables.

Numerical experiments showed that the proposed estimator has a smaller bias and MSE than the plug-in estimator with the sample proportions and the improved estimator in many situations. Additionally, rather than using $\alpha = 1$ (uniform prior) or $\alpha = 0.5$ (Jeffreys prior) for the Dirichlet parameter or using the Dirichlet parameter that asymptotically minimizes the posterior means of the cell probabilities, we found that using the Dirichlet parameter that asymptotically minimizes the MSE of the plug-in estimator with the posterior means of the cell probabilities leads to smaller bias and MSE.

In conclusion, when estimating measures for contingency tables, it is recom-

mended to choose the Dirichlet parameter that asymptotically minimizes the MSE of the plug-in estimator with the posterior means of the cell probabilities.

References

- Agresti, A. (2013). *Categorical Data Analysis*. John Wiley and Sons, Hoboken, New Jersey, 3rd edition.
- Bayes, T. (1763). An Essay Towards Solving a Problem in the Doctrine of Chances. *Philosophical transactions of the Royal Society of London*, 53:370–418.
- Berger, J. O., Bernardo, J. M., and Sun, D. (2015). Overall Objective Priors. *Bayesian Analysis*, 10:189–221.
- Bishop, Y. M., Fienberg, S. E., and Holland, P. W. (2007). *Discrete Multivariate Analysis: Theory and Practice*. Springer Science & Business Media.
- Bowker, A. H. (1948). A Test for Symmetry in Contingency Tables. *Journal of the American Statistical Association*, 43:572–574.
- Caussinus, H. (1965). Contribution à l'analyse statistique des tableaux de corrélation. *Annales de la Faculté des sciences de Toulouse*, 29:77–183.
- Cramér, H. (1946). *Mathematical Methods of Statistics*. Princeton, N.J., Princeton Univ. Press.
- Fienberg, S. E. and Holland, P. W. (1972). On the Choice of Flattening Constants for Estimating Multinomial Probabilities. *Journal of Multivariate Analysis*, 2:127–134.
- Fienberg, S. E. and Holland, P. W. (1973). Simultaneous Estimation of Multinomial Cell Probabilities. *Journal of the American Statistical Association*, 68:683–691.
- Goodman, L. A. (1979). Multiplicative Models for Square Contingency Tables with Ordered Categories. *Biometrika*, 66:413–418.
- Goodman, L. A. and Kruskal, W. H. (1954). Measures of Association for Cross Classifications. *Journal of the American Statistical Association*, 49:732–764.
- Jeffreys, H. (1946). An Invariant Form for the Prior Probability in Estimation Problems. *Proceedings of the Royal Society of London. Series A. Mathematical and Physical Sciences*, 186:453–461.
- McCullagh, P. (1978). A Class of Parametric Models for the Analysis of Square Contingency Tables with Ordered Categories. *Biometrika*, 65:413–418.
- Patil, G. and Taillie, C. (1982). Diversity as a Concept and its Measurement. *Journal of the American Statistical Association*, 77:548–561.
- Perks, W. (1947). Some Observations on Inverse Probability Including a New Indifference Rule. *Journal of the Institute of Actuaries*, 73:285–334.

- Stuart, A. (1955). A Test for Homogeneity of the Marginal Distributions in a Two-Way Classification. *Biometrika*, 42:412–416.
- Tahata, K., Tanaka, H., and Tomizawa, S. (2014). Refined Estimators of Measures for Marginal Homogeneity in Square Contingency Tables. *International Journal of Pure and Applied Mathematics*, 90:501–513.
- Tahata, K., Tomisato, R., and Tomizawa, S. (2008). An Improved Approximate Unbiased Estimator of Log-Odds Ratio for 2×2 Contingency Tables. *Advances and Applications in Statistics*, 9:1–12.
- Tahata, K. and Tomizawa, S. (2014). Symmetry and Asymmetry Models and Decompositions of Models for Contingency Tables. *SUT Journal of Mathematics*, 50:131–165.
- Tomizawa, S. and Makii, K. (2001). Generalized Measures of Departure from Marginal Homogeneity for Contingency Tables with Nominal Categories. *Journal of Statistical Research*, 35:1–24.
- Tomizawa, S., Miyamoto, N., and Ohba, N. (2007). Improved Approximate Unbiased Estimators of Measure of Asymmetry for Square Contingency Tables. *Advances and Applications in Statistics*, 7:47–63.
- Tomizawa, S., Miyamoto, N., and Hatanaka, Y. (2001). Measure of Asymmetry for Square Contingency Tables Having Ordered Categories. *Australian and New Zealand Journal of Statistics*, 43:335–349.
- Tomizawa, S., Miyamoto, N., and Houya, H. (2004). Generalization of Cramer’s Coefficient of Association for Contingency Tables. *South African Statistical Journal*, 38:1–24.
- Tomizawa, S., Miyamoto, N., and Yamane, S. (2005). Power-Divergence-Type Measure of Departure from Diagonals-Parameter Symmetry for Square Contingency Tables with Ordered Categories. *Statistics*, 39:107–115.
- Tomizawa, S., Seo, T., and Ebi, M. (1997). Generalized Proportional Reduction in Variation Measure for Two-Way Contingency Tables. *Behaviormetrika*, 24:193–201.
- Tomizawa, S., Seo, T., and Yamamoto, H. (1998). Power-Divergence-Type Measure of Departure from Symmetry for Square Contingency Tables that Have Nominal Categories. *Journal of Applied Statistics*, 25:387–398.
- Tuyl, F. (2019). A Method to Handle Zero Counts in the Multinomial Model. *The American Statistician*, 73:151–158.
- Yule, G. U. (1900). On the Association of Attributes in Statistics. *Philosophical Transactions of the Royal Society of London. Series A, Containing Papers of a Mathematical or Physical Character*, 194:257–319.
- Yule, G. U. (1912). On the Methods of Measuring Association Between Two Attributes. *Journal of the Royal Statistical Society*, 75:579–652.