

Solar cell patent classification method based on keyword extraction methodology and deep neural network

Yongmin Yoo ¹, Dongjin Lim¹, Tak-Sung Heo ¹

AI R&D Team of AI R&D Group, NHN Diquest, Seoul 08390, Korea;
yooyongmin91@gmail.com (Y. Y.);
glow14795@gmail.com(D.L);
gjxkrtjd221@gmail.com (T.-S.H.);

Abstract

With the growing impact of ESG on businesses, research related to renewable energy is receiving great attention. Solar cells are one of them, and accordingly, it can be said that the research value of solar cell patent analysis is very high. Patent documents have high research value. Being able to accurately analyze and classify patent documents can reveal several important technical relationships. It can also describe the business trends in that technology. And when it comes to investment, new industrial solutions will also be inspired and proposed to make important decisions. Therefore, we must carefully analyze patent documents and utilize the value of patents. To solve the solar cell patent classification problem, we propose a keyword extraction method and a deep neural network-based solar cell patent classification method. First, solar cell patents are analyzed for pretreatment. It then uses the KeyBERT algorithm to extract keywords and key phrases from the patent abstract to construct a lexical dictionary. We then build a solar cell patent classification model according to the deep neural network. Finally, we use a deep neural network-based solar cell patent classification model to classify power patents, and the training accuracy is greater than 95%. Also, the validation accuracy is about 87.5%. It can be seen that the deep neural network method can not only realize the classification of complex and difficult solar cell patents, but also have a good classification effect.

Keywords : Patent Classification; Solar Cell Patent; Text Mining; Natural Language Processing;

1. Introduction

With the growing impact of ESG on businesses, research related to renewable energy is getting a lot of attention. Since solar cells are one of them, it can be said that the research value of solar cell patent analysis is very high. Patent documents have high research value. Being able to accurately analyze and classify patent documents can reveal several important technical relationships. It can also describe business trends for that technology. And when it

comes to investment, new industrial solutions will also be inspired and proposed to make important decisions. Therefore, we must carefully analyze patent documents and utilize the value of patents.

Our study proposes a method for automatically classifying solar cell patents. In our study, automatic classification of patent documents based on text mining of patents belongs to text classification tasks in natural language processing (NLP). Tasks to analyze many different types of text data have been carried out before. However, patent data is very difficult to classify patents because the patent text itself is very professional and difficult.

The classic method of many classification problem processes is to determine the potential underlying features of patent classification through feature engineering, and then perform automatic classification using machine learning algorithms such as Bayesian classifiers or SVMs.

The study of our patent classification problem will follow a large course of classical methods. However, as a specific methodology, first, we will go through the process of deleting patent-related words in the pre-processing process. In addition, we will solve each task using the deep learning method. Second, try feature engineering. During feature engineering, you perform feature engineering using an algorithm derived from BERT called KeyBERT. Finally, the defined features are classified using a CNN classifier.

The study of automatic patent classification is very important in the solar cell industry as an alternative energy. There are two difficulties with automatic patent classification.

- (1) The solar cell industry is very complex and difficult because its scope is wide. It covers all areas of the interdisciplinary solar cell industry and is difficult to categorize manually by traditional IPC numbers.
- (2) With the rapid development of solar cell technology, which is an alternative energy, innovation achievements and patents in related fields are continuously increasing. Accurate identification of different types of power technological innovations requires the establishment of an appropriate classification system.

Therefore, in this paper, IPC codes H01L31, H02J3, and Y02E10, which account for a significant portion of patents related to solar cells, were crawled from Google patents and an experiment was performed to automatically classify them.

2. Related Work

In order to help us understand our multi-class patent classification research, the explanation of patents and the International Patent Classification Code and the explanation of existing research are divided respectively.

2-1. Patent and International Patent Classification Code

A patent is a legal document for the protection of an inventor's technical rights. Is-sued

patents are protected by the government. Patent is a legal document with technological information such as patent number, title, abstract, inventor, issued date, claim, Inter-national Patent Classification(IPC) code and so on. Therefore, we should treat patent with one technology, not just one legal document. The IPC is a hierarchical patent classification established by the Strasbourg Agreement 1971 [4]. It has been administered by World Intellectual Property Organization (WIPO). First level of IPC code consists of A to H. They are Human Necessities (A), Performing Operations, Transporting (B), Chemistry, Metallurgy (C), Textiles, Paper (D), Fixed Constructions (E), Mechanical Engineering, Lighting, Heating, Weapons (F), Physics (G), and Electricity (H). The subclass is followed by main group of IPC code [4].

IPC hierarchy	Description
B	: Section B - Performing operations; transporting
B82	: Nanotechnology
B82Y	: Specific uses or applications of nano-structures; MEASUREMENT OR ANALYSIS OF NANOSTRUCTURES; MANUFACTURE OR TREATMENT OF NANOSTRUCTURES;
B82Y 20/00	: Nanooptics, e.g. quantum optics or photonic crystals

Figure 1. Hierarchical structure of IPC codes

The IPC code represents a technical classification term that represents an invented topic. In our research, we use 3-depth of IPC code such as B82Y in Fig. 1. Most IPC code hierarchy of patent documents is based on this code level.

2-2. Patent classification

A lot of research has been done to solve the problem of patent classification [1-3,5-13]. Automatically patent classification research has been conducted for a long time from various perspectives.

There are studies that have adopted a method of automatically classifying patents based on patent citation information [5-8]. Ref.[5] proposed using factor analysis after evaluating similarity using the co-citation frequency of patent pairs. Ref.[6] proposed a method to calculate and classify patent similarities by considering direct and indirect citation information after creating a citation network. Ref.[8] proposed a method predict the grade of a patent by calculating the relationship between the node and the query patent in citation network and classifying the query patent using a K-nearest neighbor classifier.

Also, studies for automatically classifying patents using statistical methods have been proposed [8-10]. Ref.[8] proposed method is presented to express key-words in text using latent dirichlet allocation (LDA) and classify patents using a support vector machine (SVM). Ref.[9] propose a patent classifier that assigns IPC codes using the Naïve Bayes classifier.

Ref.[10] proposed a model integrated with a hybrid gene-based support vector machine (HGA-SVM) model.

Recently, a deep learning study for automatic patent classification has been proposed. [11-13]. Ref.[11] proposed a deep learning algorithm for patent classification based on CNN and word vector embedding. Ref.[12] proposed a patent classifier that uses a pre-trained word2vec model and uses an LSTM classification model. Ref.[13] proposed pre-trained BERT model and fine-tuning for patent classification.

3. Patent classification pre-processing

Our research is largely divided into preprocessing and deep neural networks. Among them, the preprocessing process includes a crawling process for collecting data, a preprocessing process for easily processing crawled data, and a feature engineering process for extracting features of each patent. In the feature engineering process, after extracting the words to be deleted from the patent, the feature engineering process is performed again. The pre-processing process is shown in the Fig. 2. below.

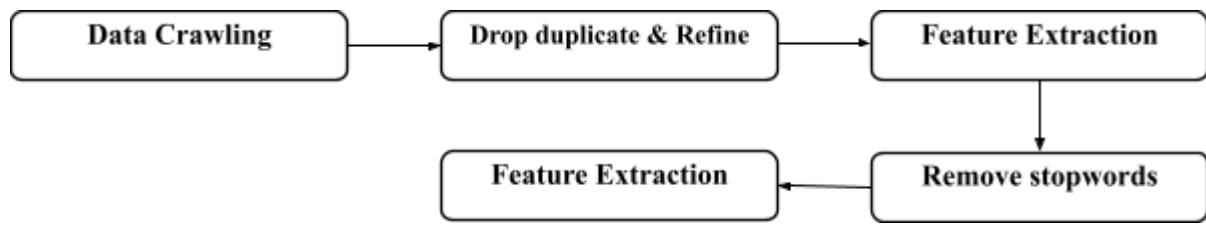


Figure 2 . Process of our research

3-1 Patent Crawling

We have collected solar cell related patents on the Google Patents site. For example, the percentage of IPC codes related to solar cells is high: H01L31, H02J3, and Y02E10. Therefore, the search term "solar cell" was entered into the search term, and patents were randomly collected using H01L31, H02J3, and Y02E10 as IPC codes.

3-2 Drop duplicate & Refine

The crawled data is purified through the following five steps:

The first step separates the patent number and title. Separate patent numbers and titles are used to eliminate duplicate data. In the second step, in order to increase the accuracy of feature extraction in abstract, stopwords such as spaces at the beginning and the end of sentences are removed. In the third step, only the title of the patent has been applied and there are cases where there is no abstract. Since we plan to use the patent abstract as a data set, if

there is no abstract, drop it. The fourth step is to extract the codes ('H01L31', 'H02J3', 'Y02E10') to be classified from the IPC Code. To avoid problems with multilabel classification, duplicate classification codes in documents are removed. Finally, duplicate documents are removed using patent number, title, and abstract, and feature extraction is performed.

3-3 Feature extraction

When using patent data, KeyBERT, a method of extracting keywords or keywords using deep learning, is used as a method of extracting features from patent data including the entire contents of a patent. [14] The picture below shows Keywords or Key phrases as a result of KeyBERT. Fig 3 shows the results extracted through KeyBERT for the entire dataset. Fig 4. is the result extracted through KeyBERT for each ipc code.

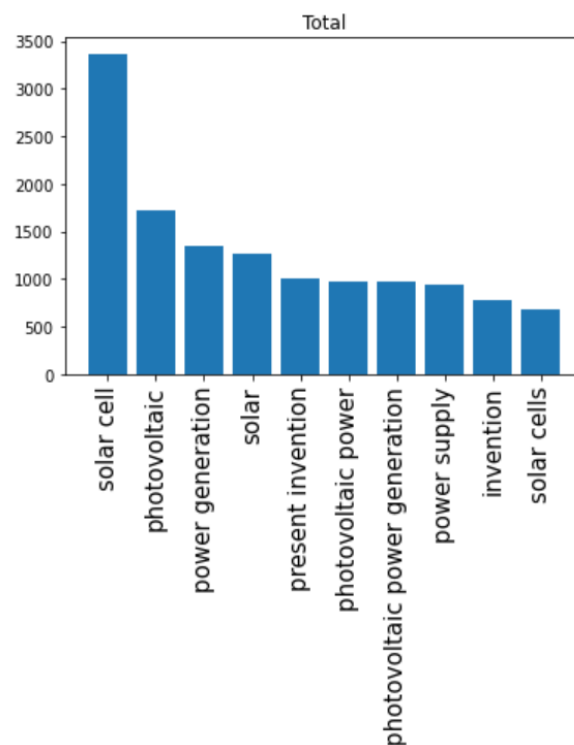


Figure 3 . KeyBERT result for all patent

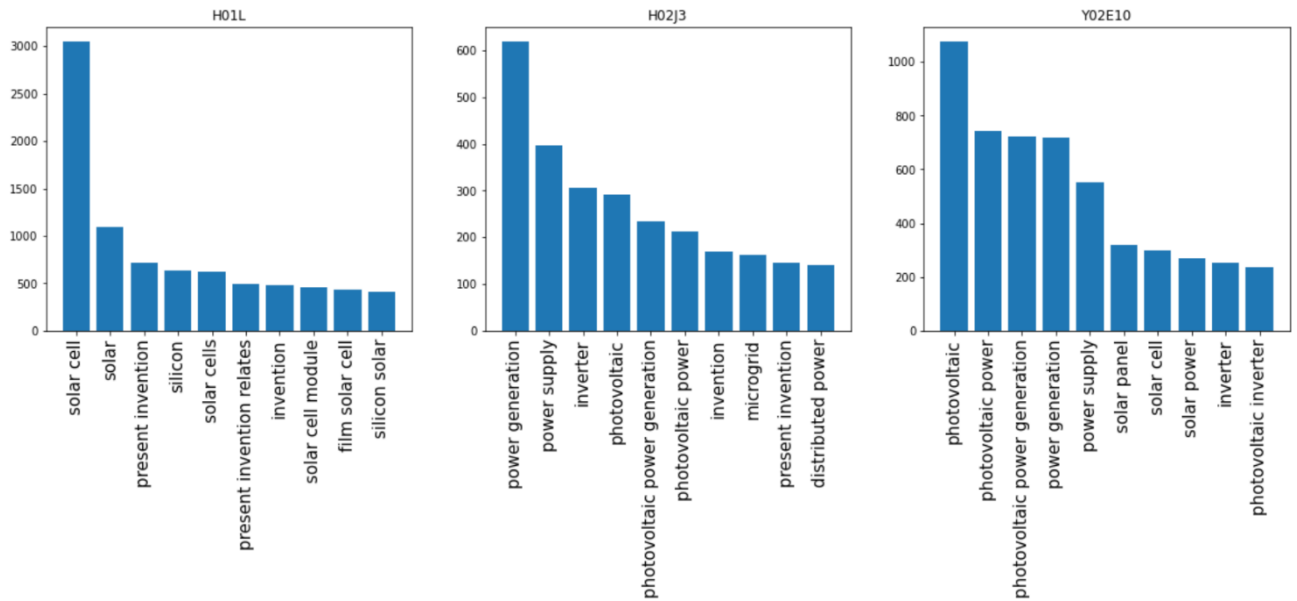


Figure 4. KeyBERT result for each IPC code patent

When looking at the results of KeyBERT, words such as “present invention”, “provide invention”, “relates present invention”, “invention provide”, and “declare invention” are hardly representative of each patent. Therefore, put the words listed above in the stopword list and delete the words in the stopword list from abstract.

3-4 Remove stopwords

Delete the words in the stopword list of the method defined in 3-3 from abstract. The refined abstract thus created is used in the next step.

3-5 Feature extraction

Using the abstract created in the previous step as a dataset, extract Keyword or KeyPhrase using KeyBERT in the same way as 3-3. Set Keyword or KeyPhrase as a tri-gram ,bi-gram ,uni-gram , and set Keyword or KeyPhrase in the top 20 of KeyBERT as a result.

4. Deep neural network

To classify patent codes from feature extracted data, we propose a classification model using CNN among various types of deep neural networks. CNN is a method first proposed in [15], and since then, several models have been studied in the image field, showing excellent performance [16-18]. There is [19-21]. In NLP, 1d_conv is mainly used, and 1d_conv can preserve the local information of the sentence and can create various N-gram models by

adjusting the `kernel_size`. The structure of the network used in this experiment is shown in Fig 5.

- (1) W is a list of key phrases made from keywords extracted from Abstract (the maximum length of a word list is 70, and if it is shorter than this, it is filled with words that fill in the blanks).
- (2) E represents the word input in the embedding layer as a 128-dimensional vector.
- (3) Create a feature map with `1d_conv` set to `kernel_size=3`, `stride=1`, `padding=same` for the word list converted to vector.
- (4) In general, AvgPooling was used, not MaxPooling, which is used to utilize the information of the entire sentence.
- (5) Adjust the AvgPooling function by the number of classes to classify the last layer using fully connected layers (see this white paper 3). Adam was used as the optimizer and `learning_rate` was set to `1e-4`.

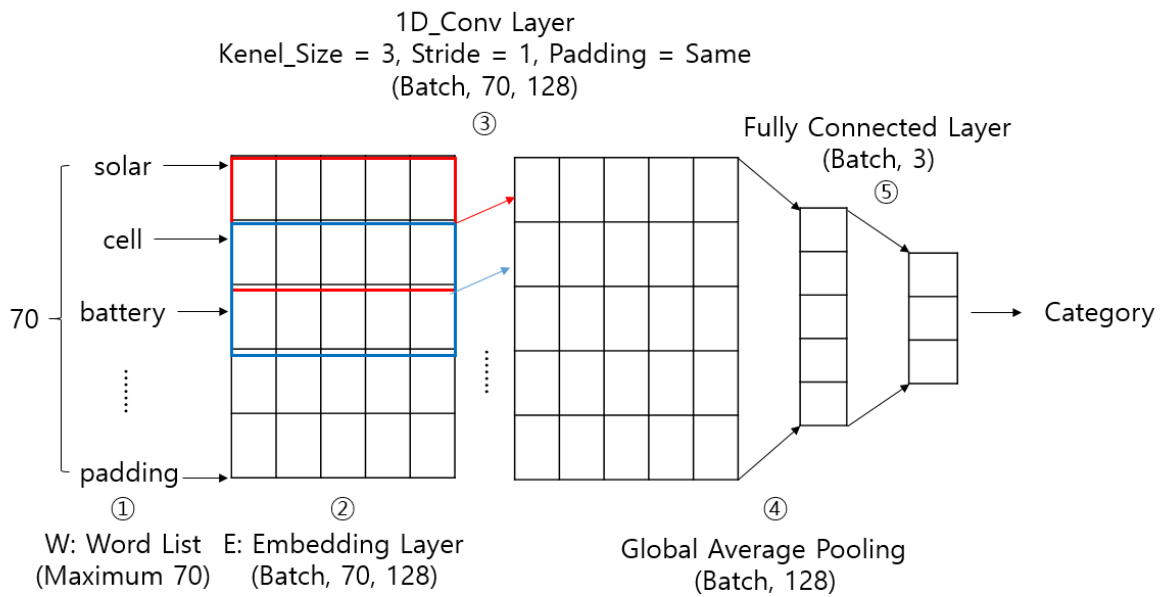


Figure 5. CNN model architecture

5. Patent classification experiment

Experiments in our study follow the methods described above. As explained above, it performs two major methodologies: preprocessing and deep neural networks.

5.1 Data preprocessing

- 1) Data Crawling : To test the proposed method, we crawl data from 24704 solar cell patents

from Google patents. The IPC codes of these patents consist of , H01L31, H02J3, and Y02E10. It also consists of 7493, 7743, 9468 pieces each.

2) Drop duplicate & Refine :After the drop duplicate & refine process, 7426 datasets in H01L, 5220 datasets in H02J3, and 6976 datasets in Y02E10 remain. A total of 5082 were deleted.

3) Feature Extraction : Generate a Keyword or Keyphrase using KeyBERT as described in 3-3. After that I made a stopwords list by checking for nonsense words with high frequency. The stopwords list includes words such as “present invention”, “provide invention”, “relates present invention”, “invention provide”, and “declare invention”.

4) Remove stopwords : We removed the stopwords of abstract using the stopwords list we made above.

5) Future Extraction : Finally, the abstract from which stopwords were removed went through a feature engineering process to extract the top 20 words using KeyBERT. The result is like Table 1. below.

Patent Number	Key phrase
US8969714B2	[('cell elements including', 0.3708), ('cell elements adjacent', 0.3736), ('material located string', 0.3904), ('cell module', 0.4438), ('located string light', 0.4443), ('module comprises string', 0.4524), ('cell module comprises', 0.4634), ('including solar', 0.5387), ('interconnection connecting solar', 0.5675), ('solar', 0.5839), ('member solar', 0.5886), ('transmitting member solar', 0.5891), ('connecting solar', 0.6133), ('including solar cell', 0.647), ('connecting solar cell', 0.6909), ('solar cell', 0.6997), ('member solar cell', 0.712), ('string including solar', 0.7222), ('solar cell module', 0.7228), ('solar cell elements', 0.7322)]
KR20110093046 A	[('second photoelectric', 0.6461), ('unit constitution photoelectric', 0.6471), ('layer second photoelectric', 0.653), ('photoelectric', 0.654), ('140 photoelectric', 0.6557), ('130 second photoelectric', 0.6587), ('includes photoelectric', 0.6668), ('constitution photoelectric conversion', 0.6757), ('unit second photoelectric', 0.6802), ('unit 140 photoelectric', 0.6853), ('currents photoelectric conversion', 0.697), ('unit includes photoelectric', 0.6987), ('second photoelectric converting', 0.7339), ('photoelectric converting', 0.734), ('photoelectric conversion', 0.7506), ('second photoelectric conversion', 0.753), ('140 photoelectric conversion', 0.7581), ('photoelectric converting unit', 0.764), ('includes photoelectric conversion', 0.7717), ('photoelectric conversion unit', 0.7762)]

US9455360B2	[('contacts fabrication metal', 0.5698), ('silicon solar', 0.5763), ('solar cell', 0.5774), ('described metal wrap', 0.5775), ('solar cells comprise', 0.5801), ('device solar', 0.5864), ('solar cells', 0.5933), ('fabricating metal wrap', 0.6), ('solar cells including', 0.601), ('epitaxial silicon solar', 0.602), ('surface solar cell', 0.6047), ('solar cells described', 0.6157), ('solar cells modules', 0.6214), ('fabrication metal wrap', 0.6334), ('silicon solar cells', 0.644), ('wrap solar', 0.6668), ('modules silicon solar', 0.6787), ('wrap solar cell', 0.7253), ('wrap solar cells', 0.7365), ('metal wrap solar', 0.7641)]
KR101612133B1	[('capable improving photoelectric', 0.4876), ('efficiency solar', 0.4878), ('photoelectric conversion efficiency', 0.4893), ('relates mwt solar', 0.4903), ('invention relates mwt', 0.4918), ('improving photoelectric conversion', 0.4944), ('amorphous silicon film', 0.4949), ('mwt solar', 0.4951), ('silicon film having', 0.4979), ('silicon film', 0.4984), ('photoelectric conversion', 0.5013), ('method manufacturing battery', 0.5074), ('conversion efficiency solar', 0.5081), ('manufacturing battery includes', 0.515), ('manufacturing battery', 0.5249), ('solar cell minimizing', 0.5439), ('solar cell', 0.562), ('efficiency solar cell', 0.584)]

Table 1. Data preprocessing result example

5.2 Deep Neural Network

We embedded the result of preprocessing with words. Examples of embedding values of the result are shown in Table2.

Patent Number	Key phrase index
US9793422B2	[7766, 11273, 294, 294, 10554, 5065, 11273, 294, 3673, 11273, 294, 4188, 11273, 294, 11273, 294, 4962, 539, 5065, 1592, 10554, 5065, 1592, 539, 5065, 5065, 1592, 10901, 7766, 11273, 11273, 5684, 4962, 5065, 1592, 4188, 7766, 11273, 11273, 5684, 10554, 5065, 5065, 1592, 3788, 11406, 11273, 5684, 11273, 672, 539, 5065]
KR20110093046A	[3218, 10808, 9302, 10901, 3218, 10808, 3218, 8562, 9302, 2641, 3218, 10808, 11487, 3218, 10808, 3218, 10808, 3218, 8562, 11487, 3218, 8562, 9302, 10901, 3218, 3847, 3218, 10808, 9302, 2641, 3218, 9302, 11487, 3218, 9796, 3218, 10808, 10901, 3218, 3641, 11487, 3218, 2641, 3218, 3218, 294,

	11487, 3218, 9302, 9796, 3218, 11487, 3218]
US9455360B2	[9511, 2943, 5065, 2943, 5065, 11638, 2943, 5065, 1592, 5804, 11273, 5065, 2943, 5065, 11273, 5065, 11638, 3902, 9511, 2943, 5065, 11638, 5804, 5065, 11638, 7413, 4962, 5065, 1592, 4095, 11273, 5065, 5065, 11638, 1195, 10682, 9511, 2943, 5065, 11638, 10569, 5065, 5065, 11638, 84, 7413, 9511, 2943, 5065, 1592, 11273, 5065, 6624, 3902, 9511]
KR101612133B1	[5065, 1592, 4139, 10226, 5065, 1592, 10586, 5065, 1592, 5065, 1592, 5065, 1592, 5277, 539, 7103, 539, 7103, 10901, 10808, 10586, 5065, 10314, 539, 7103, 3218, 10808, 11273, 1813, 11273, 1813, 8849, 10226, 5065, 7766, 11273, 1813, 3127, 3218, 10808, 7980, 9748, 10226, 9748, 10226, 5065, 3218, 10808, 10586, 10586, 5065, 4139, 3127, 3218]

Table 2. Data Word Embedding

80% of the entire patent data set is used as the training set, and 10% of the validation dataset is used as the 10% testset. The training accuracy and validation accuracy is shown in Fig 6. And training and validation loss is shown in Figure7.

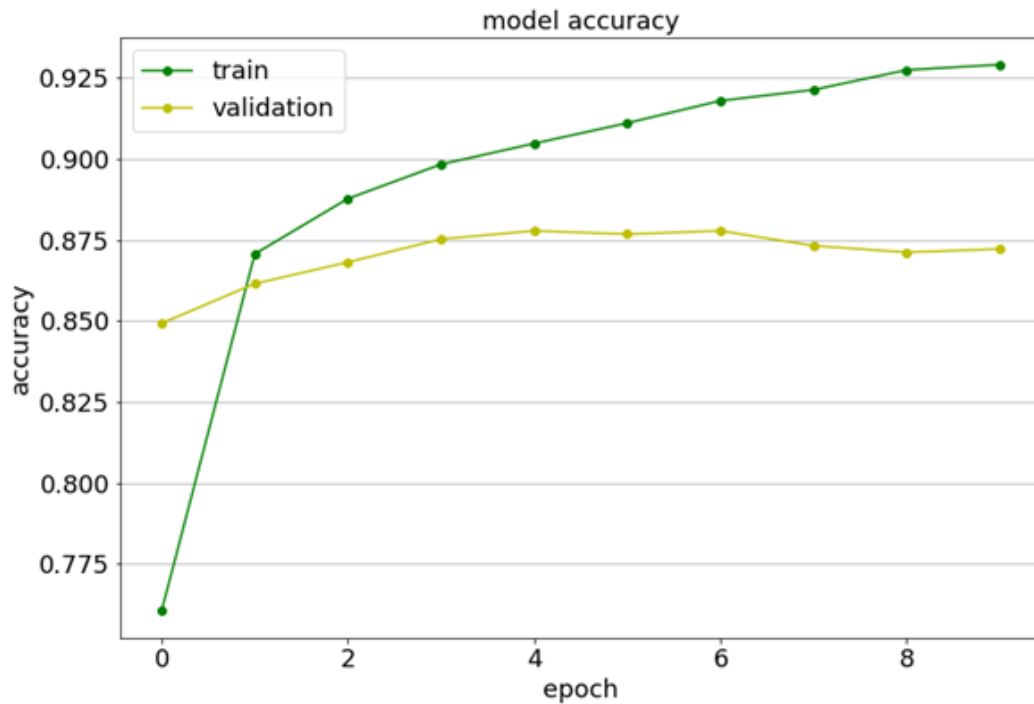


Figure 6. Model accuracy

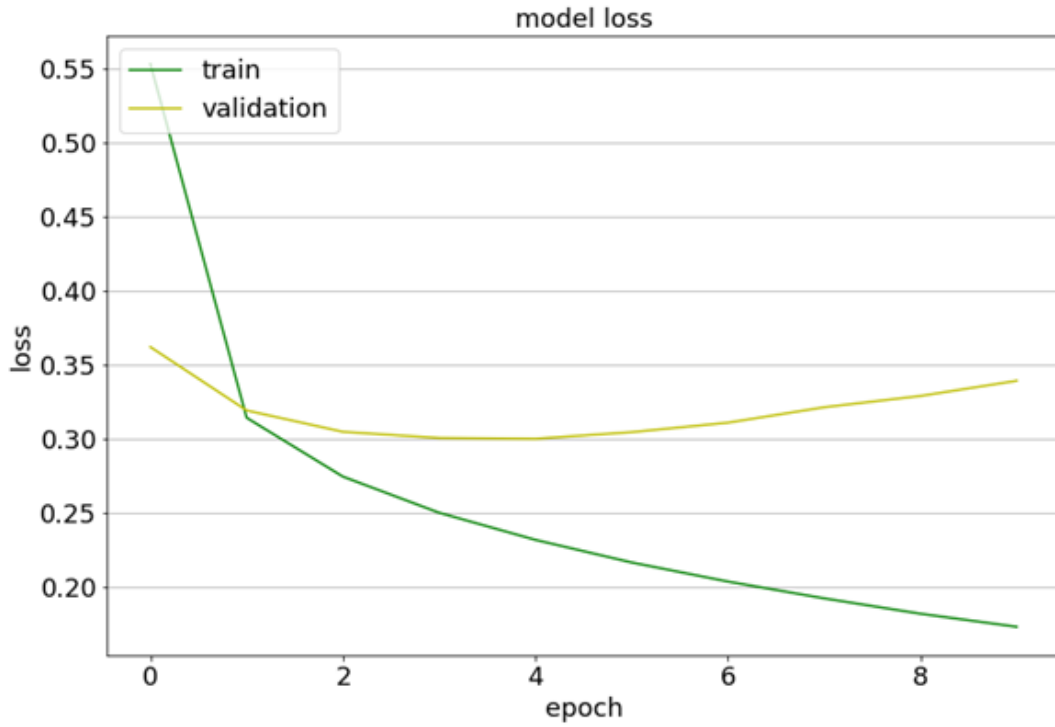


Figure 7. Model loss

As can be seen from the above figure, the accuracy of using CNN to classify solar cell patents are close to 87.5%. It can be seen that the method proposed in this paper can achieve the accurate classification of solar cell patents.

6. Conclusion

In this paper, various methods are used to classify solar cell patents. For data preprocessing, a BERT model and a heuristic were used. And for feature engineering, we use the BERT model. We also use convolutional neural networks to build solar cell patent classification models. Through classification experiments, we know that hybrids of different methods can give good results in patent classification of deep neural networks. In the next task, we test more class patent samples to improve our deep learning classification model.

References

1. Smith, H. (2002). Automation of patent classification. *World Patent Information*, 24(4), 269-271 [[Google scholar](#)] [[CrossRef](#)]
2. Tang, P., Jiang, M., Xia, B. N., Pitera, J. W., Welser, J., & Chawla, N. V. (2020, April). Multi-label patent categorization with non-local attention-based graph convolutional network. In *Proceedings of the AAAI Conference on Artificial Intelligence* (Vol. 34, No. 05, pp. 9024-9031). [[Google scholar](#)] [[CrossRef](#)]
3. Lu, X., & Ni, B. (2019). BERT-CNN: a Hierarchical Patent Classifier Based on a Pre-Trained Language Model. *arXiv preprint arXiv:1911.06241*. [[Google scholar](#)]
4. International Patent Classification (IPC), World Intellectual Property Organization (WIPO), [[Link](#)]
5. Lai, K. K., & Wu, S. J. (2005). Using the patent co-citation approach to establish a new patent classification system. *Information processing & management*, 41(2), 313-330. [[Google scholar](#)] [[CrossRef](#)]
6. Li, X., Chen, H., Zhang, Z., & Li, J. (2007, June). Automatic patent classification using citation network information: an experimental study in nanotechnology. In *Proceedings of the 7th ACM/IEEE-CS joint conference on Digital libraries* (pp. 419-427). [[Google scholar](#)] [[CrossRef](#)]
7. Liu, D. R., & Shih, M. J. (2011). Hybrid-patent classification based on patent-network analysis. *Journal of the American Society for Information Science and Technology*, 62(2), 246-256. [[Google scholar](#)] [[CrossRef](#)]
8. Yun, J., & Geum, Y. (2020). Automated classification of patents: A topic modeling approach. *Computers & Industrial Engineering*, 147, 106636. [[Google scholar](#)] [[CrossRef](#)]
9. Cassidy, C. (2020). Parameter tuning Naïve Bayes for automatic patent classification. *World Patent Information*, 61, 101968. [[Google scholar](#)] [[CrossRef](#)]
10. Wu, C. H., Ken, Y., & Huang, T. (2010). Patent classification system using a new hybrid genetic algorithm support vector machine. *Applied Soft Computing*, 10(4), 1164-1177. [[Google scholar](#)] [[CrossRef](#)]
11. Li, S., Hu, J., Cui, Y., & Hu, J. (2018). DeepPatent: patent classification with convolutional neural networks and word embedding. *Scientometrics*, 117(2), 721-744. [[Google scholar](#)] [[CrossRef](#)]
12. Xiao, L., Wang, G., & Zuo, Y. (2018, December). Research on patent text classification based on word2vec and LSTM. In *2018 11th International Symposium on Computational Intelligence and Design (ISCID)* (Vol. 1, pp. 71-74). IEEE. [[Google scholar](#)] [[CrossRef](#)]
13. Lee, J. S., & Hsiang, J. (2019). Patentbert: Patent classification with fine-tuning a pre-trained bert model. *arXiv preprint arXiv:1906.02124*. [[Google scholar](#)]
14. KeyBERT <https://github.com/MaartenGr/KeyBERT>
15. LeCun, Y., & Bengio, Y. (1995). Convolutional networks for images, speech, and time series. *The handbook of brain theory and neural networks*, 3361 (10) [[Google Scholar](#)]
16. Simonyan, K., & Zisserman, A. (2014). Very deep convolutional networks for large-scale image recognition. *arXiv preprint arXiv:1409.1556*. [[Google Scholar](#)]
17. He, K., Zhang, X., Ren, S., & Sun, J. (2016). Deep residual learning for image recognition. In *Proceedings of the IEEE conference on computer vision and pattern recognition* (pp. 770-778). [[Google Scholar](#)]
18. Tan, M., & Le, Q. (2019, May). Efficientnet: Rethinking model scaling for convolutional neural networks. In *International Conference on Machine Learning* (pp. 6105-6114). PMLR. [[Google Scholar](#)]
19. Zhang, Y., & Wallace, B. (2015). A sensitivity analysis of (and practitioners' guide to) convolutional neural networks for sentence classification. *arXiv preprint arXiv:1510.03820*. [[Google Scholar](#)]
20. Johnson, R., & Zhang, T. (2014). Effective use of word order for text categorization with convolutional neural networks. *arXiv preprint arXiv:1412.1058*. [[Google Scholar](#)]
21. Johnson, R., & Zhang, T. (2015). Semi-supervised convolutional neural networks for text categorization via region embedding. *Advances in neural information processing systems*, 28, 919. [[Google Scholar](#)]