

Online Learning of Network Bottlenecks via Minimax Paths

Niklas Åkerblom,^{1, 2, *} Fazeleh Sadat Hoseini,^{1, *} Morteza Haghir Chehreghani¹

¹ Chalmers University of Technology

² Volvo Car Corporation

niklas.akerblom@chalmers.se, fazeleh@chalmers.se, morteza.chehreghani@chalmers.se

Abstract

In this paper, we study bottleneck identification in networks via extracting minimax paths. Many real-world networks have stochastic weights for which full knowledge is not available in advance. Therefore, we model this task as a combinatorial semi-bandit problem to which we apply a combinatorial version of Thompson Sampling and establish an upper bound on the corresponding Bayesian regret. Due to the computational intractability of the problem, we then devise an alternative problem formulation which approximates the original objective. Finally, we experimentally evaluate the performance of Thompson Sampling with the approximate formulation on real-world directed and undirected networks.

1 Introduction

Bottleneck identification constitutes an important task in network analysis, with applications including transportation planning and management (Berman and Handler 1987), routing in computer networks (Shacham 1992) and various bicriterion path problems (Hansen 1980). The path-specific bottleneck on a path between a source and a target node in a network is defined as the edge with a maximal cost or weight according to some criterion such as transfer time, load, commute time, distance, etc. Then, the goal of bottleneck identification and avoidance is to find a path whose bottleneck is minimal. Thus, one may model bottleneck identification as the problem of computing the minimax edge over the given network/graph, to obtain an edge with a minimal largest gap between the source and target nodes. Equivalently, it can be formulated as a widest path problem or maximum capacity path problem (Pollack 1960) where the edge weights have been negated.

The aforementioned formulations assume that the network or the graph is fully specified, i.e., that all the edge weights are fully known. However, in practice, the edge weights might not be known in advance or they might include some inherent uncertainty. To tackle such situations, in this paper, we develop an online learning framework to learn the edge weight distributions of the underlying network while solving the bottleneck identification problem, for different problem instances. For this purpose, we view this as a multi-armed bandit (MAB) problem and focus on

Thompson Sampling (TS) (Thompson 1933), a method that suits probabilistic online learning well.

Thompson Sampling is an early Bayesian method for addressing the trade-off between exploration and exploitation in sequential decision making problems. It has only recently been thoroughly evaluated through experimental studies (Chapelle and Li 2011; Graepel et al. 2010) and theoretical analyses (Kaufmann, Korda, and Munos 2012; Agrawal and Goyal 2012; Russo and Van Roy 2014), where it has been shown to be asymptotically optimal in the sense that it matches well-known lower bounds of these types of problems (Lai and Robbins 1985).

Among many other problem settings, Thompson Sampling has been adapted to online versions of combinatorial optimization problems with retained theoretical guarantees (Wang and Chen 2018), where one application is to find shortest paths in graphs (Liu and Zhao 2012; Gai, Krishnamachari, and Jain 2012; Zou, Proutiere, and Johansson 2014; Åkerblom, Chen, and Haghir Chehreghani 2020).

Another commonly used method for these problems is Upper Confidence Bound (UCB) (Auer 2002), which utilizes optimism to balance exploration and exploitation. UCB has been adapted to combinatorial settings (Chen, Wang, and Yuan 2013), and also exists in Bayesian variants (Kaufmann, Cappé, and Garivier 2012). Recently, a variant of UCB has been studied for bottleneck avoidance problems in a combinatorial pure exploration setting (Du, Kuroki, and Chen 2021). They consider a different problem setting and method than ours, though their bottleneck reward function is similar to the one we use in our approximation method.

In this paper, we model the online bottleneck identification task as a stochastic combinatorial semi-bandit problem for which we develop a combinatorial variant of Thompson Sampling. We then derive an upper bound on the corresponding Bayesian regret that is tight up to a polylogarithmic factor, consistent with the existing lower bounds for combinatorial semi-bandit problems. We face the issue of computational intractability with the *exact* problem formulation. We thus propose an *approximation* scheme, along with a theoretical analysis of its properties. Finally, we experimentally investigate the performance of the proposed method on directed and undirected real-world networks from transport and collaboration domains.

*These authors contributed equally.

2 Bottleneck Identification Model

In this section, we first introduce the bottleneck identification problem over a fixed network and then describe a probabilistic model to be used in stochastic and uncertain situations.

Bottleneck identification over a network

We model a network by graph $G(V, E, w)$, where V denotes the set of vertices (nodes) and each $e = (u, v) \in E$ indicates an edge between the vertices u and v where $u, v \in V$ and $u \neq v$. Moreover, $w : E \rightarrow \mathbb{R}$ is a weight function defined for each edge of the graph, where for convenience, we use w_e to denote the weight of edge e . If G is directed, the pair (u, v) is ordered, otherwise, it is not (i.e., $(u, v) \equiv (v, u)$ for undirected graphs). A path p from vertex u (source) to vertex v (target) over G is a sequence of vertices $\langle v_1, v_2, \dots, v_{k-1}, v_k \rangle$ where $v_1 = u$, $v_k = v$ and $(v_i, v_{i+1}) \in E, \forall i \in [1, k-1]$. It can also be seen as a sequence of edges $\langle (v_1, v_2), (v_2, v_3), \dots, (v_{k-1}, v_k) \rangle$.

As mentioned, a bottleneck on a path p can be described as an edge with a maximal weight on that path. To find the smallest feasible bottleneck between the source node u and the target node v , we consider all the paths between them. For each path, we pick an edge with a maximal weight, to obtain all path-specific bottlenecks. We then identify the smallest path-specific bottleneck edge in order to find the best feasible bottleneck, i.e., such that larger bottlenecks are avoided.

Therefore, given graph G , the bottleneck edge between $u \in V$ and $v \in V$ can be identified via extracting the minimax edge between them. With $P_{u,v}$ denoting the set of all possible paths from u to v over G , the bottleneck can be computed by

$$b(u, v; G) = \min_{p \in P_{u,v}} \max_{e \in p} w_e, \quad (1)$$

The quantity in Eq. 1 satisfies the (ultra) metric properties under some basic assumptions on the edge weights such as symmetry and nonnegativity. Hence, it is sometimes used as a proper distance measure to extract manifolds and elongated clusters in a non-parametric way (Haghir Chehreghani 2020; Kim and Choi 2007).

However, in our setting, such conditions do not need to be fulfilled by the edge weights. In general, we tolerate positive as well as negative edge weights, and we assume the graph might directed, i.e., the edge weights are not necessarily symmetric. Therefore, despite the absence of (ultra) metric properties, the concept of minimax edges is still relevant for bottleneck identification.

To compute the minimax edge, one does not need to investigate all possible paths between the source and target nodes, which might be computationally infeasible. As studied in (Hu 1961), minimax edges and paths over an arbitrary undirected graph are equal to the minimax edges over any minimum spanning tree (MST) computed over that graph. This equivalence simplifies the calculation of minimax edges, as there is only one path between every two vertices over an MST, whose maximal edge weight yields the minimax edge, i.e., the desired bottleneck.

For directed graphs, an MST might not represent the minimax edges in a straightforward manner. Hence, we instead rely on a modification (Berman and Handler 1987) of Dijkstra's algorithm (Dijkstra et al. 1959) to extract minimax paths rather than the shortest paths.

Probabilistic model for bottleneck identification

As mentioned, we study bottleneck identification in uncertain and stochastic settings. Therefore, instead of considering the weights w_e for $e \in E$ to be fixed, we view them as stochastic with fixed, albeit unknown, distribution parameters. Additionally, we assume that the weight of each edge follows a Gaussian distribution with known and bounded variance. The Gaussian edge weight assumption is common for many important problem settings, like minimization of travel time (Seshadri and Srinivasan 2010) or energy consumption (Åkerblom, Chen, and Haghir Chehreghani 2020) in road networks. Furthermore, we assume that all edge weights are mutually independent. Hence,

$$w_e \sim \mathcal{N}(\theta_e^*, \sigma_e^2)$$

where θ_e^* denotes the unknown mean of edge e , and σ_e^2 is the known variance. Without loss of generality, we assume the bounded variance $\sigma_e^2 \leq 1$. However, we emphasize that we *do not* assume that w_e and θ_e^* are bounded or non-negative.

It is convenient to be able to make use of prior knowledge in online learning problems where the action space is large, which motivates a Bayesian approach where we assume that the unknown mean θ_e^* is sampled from a known prior distribution:

$$\theta_e^* \sim \mathcal{N}(\mu_{e,0}, \varsigma_{e,0}^2)$$

We use a Gaussian prior for θ_e^* since it is conjugate to the Gaussian likelihood and allows for efficient recursive updates of posterior parameters upon a new weight observations $w_{e,t}$ at time t :

$$\varsigma_{e,t+1}^2 \leftarrow \left(\frac{1}{\varsigma_{e,t}^2} + \frac{1}{\sigma_e^2} \right)^{-1} \quad (2)$$

$$\mu_{e,t+1} \leftarrow \varsigma_{e,t+1}^2 \left(\frac{\mu_{e,t}}{\varsigma_{e,t}^2} + \frac{w_{e,t}}{\sigma_e^2} \right) \quad (3)$$

Since our long-term objective is to find a path which minimizes the *expected* maximum edge weight along that path, we need a *framework* to sequentially select paths to update these parameters and learn enough information about the edge weight distributions.

3 Online Bottleneck Learning Framework

Consider a stochastic combinatorial semi-bandit problem (Cesa-Bianchi and Lugosi 2012) with time horizon T , formulated as a problem of cost minimization rather than reward maximization. There is a set of base arms \mathcal{A} from which we may at each time step $t \in [T]$ select a subset (or *super arm*) $\mathbf{a}_t \subseteq \mathcal{A}$. The selection is further restricted such

that $\mathbf{a}_t \in \mathcal{I} \subseteq 2^{\mathcal{A}}$, where \mathcal{I} is called the set of *feasible* super arms.

Upon selection of \mathbf{a}_t , the environment reveals a feedback $X_{i,t}$ drawn from some fixed and unknown distribution for each base arm $i \in \mathbf{a}_t$ (i.e., *semi-bandit* feedback). Furthermore, we receive a super arm cost from the environment, $c(\mathbf{a}_t) := \max_{i \in \mathbf{a}_t} X_{i,t}$, i.e., the maximum of all base arm feedback for the selected super arm and the current time step. The objective is to select super arms \mathbf{a}_t to minimize $\mathbb{E} \left[\sum_{t=1}^T c(\mathbf{a}_t) \right]$. This objective is typically reformulated as an equivalent *regret* minimization problem, where the (expected) regret is defined as

$$\text{Regret}(T) := \left(\sum_{t \in [T]} \mathbb{E} [c(\mathbf{a}_t)] \right) - T \cdot \min_{\mathbf{a} \in \mathcal{I}} \mathbb{E} [c(\mathbf{a})] \quad (4)$$

To connect this to the probabilistic bottleneck identification model introduced in the previous section, we let each edge $e \in E$ in the graph G correspond to exactly one base arm $i \in \mathcal{A}$. For the online minimax path problem, the feasible set of super arms is then the set of all admissible paths in the graph, where the paths are directed or undirected depending on the type of graph. The feedback of each base arm i is simply the Gaussian weight of the matching edge e , with known variance σ_i^2 and unknown mean θ_i^* .

We denote the expected cost of a super arm $f_{\theta}(\mathbf{a})$, where θ is a mean vector and $f_{\theta}(\mathbf{a}) := \mathbb{E} [\max_{i \in \mathbf{a}} C_i]$ such that $C_i \sim \mathcal{N}(\theta_i, \sigma_i^2)$. For Bayesian bandit settings and algorithms, it is common to consider the notion of *Bayesian regret*, with an additional expectation over problem instances drawn from the prior distribution:

$$\text{BayesRegret}(T) := \mathbb{E} [\text{Regret}(T)]$$

Thompson Sampling with exact objective

It is not sufficient to find the super arm \mathbf{a} which minimizes $f_{\mu_t}(\mathbf{a})$ in each time step t , since a strategy which is *greedy* with respect to possibly imperfect current cost estimates may converge to a sub-optimal super arm. Thompson Sampling is one of several methods developed to address the trade-off between exploration and exploitation in stochastic online learning problems. It has been shown to exhibit good performance in many formulations, e.g., linear contextual bandits and combinatorial semi-bandits.

The steps performed in each time step t by Thompson Sampling, adapted to our setting, are displayed in Algorithm 1. First, a mean vector $\hat{\theta}$ is sampled from the current posterior distribution (or from the prior in the first time step). Then, an arm \mathbf{a}_t is selected which minimizes the expected cost $f_{\hat{\theta}}(\mathbf{a}_t)$ with respect to the sampled mean vector. These first two steps are equivalent to selecting the arm according to the posterior probability of it being optimal. In combinatorial semi-bandit problems, the method of finding the best super arm according to the sampled parameters is often called an *oracle*.

When the super arm \mathbf{a}_t is played, the environment reveals the feedback $X_{i,t}$ if and only if $i \in \mathbf{a}_t$, which is a property

Algorithm 1: TS for minimax paths (exact)

Input: Prior parameters μ_0, ς_0

- 1: For each base arm, play a super arm which contains it.
 - 2: **for** $t \leftarrow 1, \dots, T$ **do**
 - 3: **for** $i \in \mathcal{A}$ **do**
 - 4: $\hat{\theta}_i \leftarrow$ Sample from posterior $\mathcal{N}(\mu_{i,t-1}, \varsigma_{i,t-1}^2)$
 - 5: **end for**
 - 6: $\mathbf{a}_t \leftarrow \min_{\mathbf{a} \in \mathcal{I}} f_{\hat{\theta}}(\mathbf{a})$
 - 7: Play arm \mathbf{a}_t , observe feedback $X_{j,t}$ for $j \in \mathbf{a}_t$
 - 8: Compute μ_t, ς_t with feedback using Eqs. 2 and 3
 - 9: **end for**
-

called *semi-bandit feedback*. Finally, these observations are used to update the posterior distribution parameters.

Regret analysis of TS for minimax paths

We use the technique to analyze the Bayesian regret of Thompson Sampling for general bandit problems introduced by (Russo and Van Roy 2014) and further elaborated by (Slivkins 2019), carefully adapting it to our problem setting. This technique was originally devised to enable convenient conversion of existing UCB regret analyses to Thompson Sampling, but can also be applied to novel TS applications. In the rest of this section, we outline the most important steps of the proof of Theorem 1, leaving technical details to the supplementary material.

Theorem 1. *The Bayesian regret of Algorithm 1 is $\mathcal{O}(d\sqrt{T \log T})$.*

We initially define a sequence of upper and lower confidence bounds, for each time step t :

$$U_t(\mathbf{a}) := f_{\hat{\theta}_{t-1}}(\mathbf{a}) + \max_{i \in \mathbf{a}} \sqrt{\frac{32 \log T}{N_{t-1}(i)}}$$

$$L_t(\mathbf{a}) := f_{\hat{\theta}_{t-1}}(\mathbf{a}) - \max_{i \in \mathbf{a}} \sqrt{\frac{32 \log T}{N_{t-1}(i)}}$$

where $\hat{\theta}_{i,t}$ is the average feedback of base arm i until time t and $N_t(i)$ is the number of times base arm i has been played as part of a super arm until time t .

Lemma 2. *For Algorithm 1, we have that $\text{BayesRegret}(T) = \sum_{t \in [T]} \mathbb{E} [U_t(\mathbf{a}_t) - L_t(\mathbf{a}_t)] + \sum_{t \in [T]} \mathbb{E} [f_{\theta^*}(\mathbf{a}_t) - U_t(\mathbf{a}_t)] + \sum_{t \in [T]} \mathbb{E} [L_t(\mathbf{a}^*) - f_{\theta^*}(\mathbf{a}^*)]$.*

This Bayesian regret decomposition is a direct application of Proposition 1 of (Russo and Van Roy 2014). It utilizes the fact that given the history of selected arms and received feedback until time t , the played super arm \mathbf{a}_t and the best possible super arm $\mathbf{a}^* := \min_{\mathbf{a} \in \mathcal{I}} f_{\theta^*}(\mathbf{a})$ are identically distributed under Thompson Sampling. Furthermore, also given the history, $U_t(\mathbf{a})$ and $L_t(\mathbf{a})$ are deterministic functions of the super arm \mathbf{a} , enabling the decomposition of the regret into terms of the expected confidence width, the expected overestimation of the super arm with least mean

cost, and the expected underestimation of the selected super arm. By showing that $f_{\theta^*}(\mathbf{a}) \in [L_t(\mathbf{a}), U_t(\mathbf{a})]$ with high probability, we can bound the last two of these terms.

Lemma 3. *For any $t \in [T]$, we have that $\mathbb{E}[f_{\theta^*}(\mathbf{a}_t) - U_t(\mathbf{a}_t)] \leq \frac{4d}{T}$ and $\mathbb{E}[L_t(\mathbf{a}^*) - f_{\theta^*}(\mathbf{a}^*)] \leq \frac{4d}{T}$.*

Both terms are bounded in the same way, for which we need a few intermediary results. Focusing on the overestimation of the optimal super arm, we can see that:

$$\begin{aligned} \mathbb{E}[L_t(\mathbf{a}^*) - f_{\theta^*}(\mathbf{a}^*)] &= \\ \mathbb{E}\left[f_{\hat{\theta}_{t-1}}(\mathbf{a}^*) - f_{\theta^*}(\mathbf{a}^*) - \max_{i \in \mathcal{A}^*} \sqrt{\frac{32 \log T}{N_{t-1}(i)}}\right] \end{aligned}$$

First, in Lemma 4 the difference expressed in the first two terms between the true mean cost $f_{\theta^*}(\mathbf{a})$ of a super arm \mathbf{a} and the corresponding estimated mean $f_{\hat{\theta}}(\mathbf{a})$ is bounded by the maximum of the differences of the true and estimated means of each individual base arm feedback, such that:

Lemma 4. *For any super arm $\mathbf{a} \in \mathcal{I}$ and time step $t \in [T]$, we have that $|f_{\theta^*}(\mathbf{a}) - f_{\hat{\theta}_t}(\mathbf{a})| \leq 2 \max_{i \in \mathbf{a}} |\theta_i^* - \hat{\theta}_{i,t}|$.*

This is achieved by decomposing the absolute value into a sum of the positive and negative portions of the difference, then bounding each individually. Focusing on the positive portion by assuming that $f_{\hat{\theta}_{t-1}}(\mathbf{a}^*) \geq f_{\theta^*}(\mathbf{a}^*)$, and letting $Z_i \sim \mathcal{N}(\hat{\theta}_{i,t-1}, \sigma_i^2)$, $Y_i \sim \mathcal{N}(\theta_i^*, \sigma_i^2)$, $\delta_{i,t-1} := \theta_i^* - \hat{\theta}_{i,t-1}$ and $Q_i := Z_i - \delta_{i,t-1}$, for $i \in \mathbf{a}$, we can see that:

$$\begin{aligned} f_{\hat{\theta}_{t-1}}(\mathbf{a}^*) - f_{\theta^*}(\mathbf{a}^*) &= \\ \mathbb{E}\left[\max_{i \in \mathbf{a}} Z_i\right] - \mathbb{E}\left[\max_{i \in \mathbf{a}} Y_i\right] &= \\ \mathbb{E}\left[\max_{i \in \mathbf{a}} (Q_i + \delta_{i,t-1})\right] - \mathbb{E}\left[\max_{i \in \mathbf{a}} Y_i\right] &\leq \\ \mathbb{E}\left[\max_{i \in \mathbf{a}} Q_i\right] + \max_{i \in \mathbf{a}} \delta_{i,t-1} - \mathbb{E}\left[\max_{i \in \mathbf{a}} Y_i\right] &= \\ \max_{i \in \mathbf{a}} \delta_{i,t-1} \end{aligned}$$

The negative portion is bounded in the same way, directly leading to the result of Lemma 4. With this result, we can proceed with Lemma 3, where we let $[x]^+ := \max(0, x)$:

$$\begin{aligned} \mathbb{E}\left[2 \max_{i \in \mathcal{A}^*} |\delta_{i,t-1}| - \max_{i \in \mathcal{A}^*} \sqrt{\frac{32 \log T}{N_{t-1}(i)}}\right] &\leq \\ \mathbb{E}\left[2 \max_{i \in \mathcal{A}^*} \left[|\delta_{i,t-1}| - \sqrt{\frac{8 \log T}{N_{t-1}(i)}}\right]^+\right] &\leq \\ 2 \sum_{i \in \mathcal{A}} \mathbb{E}\left[\left[|\delta_{i,t-1}| - \sqrt{\frac{8 \log T}{N_{t-1}(i)}}\right]^+\right] &= \\ 2 \sum_{i \in \mathcal{A}} \Pr\left\{|\delta_{i,t-1}| > \sqrt{\frac{8 \log T}{N_{t-1}(i)}}\right\} &\cdot \end{aligned} \quad (5)$$

$$\mathbb{E}\left[|\delta_{i,t-1}| - \sqrt{\frac{8 \log T}{N_{t-1}(i)}} \mid |\delta_{i,t-1}| > \sqrt{\frac{8 \log T}{N_{t-1}(i)}}\right] \quad (6)$$

The probability in Eq. 5 is of the event that the difference between the estimated and true means of an arm i exceeds the confidence radius $\sqrt{8 \log T / N_{t-1}(i)}$, while Eq. 6 is the expected difference conditional on that event. We bound Eq. 5 with Lemma 5 and Eq. 6 with Lemma 6.

Lemma 5. *Pr $\left\{\forall t \in [T] \forall i \in \mathcal{A}, |\delta_{i,t-1}| \leq \sqrt{\frac{8 \log T}{N_{t-1}(i)}}\right\} \geq 1 - \frac{2}{T}$.*

It is now sufficient to show that the difference $\delta_{i,t-1}$ is small for all base arms $i \in \mathcal{A}$ with high probability, which we accomplish using a standard concentration analysis through application of Hoeffding inequality and union bounds.

Lemma 6. *For any $t \in [T]$ and $i \in \mathcal{A}$, we have*

$$\mathbb{E}\left[|\delta_{i,t-1}| - \sqrt{\frac{8 \log T}{N_{t-1}(i)}} \mid |\delta_{i,t-1}| > \sqrt{\frac{8 \log T}{N_{t-1}(i)}}\right] \leq 1$$

Though the rewards are unbounded, this expectation can be bounded by utilizing the fact that the mean of a truncated Gaussian distribution is increasing in the mean of the distribution before truncation, by Theorem 2 of (Horrace 2015). We can see that that:

$$\begin{aligned} \mathbb{E}\left[|\delta_{i,t-1}| - \sqrt{\frac{8 \log T}{N_{t-1}(i)}} \mid |\delta_{i,t-1}| > \sqrt{\frac{8 \log T}{N_{t-1}(i)}}\right] &= \\ \mathbb{E}\left[\delta_{i,t-1} - \sqrt{\frac{8 \log T}{N_{t-1}(i)}} \mid \delta_{i,t-1} - \sqrt{\frac{8 \log T}{N_{t-1}(i)}} > 0\right] &\leq \\ \mathbb{E}\left[\delta_{i,t-1} \mid \delta_{i,t-1} > 0\right] \end{aligned}$$

We know that $\delta_{i,t-1}$ is zero-mean Gaussian with variance at most one, hence $\mathbb{E}\left[\delta_{i,t-1} \mid \delta_{i,t-1} > 0\right] \leq 1$.

With the result from Lemma 3, the last two terms of the regret decomposition in Lemma 2 are bounded by constants

in T . Focusing on remaining term, we just need to show that $\sum_{t \in [T]} \mathbb{E}[U_t(\mathbf{a}_t) - L_t(\mathbf{a}_t)] \leq \mathcal{O}(d\sqrt{T \log T})$ to prove Theorem 1:

$$\begin{aligned}
& \sum_{t \in [T]} \mathbb{E}[U_t(\mathbf{a}_t) - L_t(\mathbf{a}_t)] = \\
& \sqrt{128 \log T} \sum_{t \in [T]} \mathbb{E} \left[\max_{i \in \mathbf{a}_t} \frac{1}{\sqrt{N_{t-1}(i)}} \right] \leq \\
& \sqrt{128 \log T} \sum_{t \in [T]} \mathbb{E} \left[\sum_{i \in \mathbf{a}_t} \frac{1}{\sqrt{N_{t-1}(i)}} \right] = \\
& \sqrt{128 \log T} \sum_{i \in \mathcal{A}} \mathbb{E} \left[\sum_{t: i \in \mathbf{a}_t} \frac{1}{\sqrt{N_{t-1}(i)}} \right] \leq \\
& \sqrt{128 \log T} \sum_{i \in \mathcal{A}} \mathbb{E} \left[2\sqrt{N_T(i)} \right] \leq \\
& \sqrt{128 \log T} \cdot \mathbb{E} \left[2\sqrt{d \sum_{i \in \mathcal{A}} N_T(i)} \right] \leq \\
& \sqrt{128 \log T} \cdot \mathbb{E} \left[2\sqrt{d^2 T} \right] = \\
& 2d\sqrt{128T \log T} = \\
& \mathcal{O}(d\sqrt{T \log T})
\end{aligned}$$

We note that the final upper bound is tight up to a poly-logarithmic factor, according to existing lower bounds for combinatorial semi-bandit problems (Kveton et al. 2015).

Thompson Sampling with approximate objective

Unfortunately, exact expressions for computing the expected maximum of Gaussian random variables only exist when the variables are few. In other words, we cannot compute $f_\theta(\mathbf{a})$ exactly for a super arm \mathbf{a} containing many base arms, necessitating some form of approximation approach. While it is possible to approximate $f_\theta(\mathbf{a})$ through e.g., Monte Carlo simulations, we want to be able to perform cost minimization step using an efficient oracle. Therefore, we propose an approximation method outlined in Algorithm 2, where the minimization step has been modified from Algorithm 1 with an alternative super arm cost function $\tilde{f}_\theta(\mathbf{a}) := \max_{i \in \mathbf{a}} \theta_i$.

Switching objectives from finding the super arm which minimizes the expected maximum base arm feedback to instead minimize the maximum expected feedback has the benefit of allowing us to utilize the efficient deterministic minimax path algorithms introduced earlier for both directed and undirected graphs.

It is possible to use alternative notions of regret to evaluate combinatorial bandit algorithms with approximate oracles (Chen, Wang, and Yuan 2013; Chen et al. 2016). For our experimental evaluation of Algorithm 2, we introduce the following definition of approximate regret:

$$\text{ApproxRegret}(T) := \left(\sum_{t \in [T]} \tilde{f}_{\theta^*}(\mathbf{a}_t) \right) - T \cdot \min_{\mathbf{a} \in \mathcal{I}} \tilde{f}_{\theta^*}(\mathbf{a})$$

Algorithm 2: TS for minimax paths (approximation)

Input: Prior parameters μ_0, ς_0

```

1: For each base arm, play a super arm which contains it.
2: for  $t \leftarrow 1, \dots, T$  do
3:   for  $i \in \mathcal{A}$  do
4:      $\hat{\theta}_i \leftarrow$  Sample from posterior  $\mathcal{N}(\mu_{i,t-1}, \varsigma_{i,t-1}^2)$ 
5:   end for
6:    $\mathbf{a}_t \leftarrow \min_{\mathbf{a} \in \mathcal{I}} \max_{i \in \mathbf{a}} \hat{\theta}_i$ 
7:   Play arm  $\mathbf{a}_t$ , observe feedback  $X_{j,t}$  for  $j \in \mathbf{a}_t$ 
8:   Compute  $\mu_t, \varsigma_t$  with feedback using Eq. 2 and 3
9: end for

```

An alternative Bayesian bandit algorithm which can be used with the alternative objective is BayesUCB (Kaufmann, Cappé, and Garivier 2012), which we use as a baseline for our experiments. Like Thompson Sampling, BayesUCB has been adapted to combinatorial semi-bandit settings (Nuara et al. 2018; Åkerblom, Chen, and Haghir Chehreghani 2020). Whereas Thompson Sampling in Algorithm 2 encourages exploration by applying the oracle to parameters sampled the posterior distribution, with BayesUCB the oracle is instead applied to optimistic estimates based on the posterior distribution. In practice, this is accomplished for our cost minimization problem by using lower quantiles of the posterior distribution of each base arm. This principle of selecting plausibly optimal arms is called *optimism in the face of uncertainty* and is the underlying idea of all bandit algorithms based on UCB.

To connect the different objectives in Algorithm 1 and Algorithm 2, we note that by Jensen's inequality, $\tilde{f}_{\hat{\theta}}(\mathbf{a}) \leq f_{\hat{\theta}}(\mathbf{a})$ and that the approximation objective consequently will underestimate super arm costs. However, we establish an upper bound on this difference through Theorem 7.

Theorem 7. *Given the optimal super arm \mathbf{a}^* for Algorithm 1 and the optimal super arm $\tilde{\mathbf{a}}^*$ for Algorithm 2, we have that $f_{\theta^*}(\tilde{\mathbf{a}}^*) - f_{\theta^*}(\mathbf{a}^*) \leq \sqrt{2 \log d}$.*

For any super arm $\mathbf{a} \in \mathcal{I}$, let Y_i for $i \in \mathbf{a}$ be Gaussian random variables with $Y_i \sim \mathcal{N}(\theta_i^*, \sigma_i^2)$. Furthermore, let $W_i := Y_i - \theta_i^*$, such that $W_i \sim \mathcal{N}(0, \sigma_i^2)$. Then, the following holds.

$$\begin{aligned}
& \mathbb{E} \left[\max_{i \in \mathbf{a}} Y_i \right] = \\
& \mathbb{E} \left[\max_{i \in \mathbf{a}} (W_i + \theta_i^*) \right] \leq \\
& \mathbb{E} \left[\max_{i \in \mathbf{a}} W_i \right] + \max_{i \in \mathbf{a}} \mathbb{E}[Y_i] \leq \\
& \sqrt{2 \log d} + \max_{i \in \mathbf{a}} \mathbb{E}[Y_i],
\end{aligned}$$

where the last inequality is due to Lemma 9 in (Orabona and Pal 2015) and since $\sigma_i^2 \leq 1$ for all $i \in \mathbf{a}$. We also note that, by Jensen's inequality, we have $\max_{i \in \mathbf{a}} \mathbb{E}[Y_i] \leq \mathbb{E}[\max_{i \in \mathbf{a}} Y_i]$. Moreover, by definition we know that $\mathbf{a}^* = \min_{\mathbf{a} \in \mathcal{I}} \mathbb{E}[\max_{i \in \mathbf{a}} Y_i]$ and $\tilde{\mathbf{a}}^* = \min_{\mathbf{a} \in \mathcal{I}} \max_{i \in \mathbf{a}} \mathbb{E}[Y_i]$. Consequently, we have,

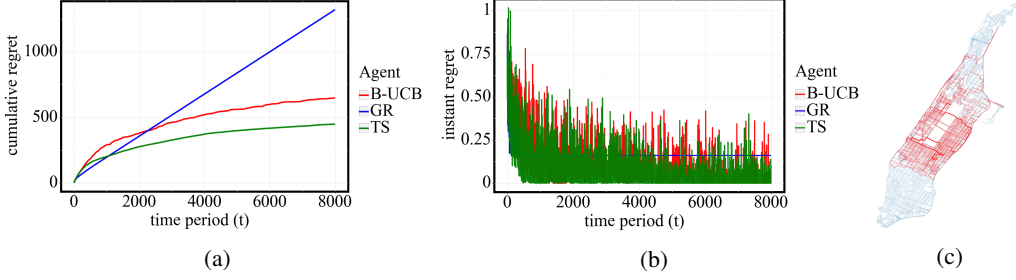


Figure 1: Experimental results on the Manhattan road network. (a) Average cumulative regret for BayesUCB (B-UCB), greedy (GR), and Thompson Sampling (TS) over time with horizon $T = 8000$. (b) Corresponding average instant regret results. (c) The paths explored by the TS agent is shown in red, with opacity illustrating the amount of exploration of each segment.

$$\begin{aligned} \max_{i \in \tilde{\mathbf{a}}^*} \mathbb{E}[Y_i] &\leq \max_{i \in \mathbf{a}^*} \mathbb{E}[Y_i] \leq \\ \mathbb{E} \left[\max_{i \in \mathbf{a}^*} Y_i \right] &\leq \mathbb{E} \left[\max_{i \in \tilde{\mathbf{a}}^*} Y_i \right] \leq \\ \sqrt{2 \log d} + \max_{i \in \tilde{\mathbf{a}}^*} \mathbb{E}[Y_i] \end{aligned}$$

Hence, we can conclude that

$$\begin{aligned} f_{\theta^*}(\tilde{\mathbf{a}}^*) - f_{\theta^*}(\mathbf{a}^*) &= \\ \mathbb{E} \left[\max_{i \in \tilde{\mathbf{a}}^*} Y_i \right] - \mathbb{E} \left[\max_{i \in \mathbf{a}^*} Y_i \right] &\leq \\ \sqrt{2 \log d}. \end{aligned}$$

In other words, Theorem 7 holds and the optimal solutions of the exact Algorithm 1 and the approximate Algorithm 2 differ by at most $\sqrt{2 \log d}$. This bound is independent of the mean vector θ^* , depending only on the number of base arms and that the variance is bounded.

4 Experimental Results

In this section, we conduct bottleneck identification experiments using Algorithm 2 for two real-world applications, i. road (transport) networks, and ii. collaboration (social) networks. These experiments are performed with an extended version of the simulation framework in (Russo et al. 2018) and evaluated using our approximate definition of regret.

In the supplementary material, we provide more details on the experimental results. In addition, there, we compare Algorithm 1 to Algorithm 2 through a toy example.

Road networks

Identification of bottlenecks in a road network is a vital tool for traffic planners to analyze the network and prevent congestion. In this application, our goal is to find the bottleneck between a source and a target, i.e., a road segment which is necessary to pass and also has minimal traffic flow. In the road network model, we let the nodes represent intersections and the directed edges represent road segments, with travel time divided by distance (seconds per meter) as edge weights. The bottleneck between a pair of intersections is the

minimum bottleneck over all paths connecting them, where the bottleneck for each of these paths is the largest weight over all road segments along it. Note that in order for the bottleneck between a pair of intersections to have a meaning, there needs to exist at least one path connecting them.

We collect road networks of four cities, shown in Table 1, from OpenStreetMap (OpenStreetMap contributors 2017), where the average travel time as well as the distance is provided for each (directed) edge. We simulate an environment with the stochastic edge weights sampled from $w_e \sim \mathcal{N}(\theta_e^*, \sigma_e^2)$, where the observation noise is $\sigma_e = 0.4$. For the experiments, the environment samples the true unknown mean θ_e^* from the known prior $\theta_e^* \sim \mathcal{N}(\mu_{e,0}, \varsigma_{e,0}^2)$, where $\varsigma_{e,0} = 0.4\text{s/m}$, and $\mu_{e,0}$ is the average travel time divided by distance recorded by OpenStreetMap (OSM).

We consider a greedy agent (GR) as a baseline, which always chooses the path with the lowest current estimate of expected cost. We evaluate the Thompson Sampling agent (TS) and the BayesUCB agent (B-UCB) in relation to the baseline. We run the simulations with all different agents (GR, TS, B-UCB) for each road network and report cumulative regret at a specific horizon T , averaged over five repetitions. The horizon is chosen such that the instant regret is almost stabilized for all three agents.

Figure 1a illustrates the average cumulative regret for the Manhattan road network over time, where at the horizon $T = 8000$ the TS agent yields the lowest cumulative regret. Then, B-UCB follows TS and achieves a better result compared to the greedy baseline. Figure 1b shows average instant regret, which is high for the TS and B-UCB agents in the beginning; however, further on, one can see that first TS and then B-UCB start saturating, by achieving sufficient exploration. Figure 1c visualizes the Manhattan road network, where the paths explored by the TS agent are shown in red.

Table 1: A description of the road networks.

Road network	#Node	#Edge	Avg. Degree
Eindhoven	7501	10776	2.873
Oslo	8153	11192	2.745
Manhattan	4593	8130	3.540
Salzburg	2921	3848	2.634

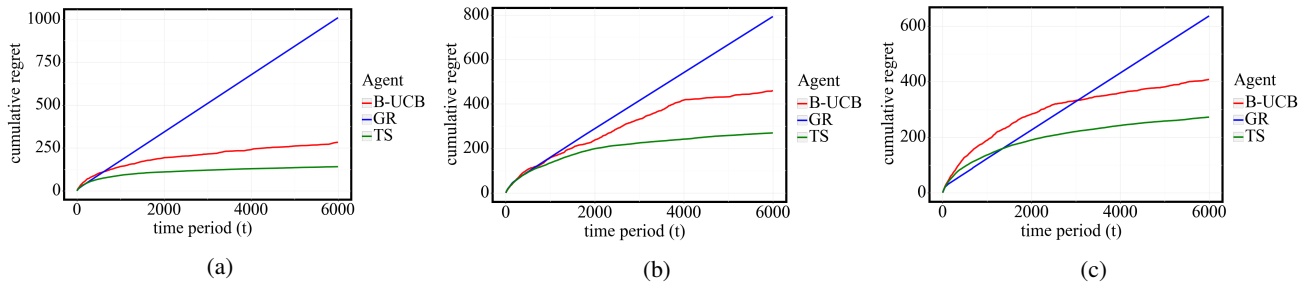


Figure 2: Average cumulative regret for BayesUCB (B-UCB), greedy (GR), and Thompson Sampling (TS) over time with horizon $T = 6000$, for Salzburg (a), Eindhoven (b) and Oslo (c).

The road segments that are explored more by the TS agent are displayed as more opaque.

Figure 2 shows the average cumulative regret for the three other road networks, respectively the cities of Salzburg, Eindhoven and Oslo. The results imply that TS yields the smallest cumulative regret, and then the cumulative regret of B-UCB is smaller than GR. Instant regret plots and road networks for these cities are provided in the supplementary material.

Collaboration network

We consider a collaboration network from computational geometry (Geom) (Jones 2002) as an application of our approach to social networks. More specifically, we use the version provided by (Handcock et al. 2003) and distributed among the Pajek datasets at (Batagelj and Mrvar 2006) where certain author duplicates, occurring in minor or major name variations, have been merged. The (Handcock et al.

2003) version is based on the BibTeX bibliography (Beebe 2002), to which the database (Jones 2002) has been exported. The network has 9072 vertices representing the authors and 22577 edges with the edge weights representing the number of mutual works between a pair of authors.

We simulate an environment where each edge weight is sampled as $w_e \sim \mathcal{N}(\theta_e^*, \sigma_e^2)$, within which θ_e^* is regarded as the true (negative) mean number of shared publications between a pair of authors linked by the edge e , and the observation noise is $\sigma_e = 20$. Furthermore, in this experiment, while the true negative mean number of mutual publications are assumed (by the agent) to be distributed according to the prior $\theta_e^* \sim \mathcal{N}(\mu_{e,0}, \varsigma_{e,0}^2)$ with $\varsigma_{e,0} = 5$, we instead generate the mean from a wider prior $\theta_e^* \sim \mathcal{N}(\mu_{e,0}, 20^2)$, simulating a scenario where the prior belief of the agent is too high. The assumed mean $\mu_{e,0}$ of the prior is however consistent with the distribution from which θ_e^* is sampled, and is directly determined by the pairwise negative number of mutual collaborations from the dataset (Handcock et al. 2003).

Figure 3 shows the cumulative and instant regret, averaged over five runs for the three agents with horizon $T = 2000$, again chosen such that the instant regret is stabilized for all agents. One can see that in Figure 3a, the TS agent reaches the lowest cumulative regret. Figure 3b suggests that as we go further in time, the instant regret of the TS and B-UCB agents approaches zero, where this happens earlier for the TS agent.

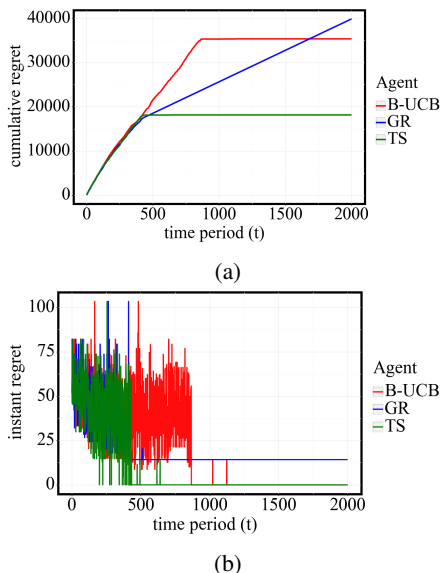


Figure 3: Experimental results on the collaboration network. (a) Avg. cumulative regret for BayesUCB (B-UCB), greedy (GR), and Thompson Sampling (TS) over time with horizon $T = 2000$. (b) Corresponding avg. instant regret results.

5 Conclusion

We developed an online learning framework for bottleneck identification in networks via minimax paths. In particular, we modeled this task as a combinatorial semi-bandit problem for which we proposed a combinatorial version of Thompson Sampling. We then established an upper bound on the Bayesian regret of the Thompson Sampling method. To deal with the computational intractability of the problem, we devised an alternative problem formulation which approximates the original objective. Finally, we investigated the framework on several directed and undirected real-world networks from transport and collaboration domains. Our experimental results demonstrate its effectiveness compared to alternatives such as greedy and B-UCB methods.

Acknowledgements

This work is funded by the Strategic Vehicle Research and Innovation Programme (FFI) of Sweden, through the project EENE. We want to thank Emilio Jorge, Emil Carlsson and Tobias Johansson for insightful discussions around the proofs.

References

- Agrawal, S.; and Goyal, N. 2012. Analysis of thompson sampling for the multi-armed bandit problem. In *Conference on learning theory*, 39–1.
- Auer, P. 2002. Using Confidence Bounds for Exploitation-Exploration Trade-offs. *J. Mach. Learn. Res.*, 3: 397–422.
- Batagelj, V.; and Mrvar, A. 2006. Pajek datasets. <http://vlado.fmf.uni-lj.si/pub/networks/data/>. Accessed: 2021-09-08.
- Beebe, N. H. F. 2002. Nelson H. F. Beebe’s Bibliographies Page. <http://www.math.utah.edu/~beebe/bibliographies.html>. Accessed: 2021-09-08.
- Berman, O.; and Handler, G. Y. 1987. Optimal minimax path of a single service unit on a network to nonservice destinations. *Transportation Science*, 21(2): 115–122.
- Cesa-Bianchi, N.; and Lugosi, G. 2012. Combinatorial bandits. *Journal of Computer and System Sciences*, 78(5): 1404–1422.
- Chapelle, O.; and Li, L. 2011. An Empirical Evaluation of Thompson Sampling. In *NIPS*, 2249–2257.
- Chen, W.; Hu, W.; Li, F.; Li, J.; Liu, Y.; and Lu, P. 2016. Combinatorial multi-armed bandit with general reward functions. In *Advances in Neural Information Processing Systems*, 1651–1659.
- Chen, W.; Wang, Y.; and Yuan, Y. 2013. Combinatorial multi-armed bandit: General framework and applications. In *International Conference on Machine Learning*, 151–159.
- Dijkstra, E. W.; et al. 1959. A note on two problems in connexion with graphs. *Numerische mathematik*, 1(1): 269–271.
- Du, Y.; Kuroki, Y.; and Chen, W. 2021. Combinatorial Pure Exploration with Bottleneck Reward Function and its Extension to General Reward Functions. arXiv:2102.12094.
- Gai, Y.; Krishnamachari, B.; and Jain, R. 2012. Combinatorial network optimization with unknown variables: Multi-armed bandits with linear rewards and individual observations. *IEEE/ACM Transactions on Networking*, 20(5): 1466–1478.
- Graepel, T.; Candela, J. Q.; Borchert, T.; and Herbrich, R. 2010. Web-Scale Bayesian Click-Through rate Prediction for Sponsored Search Advertising in Microsoft’s Bing Search Engine. In *ICML*, 13–20.
- Haghir Chehreghani, M. 2020. Unsupervised representation learning with Minimax distance measures. *Mach. Learn.*, 109(11): 2063–2097.
- Handcock, M. S.; Hunter, D.; Butts, C. T.; M., G. S.; and Morris, M. 2003. statnet: An R package for the Statistical Modeling of Social Networks. <http://www.csde.washington.edu/statnet>. Accessed: 2021-09-08.
- Hansen, P. 1980. Bicriterion Path Problems. In Fandel, G.; and Gal, T., eds., *Multiple Criteria Decision Making Theory and Application*, 109–127.
- Horrace, W. C. 2015. Moments of the truncated normal distribution. *Journal of Productivity Analysis*, 43(2): 133–138.
- Hu, T. 1961. The Maximum Capacity Route Problem. *Operations Research*, 9: 898–900.
- Jones, B. 2002. Computational geometry database. <http://jeffe.cs.illinois.edu/compgeom/biblios.html>. Accessed: 2021-09-08.
- Kaufmann, E.; Cappé, O.; and Garivier, A. 2012. On Bayesian upper confidence bounds for bandit problems. In *Artificial intelligence and statistics (AISTATS)*, 592–600.
- Kaufmann, E.; Korda, N.; and Munos, R. 2012. Thompson Sampling: An Asymptotically Optimal Finite-Time Analysis. In *Algorithmic Learning Theory - 23rd International Conference, ALT*, 199–213.
- Kim, K.; and Choi, S. 2007. Neighbor search with global geometry: a minimax message passing algorithm. In *Proceedings of the Twenty-Fourth International Conference on Machine Learning (ICML)*, 401–408.
- Kveton, B.; Wen, Z.; Ashkan, A.; and Szepesvari, C. 2015. Tight regret bounds for stochastic combinatorial semi-bandits. In *Artificial Intelligence and Statistics (AISTATS)*, 535–543.
- Lai, T. L.; and Robbins, H. 1985. Asymptotically efficient adaptive allocation rules. *Advances in applied mathematics*, 6(1): 4–22.
- Liu, K.; and Zhao, Q. 2012. Adaptive shortest-path routing under unknown and stochastically varying link states. In *2012 10th International Symposium on Modeling and Optimization in Mobile, Ad Hoc and Wireless Networks (WiOpt)*, 232–237.
- Nuara, A.; Trovo, F.; Gatti, N.; and Restelli, M. 2018. A combinatorial-bandit algorithm for the online joint bid/budget optimization of pay-per-click advertising campaigns. In *Thirty-Second AAAI Conference on Artificial Intelligence*.
- OpenStreetMap contributors. 2017. Planet dump retrieved from <https://planet.osm.org>. <https://www.openstreetmap.org>. Accessed: 2021-09-08.
- Orabona, F.; and Pal, D. 2015. Optimal Non-Asymptotic Lower Bound on the Minimax Regret of Learning with Expert Advice. arXiv:1511.02176.
- Pollack, M. 1960. The Maximum Capacity through a Network. *Operations Research*, 733–736.
- Russo, D.; and Van Roy, B. 2014. Learning to optimize via posterior sampling. *Mathematics of Operations Research*, 39(4): 1221–1243.
- Russo, D. J.; Roy, B. V.; Kazerouni, A.; Osband, I.; and Wen, Z. 2018. A Tutorial on Thompson Sampling. *Foundations and Trends® in Machine Learning*, 11(1): 1–96.
- Seshadri, R.; and Srinivasan, K. K. 2010. Algorithm for determining most reliable travel time path on network with normally distributed and correlated link travel times. *Transportation research record*, 2196(1): 83–92.

- Shacham, N. 1992. Multicast routing of hierarchical data. In *[Conference Record] SUPERCOMM/ICC'92 Discovering a New World of Communications*, 1217–1221. IEEE.
- Slivkins, A. 2019. Introduction to Multi-Armed Bandits. *Foundations and Trends® in Machine Learning*, 12(1-2): 1–286.
- Thompson, W. 1933. On the likelihood that one unknown probability exceeds another in view of the evidence of two samples. *Biometrika*, 25(3–4): 285—294.
- Wang, S.; and Chen, W. 2018. Thompson Sampling for Combinatorial Semi-Bandits. In *International Conference on Machine Learning*, 5101–5109.
- Zou, Z.; Proutiere, A.; and Johansson, M. 2014. Online shortest path routing: The value of information. In *2014 American Control Conference*, 2142–2147.
- Åkerblom, N.; Chen, Y.; and Haghir Chehreghani, M. 2020. An Online Learning Framework for Energy-Efficient Navigation of Electric Vehicles. In *Proceedings of the Twenty-Ninth International Joint Conference on Artificial Intelligence (IJCAI)*, 2051–2057.

Supplementary Material

A Regret analysis

Here, we include detailed proofs for the theorems and lemmas in the main paper. We use the technique to analyze the Bayesian regret of Thompson Sampling for general bandit problems outlined by (Russo and Van Roy 2014) and further detailed by (Slivkins 2019), carefully adapting it to our problem setting.

Theorem 1. *The Bayesian regret of Algorithm 1 is $\mathcal{O}(d\sqrt{T\log T})$.*

Proof. By Lemma 2 combined with Lemma 3, we have

$$\begin{aligned}
 \text{BayesRegret}(T) &\leq 8d + \sum_{t \in [T]} \mathbb{E}[U_t(\mathbf{a}_t) - L_t(\mathbf{a}_t)] = \\
 &8d + 2 \sum_{t \in [T]} \mathbb{E} \left[\max_{i \in \mathbf{a}_t} \sqrt{\frac{32 \log T}{N_{t-1}(i)}} \right] = \\
 &8d + \sqrt{128 \log T} \sum_{t \in [T]} \mathbb{E} \left[\max_{i \in \mathbf{a}_t} \frac{1}{\sqrt{N_{t-1}(i)}} \right] \leq \\
 &8d + \sqrt{128 \log T} \sum_{t \in [T]} \mathbb{E} \left[\sum_{i \in \mathbf{a}_t} \frac{1}{\sqrt{N_{t-1}(i)}} \right] = \\
 &8d + \sqrt{128 \log T} \sum_{i \in \mathcal{A}} \mathbb{E} \left[\sum_{t: i \in \mathbf{a}_t} \frac{1}{\sqrt{N_{t-1}(i)}} \right] = \\
 &8d + \sqrt{128 \log T} \sum_{i \in \mathcal{A}} \mathbb{E} \left[\sum_{j=1}^{N_T(i)+1} \frac{1}{\sqrt{j}} \right] \leq
 \end{aligned}$$

(See proof of Lemma 1 in (Russo and Van Roy 2014))

$$8d + 2\sqrt{128 \log T} \sum_{i \in \mathcal{A}} \mathbb{E} \left[\sqrt{N_T(i)} \right] \leq$$

(arithmetic mean vs. quadratic mean inequality)

$$\begin{aligned}
 &8d + 2\sqrt{128 \log T} \cdot \mathbb{E} \left[\sqrt{d \sum_{i \in \mathcal{A}} N_T(i)} \right] \leq \\
 &8d + 2\sqrt{128 \log T} \cdot \mathbb{E} \left[\sqrt{d^2 T} \right] = \\
 &8d + 2d\sqrt{128 T \log T} = \\
 &\mathcal{O}(d\sqrt{T \log T})
 \end{aligned}$$

□

Lemma 2. *For Algorithm 1, we have that $\text{BayesRegret}(T) = \sum_{t \in [T]} \mathbb{E}[U_t(\mathbf{a}_t) - L_t(\mathbf{a}_t)] + \sum_{t \in [T]} \mathbb{E}[f_{\theta^*}(\mathbf{a}_t) - U_t(\mathbf{a}_t)] + \sum_{t \in [T]} \mathbb{E}[L_t(\mathbf{a}^*) - f_{\theta^*}(\mathbf{a}^*)]$.*

Proof. By Proposition 1 in (Russo and Van Roy 2014), we can decompose the Bayesian regret of the algorithm in the following way:

$$\begin{aligned}
 \text{BayesRegret}(T) &= \sum_{t \in [T]} \mathbb{E}[f_{\theta^*}(\mathbf{a}_t) - L_t(\mathbf{a}_t)] + \sum_{t \in [T]} \mathbb{E}[L_t(\mathbf{a}^*) - f_{\theta^*}(\mathbf{a}^*)] = \\
 &\sum_{t \in [T]} \mathbb{E}[U_t(\mathbf{a}_t) - L_t(\mathbf{a}_t)] + \sum_{t \in [T]} \mathbb{E}[f_{\theta^*}(\mathbf{a}_t) - U_t(\mathbf{a}_t)] + \sum_{t \in [T]} \mathbb{E}[L_t(\mathbf{a}^*) - f_{\theta^*}(\mathbf{a}^*)]
 \end{aligned}$$

□

Lemma 3. For any $t \in [T]$, we have that $\mathbb{E}[f_{\theta^*}(\mathbf{a}_t) - U_t(\mathbf{a}_t)] \leq \frac{4d}{T}$ and $\mathbb{E}[L_t(\mathbf{a}^*) - f_{\theta^*}(\mathbf{a}^*)] \leq \frac{4d}{T}$.

Proof.

$$\begin{aligned} & \mathbb{E}[L_t(\mathbf{a}^*) - f_{\theta^*}(\mathbf{a}^*)] = \\ & \mathbb{E}\left[f_{\hat{\theta}_{t-1}}(\mathbf{a}^*) - f_{\theta^*}(\mathbf{a}^*) - \max_{i \in \mathbf{a}^*} \sqrt{\frac{32 \log T}{N_{t-1}(i)}}\right] \leq \end{aligned}$$

(By Lemma 4)

$$\mathbb{E}\left[2 \max_{i \in \mathbf{a}^*} |\hat{\theta}_{i,t-1} - \theta_i^*| - \max_{i \in \mathbf{a}^*} \sqrt{\frac{32 \log T}{N_{t-1}(i)}}\right] =$$

(Let $j = \arg \max_{i \in \mathbf{a}^*} |\hat{\theta}_{i,t-1} - \theta_i^*|$)

$$\begin{aligned} & \mathbb{E}\left[2|\hat{\theta}_{j,t-1} - \theta_j^*| - \max_{i \in \mathbf{a}^*} \sqrt{\frac{32 \log T}{N_{t-1}(i)}}\right] \leq \\ & \mathbb{E}\left[2|\hat{\theta}_{j,t-1} - \theta_j^*| - \sqrt{\frac{32 \log T}{N_{t-1}(j)}}\right] \leq \\ & \mathbb{E}\left[2\left[|\hat{\theta}_{j,t-1} - \theta_j^*| - \sqrt{\frac{8 \log T}{N_{t-1}(j)}}\right]^+\right] \leq \\ & \mathbb{E}\left[2 \sum_{i \in \mathcal{A}} \left[|\hat{\theta}_{i,t-1} - \theta_i^*| - \sqrt{\frac{8 \log T}{N_{t-1}(i)}}\right]^+\right] = \\ & 2 \sum_{i \in \mathcal{A}} \mathbb{E}\left[\left[|\hat{\theta}_{i,t-1} - \theta_i^*| - \sqrt{\frac{8 \log T}{N_{t-1}(i)}}\right]^+\right] = \\ & 2 \sum_{i \in \mathcal{A}} \mathbb{E}\left[\left[|\hat{\theta}_{i,t-1} - \theta_i^*| - \sqrt{\frac{8 \log T}{N_{t-1}(i)}}\right] \mid |\hat{\theta}_{i,t-1} - \theta_i^*| > \sqrt{\frac{8 \log T}{N_{t-1}(i)}}\right] \Pr\left\{|\hat{\theta}_{i,t-1} - \theta_i^*| > \sqrt{\frac{8 \log T}{N_{t-1}(i)}}\right\} \leq \end{aligned}$$

(By Lemma 6)

$$2 \sum_{i \in \mathcal{A}} \Pr\left\{|\hat{\theta}_{i,t-1} - \theta_i^*| > \sqrt{\frac{8 \log T}{N_{t-1}(i)}}\right\} \leq$$

(By Lemma 5)

$$2 \sum_{i \in \mathcal{A}} \frac{2}{T} \leq \frac{4d}{T}$$

The proof for $\mathbb{E}[f_{\theta^*}(\mathbf{a}_t) - U_t(\mathbf{a}_t)] \leq \frac{4d}{T}$ is done in the same way. □

Lemma 4. For any super arm $\mathbf{a} \in \mathcal{I}$ and time step $t \in [T]$, we have that $|f_{\theta^*}(\mathbf{a}) - f_{\hat{\theta}_{t-1}}(\mathbf{a})| \leq 2 \max_{i \in \mathbf{a}} |\theta_i^* - \hat{\theta}_{i,t-1}|$.

Proof. Let Y_i and Z_i for $i \in \mathbf{a}$ be Gaussian random variables with $Y_i \sim \mathcal{N}(\theta_i^*, \sigma_i^2)$ and $Z_i \sim \mathcal{N}(\hat{\theta}_{i,t-1}, \sigma_i^2)$.

$$\begin{aligned} & |f_{\theta^*}(\mathbf{a}) - f_{\hat{\theta}_{t-1}}(\mathbf{a})| = \\ & \left| \mathbb{E}\left[\max_{i \in \mathbf{a}} Y_i\right] - \mathbb{E}\left[\max_{i \in \mathbf{a}} Z_i\right] \right| = \end{aligned}$$

(Define $[x]^+ := \max(0, x)$)

$$\left[\mathbb{E} \left[\max_{i \in \mathbf{a}} Y_i \right] - \mathbb{E} \left[\max_{i \in \mathbf{a}} Z_i \right] \right]^+ + \left[\mathbb{E} \left[\max_{i \in \mathbf{a}} Z_i \right] - \mathbb{E} \left[\max_{i \in \mathbf{a}} Y_i \right] \right]^+ =$$

(Let $\delta_{i,t-1} := \theta_i^* - \hat{\theta}_{i,t-1}$, $O_i := Y_i + \delta_{i,t-1}$, $Q_i := Z_i - \delta_{i,t-1}$)

$$\begin{aligned} & \left[\mathbb{E} \left[\max_{i \in \mathbf{a}} (O_i - \delta_{i,t-1}) \right] - \mathbb{E} \left[\max_{i \in \mathbf{a}} Z_i \right] \right]^+ + \left[\mathbb{E} \left[\max_{i \in \mathbf{a}} (Q_i + \delta_{i,t-1}) \right] - \mathbb{E} \left[\max_{i \in \mathbf{a}} Y_i \right] \right]^+ \leq \\ & \left[\mathbb{E} \left[\max_{i \in \mathbf{a}} O_i + \max_{i \in \mathbf{a}} (-\delta_{i,t-1}) \right] - \mathbb{E} \left[\max_{i \in \mathbf{a}} Z_i \right] \right]^+ + \left[\mathbb{E} \left[\max_{i \in \mathbf{a}} Q_i + \max_{i \in \mathbf{a}} \delta_{i,t-1} \right] - \mathbb{E} \left[\max_{i \in \mathbf{a}} Y_i \right] \right]^+ = \\ & \left[\mathbb{E} \left[\max_{i \in \mathbf{a}} O_i \right] + \max_{i \in \mathbf{a}} (-\delta_{i,t-1}) - \mathbb{E} \left[\max_{i \in \mathbf{a}} Z_i \right] \right]^+ + \left[\mathbb{E} \left[\max_{i \in \mathbf{a}} Q_i \right] + \max_{i \in \mathbf{a}} \delta_{i,t-1} - \mathbb{E} \left[\max_{i \in \mathbf{a}} Y_i \right] \right]^+ = \end{aligned}$$

(Since $\mathbb{E} [\max_{i \in \mathbf{a}} O_i] = \mathbb{E} [\max_{i \in \mathbf{a}} Z_i]$ and $\mathbb{E} [\max_{i \in \mathbf{a}} Q_i] = \mathbb{E} [\max_{i \in \mathbf{a}} Y_i]$)

$$\begin{aligned} & \left[\max_{i \in \mathbf{a}} (-\delta_{i,t-1}) \right]^+ + \left[\max_{i \in \mathbf{a}} \delta_{i,t-1} \right]^+ \leq \\ & 2 \max_{i \in \mathbf{a}} |\delta_{i,t-1}| = \\ & 2 \max_{i \in \mathbf{a}} |\theta_i^* - \hat{\theta}_{i,t-1}| \end{aligned}$$

□

Lemma 5. *Pr* $\left\{ \forall t \in [T] \forall i \in \mathcal{A}, |\theta_i^* - \hat{\theta}_{i,t-1}| \leq \sqrt{\frac{8 \log T}{N_{t-1}(i)}} \right\} \geq 1 - \frac{2}{T}$.

Proof. We define $\bar{v}_{i,m}$ as the average feedback of base arm i for the first m times it has been played as part of a super arm, i.e., such that $\hat{\theta}_{i,t} = \bar{v}_{i,N_t(i)}$. Then:

$$\begin{aligned} & \Pr \left\{ \forall t \in [T] \forall i \in \mathcal{A}, |\theta_i^* - \hat{\theta}_{i,t-1}| \leq \sqrt{\frac{8 \log T}{N_{t-1}(i)}} \right\} = \\ & 1 - \Pr \left\{ \exists t \in [T] \exists i \in \mathcal{A}, |\theta_i^* - \hat{\theta}_{i,t-1}| > \sqrt{\frac{8 \log T}{N_{t-1}(i)}} \right\} \geq \end{aligned}$$

(Union bound)

$$\begin{aligned} & 1 - \sum_{i \in \mathcal{A}} \sum_{t \in [T]} \Pr \left\{ |\theta_i^* - \hat{\theta}_{i,t-1}| > \sqrt{\frac{8 \log T}{N_{t-1}(i)}} \right\} = \\ & 1 - \sum_{i \in \mathcal{A}} \sum_{t \in [T]} \sum_{m=1}^{t-1} \Pr \left\{ |\theta_i^* - \bar{v}_{i,m}| > \sqrt{\frac{8 \log T}{m}} \wedge N_{t-1}(i) = m \right\} \geq \\ & 1 - \sum_{i \in \mathcal{A}} \sum_{t \in [T]} \sum_{m=1}^{t-1} \Pr \left\{ |\theta_i^* - \bar{v}_{i,m}| > \sqrt{\frac{8 \log T}{m}} \right\} \geq \end{aligned}$$

(Hoeffding inequality, specifically version in Theorem A.2 of (Slivkins 2019))

$$1 - \sum_{i \in \mathcal{A}} \sum_{t \in [T]} \sum_{m=1}^{t-1} \frac{2}{T^4} \geq$$

(We assume that $T \geq d$)

$$1 - \frac{2}{T}$$

□

Lemma 6. For any $t \in [T]$ and $i \in \mathcal{A}$, we have

$$\mathbb{E} \left[\left| \hat{\theta}_{i,t-1} - \theta_i^* \right| - \sqrt{\frac{8 \log T}{N_{t-1}(i)}} \mid \left| \hat{\theta}_{i,t-1} - \theta_i^* \right| > \sqrt{\frac{8 \log T}{N_{t-1}(i)}} \right] \leq 1$$

Proof. We know that the average feedback $\hat{\theta}_{i,t-1}$ is Gaussian with $\mathbb{E} [\hat{\theta}_{i,t-1}] = \theta_i^*$ and variance ≤ 1 . Let $Z := \hat{\theta}_{i,t-1} - \theta_i^*$. Then, Z is Gaussian with mean 0 and variance ≤ 1 . The following holds:

$$\begin{aligned} & \mathbb{E} \left[\left| Z \right| - \sqrt{\frac{8 \log T}{N_{t-1}(i)}} \mid \left| Z \right| > \sqrt{\frac{8 \log T}{N_{t-1}(i)}} \right] = \\ & \left(\mathbb{E} \left[Z - \sqrt{\frac{8 \log T}{N_{t-1}(i)}} \mid Z > \sqrt{\frac{8 \log T}{N_{t-1}(i)}} \right] + \mathbb{E} \left[(-Z) - \sqrt{\frac{8 \log T}{N_{t-1}(i)}} \mid (-Z) > \sqrt{\frac{8 \log T}{N_{t-1}(i)}} \right] \right) / 2 = \end{aligned}$$

(Z is 0-mean Gaussian, hence $Z \stackrel{d}{=} -Z$)

$$\begin{aligned} & \mathbb{E} \left[Z - \sqrt{\frac{8 \log T}{N_{t-1}(i)}} \mid Z > \sqrt{\frac{8 \log T}{N_{t-1}(i)}} \right] = \\ & \mathbb{E} \left[Z - \sqrt{\frac{8 \log T}{N_{t-1}(i)}} \mid Z - \sqrt{\frac{8 \log T}{N_{t-1}(i)}} > 0 \right] \end{aligned}$$

We notice that $(Z - \sqrt{\frac{8 \log T}{N_{t-1}(i)}})$ is Gaussian with mean $(-\sqrt{\frac{8 \log T}{N_{t-1}(i)}})$, where $(-\sqrt{\frac{8 \log T}{N_{t-1}(i)}}) < 0$. Furthermore (see e.g., Theorem 2 in (Horrace 2015)), the expected value after truncation is increasing in $(-\sqrt{\frac{8 \log T}{N_{t-1}(i)}})$. Hence,

$$\begin{aligned} & \mathbb{E} \left[Z - \sqrt{\frac{8 \log T}{N_{t-1}(i)}} \mid Z - \sqrt{\frac{8 \log T}{N_{t-1}(i)}} > 0 \right] \leq \\ & \mathbb{E} \left[Z \mid Z > 0 \right] \leq \end{aligned}$$

(Z is Gaussian with mean 0 and variance ≤ 1)

$$\phi(0)/(1 - \Phi(0)) \leq 1$$

□

Theorem 7. Given the optimal super arm \mathbf{a}^* for Algorithm 1 and the optimal super arm $\tilde{\mathbf{a}}^*$ for Algorithm 2, we have that $f_{\theta^*}(\tilde{\mathbf{a}}^*) - f_{\theta^*}(\mathbf{a}^*) \leq \sqrt{2 \log d}$.

Proof. For any super arm $\mathbf{a} \in \mathcal{I}$, let Y_i for $i \in \mathbf{a}$ be Gaussian random variables with $Y_i \sim \mathcal{N}(\theta_i^*, \sigma_i^2)$. Let $W_i := Y_i - \theta_i^*$, such that $W_i \sim \mathcal{N}(0, \sigma_i^2)$. Then, the following holds:

$$\begin{aligned} & \mathbb{E} \left[\max_{i \in \mathbf{a}} Y_i \right] = \\ & \mathbb{E} \left[\max_{i \in \mathbf{a}} (W_i + \theta_i^*) \right] \leq \\ & \mathbb{E} \left[\max_{i \in \mathbf{a}} \left(W_i + \max_{j \in \mathbf{a}} \mathbb{E} [Y_j] \right) \right] = \\ & \mathbb{E} \left[\max_{i \in \mathbf{a}} W_i \right] + \max_{i \in \mathbf{a}} \mathbb{E} [Y_i] \leq \end{aligned}$$

(By Lemma 9 in (Orabona and Pal 2015) and $\sigma_i^2 \leq 1$ for all $i \in \mathbf{a}$)

$$\sqrt{2 \log d} + \max_{i \in \mathbf{a}} \mathbb{E}[Y_i]$$

Furthermore, by Jensen’s inequality, we have $\max_{i \in \mathbf{a}} \mathbb{E}[Y_i] \leq \mathbb{E}[\max_{i \in \mathbf{a}} Y_i]$. Moreover, by definition we know that $\mathbf{a}^* = \min_{\mathbf{a} \in \mathcal{I}} \mathbb{E}[\max_{i \in \mathbf{a}} Y_i]$ and $\tilde{\mathbf{a}}^* = \min_{\mathbf{a} \in \mathcal{I}} \max_{i \in \mathbf{a}} \mathbb{E}[Y_i]$. Consequently, we have:

$$\begin{aligned} \max_{i \in \tilde{\mathbf{a}}^*} \mathbb{E}[Y_i] &\leq \\ \max_{i \in \mathbf{a}^*} \mathbb{E}[Y_i] &\leq \\ \mathbb{E}\left[\max_{i \in \mathbf{a}^*} Y_i\right] &\leq \\ \mathbb{E}\left[\max_{i \in \tilde{\mathbf{a}}^*} Y_i\right] &\leq \\ \sqrt{2 \log d} + \max_{i \in \tilde{\mathbf{a}}^*} \mathbb{E}[Y_i] \end{aligned}$$

Hence, we conclude

$$f_{\theta^*}(\tilde{\mathbf{a}}^*) - f_{\theta^*}(\mathbf{a}^*) = \mathbb{E}\left[\max_{i \in \tilde{\mathbf{a}}^*} Y_i\right] - \mathbb{E}\left[\max_{i \in \mathbf{a}^*} Y_i\right] \leq \sqrt{2 \log d}$$

In the main paper, there is an error with the above equation. As is stated above, it should be “ Y_i ” instead of “ X_i ”.

□

B Experimental results

In this section, we provide more details on our road networks experiment. In addition, we compare Algorithm 1 to Algorithm 2 through a toy example.

Road Networks We studied the road networks of four cities in our experiments. Table B.1 shows the average cumulative regrets and their corresponding standard deviations over five runs.

Figure B.1 illustrates instant regret plots and road networks of Salzburg, Eindhoven, and Oslo with $T = 6000$. One can see that the TS and B-UCB instant regrets are high initially, but they drop in magnitude further on in time because of their exploration. Average cumulative regret plots of mentioned cities are presented in Section 4.

Exact objective toy example While it is not feasible to evaluate Algorithm 1 on graphs representing real-life transportation or social networks, it is possible for small synthetic graphs. We construct a graph consisting of 6 nodes and 10 edges, with the source and target nodes connected by four paths of length 2 and four paths of length 3. For each edge e , we use the sample the mean from a standard Gaussian prior, such that $\theta_e^* \sim \mathcal{N}(0, 1)$. The stochastic weights are then generated in each time step t such that $w_{e,t} \sim \mathcal{N}(\theta_e^*, 1)$.

In order to calculate the expected cost of each path, we use existing exact expressions for the expected maximum of two (Clark 1961) and three (Lo 2020; DasGupta n.d.) independent Gaussian random variables. Instead of using an oracle, we simply enumerate the paths to find the one with minimum expected cost.

In Figure B.2, we compare Algorithm 1 (TS with exact objective) and Algorithm 2 (TS with approximate objective) using the exact notion of (cumulative) regret as defined in Eq. 4. Furthermore, we include a greedy baseline which also uses the exact objective. We use a horizon of $T = 10000$ and average the results over 20 experiments, wherein each algorithm is applied to a problem instance sampled from the prior.

Table B.1: Average cumulative regret and corresponding standard deviation over five runs, at the horizon, denoted by T .

Road Network	T	Agent					
		Greedy		B-UCB		TS	
		avg.	SD	avg.	SD	avg.	SD
Eindhoven	6000	792.7	455.5	460.5	277.3	269.9	115.6
Oslo	6000	636.7	209.7	408.2	159.2	272.5	138.9
Manhattan	8000	1479.6	475.1	757.1	157.7	545.1	112.1
Salzburg	6000	1009.3	196.3	283.3	88.1	141.1	26.1

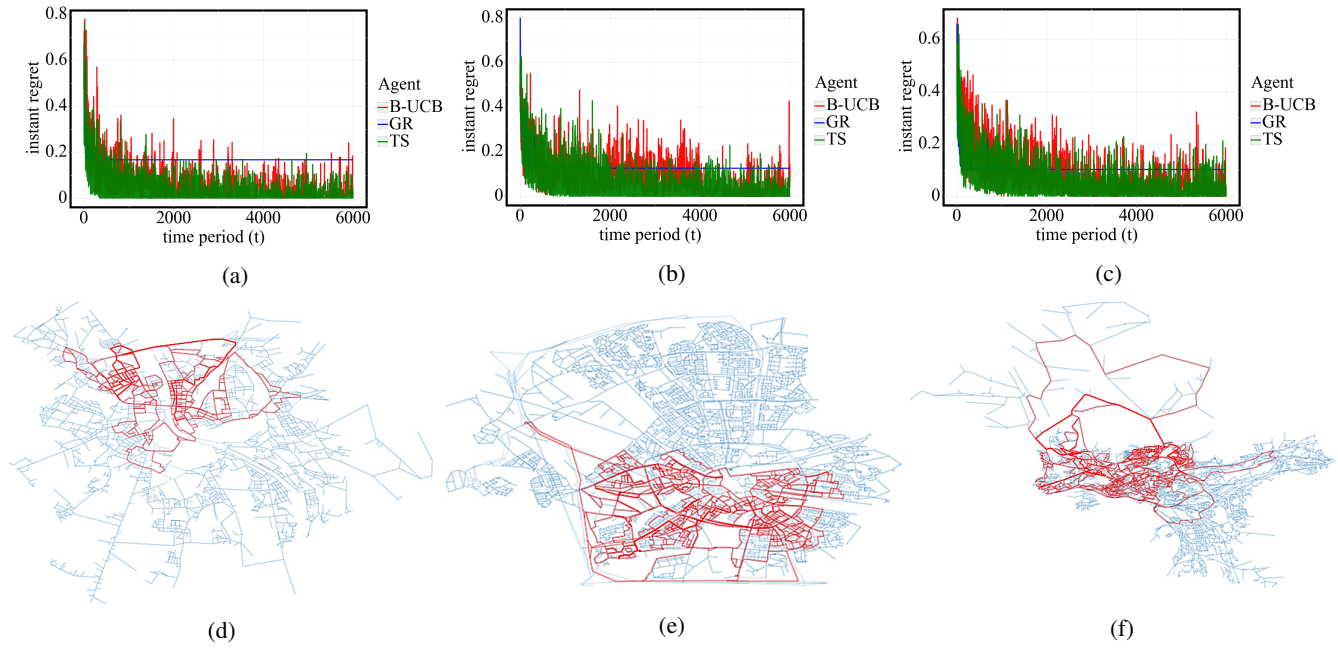


Figure B.1: Instant regret averaged over 5 runs for Bayes UCB (B-UCB), greedy (GR), and Thompson Sampling (TS), with horizon $T = 6000$, for the Salzburg (a), Eindhoven (b) and Oslo (c) road networks. Below these, visualizations of the paths explored by the TS agent are shown in red, for each road network, respectively. Opacity illustrates the amount of exploration of each of the road segments.

We can see that the regret of exact TS quickly saturates, while approximate TS and the greedy method tend to end up in sub-optimal solutions. For approximate TS, this is to be expected since optimal arms for the exact and approximate problems may be different. It is worth noting, however, that approximate TS performs better than the exact greedy method on average.

References

- Clark, C. E. 1961. The greatest of a finite set of random variables. *Operations Research*, 9(2): 145–162.
- DasGupta, A. n.d. A Formula for the Expected Value of the Maximum of Three Independent Normals and a Sparse High Dimensional Case. <https://www.stat.purdue.edu/~dasgupta/orderstat.pdf>. Accessed: 2021-09-07.
- Horrace, W. C. 2015. Moments of the truncated normal distribution. *Journal of Productivity Analysis*, 43(2): 133–138.
- Lo, C. 2020. *Improving Hardware Design Reuse Through Design-space Exploration*. Ph.D. thesis, University of Toronto (Canada).
- Orabona, F.; and Pal, D. 2015. Optimal Non-Asymptotic Lower Bound on the Minimax Regret of Learning with Expert Advice. arXiv:1511.02176.
- Russo, D.; and Van Roy, B. 2014. Learning to optimize via posterior sampling. *Mathematics of Operations Research*, 39(4): 1221–1243.
- Slivkins, A. 2019. Introduction to Multi-Armed Bandits. *Foundations and Trends® in Machine Learning*, 12(1-2): 1–286.

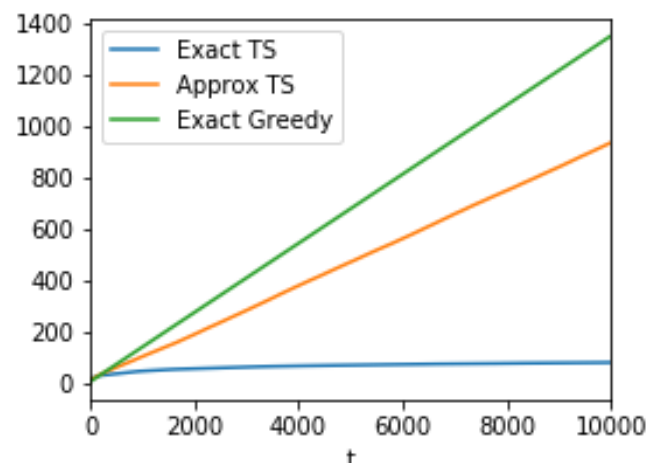


Figure B.2: Experimental results with average cumulative regret on the toy example, with $T = 10000$, on exact TS, approximate TS and exact greedy.