

Strategic ranking

Lydia T. Liu* Nikhil Garg† Christian Borgs*

*Department of Electrical Engineering and Computer Sciences
University of California, Berkeley

†School of Operations Research and Information Engineering
Cornell Tech and the Technion

Abstract

Strategic classification studies the design of a classifier robust to the manipulation of input by strategic individuals. However, the existing literature does not consider the effect of *competition* among individuals as induced by the algorithm design. Motivated by constrained allocation settings such as college admissions, we introduce *strategic ranking*, in which the (designed) individual reward depends on an applicant’s post-effort rank in a measurement of interest. Our results illustrate how competition among applicants affects the resulting equilibria and model insights. We analyze how various ranking reward designs trade off applicant, school, and societal utility and in particular how ranking design can counter inequities arising from disparate access to resources to improve one’s measured score: We find that randomization in the ranking reward design can mitigate two measures of disparate impact, welfare gap and access, whereas non-randomization may induce a high level of competition that systematically excludes a disadvantaged group.

1 Introduction

Many allocative decisions—from education to employment—are based not on absolute quality, but rather relative quality across individuals: Harvard accepts about 2000 applicants per year, major CS conferences accept about 20% of submissions, and each job opening is filled by one candidate. Even if every applicant improves substantially, the number accepted would not commensurately increase, a reality often rationalized by capacity constraints. The comparative aspect of *ranking* differs sharply from *classification*, in which each entry is evaluated in isolation. While this difference is often overlooked in the machine learning community, we illustrate that it is consequential and, importantly, motivates *access* as a measure of disparate impact from algorithmic decisions.

The specific context of our work is the literature on *strategic classification*, which aims to address gaming (Goodhart’s law) by applicants controlling the classifier’s inputs [20]. For example, if a predictive classifier for admissions learns that a high schooler’s number of extracurricular activities correlates with college achievement and thus bases admissions decisions on it, students may sign up for many more activities to list on their applications, without devoting any time to them. A strategic classifier aims to undo this effect, by shifting weight towards features that are costly to game, such that the designer’s utility is maximized even taking into account strategic behavior—as in a Stackelberg equilibrium.

Importantly, many motivating applications commonly cited in the strategic classification literature, such as manipulating test scores to gain college admission, are actually ranking problems (or classification with capacity constraints on how many can be classified with each label). This aspect induces competition between applicants, affecting their effort and in turn their comparative performance and ultimate relative position in the ranking. To study the interaction of these effects, this work introduces the problem of *strategic ranking*. We study the general welfare effects of reward design for ranking, and examine the role of randomization in trading off designer’s utility and population welfare, as well as reducing disparate impact. This work is complementary to existing work on strategic classification and its welfare implications [7, 23, 35]. By shifting our modeling choice from isolation to *competition* between applicants, and our goal from classifier design to *ranking reward design*, we endeavor to fill a gap in the current literature on algorithmic fairness and strategic behavior that has thus far focused on classification, neglecting both these aspects.

In our strategic ranking framework, a designer ranks applicants by a single, observed measure, called a score. The score is a function of the applicant’s (possibly multi-dimensional) chosen effort level(s), latent skill(s), and environment. The designer controls the reward $\lambda(\theta)$ assigned to each rank θ , under an overall reward constraint; e.g., in our primary interpretation, the reward is a probability at which an applicant of each rank is admitted. In response, the applicants choose their (costly) effort level for the observed measure, such that in equilibrium—that is, given the effort levels of the entire applicant population—their effort level and resulting rank maximizes their welfare (reward minus effort cost). Depending on the setting, the designer’s objective may be a function of applicant effort and who is admitted. Using this model, our contributions are as follows.

First, we analyze the equilibrium behavior and resulting optimal designs, illuminating important differences between the classification and ranking settings. We show that, in a general setting and with any reasonable reward function λ , the competition effect results in *rank preservation*: in equilibrium, the ranks (and thus rewards) of applicants after applicant effort is the same as before. This finding differs from strategic classification – where one must adapt to the effort it induces to maintain accuracy [20] – and simplifies subsequent equilibrium analysis.

Second, we study how the design of reward function λ differentially affects the welfare of various stakeholders: applicants, a school preferring to admit those with the highest score, and a social planner maximizing the score over the population. We find, for example, there is an interesting trade-off even in one skill dimension: while deterministically admitting the highest ranked students may maximize the school’s utility, it leads to applicants exerting costly effort. Adding randomness reduces pressure for applicants at the expense of the school’s utility.

Third, we analyze equilibria in the presence of structural inequities between different groups, finding that competition amplifies such inequities without careful reward design: designing reward λ to increasing school utility increases the welfare gap between groups, and decreases *access* (group specific admission probabilities) for the disadvantaged group.

We note that our research questions are strongly influenced by analogous questions in the strategic classification literature. However, unlike strategic classification, which focuses on unproductive gaming, our model considers applicants who compete in a meaningful measure of skill. Our framework allows for direct comparisons of participant welfare at a societal level, beyond “narrowly bracketed” notions of algorithmic fairness, as, e.g., recently advocated by Kasy and Abebe [27]. In addition, our definitions of school utility and group access—while natural for constrained allocation settings—cannot be studied in unconstrained classification settings, where policies may admit

different numbers of applicants.

The paper is organized as follows. Section 2 contains our model and an analysis of the induced equilibrium. In Section 3 we analyze how who chooses λ affects the welfare of applicants, the school, and society. Section 4 focuses on disparate impacts of strategic ranking with heterogeneous access to resources. In Section 5 we extend our model to a multi-dimensional setting. We conclude in Section 6 by briefly outlining an agenda in strategic ranking. All proofs are in the Appendix.

Related work

Our work sits at the intersection of work in two communities, *strategic classification* and *fair machine learning* in computer science, and *contests* and *effort* in economics. In developing a framework for strategic ranking, we primarily contrast with the main findings of the *strategic classification* literature, demonstrating how a simple change from the classification to the ranking setting changes many insights. Our analyses are also motivated by recent work considering equity in allocation and ranking problems. In pursuit of these questions, our theoretical framework borrows from the economics literature on *contests*, in which agents expend effort to obtain a reward that is a function of their relative performance across agents.

Strategic classification As in strategic classification [20, 34], we consider the challenge an institution faces when deploying a classifier that applicants can game; a naive classifier that does not factor in the resulting distribution shifts would be inaccurate. We follow the line of work considering the design of reward functions that further incentivize agent effort on productive tasks [28].

We in particular draw inspiration from and compare to several recent directions in the strategic classification literature: with multiple agents, when a classifier may be random, and with fairness concerns. Haghtalab et al. [18] and Alon et al. [2] both study multi-agent strategic classification where the principal’s goal is to incentivize agents to improve their features in a productive manner (as opposed to, e.g., cheating); in our setting, the different agents may have different initial features and cost functions, but also impose competitive pressures on each other. Hu et al. [23] and Milli et al. [35] consider the (potentially heterogeneous) cost of strategic classification on applicants, as in equilibrium (due to the classifier’s adjustment) they must exert extra effort to be admitted. In our model with disparate costs, a student from the disadvantaged group similarly must exert a greater effort to be admitted than a student from the advantaged group, and this effort differential worsens with increased competition. Finally, Braverman and Garg [7] study the role of randomized classifiers and noisy features in strategic classification, showing that a randomized classifier can prevent undesirable strategic behavior by an applicant; they further show that *after* applicants have responded to a randomized classifier, randomization is not a best response for the institution. It is also shown that noisy features can reduce disparate impact when there are two subpopulations with different costs of manipulation. In our setting, randomization (after applicants have been ranked) plays three roles: to prevent strategic behavior at the cost of other, less measurable beneficial features, to lessen competitive pressure, and to increase fairness in the presence of disparate costs.

Like other strategic classification work, our work is further related to the prior economics literature on contract design. In particular, one of our multidimensional extensions is directly motivated by the classic contract design work of Holmstrom and Milgrom [21], who show that when some work tasks are less measurable than others, it may be optimal to lessen incentives on the measurable tasks (e.g., by adopting a fixed wage) so as to not crowd out effort in the less measurable ones. In our multidimensional setting, the college faces similar tradeoffs, with the

additional challenge that it now must rank multiple applicants.

Economics: Contests and modeling effort Our theoretical analysis is similar to that in the literature on *contests* in economics [4]; e.g., our rank preservation result in Section 2.2 reflects assortative allocation results in the literature under similar conditions. The field is too extensive to summarize here, so we refer the reader to surveys [11, 15] and discuss the works closest to ours.

Bodoh-Creed and Hickman [6] develop a model with heterogeneous students endogenously choosing effort in an admissions game; they use the model to compare various affirmative action schemes. Fang et al. [14] find that increased competition (in form of either more contestants or more convex reward structure) decreases overall student effort. Most related is the line of work by Olszewski and Siegel [39, 40, 41]. Olszewski and Siegel [41] find that policies that “pool” individuals into tiers (as opposed to continuous ranks) can be Pareto improving for students, as even those with decreased individual rewards would benefit from decreased competitive pressure.

Our work departs from the contests literature through its focus on the questions most common in the strategic classification literature: while the contests literature primarily considers the efforts and resulting welfare of participants, we study how the design of the reward function λ differentially affects the corresponding designer’s utility, applicant welfare, and fairness metrics. In particular, when λ is interpreted as a probability of admission, our designer faces tradeoffs with incentivizing overall effort and admitting the most skilled students (Section 3); with disparate access, the designer must further navigate trade-offs between fairness and inducing effort (Section 4); with multiple score dimensions, the designer must ensure that applicants do not excessively game one dimension at the cost of the other (Section 5). Simultaneous to us, Elkind et al. [12] consider the effect of contest design on participant and designer welfare.

Beyond the contests literature, our work connects to the economics literature on student effort and subsequent reward. We incorporate two well-studied rewards from effort: a signal of one’s quality in a competition [44] (in our model, the incentive of students), and productive development of human capital [5] (in our model, the goal of the school). Following Roemer [42], Calsamiglia [9] considers a model in which measurable performance in a competitive activity is a product of effort, a relevant characteristic (such as academic talent), and an irrelevant characteristic (such as proximity to a library); the work studies mechanisms to achieve global equality of opportunity—in which students’ post-allocation welfare does not depend on irrelevant characteristics—when allocations are determined locally for each competitive activity, e.g., the NBA and college admissions.

FATE in machine learning and MD4SG Finally, we broadly connect to the Fairness, Accessibility/Accountability, Transparency, and Ethics (FATE) in machine learning [10] and the Mechanism Design for Social Good (MD4SG) literatures [1]. Most relevant are works on fair ranking, constrained allocation, and admissions. The fair allocation literature also considers the allocation of (often indivisible) resources in a budgeted setting, with various fairness notions defined at the group or individual level [3, 8, 17, 38]—such as when one group due to external discrimination faces a disadvantage in features. Similarly, fair ranking works consider the distribution of ranking slots to agents who belong to various groups [33, 46, 47] or to items that each have a certain social utility [45]. In both settings, the mechanism designer must balance allocation based on “relevance” with an appropriate fairness notion. Finally, the burgeoning mechanism design literature on fair admissions (and more generally, classification) considers the design of mechanisms that can counter historic and ongoing inequities [13, 16, 22, 24–26, 30–32, 36, 43]. In this work (and especially in Section 4), we consider such effects as they interact with agents’ strategic responses to the mechanism.

2 Model and equilibrium characterization

We begin our analysis by setting up our baseline strategic ranking model in Section 2.1; *applicants* compete on a single-dimensional, observed score, and a single *school* designs a reward function on the ranking of applicants. In Section 2.2, we characterize the resulting equilibrium, which will be used to prove our welfare results.

2.1 Model

Informally, our model has *applicants* and a single *school*. Each applicant has an (unobserved) skill level, and so a pre-effort *rank*. Applicants each choose an effort level, resulting in a post-effort score and thus post-effort rank. The school determines rewards for each post-effort rank level, thus affecting applicant incentives to choose their effort. Formally, our model is as follows.

Applicants There is a unit mass of *applicants*, indexed by an observed index $\omega \in [0, 1]$ distributed uniformly.¹ Each applicant has a latent (unobserved) skill level represented by some measurable function of ω . We assume that the distribution of the skills has no atoms² and that the CDF of this distribution is strictly increasing.³ Using the CDF to map the skill of an applicant to a rank in $[0, 1]$, each applicant gets an (unobserved) rank $\theta_{\text{pre}} = \theta_{\text{pre}}(\omega)$ which by our assumption on the CDF is again uniformly distributed in $[0, 1]$ (the higher the rank the better). With this setup, the skill of an applicant with rank θ_{pre} can be written as $f(\theta_{\text{pre}})$ where f is a strictly increasing, continuous function. It will be notationally convenient to label applicants by their rank θ_{pre} , even though the reader should keep in mind that in contrast to ω , $\theta_{\text{pre}}(\omega)$ is assumed to be unobservable.

Each applicant chooses an *effort* level $e \geq 0$, the result of which is an observed, post-effort *score*, $v = v(e, \theta_{\text{pre}}) = g(e) \cdot f(\theta_{\text{pre}})$. We assume that the effort transfer function $g : [0, \infty) \mapsto [0, \infty)$ is a continuous, concave, strictly increasing function, representing that marginal effort improves one's score but has diminishing returns. The strategies of the applicants can then be described by a function $\theta_{\text{pre}} \mapsto e(\theta_{\text{pre}})$. Each applicant is then ranked according to their score v , resulting in a *post-effort rank* θ_{post} . Note that the ranking θ_{post} is slightly less trivial than a ranking of the skills, since the scores might have ties, which have to be resolved.

Tie Breaking. Given a choice of strategies $\theta_{\text{pre}} \mapsto e(\theta_{\text{pre}})$, let F be the CDF of the scores $v(e(\theta_{\text{pre}}), \theta_{\text{pre}})$. Since atoms for the distribution of v would lead to ties for ranks defined as $F(v)$, we will use the labels of the applicants to break ties with the help of a (publicly announced) tie-breaking function $\Gamma(\omega)$, defined, e.g., via a collision free hash of the applicant names. Here we require that Γ is a measurable function from $[0, 1]$ to $[0, 1]$ that maps different applicant labels to different values. We then use Γ to resolve the atoms of F , leading to a ranking function $v \mapsto \gamma(\omega, v)$ which is equal to $F(v)$ except when v is an atom of the score distribution, in which case it takes values in the “gap interval” $[F_-(v), F(v)]$, where $F_-(v)$ is the left limit of F at v . We construct γ in such a way that

¹The index ω should be interpreted as each applicant's “name,” uncorrelated with skill, used solely for tie-breaking.

²That is, with probability one, there are no two applicants with the same skill level.

³That is, the support of the skill distribution has no gap, so that given two applicants with different skills, the probability of finding an applicant with skill in between these two is always non-zero.

it gives the uniform distribution⁴ for $\theta_{\text{post}}(\omega)$ if we set $\theta_{\text{post}}(\omega) = \gamma(\omega, v(e(\theta_{\text{pre}}(\omega)), \theta_{\text{pre}}(\omega)))$.⁵

Ranking designer (school) A single *school* is admitting applicants, based on their ranking. In particular, the school can choose a ranking reward function $\lambda : [0, 1] \mapsto [0, 1]$, such that an applicant with post-effort rank θ_{post} is admitted with probability $\lambda(\theta_{\text{post}})$. We assume that λ is non-decreasing and that the school has a constraint on the overall probability, such that in expectation it admits a number of applicants equal to a capacity constraint $\rho \in (0, 1)$, i.e., $\mathbb{E}[\lambda(\theta_{\text{post}})] = \rho$.⁶

For simplicity, in this work we further assume that λ is a step-function with K distinct levels $\ell_0 < \dots < \ell_{K-1}$, and $K - 1$ cut-points parameterized by $c_1 < \dots < c_{K-1}$ (with $c_0 = 0$, $c_K = 1$). In other words, we have $\lambda(\theta) = \ell_k$, for all $\theta \in \psi_k \triangleq [c_k, c_{k+1})$. Thus, applicants in the same post-rank interval $\theta \in \psi_k$ receive the same reward.

Individual applicant welfare and equilibrium Given the designer's function λ and the effort levels of other applicants, each applicant chooses effort e to maximize their individual welfare,

$$W(e, \lambda(\theta_{\text{post}})) = \lambda(\theta_{\text{post}}) - p(e),$$

where the effort cost function p is non-negative, continuous, and strictly convex on $[0, \infty)$, with $e_0 := \operatorname{argmin}_e p(e)$ and $p(e_0) = 0$. Note that applicants are assumed not to personally benefit from increasing their score v , except through the corresponding increase in their rank and thus reward.

After a school chooses its ranking reward function λ , each applicant chooses their effort level. However, unlike in strategic classification, in the ranking setting applicants must further take into account the effort levels (and resulting post-effort values) of other applicants. An *equilibrium* of effort levels is then an assignment $\theta_{\text{pre}} \mapsto e(\theta_{\text{pre}})$ of effort levels and resulting post-effort rank rewards in which given the efforts of other applicants, no applicant can increase their welfare by changing their effort. This is formalized in the following definition.

Definition 1 (Equilibrium). *Given a tie-breaking function $\Gamma(\omega)$ and a ranking probability function λ , an equilibrium is a set of effort levels and post-effort ranking rewards for each applicant, $\{e(\theta_{\text{pre}}), \lambda(\theta_{\text{post}}(\theta_{\text{pre}}))\}$ such that, for all ω ,*

$$\begin{aligned} e(\theta_{\text{pre}}(\omega)) &\in \operatorname{argmax}_e W(e, \lambda(\gamma(\omega, v(e, \theta_{\text{pre}}(\omega))))) \\ \theta_{\text{post}}(\theta_{\text{pre}}(\omega)) &= \gamma(\omega, v(e(\theta_{\text{pre}}(\omega)), \theta_{\text{pre}}(\omega))), \end{aligned}$$

where $\gamma(\omega, v)$ is the ranking induced by the CDF of the scores resulting from effort levels $\{e(\theta_{\text{pre}})\}$ and the tie-breaking function Γ .⁷

⁴Formally, if v_0 is an atom of the score distribution and Ω_{v_0} is the set of tied applicants with score v_0 , then the discontinuity of F at v_0 has height equal to the measure of Ω_{v_0} , and so γ for those applicants can be filled by using the CDF of $\Gamma(\omega)$ restricted to Ω_{v_0} ; this gives a distribution for $\gamma(\omega, v_0)$ that is uniform over the gap interval $[F_-(v_0), F(v_0)]$ when restricted to Ω_{v_0} , and hence leads to the claimed uniform distribution of $\theta_{\text{post}}(\omega)$. Finally, we define $\gamma(\omega, v)$ for applicants $\omega \notin \Omega_{v_0}$ by “slotting them in” in such a way that for a pair ω, ω' with exactly one member in Ω_{v_0} and $\Gamma(\omega) < \Gamma(\omega')$ we have that $\gamma(v_0, \omega) \leq \gamma(v_0, \omega')$. Since the image of Ω_{v_0} is by construction dense in the gap interval, this uniquely determines $\gamma(v_0, \omega)$ for all applicants ω .

⁵Note that for a given applicant ω , the map $v \mapsto \gamma(\omega, v)$ is not necessarily 1-1; indeed, if F is constant on an interval I , all $v \in I$ lead to the same rank. But this only effects regions where the distribution of v has no mass, and thus will not cause any issues.

⁶We use $\mathbb{E}[\cdot]$ to denote an integral over θ_{pre} with respect to the Lebesgue measure; informally, this can be thought of as averaging over the applicant population.

⁷Formally, γ depends on the set of efforts. Given a fixed set and γ , for each applicant ω the first condition considers the counter-factual ranking of ω with different post-effort values but using the same ranking function. As defined, γ yields a uniform distribution of ranks with such measure 0 changes. In Appendix Lemma A.2, we further prove that two effort sets equal up to sets of measure 0 induce the same ranking function γ , and so the condition is consistent.

In equilibrium, the strategy of the applicants is thus characterized by a collection of efforts $e(\theta_{pre})$ and post-effort ranking rewards $\lambda(\theta_{post}(\theta_{pre}))$ of the applicants as a function of θ_{pre} , with a corresponding joint distribution for e and θ_{post} induced by the equilibrium and the underlying uniform distribution over θ_{pre} .⁸ Intuitively, we need to define index ω and the tie-breaking ordering Γ because while there may be ties in post-effort values, post-effort *ranks* must be unique. However, for notational ease, in the rest of this work we drop the index ω and instead refer to applicants by their pre-effort rank θ_{pre} . Our results hold for any ordering Γ , and so we further omit it.

Aggregate welfare and utility We define three aggregate welfare functions of the equilibrium efforts and scores to capture the interests of different stakeholders. The **applicant welfare** is defined as the population average of the individual applicant welfare at equilibrium:

$$\begin{aligned} \mathcal{W} &:= \mathbb{E}[W(e, \lambda(\theta_{post}))] \\ &= \rho - \mathbb{E}[p(e)]. \end{aligned} \quad \text{Reward function } \lambda \text{ constraint } \rho$$

On the other hand, society derives value from the scores of applicants post-effort, leading to the following **societal utility**:

$$\mathcal{U}^{\text{soc}} := \mathbb{E}[v].$$

In other words, society prefers the entire applicant population to achieve higher scores, not only those who are admitted to the school, since higher test scores are correlated with labor productivity and economic growth [19].

Finally, the design λ is controlled by a school, who may only draw value from those who enroll. The school’s **private utility** is the expected score of admitted applicants, Ewhich in our continuum formulation is nothing but the expectation of v weighted by $\lambda(v)$.⁹

$$\mathcal{U}^{\text{pri}} := \mathbb{E}[v \cdot \lambda(\theta_{post})]$$

Discussion Our three welfare functions represent the utilities of three stakeholders in any ranking setting: the applicants, ranking institution, and broader society. As we show in Section 3, optimal design differs substantially for the three – the school maximizing its own utility comes at a cost to the others. Furthermore, we note that this comparison is possible *because* our setting is one of constrained allocation, in which the expected number of admitted applicants (integral over λ) is fixed. For example, defining school welfare as the expected score of admitted applicants (and applicant welfare as containing admissions probability) is unnatural without such a constraint, as various mechanisms may admit (classify as ‘1’) different numbers of applicants; for this reason, strategic classification papers often consider accuracy as the school’s objective. We believe that this shift is an important aspect of considering the welfare implications of mechanisms beyond “fairness” characterized by statistical notions, as, e.g., recently advocated by Kasy and Abebe [27].

⁸Note that we do not require that, given applicant effort levels, the design λ is optimal for the school’s utility; i.e., as in Braverman and Garg [7] for classification, the randomized ranking reward (characterized by probability λ) is not optimal for the school *after* applicants have chosen their effort levels in response to the classifier. Such a characterization of equilibria thus requires credible commitment on the part of the school.

⁹In our primary admissions interpretation, $\lambda(\theta_{post})$ is a probability. However all our results also hold when $\lambda(\theta_{post})$ represents a deterministic reward. In a setting where there are a finite number of applicants (as opposed to our continuum model) and the admission outcome of each applicant with rank θ_{pre} is $Z \sim \text{Bernoulli}(\lambda(\theta_{post}))$, \mathcal{U}^{pri} can also be interpreted as a conditional expectation (average score of admitted applicants), that is $\mathbb{E}[\mathbb{E}[v \mid Z = 1]]$.

Our base model is purposely minimalist, to emphasize the competitive aspect of ranking and constrained allocation. We consider extensions to disparate access to resources between socioeconomic groups (Section 4) and multi-dimensional, potentially unobserved scores (Section 5) after studying welfare under our base model.

2.2 Equilibria characterization

We are now ready to characterize the equilibria induced by a given admissions function λ . The definition of equilibria suggests that studying their properties may be difficult: our utility functions depend on both the efforts of applicants and their induced relative rankings, the relationship of which may be complex in general. However, the following result, reminiscent of much of the contests literature under similar assumptions (see Remark 2.1), establishes that ranking rewards are preserved under effort.

Proposition 2.1 (Rank preservation). *In every equilibrium, $\lambda(\theta_{\text{post}}(\theta_{\text{pre}})) = \lambda(\theta_{\text{pre}})$, up to sets of measure 0.*

The result follows from the shared cost function p being convex and increasing on $[e_0, \infty)$: if an applicant pre-effort rank θ finds it optimal to achieve post-effort value v , then each applicant with pre-effort rank $\bar{\theta} > \theta$ finds it optimal to reach a post-effort value $\bar{v} \geq v$. We note that this result (and all our subsequent results) hold for any tie-breaking function Γ , as any set of post-effort values in which tie-breaking occurs across two or more reward bands ψ cannot constitute an equilibrium.

As shown in the next section, the result further simplifies substantially the evaluation of various utility functions, as the post-effort rankings of applicants are fixed and known.

While the ranking reward function λ does not affect the induced rankings of applicants, it does determine the *effort* exerted by each, as formalized next.

Theorem 2.2 (Second price effort). *There exists a equilibrium such that $\lambda(\theta_{\text{post}}(\theta_{\text{pre}})) = \lambda(\theta_{\text{pre}})$ and applicants with $\theta_{\text{pre}} \in \psi_k \triangleq [c_k, c_{k+1})$ exert effort $e_k(\theta_{\text{pre}})$, where*

$$e_k(\theta_{\text{pre}}) = \begin{cases} e_0 & \text{for } k = 0 \\ \max \left(g^{-1} \left(\frac{g(\tilde{e}_{k-1}) \cdot f(c_k)}{f(\theta_{\text{pre}})} \right), e_0 \right) & \text{otherwise,} \end{cases}$$

with $\tilde{e}_{k-1} \geq e_{k-1}(c_k)$ inductively defined by

$$p(\tilde{e}_{k-1}) = p(e_{k-1}(c_k)) + \ell_k - \ell_{k-1}$$

The equilibrium is unique up to sets of measure 0.

As the theorem name suggests, the effort exerted by each applicant in equilibrium is akin to the price paid in a second price auction (cf. Myerson [37]): each applicant exerts just enough effort that applicants in the level below (those with ranks at or below the given applicant's level's lower cut-point c_k) cannot increase their welfare by instead exerting additional effort, $\tilde{e}_{k-1} > e_0$. It is instructive to calculate the post-effort scores resulting from these efforts; for $\theta_{\text{pre}} \in \psi_k$, they are

$$v_k(\theta_{\text{pre}}) = \begin{cases} g(e_0)f(\theta_{\text{pre}}) & \text{for } k = 0 \\ \max \left\{ g(\tilde{e}_{k-1})f(c_k), g(e_0)f(\theta_{\text{pre}}) \right\} & \text{otherwise,} \end{cases}$$

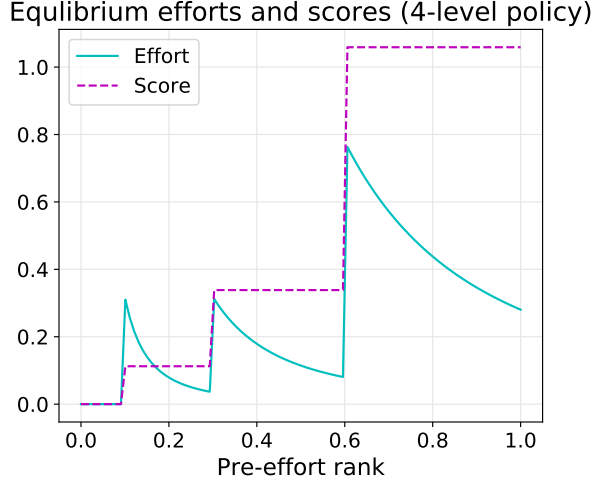


Figure 1: Equilibrium efforts and scores for a sample 4-level ranking reward function.

Thus at the beginning of each band, applicants exert strictly more effort than those at the top of the previous band, decreasing their effort within the band since their increased skill requires less effort to get the same score. If at some point effort e_0 (with cost $p(e_0) = 0$) is enough to maintain the score needed to get reward ℓ_k , their effort stays constant and their score grows, up to the beginning of the next band, when at least initially, the scores again stay constant and the efforts decrease.

Figure 1 illustrates the equilibrium efforts and post-effort scores under a sample 4-level reward function, and choices of f, g and p such that it is never enough to just exert effort e_0 except in the first band.¹⁰

Thus, while the reward function λ does not change the ranking of applicants (by Lemma 2.1), it does affect the effort exerted and thus their post-effort scores. The function λ is thus a design parameter for the school whose objective depends on applicant scores, as we explore in the next section. The following corollary gives one example of how equilibria change with the function λ .

Corollary 2.3 (Effort comparative statics). *Assume that g and p are differentiable. If ℓ_k increases and ℓ_j decreases for some $j > k$ (holding all other parameters fixed), then $e_i(\theta)$ for all $i < k$ are unaffected, e_k is weakly increasing, and the efforts e_{k+1}, \dots, e_j are weakly decreasing.*

Perhaps surprisingly, increasing a reward ℓ_k does not affect the equilibrium effort of the applicants in the band $k - 1$ immediately below: in equilibrium, they do not receive the higher reward since those in band k correspondingly increase their effort. The proof of the corollary actually implies that e_k, e_{k+1} and e_j are strictly monotonic in the part of ψ_k, ψ_{k+1} and ψ_j where the efforts are strictly above e_0 – which depending on the parameters of the model can just be part of these intervals, or all of these intervals, as observed in the paragraph following Theorem 2.2.

In the next section, we will see how such changes in the reward function λ affect the welfare of various stakeholders.

¹⁰These were: $f(x) = 2x$ (corresponding to a uniform distribution of skill levels), $g(x) = \sqrt{x}$ (decreasing marginal returns to effort) and $p = x^2$ (increasing marginal cost of effort).

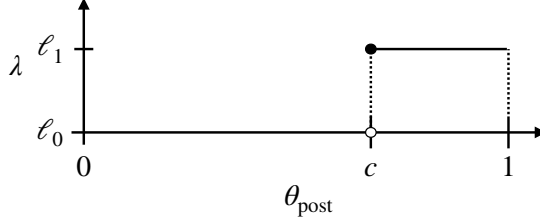


Figure 2: A two-level λ function

Remark 2.1 (Comparison to related work in contests literature). *Proposition 2.1 has analogues in the contests literature, in particular Bodoh-Creed and Hickman [6] and Olszewski and Siegel [39]. Here we remark on the technical differences between these results. Bodoh-Creed and Hickman [6] assumes that the density of prizes has full support—this assumption, translated to our setting, requires the ranking reward function λ to be continuous. In contrast, Proposition 2.1 is proven for λ that is a discontinuous step-function. Theorem 2(a) of Olszewski and Siegel [39], while not requiring λ to be continuous, holds for all but a small fraction of the applicants. In other words, Proposition 2.1, though recalls the assortative allocation principle known to the contests literature, is not a mere restatement of previous results. It is worthwhile to note that we prove Proposition 2.1 using elementary arguments that may be of independent interest. Olszewski and Siegel [39, 41] also remark that the unique mechanism that implements assortative allocation is given by Myerson [37], assuming quasi-linear utility. However, due to the non-quasi-linearity of our utility function U in the score $v(e, \theta_{pre})$, the equilibrium strategy in our setting (Theorem 2.2) turns out to be a variant of Myerson’s payment rule, and is derived from an independent analysis.*

3 Welfare analysis

We begin our analysis by studying how the design of ranking reward function λ changes the utilities of the applicants, the school, and the society. As shown in the previous section, the reward λ influences the applicant equilibrium effort levels and thus the distribution of their scores. Moreover, by definition, λ indicates the admissions probability given a rank, and so changes in λ further affect the rank composition of those admitted. These multiple effects induce tradeoffs between the various welfare notions, as formalized in this section. The design of λ should navigate these tradeoffs.

Recall that in our model, the school is constrained to a K -level λ admission policy such that the average probability of admission is $\rho > 0$, that is, $\mathbb{E}[\lambda(\theta_{post})] = \rho$.

A special case of interest is the following *two-level* ($K = 2$) function.

Definition 2 (Two-level policy). *In our baseline two-level function parameterized by cut-off $c \in (0, 1 - \rho]$, each applicant with post-effort rank $\theta_{post} \geq c$ is admitted with probability $\ell_1 = \frac{\rho}{1-c} \in (0, 1]$. All others are rejected, that is $\ell_0 = 0$.*

Note that the classic non-randomized admissions policy is equivalent to case where $c = 1 - \rho$: the highest scoring applicants up to the capacity constraint are accepted with probability 1 and all others are rejected. We call this case **non-randomized admissions**. On the other extreme is the one-level policy, **pure randomization**, where each applicant is admitted with probability ρ , that is, $\ell_0 = \rho$. Decreasing the cut-off c can be viewed as increasing the level of randomization in the admissions policy.

In this and future sections, we will reason about how various welfare and fairness metrics vary with λ , and specifically, in the two-level policy class, with c . Henceforth, we shall assume that f, g and p are differentiable and that the baseline effort e_0 is 0 for illustrative purposes.

Applicant welfare

We start with an analysis of applicant welfare. The following result shows that overall welfare is minimized by purely randomized admissions, and moreover, when restricted to the class of two-level policies, increasing randomization increases applicant welfare.

Proposition 3.1 (Applicant welfare). *Among all λ with K levels, for $K \geq 1$, applicant welfare \mathcal{W} is maximized by the one-level policy with pure randomization. Further, in the class of two-level policies, \mathcal{W} is monotonically non-increasing in c .*

This result is perhaps unsurprising given our formulation of applicant welfare – in which effort is costly but applicants do not directly benefit from their score v , only their resulting admissions probabilities $\lambda(\theta_{\text{post}})$. Thus, \mathcal{W} is maximized by a completely random admissions policy where the cost of exerting effort is $p(e_0) = 0$ for every applicant.

School’s private utility

On the other extreme is the school’s private utility \mathcal{U}^{pri} : in which only the expected scores of admitted applicants matters. For applicant welfare, we showed that pure randomization is optimal among all K level policies λ . In contrast, for $K = 2$, we now show that the school’s private utility is maximized by a deterministic decision policy.

Proposition 3.2 (School’s private utility for two-level policies). *In a two-level policy, the school’s private utility \mathcal{U}^{pri} is monotonically non-decreasing in c , and consequently is maximized by non-randomized admissions.*

The result follows because both aspects of the school’s private utility increases with the cutoff c in a two-level policy: first, as c increases, the school admits higher ranked applicants and the scores of the admitted applicants increase with the rank of the admitted applicants; second, increasing c increases ℓ_1 , which, as per Corollary 2.3, further increases the equilibrium effort levels (and thus the post-effort scores) of the highest ranked applicants. Note that this effect occurs even though rankings of applicants are identical under any λ (Proposition 2.1).

A natural question is whether the deterministic decision policy also maximizes \mathcal{U}^{pri} among all K -level policies for $K > 2$. The following result shows that the answer in general is negative.

Proposition 3.3. *There exists a setting where a 3-level policy achieves higher \mathcal{U}^{pri} than non-randomized admissions.*

The counter-example used to prove the above proposition involves picking a skill distribution (the distribution of $f(\theta_{\text{true}})$) with a long tail. That is, if the skill level $f(\theta_{\text{pre}})$ of applicants with rankings above the optimal deterministic cutoff $1 - \rho$ is relatively high, then the school can improve \mathcal{U}^{pri} by using a three-level policy that further increases the competition for higher admission probability and incentivizes higher scores among the top ranked applicants.

Societal utility

The previous results show that for both applicant welfare and school’s private utility, an extreme two-level function is optimal among all two-level admissions functions λ : pure randomization for applicant welfare, and non-randomization for school’s private utility. Next, we show that a similar result does not hold for societal utility, $\mathcal{U}^{\text{soc}} = \mathbb{E}[v]$: if the goal is to maximize the score attained by the entire applicant population and not just the admitted applicants, the admissions function λ should be randomized (but not purely randomized).

Proposition 3.4 (Societal utility maximization for two-level policies). *Among two-level functions, there exists a setting in which societal utility \mathcal{U}^{soc} is maximized by choosing $c \in (0, 1 - \rho)$, $\ell_1 = \frac{\rho}{1-c} \in (\rho, 1)$.*

The result holds because changing the cut-off c and the corresponding admissions probability ℓ_1 has two competing effects: as Corollary 2.3 indicates, increasing c and ℓ_1 increases the effort level of the highest ranked applicants in ψ_1 . However, this simultaneously increases the fraction of applicants who exert minimum effort, as they go from being admitted with probability ℓ_1 (and thus needing to exert effort to preserve their position) to being deterministically rejected. Maximizing overall score across the population thus requires an intermediate level of randomization. More generally, a K -level reward function for $K > 2$ may improve societal utility over a two-level policy, allowing for a finer-grained trade-off between the induced effort levels of different ranks of applicants.

Discussion

The choice of λ not only differentially affects applicants’ admissions probabilities; it further differentially affects applicant *efforts* and *scores* in equilibrium. Choosing a reward function λ to increase the equilibrium scores of some applicants comes at a cost of the scores of other applicants. Thus, as the contrast between \mathcal{U}^{soc} and \mathcal{U}^{pri} establishes, the optimal design depends on which applicant scores one considers. When a school has the power to choose design λ to maximize its own private interests, doing so comes at a cost of scores of other applicants. As can be seen in Figure 3, the exact tradeoffs between \mathcal{U}^{soc} , \mathcal{U}^{pri} , and applicant welfare \mathcal{W} depend on various model parameters, such as f , g and p , as well as the capacity ρ .

We also note that our notion of societal utility (the post-effort score of all applicants) differs from traditional notions of social welfare, which would also include in its formulation the effort costs of applicants. Our results (Proposition 3.1 and Proposition 3.4) imply that social welfare is also maximized by an intermediate level of randomization.

We now draw some comparisons to welfare results known in strategic classification. Taken together, Proposition 3.1 and 3.2 imply, at least among two-level policies, that there is a direct tradeoff between the applicant welfare and the school’s private utility: by reducing the degree of randomization in the admission policy, we increase private utility at the expense of applicant welfare. Interestingly, in the strategic classification setting, Milli et al. [35] observed a similar tradeoff between the “institution utility” (the classification loss under gaming) and the “social burden” (cost incurred by individuals for changing their features), even though our models are distinct. Both sets of results suggest that strategic behavior, in either the ranking or classification setting, complicates the choice of an optimal decision policy and necessitates careful adjudication among various stakeholders.

Our key takeaway that randomization in the decision policy λ can improve applicant welfare as well as societal utility is also related to Braverman and Garg [7]. They studied the welfare benefits

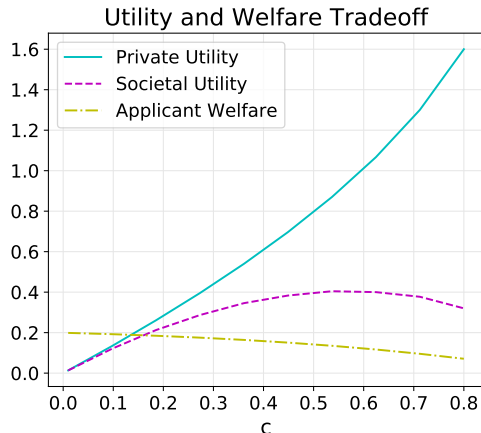


Figure 3: \mathcal{U}^{soc} , \mathcal{U}^{pri} , and \mathcal{W} for two-level policies parametrized by $c \in (0, 1 - \rho)$. Our choices for the model parameters were: $f(x) = 2x$, $g(x) = \sqrt{x}$ and $p = x^2$, as in Figure 1. The school’s capacity was set to $\rho = 0.2$, corresponding to a 20% admission rate.

of randomization—in the form of probabilistic classifiers and noisy features—in the context of strategic classification, and observed that the designer unfortunately has no incentive to use a more randomized classifier. This is also true in our setting, since non-randomized admissions maximize private utility. Braverman and Garg [7] show that the incentive problem to some extent is resolved by having noisy features to start with. The welfare implications of having noisy scores in our setting and therefore noisy ranks would be an interesting direction for future work.

4 Environment differences

Thus far, we have assumed a basic model where applicants differ only in their latent skill levels $f(\theta_{\text{pre}})$, and where their observed score depends only on their latent skill level and chosen effort. However, in societies with deep structural inequalities, an individual’s measured success also depends on various environmental factors beyond one’s control, such as family income and the availability of resources in one’s community. In Roemer [42]’s work on the equality of opportunity, he argues that environmental factors (called “circumstances”) are distinguished from effort. For example, for the same amount of time spent studying, a applicant from a well-resourced school may achieve higher test scores than a applicant from an under-resourced school, all else held equal.

In this section, we extend the model introduced in Section 2 to study the disparate impact of admission policies in the presence of structural inequalities, specifically differences in one’s environment that affect one’s score. We ask: *how does competition and the designer’s function λ in strategic ranking differentially affect applicants, in the presence of such structural inequalities?*

Model and equilibria characterization For reasons that will become apparent, we now denote each applicant’s latent skill rank as $\theta_{\text{true}} \in [0, 1]$. In addition to the latent skill, each applicant has an (unobserved) environmental factor $\gamma \in \Gamma$ that represents how favorable their environment is for attaining a higher score. Because a favorable environment results in a higher rate of return for effort, we model the environment as a multiplicative factor in the score. Our mathematical

treatment of the environment in this section is due to Calsamiglia [9]. Formally, the post-effort score is a function of the latent skill, the environmental factor, and the effort level as follows:

$$v = \gamma \cdot g(e) \cdot f(\theta_{\text{true}}), \quad (1)$$

where g, f are as defined in Section 2.1.

We assume there are two groups of applicants, A and B, and the distribution of skill is the same in both groups. Group A has a more favorable environment factor, that is, $\Gamma = \{\gamma_A, \gamma_B\}$ and $\gamma_A > \gamma_B$. Thus we will also refer to B as the “disadvantaged group”. To simplify our presentation, we assume each group is half of the total applicant population, though the results in this section also hold in the setting where the groups are not equal-sized. We defer all proofs in this section to Appendix D. To simplify the presentation of the proofs, we assume for the rest of this section that $g(e_0) = 0$, that is, any applicant incurring zero cost of effort attains a score of 0.

We begin by characterizing the equilibrium ranking under the designer’s policy λ . The equilibrium effort levels and post-effort ranks are as defined in Definition 1, except they are now a function of γ as well as θ_{true} , that is, we have $e(\theta_{\text{true}}, \gamma)$ and $\theta_{\text{post}}(\theta_{\text{true}}, \gamma)$. Because of the differences in γ , the post-effort ranking θ_{post} is now group-dependent, and in general is not equal to θ_{true} . We can nevertheless construct an “environment-scaled rank” (denoted θ_{pre}), which allows Proposition 2.1 to be applied.

Proposition 4.1 (Equilibrium under group differences). *Define θ_{pre} as follows:*

$$\theta_{\text{pre}} := f_{\text{mix}}^{-1}(f(\theta_{\text{true}}) \cdot \gamma),$$

where f_{mix}^{-1} is the CDF for the environment-scaled skill, $f(\theta_{\text{true}}) \cdot \gamma$, given as:

$$f_{\text{mix}}^{-1}(x) := \frac{1}{2}f^{-1}(x/\gamma_A) + \frac{1}{2}f^{-1}(x/\gamma_B).$$

Then, in every equilibrium with post-effort score defined as in (1) and a fixed rank reward function λ , we have $\lambda(\theta_{\text{post}}(\theta_{\text{true}}, \gamma)) = \lambda(\theta_{\text{pre}})$, up to the appropriate tie-breaking.

The above proposition summarizes the effect of the environment factor on the post-effort rankings θ_{post} . In particular, it depresses the θ_{pre} , and therefore post-effort rank θ_{post} , of the disadvantaged group. However, note that our rank preservation result (Proposition 2.1) again comes in handy in simplifying equilibria analysis. We now use this to characterize the effects of inequalities within our framework.

Welfare gap and access differences Our goal is to study the disparate impact of different rank reward functions λ . In our setting, there are two key facets of evaluating disparate impact: (1) the *welfare gap* and (2) *access*. The former, defined as follows, measures the welfare disparity between applicants from different groups *with the same latent skill rank*.

Definition 3 (Welfare gap). *Let $\mathcal{W}^G(\theta_{\text{true}})$ denote post-effort welfare of a applicant with latent skill ranking θ_{true} from group $G \in \{A, B\}$, i.e.,*

$$\mathcal{W}^G(\theta_{\text{true}}) := \lambda(\theta_{\text{post}}(\theta_{\text{true}}, \gamma_G)) - p(e(\theta_{\text{true}}, \gamma_G)). \quad (2)$$

We define the welfare gap as

$$\mathcal{G}(\theta_{\text{true}}) := \mathcal{W}^A(\theta_{\text{true}}) - \mathcal{W}^B(\theta_{\text{true}}).$$

The welfare gap captures both differences in admission probability between the two groups and the effort needed to achieve such admissions probabilities. We are also directly interested in the degree to which a decision policy *includes* the disadvantaged group in the admitted class, regardless of the effort exerted. This is captured by the notion of *access*.

Definition 4 (Access). *Access is the overall probability of admission of the disadvantaged group.*

$$\mathcal{A} := \mathbb{E}_{\theta_{\text{true}}} [\lambda(\theta_{\text{post}}(\theta_{\text{true}}, \gamma_{\text{B}}))].$$

We first characterize the admission outcomes and pointwise welfare gap for two-level policies.

Proposition 4.2 (Admission and welfare gap for two-level policies). *Denote the group-specific rank thresholds as*

$$\text{thres}_{\text{A}}(c) := f^{-1} \left(\frac{f_{\text{mix}}(c)}{\gamma_{\text{A}}} \right), \quad \text{thres}_{\text{B}}(c) := f^{-1} \left(\frac{f_{\text{mix}}(c)}{\gamma_{\text{B}}} \right).$$

A two-level policy with $c \in (0, 1 - \rho]$ admits a group A applicant with $\theta_{\text{true}} \geq \text{thres}_{\text{A}}(c)$ with probability $\frac{\rho}{1-c}$, a group B applicant with $\theta_{\text{true}} \geq \text{thres}_{\text{B}}(c)$ with probability $\frac{\rho}{1-c}$, and all other applicants with probability 0. The welfare gap $\mathcal{G}(\theta_{\text{true}})$ is non-negative for every θ_{true} , and strictly positive for $\theta_{\text{true}} \geq \text{thres}_{\text{B}}(c)$. In contrast, the one-level pure randomization policy has $\mathcal{G}(\theta_{\text{true}}) \equiv 0$.

In the “High” region of θ_{true} (where $\theta_{\text{true}} \geq \text{thres}_{\text{B}}(c)$), for any given 2-level admission policy, both the group A and group B applicant have the same probability of admission. However, group B applicants must expend more effort, resulting in a strictly positive welfare gap. In the “Middle” region where $\theta_{\text{true}} \in [\text{thres}_{\text{A}}(c), \text{thres}_{\text{B}}(c)]$, group A applicants are admitted with positive probability while group B applicants are deterministically rejected, again leading to a positive welfare gap. In the “Low” region (where $\theta_{\text{true}} < \text{thres}_{\text{A}}(c)$), applicants from both groups are deterministically rejected, leading to no gap. A further comparison of the equilibrium welfare, admission probability and effort for any given two-level policy can be found in Table 1 in the appendix.

The previous proposition and discussion highlight the joint role of admissions probability and effort in the welfare gap. Our next result focuses on this effect on welfare gap in the “High” region, where applicants of both groups are admitted with the same positive probability. It shows that the welfare gap decreases as a two-level admission policy becomes more randomized.

Proposition 4.3 (Welfare gap increases with c). *Consider the setting in Definition 2, with the school’s chosen admissions policy $c = \bar{c}$, where $\bar{c} \leq (f_{\text{mix}})^{-1}(f(1) \cdot \gamma_{\text{B}})$. Then, for any $\theta_{\text{true}} \geq \text{thres}_{\text{B}}(\bar{c})$, that is, θ_{true} is in the “High” region, we have*

$$\left. \frac{\partial \mathcal{G}(\theta_{\text{true}})}{\partial c} \right|_{c=\bar{c}} > 0.$$

In other words, increased randomization (decreasing c) reduces the welfare gap in the “High” region of θ_{true} , where both the group A and group B have a positive probability of being admitted. As the school’s private utility is actually increasing in c (Proposition 3.2)—that is, the school benefits from decreasing randomization and increasing the level of competition—there is also a tradeoff between the school’s private utility and the welfare gap.

What about the group B applicants in the “Low” and “Middle” regions of a two-level policy who do not have a chance of being admitted at all? It turns out that increasing randomization can also increase access, that is, the overall representation of group B applicants in the admitted class. The following proposition shows access is maximized by pure randomization and that there exists a large class of models where access is always improved by more randomization in a two-level policy.

Proposition 4.4 (Access decreases with c). *Pure randomization has higher \mathcal{A} than any two-level policy. Moreover, if f^{-1} is convex, \mathcal{A} for two-level policies is non-increasing in c .*

By reducing the level of competition among applicants, the more randomized admission policy increases access and becomes more inclusive to applicants who are disadvantaged by their environment factor.

A reward function that increases the incentive for applicants to compete tends to increase the welfare gap and reduce access. In our model the designer of the ranking reward function does not have knowledge of the applicant’s environment factor. In this case, using some randomness in the admissions policy is key for reducing the welfare gap and increasing access.

Comparison to Strategic Classification The strategic classification literature [7, 23, 35] has also considered the disparate costs of strategic behavior. Specifically, these works study two groups with different costs of *gaming*, and Milli et al. [35] introduced the concept of “social gap”, which is the difference between the costs of successful gaming incurred by the two groups. The *welfare gap* in our setting can be seen as a measure of the difference in the costs of effort in the “High” region of latent skill rank. We showed a tradeoff between the school’s private utility and the welfare gap (Proposition 3.2 and 4.3), while Milli et al. [35] (Theorem 3.1) showed a tradeoff between the institutional utility and the social gap. On the other hand, the concept of access—the proportion of the disadvantaged group admitted—as an indicator of disparate impact has not received much attention in the strategic classification literature. It is however highly relevant to our capacity-constrained setting and to the study of algorithmic impact at large. Our results on access highlights the systematic exclusion of a disadvantaged population as one potential negative impact of decision policies that induce a high level of competition.

5 Multi-dimensional skill

Up to now, we have studied the setting in which there is a single-dimensional measurable score on which applicants are ranked and can exert effort. In this section we consider an extension of our model to m skills, and use the extension to explore two questions of interest: (1) How does the school’s reward design influence the applicant’s decision to allocate effort across different skills in the competitive setting? (2) When one of the skills is valued but *not* measurable by the school, how does competition in the measurable skill trade-off affect the school’s utility? We first introduce the model extension, and then present results in Sections 5.1 and 5.2 addressing questions (1) and (2) respectively. We note that the results in this section are preliminary; we end the section with a discussion on directions for future inquiry. All proofs in this section can be found in Appendix E.

Model. The model is similar to our base model Section 2.1; each applicant now has m latent skill levels with respective ranks $\theta_{\text{pre}}^i \in [0, 1]$ for $i \in \{1, \dots, m\}$. Each rank is drawn independently from the uniform distribution over $[0, 1]$, and the skill i of applicant with rank θ_{pre}^i is $f_i(\theta_{\text{pre}}^i)$. Each applicant now chooses effort levels $\{e_i\}$, at cost $p^m(e_1, \dots, e_m)$, resulting in post-effort scores $\{v_i\}$,

$$v_i = g(e_i) \cdot f_i(\theta_{\text{pre}}^i),$$

where g is concave, increasing, as before, and f_i is a continuous, strictly increasing quantile function (f_i^{-1} is the CDF function of the scores on dimension i). As before, the school observes the post-effort scores for each applicant, now for each dimension i , and designs a non-decreasing function

$\lambda : [0, 1] \rightarrow [0, 1]$ denoting the admissions probability $\lambda(\theta_{\text{post}})$ for applicant with post-effort rank θ_{post} .

How does the school construct post-effort rank θ_{post} ? In general, each applicant's *combined* post-effort score may be any function of the scores on each dimension, $\{v_i\}$. Here, we assume the following linear score function. The school announces weights $\alpha = (\alpha_1, \dots, \alpha_m) \in \Delta_{m-1}$ (denoting the m -dimensional simplex); the weights α represent the relative emphasis placed on each skill for the admissions decision. Then, each applicant is ranked according to their combined score, $v^\alpha := \sum_{i=1}^m \alpha_i v_i$, resulting in their combined post-effort rank $\theta_{\text{post}}^\alpha$, and is admitted with probability $\lambda(\theta_{\text{post}}^\alpha)$.¹¹

Putting things together, the applicant's individual welfare is:

$$W(\{e_i\}_{i=1}^m, \lambda(\theta_{\text{post}}^\alpha)) = \lambda(\theta_{\text{post}}^\alpha) - p^m(e_1, \dots, e_m)$$

5.1 Equilibrium under multi-dimensional competition

In this section, we apply the model for multi-dimensional skills described above to study equilibrium effort allocations and rank preservation. In the single skill case, we found that the post-effort ranks equaled the pre-effort ranks (the allocation preserves rank) (Proposition 2.1). As we'll see, post-effort rank preservation is more complex with a multi-dimensional score. In fact, to our knowledge, the economics contests literature has not considered multi-dimensional scores, and defining assortative allocations (the analogue of rank preservation) in other domains (such as participant search in a matching market setting) has proven tricky [29]. Our first result for the multi-dimensional case is that rank preservation no longer holds if pre-effort ranks are defined as each applicant's pre-effort skill combination, $\alpha \cdot f(\theta_{\text{pre}})$. Rather, the post-effort ranks may depend on the weights α and the distribution of the skill levels, f_i ; however, it may be possible to define an alternative pre-effort rank function under which rankings are preserved.

We show this result by characterizing the equilibrium of the following simplified setting, with further assumptions on the effort cost function p and the effort transfer function g ; the cost function p is assumed to be a function of the sum of the efforts exerted:

$$p(e^1, \dots, e^m) \triangleq p\left(\sum_{i=1}^m e_i\right),$$

where p is convex and increasing. This assumption says that the effort exerted for any skill is entirely exchangeable, for example, two hours spent on studying math is as costly as two hours spent on studying chemistry. Effort transfer function g is assumed to be linear, that is, there are constant returns to effort.

Under these assumption, applicants are incentivized to put effort into a single skill; rankings are preserved not on the pre-effort skill combination but rather just their most important skill dimension.

Proposition 5.1 (Multi-dimensional rank preservation for linear g). *Suppose g is a linear function such that $g(e) = hx$, $h > 0$. Suppose the school picks some α and λ . Define the combined pre-effort*

¹¹The linear combination of skill is similar to the “linear mechanism” in Kleinberg and Raghavan [28], which studied how reward design incentivizes strategic agents to exert effort on different skill dimensions. Compared to their work, where efforts are connected to skills via an effort graph, we consider a simplified setting where each effort maps to one skill, and study how reward design affects equilibrium rankings, in presence of competition.

index as:

$$v_{pre}^\alpha := \max_i \alpha_i f_i(\theta_{pre}^i).$$

Then in every equilibrium, for any two applicants with combined pre-effort indices $v_{pre}^\alpha, \overline{v_{pre}^\alpha}$ and combined post-effort ranks $\theta_{post}^\alpha, \overline{\theta_{post}^\alpha}$ we have

$$\lambda(\theta_{post}^\alpha) > \lambda(\overline{\theta_{post}^\alpha}) \iff v_{pre}^\alpha > \overline{v_{pre}^\alpha}.$$

Each applicant's decision to exert effort at equilibrium now also depends on the skill-specific quantile f_i , whereas in the single skill setting, only the pre-effort rank was relevant. Applicants who have a skill that they have a large advantage in *relative* to the rest of the applicants (high $f_i(\theta_{pre}^i)$) and that is valued highly by the school (high α_i) are advantaged in terms of post-effort rankings.

For non-linear g , there may not exist a simple characterization of the post-effort ranks. For example, when g is strictly concave, that is, there are decreasing marginal returns to effort for each skill, it is no longer optimal for a applicant to only put all their effort in one skill, and the relative allocation of effort will depend on the specific functional form of g .

5.2 School's private utility with unmeasurable skill

We now analyze a multi-dimensional setting where one skill dimension is *unobservable* though still valuable to the school. This setting is directly motivated by the classic contract design work of Holmstrom and Milgrom [21], who show that when some work tasks are less measurable than others, it may be optimal to lessen incentives on the measurable tasks (e.g., by adopting a fixed wage) so as to not crowd out effort in the less measurable ones.

In our simplified setting, there are two skills M and U : M has a measurable score v^M and U has an unmeasurable score v^U . For example, M could be scholastic achievement as measured by SAT scores, and U could be "creativity", a personal quality that is valued by the school but is not directly measurable. Since the school cannot observe v^U , its admission policy is based on θ_{post}^M only, that is, $\alpha_U = 0$ and $\alpha_M = 1$.

We further assume that each applicant has a fixed effort budget of $B > 0$, and is intrinsically motivated to exert effort in the unmeasurable skill U ; in fact, they will always exert effort $e^U = B - e^M$. Formally this corresponds to the effort cost function

$$p^m(e_M, e_U) = p(e^M) - (\max(0, B - (e^M + e^U)))^2$$

where p is convex and increasing. We can write the applicant's individual welfare as:

$$W(e^M, e^U, \lambda(\theta_{post}^M)) = \lambda(\theta_{post}^M) - p^m(e_M, e_U).$$

The school's private utility is now weighted by $\beta \in (0, 1)$, which quantifies the relative value the school places on the measurable skill over the unmeasurable skill.

$$\mathcal{U}_\beta^{\text{pri}} = \mathbb{E}[\beta \cdot v^M + (1 - \beta) \cdot v^U \mid Z = 1].$$

The smaller that β is, the more the school places value on the unmeasurable skill v^U .

We now show that some degree of randomization in the admission policy may be optimal for the ranking designer if they value the unmeasurable skill sufficiently.

Proposition 5.2 (The school’s weighted private utility is maximized by some randomization). *Consider the class of two-level policies. For any $c \in (0, 1 - \rho)$, there exist some $\beta \in (0, 1)$ such that the school’s utility $\mathcal{U}_\alpha^{\text{pri}}$ is maximized at that value of c .*

The above result suggests that in the absence of the measurability of one of the skills, the non-randomized admissions policy may have added externality of promoting too much competition in the measurable skill, at the expense of the unmeasurable one. Our observation is in the same spirit as the finding by Holmstrom and Milgrom [21] that excessive performance-based incentives can lead strategic agents to focus only on dimensions of achievement that can be effectively measured. A difference between our setting and the aforementioned work is that the excess focus on the measurable skill is being driven by competition between applicants, not (directly) the design λ of the school. However, the school can counter-act this competitive pressure and raise both its welfare and that of the applicants by adding randomization.

Discussion In this section, we have only begun to explore strategic ranking in the multi-dimensional setting. We have outlined two promising directions of inquiry: *multi-dimensional competition* and *the lack of measurability*. For future work in the former direction, it would be natural to consider non-linear effort transfer functions, as well as the ramifications for disparate impact when the different environment factors are taken into account. In this setting, we have also highlighted α as an design choice—it determines how applicants tradeoff effort between the skill dimensions. Different stakeholders, such as the school and the society, may value the skills differently, due to, for example, long-term v.s. short-term considerations, and therefore have different preferences over α .

For the issue of measurability, it would be interesting to think about partial measurability and the effect of ‘weak’ measurements on competition. In both cases, a core challenge is characterizing resulting equilibria and analogous rank preservation results.

6 Conclusion

This work introduces the challenge of strategic ranking, in which a school designs a ranking reward function that induces competition between applicants. We believe that our model is a natural one through which to study constrained allocation settings from strategic classification beyond admissions, such as in lending. While our base model is general and may be applicable, equity notions in such settings may differ from those considered in Section 4. For real-world settings in which algorithmic allocation is practical, there remain open computational questions for finding optimal K level reward functions, along with the performance of such functions under noise or mis-estimation of application scores. From a technical perspective, it remains an open question when assortative allocation holds in a multi-dimensional score setting, or otherwise how equilibria may differ when it does not hold. More generally, our work supports the consideration of ranking and constrained allocation model over unconstrained classification in the FATE ML and MD4SG communities: doing so favors the study of welfare notions of fairness rather than statistical ones, and may afford new perspectives on modeling algorithmic impact.

Acknowledgements The authors thank Frances Ding and John Miller for helpful comments.

References

- [1] R. Abebe and K. Goldner. Mechanism design for social good. *AI Matters*, 4(3):27–34, 2018. 4
- [2] T. Alon, M. Dobson, A. Procaccia, I. Talgam-Cohen, and J. Tucker-Foltz. Multiagent evaluation mechanisms. In *Proceedings of the AAAI Conference on Artificial Intelligence*, volume 34, pages 1774–1781, 2020. 3
- [3] H. Aziz. Developments in multi-agent fair allocation. In *Proceedings of the AAAI Conference on Artificial Intelligence*, volume 34, pages 13563–13568, 2020. 4
- [4] Y. Barut and D. Kovenock. The symmetric multiple prize all-pay auction with complete information. *European Journal of Political Economy*, 14(4):627–644, 1998. 4
- [5] G. S. Becker. A theory of marriage: Part i. *Journal of Political economy*, 81(4):813–846, 1973. 4
- [6] A. L. Bodoh-Creed and B. R. Hickman. College assignment as a large contest. *Journal of Economic Theory*, 175:88–126, 2018. 4, 10
- [7] M. Braverman and S. Garg. The role of randomness and noise in strategic classification. *arXiv preprint arXiv:2005.08377*, 2020. 2, 3, 7, 12, 13, 16
- [8] W. Cai, J. Gaebler, N. Garg, and S. Goel. Fair allocation through selective information acquisition. In *Proceedings of the AAAI/ACM Conference on AI, Ethics, and Society*, AIES ’20, page 22–28, New York, NY, USA, 2020. Association for Computing Machinery. ISBN 9781450371100. doi: 10.1145/3375627.3375823. URL <https://doi.org/10.1145/3375627.3375823>. 4
- [9] C. Calsamiglia. Decentralizing equality of opportunity*. *International Economic Review*, 50(1):273–290, 2009. doi: <https://doi.org/10.1111/j.1468-2354.2008.00530.x>. URL <https://onlinelibrary.wiley.com/doi/abs/10.1111/j.1468-2354.2008.00530.x>. 4, 14
- [10] A. Chouldechova and A. Roth. The Frontiers of Fairness in Machine Learning. *CoRR*, abs/1810.08810, 2018. 4
- [11] L. C. Corchón. The theory of contests: a survey. *Review of economic design*, 11(2):69–100, 2007. 4
- [12] E. Elkind, A. Ghosh, and P. Goldberg. Contest design with threshold objectives, 2021. 4
- [13] Y. Faenza, S. Gupta, and X. Zhang. Impact of bias on school admissions and targeted interventions. *arXiv preprint arXiv:2004.10846*, 2020. 4
- [14] D. Fang, T. Noe, and P. Strack. Turning up the heat: The discouraging effect of competition in contests. *Journal of Political Economy*, 128(5):1940–1975, 2020. 4
- [15] Q. Fu and Z. Wu. Contests: Theory and topics. In *Oxford Research Encyclopedia of Economics and Finance*. 2019. 4
- [16] N. Garg, H. Li, and F. Monachou. Dropping standardized testing for admissions: Differential variance and access. *arXiv preprint arXiv:2010.04396*, 2020. 4

- [17] P. Gözl, A. Kahng, and A. D. Procaccia. Paradoxes in fair machine learning. *NeurIPS'19*, 2019. 4
- [18] N. Haghtalab, N. Immorlica, B. Lucier, and J. Z. Wang. Maximizing welfare with incentive-aware evaluation mechanisms. *arXiv preprint arXiv:2011.01956*, 2020. 3
- [19] E. A. Hanushek and L. Woessmann. *The high cost of low educational performance: The long-run economic impact of improving PISA outcomes*. ERIC, 2010. 7
- [20] M. Hardt, N. Megiddo, C. Papadimitriou, and M. Wootters. Strategic classification. In *Proceedings of the 2016 ACM Conference on Innovations in Theoretical Computer Science*, ITCS '16, pages 111–122, New York, NY, USA, 2016. ACM. ISBN 978-1-4503-4057-1. 1, 2, 3
- [21] B. Holmstrom and P. Milgrom. Multitask principal-agent analyses: Incentive contracts, asset ownership, and job design. *JL Econ. & Org.*, 7:24, 1991. 3, 18, 19
- [22] L. Hu and Y. Chen. A short-term intervention for long-term fairness in the labor market. In *Proceedings of the 2018 World Wide Web Conference*, WWW '18, pages 1389–1398, Republic and Canton of Geneva, Switzerland, 2018. International World Wide Web Conferences Steering Committee. ISBN 978-1-4503-5639-8. 4
- [23] L. Hu, N. Immorlica, and J. W. Vaughan. The disparate effects of strategic manipulation. In *Proceedings of the Conference on Fairness, Accountability, and Transparency*, FAT* '19, pages 259–268, New York, NY, USA, 2019. ACM. ISBN 978-1-4503-6125-5. doi: 10.1145/3287560.3287597. 2, 3, 16
- [24] N. Immorlica, K. Ligett, and J. Ziani. Access to population-level signaling as a source of inequality. In *Proceedings of the 2019 ACM Conference on Fairness, Accountability, and Transparency*, pages 249–258, 2019. 4
- [25] S. Kannan, A. Roth, and J. Ziani. Downstream effects of affirmative action. In *Proceedings of the Conference on Fairness, Accountability, and Transparency*, pages 240–248, 2019.
- [26] S. Kannan, M. Niu, A. Roth, and R. Vohra. Best vs. all: Equity and accuracy of standardized test score reporting. *arXiv preprint arXiv:2102.07809*, 2021. 4
- [27] M. Kasy and R. Abebe. Fairness, equality, and power in algorithmic decision-making. In *Proceedings of the 2021 ACM Conference on Fairness, Accountability, and Transparency*, pages 576–586, 2021. 2, 7
- [28] J. Kleinberg and M. Raghavan. How Do Classifiers Induce Agents to Invest Effort Strategically? In *Proceedings of the 2019 ACM Conference on Economics and Computation*, EC '19, pages 825–844, New York, NY, USA, 2019. ACM. ISBN 978-1-4503-6792-9. 3, 17
- [29] I. Lindenlaub and F. Postel-Vinay. Multidimensional sorting under random search. *Manuscript, University College London*, 2016. 17
- [30] L. T. Liu, S. Dean, E. Rolf, M. Simchowitz, and M. Hardt. Delayed impact of fair machine learning. In *International Conference on Machine Learning*, pages 3150–3158. PMLR, 2018. 4

- [31] L. T. Liu, A. Wilson, N. Haghtalab, A. T. Kalai, C. Borgs, and J. Chayes. The disparate equilibria of algorithmic decision making when individuals invest rationally. In *Proceedings of the 2020 Conference on Fairness, Accountability, and Transparency*, pages 381–391, 2020.
- [32] Z. Liu and N. Garg. Test-optional policies: Overcoming strategic behavior and informational gaps. *arXiv preprint arXiv:2107.08922*, 2021. [4](#)
- [33] M. Mathioudakis, C. Castillo, G. Barnabo, and S. Celis. Affirmative action policies for top-k candidates selection: with an application to the design of policies for university admissions. In *Proceedings of the 35th Annual ACM Symposium on Applied Computing*, pages 440–449, 2020. [4](#)
- [34] J. Miller, S. Milli, and M. Hardt. Strategic classification is causal modeling in disguise. In *International Conference on Machine Learning*, pages 6917–6926. PMLR, 2020. [3](#)
- [35] S. Milli, J. Miller, A. D. Dragan, and M. Hardt. The social cost of strategic classification. In *Proceedings of the Conference on Fairness, Accountability, and Transparency, FAT* ’19*, pages 230–239, New York, NY, USA, 2019. ACM. ISBN 978-1-4503-6125-5. doi: 10.1145/3287560.3287576. [2](#), [3](#), [12](#), [16](#)
- [36] H. Mouzannar, M. I. Ohannessian, and N. Srebro. From fair decision making to social equality. In *Proceedings of the Conference on Fairness, Accountability, and Transparency, FAT* ’19*, pages 359–368, New York, NY, USA, 2019. ACM. ISBN 978-1-4503-6125-5. [4](#)
- [37] R. B. Myerson. Optimal auction design. *Mathematics of operations research*, 6(1):58–73, 1981. [8](#), [10](#)
- [38] A. Noriega-Campero, M. A. Bakker, B. Garcia-Bulle, and A. Pentland. Active fairness in algorithmic decision making. In *Proceedings of the 2019 AAAI/ACM Conference on AI, Ethics, and Society*, pages 77–83, 2019. [4](#)
- [39] W. Olszewski and R. Siegel. Large contests. *Econometrica*, 84(2):835–854, 2016. [4](#), [10](#)
- [40] W. Olszewski and R. Siegel. Bid caps in large contests. *Games and Economic Behavior*, 115: 101–112, 2019. [4](#)
- [41] W. Olszewski and R. Siegel. Pareto improvements in the contest for college admissions. *Unpublished paper, Department of Economics, Northwestern University.[1607]*, 2019. [4](#), [10](#)
- [42] J. E. Roemer. *Equality of opportunity*. Harvard University Press, 1998. [4](#), [13](#)
- [43] E. Rolf, M. Simchowitz, S. Dean, L. T. Liu, D. Bjorkegren, M. Hardt, and J. Blumensstock. Balancing competing objectives with noisy data: Score-based classifiers for welfare-aware machine learning. In *International Conference on Machine Learning*, pages 8158–8168. PMLR, 2020. [4](#)
- [44] M. Spence. Job market signaling. In *Uncertainty in economics*, pages 281–306. Elsevier, 1978. [4](#)

- [45] B. Tabibian, V. Gomez, A. De, B. Schölkopf, and M. G. Rodriguez. On the design of consequential ranking algorithms. In *Conference on Uncertainty in Artificial Intelligence*, pages 171–180. PMLR, 2020. [4](#)
- [46] M. Zehlike and C. Castillo. Reducing disparate exposure in ranking: A learning to rank approach. In *Proceedings of The Web Conference 2020*, pages 2849–2855, 2020. [4](#)
- [47] M. Zehlike, F. Bonchi, C. Castillo, S. Hajian, M. Megahed, and R. Baeza-Yates. Fa* ir: A fair top-k ranking algorithm. In *Proceedings of the 2017 ACM on Conference on Information and Knowledge Management*, pages 1569–1578, 2017. [4](#)

A Proofs for Section 2.2

Lemma A.1. *In any equilibrium, tie-breaking is not necessary: ties in post-effort scores lead to ties in post-effort rewards. For any Γ , in any equilibrium the distribution of post effort scores v is such that, for all ω, ω'*

$$v(e(\theta_{pre}(\omega)), \theta_{pre}(\omega)) = v(e(\theta_{pre}(\omega')), \theta_{pre}(\omega')) \triangleq v \implies \lambda(\gamma(\omega, v)) = \lambda(\gamma(\omega', v)).$$

Proof. We prove the claim by contradiction. Suppose not, and that

$$v(e(\theta_{pre}(\omega)), \theta_{pre}(\omega)) = v(e(\theta_{pre}(\omega')), \theta_{pre}(\omega')) \triangleq v$$

but $\lambda(\gamma(\omega, v)) < \lambda(\gamma(\omega', v))$. Then, for any $\epsilon > 0$, we have that $v(e(\theta_{pre}(\omega)) + \epsilon, \theta_{pre}(\omega)) > v$ (as the effort transfer function g is strictly increasing) and hence

$$\lambda(\gamma(\omega, v)) < \lambda(\gamma(\omega', v)) \leq \lambda(\gamma(\omega, v(e(\theta_{pre}(\omega)) + \epsilon, \theta_{pre}(\omega)))).$$

Since the function p is continuous, we have that $p(e(\theta_{pre}(\omega)) + \epsilon) - p(e(\theta_{pre}(\omega))) \rightarrow 0$ as $\epsilon \rightarrow 0$.

Then, for small enough ϵ , we have that

$$\lambda(\gamma(\omega, v(e(\theta_{pre}(\omega)) + \epsilon, \theta_{pre}(\omega)))) - p(e(\theta_{pre}(\omega)) + \epsilon) > \lambda(\gamma(\omega, v)) - p(e(\theta_{pre}(\omega)))$$

and thus the effort $e(\theta_{pre}(\omega))$ is not welfare maximizing for the applicant ω , a contradiction for it being the equilibrium effort for ω . \square

Lemma A.2 (Deviations of measure 0). *Fix Γ and λ . Consider strategy set $\{e(\theta_{pre}(\omega))\}$, and corresponding CDF F of post-effort scores. As defined, $\gamma(\omega, v)$ is uniquely determined by F and Γ . Now, suppose a measure 0 set $\{\omega\}$ deviates, leading to strategy set $\{\tilde{e}(\theta_{pre}(\omega))\}$, post-effort value distribution \tilde{F} , and ranking function $\tilde{\gamma}$.*

Then, $\tilde{F} = F$, and for all ω and v ,

$$\lambda(\tilde{\gamma}(\omega, v)) = \lambda(\gamma(\omega, v)).$$

Proof. By supposition, $\{e(\theta_{pre}(\omega))\} = \{\tilde{e}(\theta_{pre}(\omega))\}$ except at a set of measure 0, and so the CDFs of the post-effort scores are equal, $F = \tilde{F}$. Now, recall that ranking function $\gamma(\omega, v)$ is defined as the CDF F except where there are ties of positive mass (atoms) in the distribution of v .

For v such that there is not an atom at v , the equality follows.

If there is an atom at v , note that for all $\omega \in \{\omega : v(e(\theta_{pre}(\omega)), \theta_{pre}(\omega)) = v\}$, we have

$$\gamma(\omega, v) \in [\limsup_{r \uparrow v} F(r), F(v)] = [\limsup_{r \uparrow v} \tilde{F}(r), \tilde{F}(v)].$$

Finally, note that $\tilde{\gamma}(\omega, v) \in [\limsup_{r \uparrow v} \tilde{F}(r), \tilde{F}(v)]$, and in particular the CDF of $\Gamma(w)$ restricted to the atomic set does not change due to measure 0 changes. The equality follows. \square

Lemma A.2 characterizes the effect of measure 0 deviations. While not needed for our results, it establishes that the behavior model in the equilibrium definition is consistent.

Proposition 2.1: *In every equilibrium, $\lambda(\theta_{post}(\theta_{pre})) = \lambda(\theta_{pre})$, up to sets of measure 0.*

Proof. We will prove that in every equilibrium we have that for all ω, ω' , $\lambda(\theta_{\text{pre}}) > \lambda(\theta'_{\text{pre}}) \implies \lambda(\theta_{\text{post}}) \geq \lambda(\theta'_{\text{post}})$.¹² To see that this implies the claim, recall the definition of λ as a function taking K possible values $\ell_0, \dots, \ell_{K-1}$, and consider $\omega_0, \dots, \omega_{K-1}$ such that $\lambda(\theta_{\text{pre}}(\omega_k))$ runs through the K possible values for λ in increasing order. The above inequality then implies that the order is weakly preserved if instead of $\lambda(\theta_{\text{pre}}(\omega_k))$ we consider $\lambda(\theta_{\text{post}}(\theta_{\text{pre}}(\omega_k)))$. However, combined with the fact that θ_{post} is uniformly distributed by our construction of the tie-breaking function, one easily shows the stronger statement that for almost all choices of $\omega_0, \dots, \omega_{K-1}$, the order is strictly preserved, which implies that claim of the proposition.

We will prove the above monotonicity claim by contradiction, and thus assume that there exists an equilibrium with a pair ω, ω' with $\lambda(\theta_{\text{pre}}) > \lambda(\theta'_{\text{pre}})$ such that they spend effort e, e' , respectively, to end up with post-effort skills v, v' and $\lambda(\theta_{\text{post}}) < \lambda(\theta'_{\text{post}})$. The first inequality implies that $f(\theta_{\text{pre}}) > f(\theta'_{\text{pre}})$ and the second implies that $v < v'$, via Lemma A.1. The high level proof idea for why this is a contradiction is that, if it is worthwhile for θ'_{pre} to spend effort $e' > e$ to reach skill $v' > v$ and thus reward $\lambda(\theta'_{\text{post}})$, then it would also be worthwhile for θ_{pre} to spend enough effort to reach skill v' and reward $\lambda(\theta'_{\text{post}})$, due to the convexity of the effort cost function $p(e)$.

For convenience, in the proof we overload γ to take in applicant effort as opposed to post-effort value as an argument:

$$\gamma(\omega, e) \triangleq \gamma(\omega, v(\theta_{\text{pre}}(\omega), e)).$$

We also assume for convenience in the proof that for the relevant agents, the given effort levels are above the minimum effort level e_0 . A near identical proof follows otherwise.

Then, from the definition of an equilibrium, we have:

$$e \in \underset{d}{\operatorname{argmax}} [\lambda(\gamma(\omega, d)) - p(d)] \quad \text{for } \theta_{\text{pre}} \quad (3)$$

$$\begin{aligned} \theta_{\text{post}} &= \gamma(\omega, e) \\ e' &\in \underset{d}{\operatorname{argmax}} [\lambda(\gamma(\omega', d)) - p(d)] \quad \text{for } \theta'_{\text{pre}} \quad (4) \\ \theta'_{\text{post}} &= \gamma(\omega', e') \end{aligned}$$

Holding all other effort levels fixed, let \tilde{e} be the effort that θ_{pre} would have needed to reach skill v' (by the fact that the effort transfer function is continuous and strictly monotone, \tilde{e} is uniquely determined by v' , with $e < \tilde{e} < e'$) and thus rank reward $\lambda(\theta'_{\text{post}})$ (due to Lemma A.1 and the definition of γ , by deviating to reach a higher score v' , applicant ω receives the same rank reward as ω' does in the equilibrium with score v'). Similarly let \tilde{e}' , $e < \tilde{e}' < e'$ be the effort that θ'_{pre} would have needed to reach score v and thus rank reward $\lambda(\theta_{\text{post}})$. In other words, $\lambda(\gamma(\omega, e)) = \lambda(\gamma(\omega', \tilde{e}'))$, and $\lambda(\gamma(\omega', e')) = \lambda(\gamma(\omega, \tilde{e}))$. From Equations (3) and (4), we have:

$$\lambda(\gamma(\omega, e)) - p(e) \geq \lambda(\gamma(\omega, \tilde{e})) - p(\tilde{e}) \quad \text{Eq. (3)}$$

$$\text{and} \quad \lambda(\gamma(\omega', e')) - p(e') \geq \lambda(\gamma(\omega', \tilde{e}')) - p(\tilde{e}') \quad \text{Eq. (4)}$$

Applying Lemma A.3, we get $p(e') - p(\tilde{e}') \leq p(\tilde{e}) - p(e)$. In addition, Lemma A.4 implies $e' - \tilde{e}' > \tilde{e} - e$.

¹²Here we are using the shorthand notation $\theta_{\text{pre}} := \theta_{\text{pre}}(\omega)$ and $\theta'_{\text{pre}} := \theta_{\text{pre}}(\omega')$, as well as $\theta_{\text{post}} := \theta_{\text{post}}(\theta_{\text{pre}})$ and $\theta'_{\text{post}} := \theta_{\text{post}}(\theta'_{\text{pre}})$.

Thus, we have all of the following:

$$\begin{aligned} e' - \tilde{e}' &> \tilde{e} - e \\ p(e') - p(\tilde{e}') &\leq p(\tilde{e}) - p(e) \\ \tilde{e}' &> e \end{aligned}$$

However, they together contradict the assumption that $p(x)$ is convex and strictly increasing for $x \geq e_0$. \square

Lemma A.3. *Suppose there are applicants ω, ω' with $\theta_{pre}(\omega') < \theta_{pre}(\omega)$ and effort levels, $e < \{\tilde{e}', \tilde{e}\} < e'$ such that $\lambda(\gamma(\omega, e)) = \lambda(\gamma(\omega', \tilde{e}'))$, and $\lambda(\gamma(\omega', e')) = \lambda(\gamma(\omega, \tilde{e}))$. Then the following inequalities*

$$\lambda(\gamma(\omega, e)) - p(e) \geq \lambda(\gamma(\omega, \tilde{e})) - p(\tilde{e}) \quad (5)$$

$$\lambda(\gamma(\omega', e')) - p(e') \geq \lambda(\gamma(\omega', \tilde{e}')) - p(\tilde{e}') \quad (6)$$

imply $p(e') - p(\tilde{e}') \leq p(\tilde{e}) - p(e)$.

Proof. From Equations (5) and (6), we have

$$\begin{aligned} &\lambda(\gamma(\omega, e)) - p(e) \geq \lambda(\gamma(\omega, \tilde{e})) - p(\tilde{e}) \\ \iff &\lambda(\gamma(\omega, \tilde{e})) - \lambda(\gamma(\omega, e)) \leq p(\tilde{e}) - p(e) && \text{re-arrange} \\ \\ \text{and} \quad &\lambda(\gamma(\omega', e')) - p(e') \geq \lambda(\gamma(\omega', \tilde{e}')) - p(\tilde{e}') \\ \iff &\lambda(\gamma(\omega, \tilde{e})) - p(e') \geq \lambda(\gamma(\omega, e)) - p(\tilde{e}') && \text{defn of } \tilde{e}, \tilde{e}' \\ \iff &\lambda(\gamma(\omega, \tilde{e})) - \lambda(\gamma(\omega, e)) \geq p(e') - p(\tilde{e}') && \text{re-arrange} \end{aligned}$$

Since $e' > \{\tilde{e}', \tilde{e}\} > e$ and $e \geq e_0$ in any equilibrium, we have that $p(e') > \{p(\tilde{e}'), p(\tilde{e})\} > p(e)$. Thus:

$$0 < p(e') - p(\tilde{e}') \leq \lambda(\gamma(\omega, \tilde{e})) - \lambda(\gamma(\omega, e)) \leq p(\tilde{e}) - p(e)$$

\square

Lemma A.4. *Suppose there are applicants ω, ω' with $\theta_{pre}(\omega') < \theta_{pre}(\omega)$ and effort levels, $e < \{\tilde{e}', \tilde{e}\} < e'$ such that $v = v(e, \theta_{pre}(\omega)) = v(\tilde{e}', \theta_{pre}(\omega'))$ and $v' = v(e', \theta_{pre}(\omega')) = v(\tilde{e}, \theta_{pre}(\omega))$. Then we have that $e' - \tilde{e}' > \tilde{e} - e$.*

Proof. By assumption, we have $g(e) = \frac{v}{f(\theta_{pre})}$, $g(e') = \frac{v'}{f(\theta'_{pre})}$, $g(\tilde{e}) = \frac{v'}{f(\theta_{pre})}$, and $g(\tilde{e}') = \frac{v}{f(\theta'_{pre})}$. Thus:

$$\begin{aligned} g(\tilde{e}) - g(e) &= \frac{v' - v}{f(\theta_{pre})} \\ &< \frac{v' - v}{f(\theta'_{pre})} && f(\theta'_{pre}) < f(\theta_{pre}) \\ &= g(e') - g(\tilde{e}'). \end{aligned}$$

Since g is concave and increasing, and $\tilde{e}' > e$, we have that

$$g(e') - g(\tilde{e}') > g(\tilde{e}) - g(e) \implies e' - \tilde{e}' > \tilde{e} - e.$$

□

Theorem 2.2 (Second price effort). *There exists a equilibrium such that $\lambda(\theta_{\text{post}}(\theta_{\text{pre}})) = \lambda(\theta_{\text{pre}})$ and applicants with $\theta_{\text{pre}} \in \psi_k \triangleq [c_k, c_{k+1})$ exert effort $e_k(\theta_{\text{pre}})$, where*

$$e_k(\theta_{\text{pre}}) = \begin{cases} e_0 & \text{for } k = 0 \\ \max \left(g^{-1} \left(\frac{g(\tilde{e}_{k-1}) \cdot f(c_k)}{f(\theta_{\text{pre}})} \right), e_0 \right) & \text{otherwise,} \end{cases}$$

with $\tilde{e}_{k-1} \geq e_{k-1}(c_k)$ inductively defined by

$$p(\tilde{e}_{k-1}) = p(e_{k-1}(c_k)) + \ell_k - \ell_{k-1}$$

The equilibrium is unique up to sets of measure 0.

Proof. We first prove that the effort levels defined in the theorem lead to $\lambda(\theta_{\text{pre}}) = \lambda(\theta_{\text{post}})$. To this end, we first note that for $\theta_{\text{pre}} \in \psi_k$ the efforts weakly decrease with θ_{pre} , while the score,

$$v_k(\theta_{\text{pre}}) = \max\{g(\tilde{e}_{k-1})f(c_k), g(e_0)f(\theta_{\text{pre}})\}$$

weakly increases with θ_{pre} . Thus

$$\begin{aligned} \min_{\theta_{\text{pre}} \in \psi_k} v_k(\theta_{\text{pre}}) &= \max\{g(e_0), g(\tilde{e}_{k-1})\}f(c_k) = g(\tilde{e}_{k-1})f(c_k) \\ &> g(e_{k-1}(c_k))f(c_k) = \max\{g(e_0)f(c_k), g(\tilde{e}_{k-2})f(c_{k-1})\} \\ &= v_{k-1}(c_k) = \sup_{\theta_{\text{pre}} \in \psi_{k-1}} v_{k-1}(\theta_{\text{pre}}). \end{aligned}$$

This shows that the scores attained by θ_{pre} in ψ_k are strictly larger than those in ψ_{k-1} , which in turn implies that $\lambda(\theta_{\text{pre}}) = \lambda(\theta_{\text{post}})$.

Next we note that the effort levels from the theorem have been chosen to guarantee the following: (i) each applicant $\theta_{\text{pre}} \in \psi_k$ exerts the minimal effort that guarantees score $v_k(c_k)$ or higher, and (ii) for each applicant in ψ_{k-1} , the effort required to reach score $v_k(c_k)$ or higher has an additional cost which is equal or larger than the benefit $\ell_k - \ell_{k-1}$. Note that these conditions are clearly necessary for the efforts to be an equilibrium – but it is also sufficient for the following two reasons:

1. The construction only directly prevents that an applicant with $\theta_{\text{pre}} \in \psi_k$ would spend enough effort to match applicants with $\theta_{\text{pre}} \in \psi_{k+1}$. However, we also have that they do not strictly benefit from matching applicants with $\theta_{\text{pre}} \in \psi_j$ for some $j > k + 1$. This argument follows from a similar proof by contradiction, as the proof of Proposition 2.1. For $j = k + 2$: suppose applicants with $\theta_{\text{pre}} \in \psi_k$ wish to match applicants with $\theta_{\text{pre}} \in \psi_{k+2}$. By construction, applicants with $\theta_{\text{pre}} \in \psi_{k+1}$ do not prefer to match applicants with $\theta_{\text{pre}} \in \psi_{k+2}$ over staying in level $k + 1$. Also, by construction, applicants with $\theta_{\text{pre}} \in \psi_k$ do not wish to match applicants with $\theta_{\text{pre}} \in \psi_{k+1}$ over staying in level k , but do prefer to move to level $k + 2$. Then we may apply Lemmas A.3 and A.4 to obtain a contradiction. Now, iteratively apply the argument for each $j > k + 2$.

2. The construction also guarantees that those in band ψ_k do not profit from reducing their effort, ending up in a lower band ψ_j , for $j \leq k-1$. First, consider $j = k-1$; this follows from strict convexity and monotonicity of p in the relevant region, via an argument similar to that of Proposition 2.1: if an applicant in ψ_k benefits from moving to a lower band, then an applicant in the lower band strictly benefits to moving to band ψ_k , which is prevented by construction and the previous argument. More precisely, let e'_h and e'_l be the infimum over the effort levels that applicants in band $k-1$ need reach the higher and lower bands, respectively, i.e., the effort levels of the applicant with rank c_k . Let e_h, e_l similarly be the requisite effort levels for some applicant in ψ_k with $\theta_{\text{pre}} > c_k$. Recall that $\ell_k \triangleq \lambda(\theta)$ for $\theta \in \psi_k$. By construction, we have

$$\ell_k - \ell_{k-1} = p(e'_h) - p(e'_l). \quad (7)$$

As in Proposition 2.1, we further have $e'_h - e'_l > e_h - e_l$, and $e'_l > e_l$. Since p is strictly convex and increasing in the region, we have $p(e_h) - p(e_l) < p(e'_h) - p(e'_l)$. This fact together with Equation (7) implies $\ell_k - \ell_{k-1} > p(e_h) - p(e_l)$, i.e., that the applicant in ψ_k does not prefer to earn a lower score. Now, for $j < k-1$, iteratively apply the same argument made above in part 1 with Lemmas A.3 and A.4, but with going to lower levels instead of higher levels.

This proves that the effort levels defined in the theorem indeed describe an equilibrium. To complete the proof, we need to prove the converse. To the end, we first observe that by Proposition 2.1, in every equilibrium rank rewards are preserved, $\lambda(\theta_{\text{pre}}) = \lambda(\theta_{\text{post}})$. Thus, in equilibrium for every applicant with $\theta_{\text{pre}} \in \psi_i$, we can write,

$$\begin{aligned} e_i(\theta_{\text{pre}}) &\in \operatorname{argmax}_e [\lambda(\gamma(\omega, e)) - p(e)] && \text{Defn of equilibrium} \\ \lambda(\theta_{\text{pre}}) &= \lambda(\theta_{\text{post}}) \triangleq \lambda(\gamma(\omega, e_i(\theta_{\text{pre}}))) && \text{Lemma 2.1} \end{aligned} \quad (8)$$

Consider a applicant with $\theta_{\text{pre}} \in \psi_i$, for $i > 0$. Fix the effort levels for all applicants with $\theta'_{\text{pre}} \in \psi_j$, at some $e_j(\theta'_{\text{pre}})$, for $j < i$.

Suppose $e_i(\theta_{\text{pre}}) < g^{-1} \left(\frac{g(\tilde{e}_{i-1}) \cdot f(c_i)}{f(\theta_{\text{pre}})} \right)$. Then, there exists a applicant with $\theta'_{\text{pre}} \in \psi_j$, for $j = i-1$, who could strictly increase their rank and utility by changing their effort level to e such that $g^{-1} \left(\frac{g(e_i(\theta_{\text{pre}})) \cdot f(\theta_{\text{pre}})}{f(\theta'_{\text{pre}})} \right) < e < \tilde{e}_{i-1}$:

$$\begin{aligned} p(e) &= \ell_i - p(e) && g^{-1} \left(\frac{e_i(\theta_{\text{pre}}) \cdot f(\theta_{\text{pre}})}{f(\theta'_{\text{pre}})} \right) < e \\ &> \ell_{i-1} - p(e_{i-1}(\theta'_{\text{pre}})) && e < \tilde{e}_{i-1} \end{aligned}$$

Thus, by contradiction, we have $e_i(\theta_{\text{pre}}) \geq g^{-1} \left(\frac{g(\tilde{e}_{i-1}) \cdot f(c_i)}{f(\theta_{\text{pre}})} \right)$.

Now, consider an equilibrium set of effort levels $\{e_i(\theta_{\text{pre}})\}$, such that for all i we have $e_i(\theta_{\text{pre}}) \geq g^{-1} \left(\frac{g(\tilde{e}_{i-1}) \cdot f(c_i)}{f(\theta_{\text{pre}})} \right)$. We note that it follows that $e_i(\theta_{\text{pre}}) = \max \left(g^{-1} \left(\frac{g(\tilde{e}_{i-1}) \cdot f(c_i)}{f(\theta_{\text{pre}})} \right), \operatorname{argmin}_e p(e) \right)$: for each applicant θ_{pre} , applicants in higher tiers exert enough effort such that θ_{pre} does not wish to exert enough effort to overtake them, and tying them does not strictly increase their welfare. Thus, these applicants minimize their effort cost while still exerting enough effort to prevent lower tier applicants from overtaking them. Note that it is not an issue that θ_{pre} is *indifferent* in overtaking

higher tiers. In any equilibrium, only a measure 0 set of such lower tier applicants will exert higher effort to tie the higher tier. Otherwise, tie-breaking will be necessary, in violation of Lemma A.1.

We finish the proof by showing there exists a unique effort set $\{e_i\}$ following the above. For applicants in ψ_0 , $\theta_{\text{pre}} = \theta_{\text{post}} \in \psi_0$, and so $e_0(\theta_{\text{pre}}) = \text{argmin}_e(p(e))$ in every equilibrium. Applicants do not need to spend any effort to stay at rank 0, and in equilibrium they will not be incentivized to exert enough effort to increase their admissions probability. Recursively, efforts in higher tiers are fixed given effort in lower tiers, and so we have constructed the unique equilibrium. \square

Proof for Corollary 2.3 Assume that g and p are differentiable. If ℓ_k increases and ℓ_j decreases for some $j > k$ (holding all other parameters fixed), then $e_i(\theta)$ for all $i < k - 1$ are unaffected, e_k is weakly increasing, and the efforts $e_{k+1} \dots, e_j$ are weakly decreasing.

Proof. By the inductive definitions of efforts, those for applicants $\theta_{\text{pre}} \in \psi_i$ for $i < k$ do not change; to calculate the change of the effort for applicants in ψ_k , we differentiate the equation defining \tilde{e}_{k-1} , giving $p'(\tilde{e}_{k-1}) \frac{d}{d\ell_k} \tilde{e}_{k-1} = 1$, and hence

$$\frac{d\tilde{e}_{k-1}}{d\ell_k} = \frac{1}{p'(\tilde{e}_{k-1})} > 0.$$

This implies that \tilde{e}_{k-1} and hence e_k is increasing in ℓ_k . Next we differentiate the defining equation for \tilde{e}_k with respect to ℓ_k , yielding

$$p'(\tilde{e}_k) \frac{d\tilde{e}_k}{d\ell_k} = p'(e_k(c_{k+1})) \frac{de_k(c_{k+1})}{d\ell_k} - 1$$

Using that $g(e_k(c_{k+1})) = \max \left\{ g(e_0), g(\tilde{e}_{k-1}) \frac{f(c_k)}{f(c_{k+1})} \right\}$ we know that if $\frac{de_k(c_{k+1})}{d\ell_k} \neq 0$, then

$$g(e_k(c_{k+1})) = g(\tilde{e}_{k-1}) \frac{f(c_k)}{f(c_{k+1})} < g(\tilde{e}_{k-1}) \quad \text{and} \quad \frac{de_k(c_{k+1})}{d\ell_k} = \frac{f(c_k)}{f(c_{k+1})} \frac{g'(\tilde{e}_{k-1})}{g'(e_k(c_{k+1}))} \frac{d\tilde{e}_{k-1}}{d\ell_k}$$

where the second equality follows from the first and the chain rule. The first bound implies that $e_k(c_{k+1}) < \tilde{e}_{k-1}$ so by the concavity of g , $g'(\tilde{e}_{k-1}) \leq g'(e_k(c_{k+1}))$ and by the convexity of p , $p'(\tilde{e}_{k-1}) \geq p'(e_k(c_{k+1}))$; as a consequence

$$\frac{de_k(c_{k+1})}{d\ell_k} < \frac{d\tilde{e}_{k-1}}{d\ell_k} = \frac{1}{p'(\tilde{e}_{k-1})} \leq \frac{1}{p'(e_k(c_{k+1}))},$$

and hence

$$\frac{d}{d\ell_k} \tilde{e}_k = \frac{1}{p'(\tilde{e}_k)} \left(p'(e_k(c_{k+1})) \frac{de_k(c_{k+1})}{d\ell_k} - 1 \right) < 0.$$

This shows that $e_{k+1}(\theta)$ is weakly decreasing in ℓ_k . By the inductive definitions, the efforts e_{k+2}, \dots, e_{j-1} are non-increasing, while \tilde{e}_{j-1} is strictly decreasing, due to the change of ℓ_j . This in turn implies that e_j is weakly decreasing in ψ_j . \square

B Proofs for Section 3

Proof of Proposition 3.1.

Proof. We prove this result under more general conditions where $e_0 \geq 0$.

For a K -level policy, we can write the applicant welfare as follows:

$$\begin{aligned}\mathcal{W} &= \sum_{i=0}^{K-1} \mathbb{E}[\ell_i - p(e_i(\theta_{\text{pre}})) \mid \theta_{\text{pre}} \in \psi_i] \\ &= \rho - \sum_{i=0}^{K-1} \mathbb{E}[p(e_i(\theta_{\text{pre}})) \mid \theta_{\text{pre}} \in \psi_i] \\ &\leq \rho,\end{aligned}$$

since the term $\mathbb{E}[p(e_i(\theta_{\text{pre}})) \mid \theta_{\text{pre}} \in \psi_i] \geq 0$ for any i such that $0 \leq i \leq K-1$.

The maximum \mathcal{W} is uniquely attained by a two-level λ where $c_1 = 0$, $e_i(\theta_{\text{pre}}) = e_0$, and so $p(e_i(\theta_{\text{pre}})) = 0$ for all θ_{pre} .

In the two-level policy class:

$$\begin{aligned}\mathcal{W} &= (1-c) \cdot \mathbb{E}\left[\ell_1 - p(\max(g^{-1}(\frac{g(\tilde{e}_0)f(c)}{f(\theta_{\text{pre}})}), e_0)) \mid \theta_{\text{pre}} > c\right] \\ &= \rho - \int_c^1 p(\max(g^{-1}(\frac{g(\tilde{e}_0)f(c)}{f(\theta_{\text{pre}})}), e_0)) d\theta_{\text{pre}}.\end{aligned}$$

Taking the derivative of the above display:

$$\frac{\partial \mathcal{W}}{\partial c} = -p(\max(\tilde{e}_0, e_0)) - \int_c^1 \frac{\partial}{\partial c} p(\max(g^{-1}(\frac{g(\tilde{e}_0)f(c)}{f(\theta_{\text{pre}})}), e_0)) d\theta_{\text{pre}}$$

which is non-positive since $\frac{\partial}{\partial c} p(\max(g^{-1}(\frac{g(\tilde{e}_0)f(c)}{f(\theta_{\text{pre}})}), e_0)) \geq 0$. □

Proof of Proposition 3.2.

Proof. Note that for a two-level policy with cutpoint c , we have $\tilde{e}_0 = p^{-1}(\ell_1) = p^{-1}(\frac{\rho}{1-c})$. We have, since $g(e_0) = 0$,

$$\begin{aligned}\mathbb{E}[v^M \mid Z = 1] &= g(\tilde{e}_0)f(c) \\ &= g(p^{-1}(\frac{\rho}{1-c}))f(c)\end{aligned}$$

which is increasing in c . Thus \mathcal{U}^{pri} is maximized by choosing c to be as large as possible while filling the school's capacity, that is, $c = 1 - \rho$, which corresponds to $\ell_1 = 1$. □

Proof of Proposition 3.3.

Proof. Consider the following setting: The effort transfer function g and effort cost function p are such that $g(p^{-1}(x)) = x$ and $g(e_0) = 0$. We will show the following claim:

“For any three-level λ with levels $(\ell_0, \ell_1, \ell_2) = (0, x, 1)$ and cutpoints $0 < c_1 < c_2 < c_3 = 1$, there exists a skill distribution with quantile function f such that \mathcal{U}^{pri} is higher under λ than under the two-level policy corresponding to non-randomization.”

To show that \mathcal{U}^{pri} is higher under the three-level policy, we show the following inequality:

$$\begin{aligned} & g(\tilde{e}_0) \cdot f(c_1) \cdot (c_2 - c_1) \cdot x + g(p^{-1}(1 - x + pg^{-1}(\frac{g(\tilde{e}_0) \cdot f(c_1)}{f(c_2)}))) \cdot f(c_2) \cdot (1 - c_2) \\ & > g(p^{-1}(1)) \cdot f(1 - \rho) \cdot \rho, \end{aligned} \quad (9)$$

where $\tilde{e}_0 = p^{-1}(x)$. The LHS is nothing but \mathcal{U}^{pri} under a three-level policy, and the RHS, \mathcal{U}^{pri} under the two-level policy with cutpoint $1 - \rho$.

Using $g(p^{-1}(x)) = x$, we can rewrite (9) as follows:

$$x \cdot f(c_1) \cdot (c_2 - c_1) \cdot x + ((1 - x)f(c_2) + x \cdot f(c_1)) \cdot (1 - c_2) > f(1 - \rho) \cdot \rho. \quad (10)$$

The above display is true whenever $f(c_2)$ is large enough, that is

$$f(c_2) > \frac{f(1 - \rho) \cdot \rho - x^2 \cdot f(c_1) \cdot (c_2 - c_1) - x \cdot f(c_1) \cdot (1 - c_2)}{(1 - x)(1 - c_2)}.$$

□

Proof of Proposition 3.4

Proof. Given that $g(e_0) = 0$, we can rewrite the societal utility as

$$\begin{aligned} \mathcal{U}^{\text{soc}} &= \mathbb{E}[v^M] \\ &= (1 - c) \cdot g(\tilde{e}_0) \cdot f(c), \end{aligned}$$

which attains the value 0 at $c = 0$ and $c = 1$. Therefore it has an interior maximizer $c^* \in (0, 1 - \rho)$, if and only if

$$\frac{\partial}{\partial c}(1 - c) \cdot g(p^{-1}(\frac{\rho}{1 - c})) \cdot f(c) < 0, \text{ at } c = 1 - \rho$$

It suffices to check that the above inequality is true for

$$f(x) = x, \quad g(x) = \sqrt{x}, \quad p(x) = x^2, \quad \rho < 5/9.$$

□

C Comparison table for Section 4

D Proofs for Section 4

Proof of Proposition 4.1

	“Low” region	“Middle” region	“High” region
Latent skill rank θ_{true}	$0 \leq \theta_{\text{true}} < \text{thres}_A(c)$	$\text{thres}_A(c) \leq \theta_{\text{true}} < \text{thres}_B(c)$	$\text{thres}_B(c) \leq \theta_{\text{true}} \leq 1$
Welfare	$\mathcal{W}^A(\theta_{\text{true}}) = \mathcal{W}^B(\theta_{\text{true}}) = 0$	$\mathcal{W}^A(\theta_{\text{true}}) \geq \mathcal{W}^B(\theta_{\text{true}}) = 0$	$\mathcal{W}^A(\theta_{\text{true}}) > \mathcal{W}^B(\theta_{\text{true}}) \geq 0$
Admission probability $\lambda(\theta_{\text{post}})$	$\lambda^A(\theta_{\text{true}}) = \lambda^B(\theta_{\text{true}}) = 0$	$\lambda^A(\theta_{\text{true}}) = \frac{\rho}{1-c} > \lambda^B(\theta_{\text{true}}) = 0$	$\lambda^A(\theta_{\text{true}}) = \lambda^B(\theta_{\text{true}}) = \frac{\rho}{1-c}$
Effort	$e^A(\theta_{\text{true}}) = e^B(\theta_{\text{true}}) = e_0$	$e^A(\theta_{\text{true}}) > e^B(\theta_{\text{true}}) = e_0$	$e^B(\theta_{\text{true}}) > e^A(\theta_{\text{true}}) > e_0$

Table 1: Comparison of welfare, admission probability and effort between group A and B for every θ_{true} , under a two-level policy parametrized by c . In the table we have used the short-hand notation $\lambda^A(\theta_{\text{true}})$ for the admission probability $\lambda(\theta_{\text{post}}(\theta_{\text{true}}, \gamma_A))$ and $e^A(\theta_{\text{true}})$ for the effort $e(\theta_{\text{true}}, \gamma_A)$, and the respective notation for group B.

Proof. In order to transform the current setting into the setting of Proposition 2.1, we absorb the environment factor γ into the applicant’s latent skill level $f(\theta_{\text{true}})$ and compute the applicant’s rank in $f(\theta_{\text{true}}) \cdot \gamma$. One can check that $f_{\text{mix}}^{-1}(\cdot)$ as defined is indeed the appropriate CDF for the distribution of $f(\theta_{\text{true}}) \cdot \gamma$ in the overall applicant population. We can now write $v = g(e) \cdot f_{\text{mix}}(\theta_{\text{pre}})$ and apply Proposition 2.1 to θ_{pre} . \square

Proof of Proposition 4.2

Proof. The first part of the result follows from Proposition 4.1. Now to see that the statement about the welfare gap is true, we note the following: (1) For $0 \leq \theta_{\text{true}} < \text{thres}_A(c)$, both the group A and group B applicant have zero welfare because they have zero probability of admission and incur zero cost of effort; (2) For $\text{thres}_A(c) \leq \theta_{\text{true}} < \text{thres}_B(c)$, the group B has zero welfare (since they have zero probability of admission) whereas the group A with the same θ_{true} has positive probability of admission and non-negative welfare; (3) For $\text{thres}_B(c) \leq \theta_{\text{true}} \leq 1$, the group A and group B applicant with same θ_{true} both have the same probability of admission but the group A applicant exerts less effort. This is because a applicant with environment-scaled rank θ_{pre} exerts effort

$$e = \begin{cases} g^{-1} \left(\frac{g(\tilde{e}_0) \cdot f_{\text{mix}}(c)}{f_{\text{mix}}(\theta_{\text{pre}})} \right) & \text{if } \theta_{\text{pre}} > c \\ e_0 & \text{o.w.} \end{cases} \quad (11)$$

For the same θ_{true} , the group A applicant has higher θ_{pre} , since

$$f_{\text{mix}}^{-1}(f(\theta_{\text{true}}) \cdot \gamma_A) > f_{\text{mix}}^{-1}(f(\theta_{\text{true}}) \cdot \gamma_B).$$

Since e is decreasing in θ_{pre} , the group A applicant exerts less effort than the group B applicant. \square

Proof of Proposition 4.3

Proof. We have that

$$\frac{\partial \mathcal{G}(\theta_{\text{true}})}{\partial c} = \frac{\partial}{\partial c} \mathcal{W}^A(\theta_{\text{true}}) - \frac{\partial}{\partial c} \mathcal{W}^B(\theta_{\text{true}})$$

Since $c < (f_{\text{mix}})^{-1}(f(\theta_{\text{true}}) \cdot \gamma_{\text{B}})$, we have that $\theta_{\text{true}} > \text{thres}_{\text{B}}(c)$. Thus we may compute $\mathcal{W}^{\text{A}}(\theta_{\text{true}})$ and $\frac{\partial}{\partial c} \mathcal{W}^{\text{B}}(\theta_{\text{true}})$ as follows:

$$\begin{aligned}\mathcal{W}^{\text{A}}(\theta_{\text{true}}) &= \frac{\rho}{1-c} - p(g^{-1}(\frac{g(\tilde{e}_0)f_{\text{mix}}(c)}{f(\theta_{\text{true}}) \cdot \gamma_{\text{A}})}), \\ \mathcal{W}^{\text{B}}(\theta_{\text{true}}) &= \frac{\rho}{1-c} - p(g^{-1}(\frac{g(\tilde{e}_0)f_{\text{mix}}(c)}{f(\theta_{\text{true}}) \cdot \gamma_{\text{B}})}),\end{aligned}$$

where as before $\tilde{e}_0 = p^{-1}(\frac{\rho}{1-c})$. Then we have:

$$\begin{aligned}\frac{\partial}{\partial c} \mathcal{W}^{\text{A}}(\theta_{\text{true}}) &= \frac{\rho}{(1-c)^2} \\ &\quad - p'(g^{-1}(\frac{g(\tilde{e}_0)f_{\text{mix}}(c)}{f(\theta_{\text{true}}) \cdot \gamma_{\text{A}}})) \cdot (g^{-1})'(\frac{g(\tilde{e}_0)f_{\text{mix}}(c)}{f(\theta_{\text{true}}) \cdot \gamma_{\text{A}}})) \cdot \frac{g(\tilde{e}_0)(f_{\text{mix}})'(c) + f_{\text{mix}}(c)g'(\tilde{e}_0)\frac{\partial \tilde{e}_0}{\partial c}}{f(\theta_{\text{true}}) \cdot \gamma_{\text{A}}}\end{aligned}$$

We claim that $\frac{\partial}{\partial c} \mathcal{W}^{\text{A}}(\theta_{\text{true}}) > \frac{\partial}{\partial c} \mathcal{W}^{\text{B}}(\theta_{\text{true}})$. We have the following facts:

$$\frac{1}{\gamma_{\text{A}}} < \frac{1}{\gamma_{\text{B}}} \tag{12}$$

$$p'(x) \leq p'(\tilde{x}) \quad \forall x < \tilde{x} \tag{13}$$

$$g^{-1}(x) < g^{-1}(\tilde{x}) \quad \forall x < \tilde{x} \tag{14}$$

$$(g^{-1})'(x) \leq (g^{-1})'(\tilde{x}) \quad \forall x < \tilde{x} \tag{15}$$

$$g(x), g'(x), f_{\text{mix}}(x), f(x) > 0 \quad \forall x > 0 \tag{16}$$

$$(f_{\text{mix}})'(c) > 0 \tag{17}$$

$$\frac{\partial \tilde{e}_0}{\partial c} > 0 \tag{18}$$

$$\tag{19}$$

Equations (12), (13), (14) and (16) imply

$$p'(g^{-1}(\frac{g(\tilde{e}_0)f_{\text{mix}}(c)}{f(\theta_{\text{true}}) \cdot \gamma_{\text{A}}})) \leq p'(g^{-1}(\frac{g(\tilde{e}_0)f_{\text{mix}}(c)}{f(\theta_{\text{true}}) \cdot \gamma_{\text{B}}})) \tag{20}$$

Equations (12), (15) and (16) imply

$$(g^{-1})'(\frac{g(\tilde{e}_0)f_{\text{mix}}(c)}{f(\theta_{\text{true}}) \cdot \gamma_{\text{A}}})) \leq (g^{-1})'(\frac{g(\tilde{e}_0)f_{\text{mix}}(c)}{f(\theta_{\text{true}}) \cdot \gamma_{\text{B}}})) \tag{21}$$

Equations (12), (16), (18) and (17) imply

$$\frac{g(\tilde{e}_0)(f_{\text{mix}})'(c) + f_{\text{mix}}(c)g'(\tilde{e}_0)\frac{\partial \tilde{e}_0}{\partial c}}{f(\theta_{\text{true}}) \cdot \gamma_{\text{A}}} < \frac{g(\tilde{e}_0)(f_{\text{mix}})'(c) + f_{\text{mix}}(c)g'(\tilde{e}_0)\frac{\partial \tilde{e}_0}{\partial c}}{f(\theta_{\text{true}}) \cdot \gamma_{\text{B}}} \tag{22}$$

Intermediate equations (20), (21) and (22) together imply that $\frac{\partial}{\partial c} \mathcal{W}^{\text{A}}(\theta_{\text{true}}) > \frac{\partial}{\partial c} \mathcal{W}^{\text{B}}(\theta_{\text{true}})$. This gives $\frac{\partial \mathcal{G}(\theta_{\text{true}})}{\partial c} > 0$ as desired. \square

Proof of Proposition 4.4

Proof. For a two-level policy with cutpoint $c > 0$, we have, by definition:

$$\mathcal{A} = \frac{\rho}{1-c} (1 - \text{thres}_{\text{B}}(c)).$$

Since $\text{thres}_{\text{B}}(c) > c$ for any $c \in (0, 1 - \rho]$, we have that $\mathcal{A} < \rho$. On the other hand, $\mathcal{A} = 0$ for a pure randomization policy.

Taking derivative of \mathcal{A} with respect to c ,

$$\begin{aligned} \frac{\partial \mathcal{A}}{\partial c} &= \frac{\rho}{1-c} \left(-\frac{\partial}{\partial c} \text{thres}_{\text{B}}(c) \right) + \frac{\rho}{(1-c)^2} (1 - \text{thres}_{\text{B}}(c)) \\ &= \frac{\rho}{1-c} \left(-\frac{\partial}{\partial c} \text{thres}_{\text{B}}(c) + \frac{1 - \text{thres}_{\text{B}}(c)}{1-c} \right). \end{aligned}$$

We want to show that the above derivative is non-positive under the assumption that f^{-1} is convex. Since $\frac{1 - \text{thres}_{\text{B}}(c)}{1-c} \leq 1$ (because $\text{thres}_{\text{B}}(c) \leq c$ for any $c \in [0, 1 - \rho]$), it suffices to show that $\frac{\partial}{\partial c} \text{thres}_{\text{B}}(c) \geq 1$. Indeed, we may compute

$$\begin{aligned} \frac{\partial}{\partial c} \text{thres}_{\text{B}}(c) &= \frac{(f^{-1})' \left(\frac{f_{\text{mix}}(c)}{\gamma_{\text{B}}} \right)}{\gamma_{\text{B}}} \cdot \left(\frac{1}{2} \cdot \frac{(f^{-1})' \left(\frac{f_{\text{mix}}(c)}{\gamma_{\text{A}}} \right)}{\gamma_{\text{A}}} + \frac{1}{2} \cdot \frac{(f^{-1})' \left(\frac{f_{\text{mix}}(c)}{\gamma_{\text{B}}} \right)}{\gamma_{\text{B}}} \right)^{-1} \\ &\geq 1, \end{aligned}$$

since $\frac{(f^{-1})' \left(\frac{f_{\text{mix}}(c)}{\gamma_{\text{B}}} \right)}{\gamma_{\text{B}}} \geq \frac{(f^{-1})' \left(\frac{f_{\text{mix}}(c)}{\gamma_{\text{A}}} \right)}{\gamma_{\text{A}}}$ by the convexity of f^{-1} (which implies $(f^{-1})'$ is non-decreasing) and the fact that $\gamma_{\text{A}} > \gamma_{\text{B}}$. □

E Proofs for Section 5

Proof of Proposition 5.1

Proof. The students are sorted according to their weighted scores:

$$\begin{aligned} v^{\alpha} &= \sum_{i=1}^m \alpha_i g(e_i) \cdot f_i(\theta_{\text{pre}}^i) \\ &= h \sum_{i=1}^m e_i \cdot (\alpha_i f_i(\theta_{\text{pre}}^i)). \end{aligned}$$

Consider a single applicant. Denote $i^* := \arg\max_i \alpha_i f_i(\theta_{\text{pre}}^i)$. Since f_i 's are strictly monotone and θ_{pre}^i are independently distributed, i^* is almost everywhere unique. For any $e > 0$, let $e_{i^*}^* = e$ and $e_i^* = 0$ for each $i \neq i^*$. Then, holding the effort levels of all other applicants fixed, we have

$$W(\{e_i^*\}_{i=1}^m, \lambda(\theta_{\text{post}}^{\alpha})) \geq W(\{e_i\}_{i=1}^m, \lambda(\theta_{\text{post}}^{\alpha})) \quad \forall \{e_i\}_{i=1}^m \text{ s.t. } \sum_{i=1}^m e_i = e.$$

In other words, for any fixed $\sum_{i=1}^m e^i = e$, the applicant maximizes their welfare by putting all effort into the skill i^* with the highest $\alpha^i \theta_{\text{pre}}^i$. Therefore, it suffices for the applicant to maximize their individual welfare over the total effort level e . At equilibrium, the weighted score v^α satisfies

$$v^\alpha = h \cdot e \cdot v_{\text{pre}}^\alpha.$$

Since λ is non-decreasing in the weighted score v^α , we may now retrace the proof of Proposition 2.1 to argue the following: if a student with v_{pre}^α finds it optimal to achieve weighted score v^α , then each student with $\overline{v_{\text{pre}}^\alpha}$ finds it optimal to reach weighted score $\overline{v^\alpha} \geq v^\alpha$, due to the convexity of the effort cost function $p(e)$. \square

Proof of Proposition 5.2

Proof. We prove the result for $g(e_0) = 0$ to simplify the presentation. The generalization to $g(e_0)$ can be accomplished by some additional book-keeping without modifying the core idea.

Note that in this setting we have $\tilde{e}_0 = p^{-1}(\ell_1) = p^{-1}\left(\frac{\rho}{1-c}\right)$.

For the measurable skill:

$$\mathbb{E}[v^M \mid Z = 1] = g(\tilde{e}_0) \cdot f(c).$$

For the unmeasurable skill:

$$\begin{aligned} \mathbb{E}[v^U \mid Z = 1] &= \mathbb{E}[g(B - e_1(\theta_{\text{pre}}^M)) \cdot f(\theta_{\text{pre}}^M) \mid Z = 1] \\ &= \mathbb{E}\left[g\left(B - g^{-1}\left(\frac{g(\tilde{e}_0)f(c)}{f(\theta_{\text{pre}}^M)}\right)\right) \cdot f(\theta_{\text{pre}}^U) \mid \theta_{\text{pre}}^M > c\right] \\ &= \mathbb{E}[\theta_{\text{pre}}^U] \cdot \int_c^1 g\left(B - g^{-1}\left(\frac{g(\tilde{e}_0)f(c)}{f(\theta_{\text{pre}}^M)}\right)\right) d\theta_{\text{pre}}^M \quad (\text{independence of } \theta_{\text{pre}}^U \text{ and } \theta_{\text{pre}}^M) \end{aligned}$$

We know that $\frac{\partial}{\partial c} \mathbb{E}[v^M \mid Z = 1] > 0$ because \tilde{e}_0 is increasing in c .

By the Leibniz integral rule, we have

$$\frac{\partial}{\partial c} \mathbb{E}[v^U \mid Z = 1] = \mathbb{E}[\theta_{\text{pre}}^U] \cdot \left(-g(B - \tilde{e}_0) + \int_c^1 \frac{\partial}{\partial c} g\left(B - g^{-1}\left(\frac{g(\tilde{e}_0)f(c)}{f(\theta_{\text{pre}}^M)}\right)\right) d\theta_{\text{pre}}^M\right) < 0,$$

since $g\left(B - g^{-1}\left(\frac{g(\tilde{e}_0)f(c)}{f(\theta_{\text{pre}}^M)}\right)\right)$ is decreasing in c .

For any $c \in (0, 1 - \rho)$, set

$$\alpha = \frac{-\frac{\partial}{\partial c} \mathbb{E}[v^U \mid Z = 1]}{\frac{\partial}{\partial c} \mathbb{E}[v^M \mid Z = 1] - \frac{\partial}{\partial c} \mathbb{E}[v^U \mid Z = 1]}.$$

Then we have that

$$\frac{\partial}{\partial c} \mathcal{U} = \alpha \frac{\partial}{\partial c} \mathbb{E}[v^M \mid Z = 1] + (1 - \alpha) \frac{\partial}{\partial c} \mathbb{E}[v^U \mid Z = 1] = 0.$$

That is, the school's utility \mathcal{U} for the chosen α is maximized at an interior skill of c . \square