

# Hetero-SCAN: Towards Social Context Aware Fake News Detection via Heterogeneous Graph Neural Network

Jian Cui

cj19960819@kaist.ac.kr

Korea Advanced Institute of Science and Technology  
Daejeon, Korea

Seung Ho Na

harry.na@kaist.ac.kr

Korea Advanced Institute of Science and Technology  
Daejeon, Korea

Kwanwoo Kim

kw2128@kaist.ac.kr

Korea Advanced Institute of Science and Technology  
Daejeon, Korea

Seungwon Shin

claude@kaist.ac.kr

Korea Advanced Institute of Science and Technology  
Daejeon, Korea

## ABSTRACT

Fake news, false or misleading information presented as news, has a great impact on many aspects of society, such as in politics or healthcare domains. Thus, to handle this issue, recently many fake news detection methods have been proposed, mainly focusing on applying Natural Language Processing (NLP) techniques on the news content. However, considering that even people cannot easily distinguish fake news by news content, these text-based solutions are not sufficient enough. To further improve the fake news detection, researchers suggested graph-based solutions, utilizing the social context information such as the users engaged in the news or the publishers who publish the news. However, existing graph-based methods still suffer from the following four major drawbacks: 1) expensive computational cost due to a large number of user nodes in the graph, 2) the error in sub-tasks, such as textual encoding or stance detection propagates to the final news detection loss, 3) homogeneous representation of news graphs treat the different types of nodes and edges as the same, thus, making it difficult to learn the news representation with rich social context, and 4) temporal information is missing in the final news representation. In order to overcome the aforementioned issues, we propose a novel social context aware fake news detection method, *Hetero-SCAN*, based on a heterogeneous graph neural network. *Hetero-SCAN* learns the news representation from the heterogeneous graph of news in an end-to-end manner. We demonstrate that *Hetero-SCAN* yields significant improvement over state-of-the-art text-based and graph-based fake news detection methods in terms of performance and efficiency.

## CCS CONCEPTS

• **Social and professional topics** → *Computer crime*; • **Applied computing** → *Computer forensics*; • **Human-centered computing** → *Collaborative and social computing systems and tools*; • **Computing methodologies** → *Artificial intelligence*.

## KEYWORDS

Fake News Detection; Heterogeneous Graph Neural Network; Graph Representation Learning

### ACM Reference Format:

Jian Cui, Kwanwoo Kim, Seung Ho Na, and Seungwon Shin. 2021. *Hetero-SCAN: Towards Social Context Aware Fake News Detection via Heterogeneous Graph Neural Network*. In *Proceedings of ACM Conference (Conference'17)*. ACM, New York, NY, USA, 11 pages. <https://doi.org/10.1145/nnnnnnn.nnnnnnn>

## 1 INTRODUCTION

Wide dissemination of fake news has become a major social problem in the world. The most recent and infamous distribution of fake news were in the 2020 United States presidential election fraud [7] and COVID-19 rumors [1]. Disinformation and misinformation is a growing concern for the general public. To cope with this situation, both industry and government are making efforts in preventing the spread of fake news [8].

In the early stages of automatic fake news detection research, researchers mainly focused on leveraging Natural Language Processing (NLP) techniques on the news text itself [12, 15] which were inadequate. To further improve fake news detection, researchers utilized social media and publisher information in the form of graphs (adopting cross-validation).

Social media is one of the most influential mediums to propagate information, and people sharing their thoughts on it has become common practice. However, there exist instigators intentionally spreading fake news. Analyzing these engaged users and their reputation in the social media graph can provide additional evidence for detecting news authenticity. Furthermore, the publisher information can also play an important role, because certain online partisan-biased publishers are more likely to publish fake news [2, 4].

To reflect upon this, researchers proposed graph-based approaches including Graph Neural Networks (GNN) to improve the performance of fake news detection. GNN is a class of deep learning

Permission to make digital or hard copies of all or part of this work for personal or classroom use is granted without fee provided that copies are not made or distributed for profit or commercial advantage and that copies bear this notice and the full citation on the first page. Copyrights for components of this work owned by others than ACM must be honored. Abstracting with credit is permitted. To copy otherwise, or republish, to post on servers or to redistribute to lists, requires prior specific permission and/or a fee. Request permissions from [permissions@acm.org](mailto:permissions@acm.org).

Conference'17, July 2017, Washington, DC, USA

© 2021 Association for Computing Machinery.

ACM ISBN 978-x-xxxx-xxxx-x/YY/MM...\$15.00

<https://doi.org/10.1145/nnnnnnn.nnnnnnn>

method made for graph structural data, it has received a lot of attention due to its superior performance in some tasks for the graph, such as graph node classification and link prediction. Tri-FN [39] applies matrix decomposition on embedding matrix of nodes and relations to get the latent features of the news to deal with graph-structured data. In order to get representations of news embedding, SAFER [9] concatenates the news content features from the pre-trained model RoBERTa [21] and the graph representation from Graph Convolutional Neural Network (GCN) [23]. The concatenated vectors are classified with Logistic Regression. FANG. [27] divided the fake news detection task into several sub-tasks, such as stance detection and textual encoding. Thus, the representations of each type of node, user, and publisher are learned from their own sub-tasks. Once the embedding of publisher and user nodes are ready, the final fake news representation is optimized by aggregating embeddings of engaged publisher and user nodes with final fake news detection loss function.

While graph-based approaches generally gave better results than text-based approaches, existing solutions are far from mature because they still suffer from at least one of the following four major drawbacks. First, most existing methods utilize matrix decomposition for graph analysis, and it is computationally expensive when handling a large number of graph nodes. Second, they commonly adopt a homogeneous graph architecture when representing social media as a graph. However, this is not appropriate since graphs in the real-world are heterogeneous with diverse types of nodes and relationships. Third, errors from separate upstream sub-tasks, such as textual encoding and stance detection, can propagate to the final loss of fake news detection. Lastly, temporal information is not considered in the final news embedding, which is important in containing the propagation property.

To overcome the above, we build a heterogeneous graph of news, and by preserving rich information in this graph, propose *Hetero-SCAN*, a novel fake news detection method based on heterogeneous graph neural network. It learns the news representation containing social context in an end-to-end manner with single news detection loss. To show that our proposed method outperforms existing solutions, we test our method with two latest real-world datasets [13, 27], and the results show that our model achieves significant improvement over previous approaches in terms of F1 score, accuracy, and AUC score. The contributions of our work can be summarized as follows:

- (1) To overcome the drawbacks of the previous researches on fake news detection, we design and propose a novel heterogeneous graph neural network, *Hetero-SCAN*, to model the characteristics and dissemination strategies of fake news.
- (2) To show the efficacy of our method, we propose a novel method and conduct diverse experiments on the two latest real-world fake news datasets, covering the broad definition of fake news. (detailed in Section 3.1).
- (3) Our method shows better performance than any existing text-based or graph-based fake news detection approaches regardless of downstream classification algorithm, even with a tenth of training data.
- (4) We empirically clarified the behaviour differences of engaged users between disinformation and misinformation.

## 2 RELATED WORK

### 2.1 Fake News Detection

Fake news detection methods can be categorized into two types: content-based and graph-based approach.

In the content-based approach, researchers model the content of the news, such as headline or body text. Some of the content-based approaches utilize stylometry, psycholinguistic properties, and rhetorical relations of the text [30, 31, 33]. Besides the linguistic features, visual features are also employed, which are usually classified as multi-modal approaches [17, 22, 44]. Some approaches apply knowledge graphs [11, 36] and extract knowledge graph triples from the news and compare it with external sources. If a certain percentage of the knowledge triples are proved to be true, then the news is considered truthful.

The graph-based approach, also known as social-context approach, employs user profile and publisher information as auxiliary information to detect news authenticity. Tri-FN [39] apply the matrix decomposition to obtain the latent feature of the news, and FANG [27] divides the whole task into several sub-tasks to optimize the final fake news detection objective. RNN is also utilized to deal with the time series information of social engagement [26, 34]. Moreover, GNN and its effectiveness enables researchers to apply it on the graph of news [9, 20]. There are also some works adopted attention mechanisms [28, 37]. AA-HGNN [32], built a heterogeneous graph of news without social users and adopted the heterogeneous graph neural network.

In our work, we build a heterogeneous graph with social users and publishers to capture their information (including temporal). This rich information is modeled by our proposed model efficiently in an end-to-end manner. By doing so, our method overcomes the shortcomings of the previous research.

### 2.2 Graph Neural Network

Graph Neural Network, the extension of deep learning method into graphs, shows its effectiveness in graph represented data. The first method proposed is Graph Convolutional Network (GCN) [23] which aggregates the features from the adjacent nodes in the graph. To further improve it, some methods adopted the attention mechanism and random walk with sampling strategy, namely Graph Attention Network (GAT) [42] and GraphSAGE [19].

Though there are some works proposing relation aware GCN [35], they are not general enough to apply to a heterogeneous graph. The utilization of deep learning in heterogeneous graphs were then studied. HetGNN [47] use a sampling strategy based on random walk with restart and Bi-LSTM to aggregated the node features in the heterogeneous graph. Later, the method based on Meta-Path instance extraction, HAN [20] and MAGNN [16] adopted the attention mechanism to aggregate features and obtain final representation of node.

Similar to HAN and MAGNN, *Hetero-SCAN* is based on Meta-Path extraction, but includes temporal awareness, capturing the propagation property of news dissemination. The performance of *Hetero-SCAN* outperforms the previous graph-based fake news detection approaches and the GNN methods.

### 3 THE PROPOSED METHOD

#### 3.1 Preliminaries

**Definition 3.1 (Broad Definition of Fake News).** Fake news is false news.

**Definition 3.2 (Narrow Definition of Fake News).** Fake news is intentionally false news published by a news outlet.

Contrary to the amount of research done, fake news has only just been defined by the recent work of Zhou, Xinyi and Reza Zafarani [48]. They define fake news in two ways, broad and narrow. The broad definition emphasizes information authenticity, and the narrow one emphasizes both news authenticity and intentions of the author. The dataset used in our paper covers the broad definition of fake news.

**Definition 3.3 (Heterogeneous Graph).** A heterogeneous graph is defined as a graph  $\mathcal{G} = (\mathcal{V}, \mathcal{E})$  associated with a node type mapping function  $\phi: \mathcal{V} \rightarrow \mathcal{A}$  and an edge type mapping function  $\psi: \mathcal{E} \rightarrow \mathcal{R}$ .  $\mathcal{A}$  and  $\mathcal{R}$  denotes the predefined sets of node types and edge types, respectively, with  $|\mathcal{A}| + |\mathcal{R}| > 2$ .

**Definition 3.4 (Meta-Path).** A Meta-Path  $P$  is defined as a path in the form of  $A_1 \xrightarrow{R_1} A_2 \xrightarrow{R_2} \dots \xrightarrow{R_l} A_l$  (abbreviated as  $A_1 A_2 \dots A_l$ ), which describes a composite relation  $R = R_1 \circ R_2 \circ \dots \circ R_n$  between node types  $A_l$  and  $A_{l+1}$ , where  $\circ$  denotes the composition operator on relations.

**Definition 3.5 (Meta-Path Instance).** Given a Meta-Path  $P$  of a heterogeneous graph, a Meta-Path instance  $p$  of  $P$  is defined as a node sequence in the graph following the schema defined by  $P$ .

**Definition 3.6 (Meta-Path based Neighbor).** Given a Meta-Path  $P$  of a heterogeneous graph, the Meta-Path based neighbors  $N_v^P$  of a node  $v$  is defined as the set of nodes that connect with node  $v$  via Meta-Path instances of  $P$ .

#### 3.2 Graph Node Feature Engineering

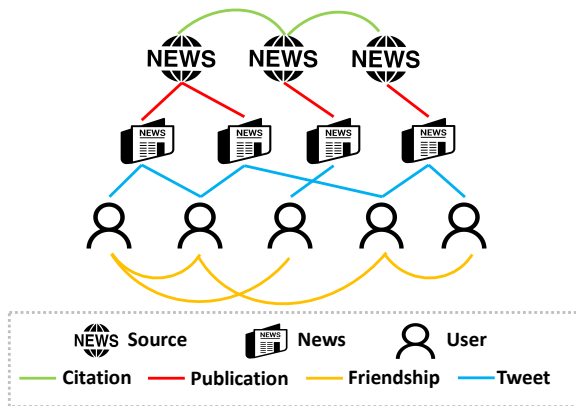


Figure 1: Heterogeneous Graph of News

Considering that news content alone is not enough for detecting fake news; the user and publisher information is additionally required for fake news detection. In order to integrate this information efficiently, we build a heterogeneous graph of news (Figure 1) containing this rich social context information.

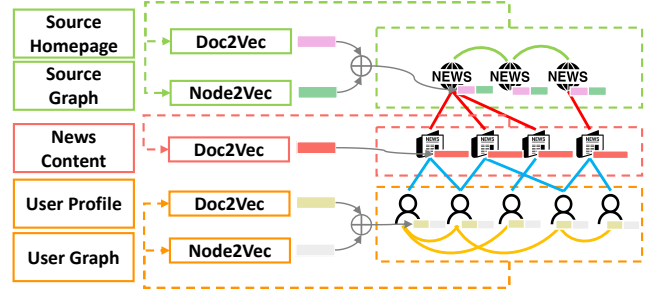


Figure 2: Graph Node Feature Engineering

The graph consists of three types of nodes (publisher, news, and users) and four types of edges (citation, publication, tweet, and following). Formally, the heterogeneous graph of news is noted as  $\mathcal{G}(\mathcal{V}, \mathcal{E})$ , and the set of node types are symbolized as  $\mathcal{A} = \{A_p, A_n, A_u\}$ .

Before any utilization of this heterogeneous graph of news, it is necessary to construct initial features for the three node types in the graph.

To vectorize the news content for news nodes, we apply Doc2Vec [25] on the news content text. However, the user and publisher nodes need additional information to construct their respective initial features. User's personal profiles are used to construct feature of user nodes, as the importance of the user profiles for detecting news authenticity is emphasized by Shu, Kai, et al. [40]. Similarly, we utilize about-us pages on the publisher's official websites for the publisher nodes, because it is the best way to get the description of a certain publisher. If there is no about-us page or description in the publisher's official website, we leverage the Wikipedia's description of the publisher. Doc2Vec [25] is also applied to these sources for constructing initial features of user and publisher nodes.

Our Meta-Path based heterogeneous graph embedding method does not yet consider the relationship between the same type of node, i.e., the *User – User* and *Publisher – Publisher* relationships. In order to utilize this information, we apply another unsupervised method, Node2Vec [18], to include the structural role of user and publisher in their network. The Node2Vec is an algorithmic framework for representational learning on graphs. With the help of Node2Vec, we obtain the structural representation of each node in the network they belong to.

Finally, we construct input features of user and publisher nodes by concatenating the vectors obtained from Doc2Vec and Node2Vec. The Figure 2 is the schematic diagram of the above process.

#### 3.3 Meta-Path Instance Extraction

After constructing initial features for the nodes in the heterogeneous graph of news, the next challenge is to learn the final news representation containing rich social context.

Because preserving all the information without any information loss is difficult, FANG [27] proposed dividing the whole task into several sub-tasks, and define additional loss functions for each of them. The final fake news detection objective is achieved by optimizing these sub-task loss functions. One major drawback of this approach is that the final news detection loss may contain errors originating from the upstream sub-tasks. To reduce these

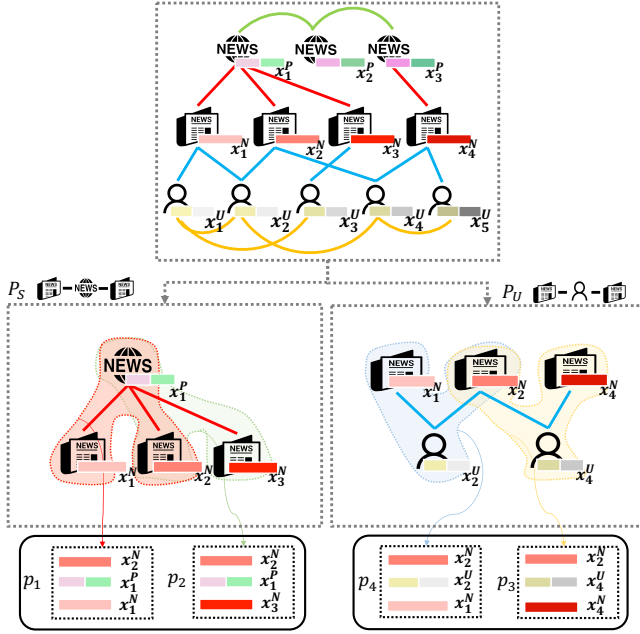


Figure 3: Meta-Path Extraction

errors, an end-to-end learning method can aid in obtaining the final news representations.

In order to design an end-to-end learning method for heterogeneous graphs, we realize that the Meta-Path instance extraction is an effective way to express the semantic relations among different types of nodes. Many previous researches have proposed Meta-Path based heterogeneous graph neural networks such as HAN [43] and MAGNN [16]. Most of them extract the Meta-Path instances following the pre-defined Meta-Path schema. Then, the output, a collection of sequences of node features that follow the Meta-path schema, are aggregated through an attention mechanism. The Meta-Path instance extraction not only preserves the properties that different types of node and relations have (i.e., treat different nodes and relations among them differently) but also enables the model to learn the news representation end-to-end. In this way, we can also define a single loss (i.e. news detection loss) to optimize the final objective. Therefore, we no longer suffer from errors caused by dividing the news detection task into several sub-tasks.

In order to embrace the aforementioned advantages, we also extract Meta-Path instances in the heterogeneous graph of news. A set of Meta-Path  $\mathcal{P}$  considered in our paper is defined as below:

$$\mathcal{P} \in \{P_U, P_S\} \quad (1)$$

where  $P_U : \text{News} \rightarrow \text{User} \rightarrow \text{News}$  means "the two news are tweeted by the same user." and  $P_S : \text{News} \rightarrow \text{Publisher} \rightarrow \text{News}$  means "the two news are published by the same publisher".

For each target node  $v$ , we extract Meta-Path instances  $p(u, v) \in \mathcal{P}$  that follow each Meta-Path schema, where  $u$  is the Meta-Path based neighbor of  $v$ . To efficiently extract Meta-Path instances, we first divide the whole graph into two sub-graphs, which only contain the nodes types specified in the Meta-Path schema,  $P_S$  or  $P_U$ . Then, in each sub-graph, the Meta-Path instances following each Meta-Path schema are extracted. The corresponding collection

Table 1: Statistics of Engagement (tweet)

FANG	# of users	52,357
	# of users per news	71.9
HealthStory	# of users	241,368
	# of users per news	227.26

of features are fed into *Hetero-SCAN* to get the final embedding of the target news node.

If we want to extract the Meta-Path instances of target news node  $x_2^N$  in Figure 3, we first divide the whole graph into two sub-graphs. One is composed of news and publisher node, and the other one is made of news and user node. Then, the Meta-Path instances follow Meta-Path  $P_S$  or  $P_U$  are selected from each sub-graph, and the corresponding features of nodes along these Meta-Path instances will be prepared for our model. In particular, the Meta-Path instance  $p_1$  is made of features of nodes following Meta-Path  $P_S : \text{News} \rightarrow \text{Publisher} \rightarrow \text{News}$ , which is  $x_1^N, x_1^P$  and  $x_2^N$ . In the same manner,  $p_2, p_3$  and  $p_4$  are extracted.

However, there are usually many users engaged per news in the real situation. Table 1 summarizes the number of users and average engagements in two real-world datasets: FANG and HealthStory. The statistics also show that the number of users and their engagement per news is very large. To cope with this situation, we extract Meta-Path instances from our news heterogeneous graph with a random sampling. Specifically, certain number of Meta-Path instances are randomly sampled for each news node in a pre-defined Meta-Path.

At last, in order to capture news propagation property in social users, the model should be aware of the chronological information of Meta-Path instances. Thus, the Meta-Path instances from the Meta-Path schema  $P_U$  should be sorted chronologically before being fed into the proposed model. We include an additional sorting unit to sort the Meta-Path instances. In the following sections, we assume that the Meta-Path instances from  $P_U$  are sorted in chronological order.

### 3.4 Model Architecture

The model takes in the vectors from the previous step as input, and processes them through four steps as shown in Figure 4: 1) Node feature transformation; 2) Meta-Path instance encoding; 3) Meta-Path Instance Aggregation; 4) Semantic Aggregation.

**3.4.1 Node Feature Transformation.** Because the initial features obtained from Section 3.2 have different dimensions, we handle the features with type-specific linear transformations for each type of node to make them compatible and lie in the same latent space. The transformed feature for a node  $v \in \mathcal{V}_A$  of type  $A \in \mathcal{A}$  is:

$$\mathbf{h}_v^A = \mathbf{W}_A \cdot \mathbf{x}_v^A \quad (2)$$

where  $\mathbf{x}_v \in \mathbb{R}^{d_A}$  is the original feature, and  $\mathbf{W}_A \in \mathbb{R}^{d' \times d_A}$  is the learnable weight matrix for the node type  $A$ .

**3.4.2 Meta-Path Instance Encoding.** After transformation, the input is in the form of three transformed features of nodes that follow

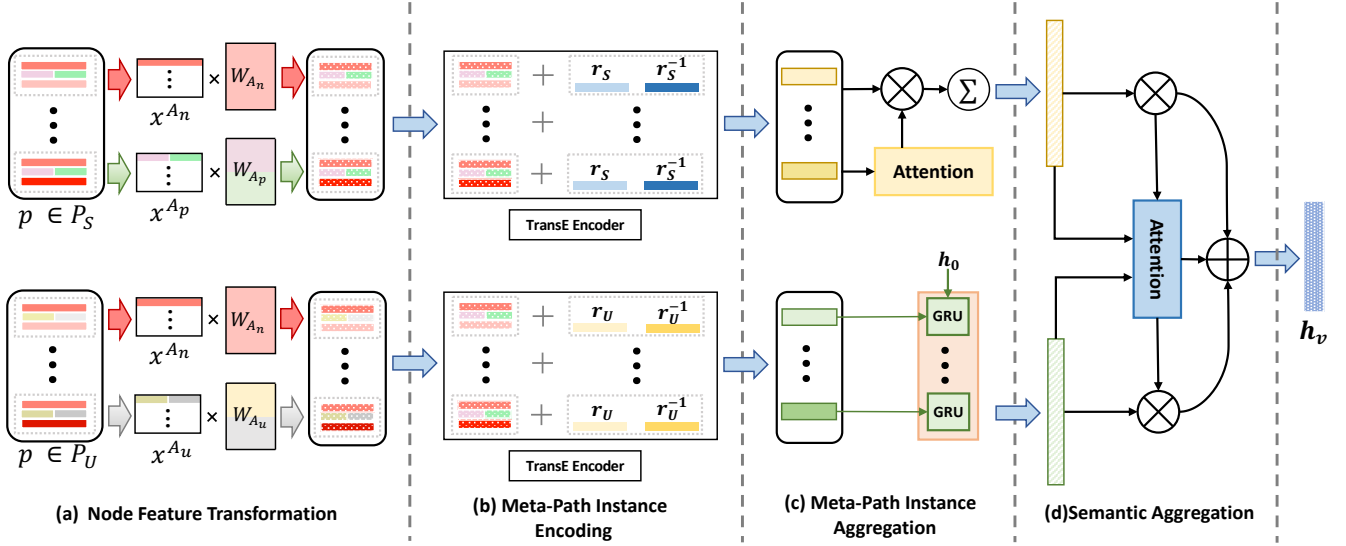


Figure 4: Hetero-SCAN Model Architecture

either Meta-Path  $P_U$  or  $P_S$ . To contain all these features and relations between them into one single vector representation, we adopt the method widely used in knowledge graph triple embedding. The knowledge graph triple refers to the subject, predicate, and object ( $s, p, o$ ). Interestingly, the Meta-Path schema we defined is similar to the knowledge graph triple; the schema is basically the same format along with one more entity and relation. Formally,

$$\begin{aligned} \text{Knowledge graph triple : } e_s &\xrightarrow{e_p} e_o \\ \text{Meta-Path schema : } h_u &\xrightarrow{r} h_w \xrightarrow{r^{-1}} h_v \end{aligned} \quad (3)$$

where  $v$  is the target node and  $u \in \mathcal{N}$  is the Meta-Path based neighbor and  $w$  is the intermediate node between  $v$  and  $u$ . The  $r$  and  $r^{-1}$  is the relation between  $u, w$  and  $w, v$  respectively.  $h$  is the transformed embedding of node as we stated in Section 3.4.1, and  $e$  is the embedding of the knowledge graph triple.

To learn the representations of entities and relations in knowledge graphs, many studies have tackled missing link or entity prediction in the past. For instance, TransE [45] represents relations as translations, so the object vector  $e_o$  in the triple is considered as a translation of subject vector  $e_s$  on predicate vector  $e_p$ . Then the objective function is  $\|e_s + e_p - e_o\|$ . Other than TransE, RotatE [41] and ConvE [14] knowledge graph embedding methods are also examined in our work. We use TransE as our main encoding method for the proposed model.

For relation embeddings, we introduce additional learnable embedding vectors to represent the relationships in the Meta-Path instance. Inverse relationships, such as *Publisher* – *News* and *News* – *Publisher*, are denoted with sign inverses. For instance, if we define  $r$  as the embedding of *Publisher* – *News* relationship, the inverse relationship, *News* – *Publisher* would be  $r^{-1} = -r$ . Our encoding function  $f_{enc}$  is defined as:

$$h_{p(u,v)} = f_{enc}(p(u,v)) = f_{enc}(h_u, r, h_w, r^{-1}) \quad (4)$$

Existing embedding methods explained above are designed for two nodes and their relation. In our schema, we have a total of three nodes and two relations engaged in a Meta-Path instance.

We deal with this by slightly tuning the formulation to fulfill our needs. The formulation of existing knowledge embedding method and ours are summarized in the Table 2. In this table, the  $\tilde{h}$  means the reshape of vector  $h$  in a 2D form, and the  $\odot$  and  $\parallel$  represent the element-wise product and concatenation of vector respectively.

Table 2: Formulation of encoding method.

Method	Original	In Our Paper
TransE	$e_s + e_p$	$MEAN[(h_u + r + r^{-1}), (h_w + r^{-1})]$
ConvE	$[e_s \parallel e_p] * W$	$[\tilde{h}_u \parallel \tilde{r} \parallel \tilde{h}_w \parallel \tilde{r}^{-1}] * W$
RotatE	$e_s \odot e_p$	$MEAN[(h_u \odot r \odot r^{-1}), (h_w \odot r^{-1})]$

**3.4.3 Meta-Path Instance Aggregation.** The encoded Meta-Path instances from two different Meta-Paths are aggregated with different methods.

The encoded Meta-Path instances following  $P_S : \text{News} \rightarrow \text{Publisher} \rightarrow \text{News}$  is aggregated via attention mechanism.

$$\begin{aligned} e_{uv}^p &= \text{LeakyReLU}(\mathbf{a}_p^T \cdot \mathbf{h}_{p(u,v)}) \\ \alpha_{uv}^p &= \text{softmax}(e_{uv}^p) = \frac{\exp(e_{uv}^p)}{\sum_{s \in \mathcal{N}_v^p} \exp(e_{sv}^p)} \end{aligned} \quad (5)$$

where  $\mathbf{a}_p \in \mathbb{R}^{2d'}$  is the attention vector for a Meta-Path instance  $p(u,v) \in P_S$  of target node  $v$ .  $e_{uv}^p$  is the attention value, and is normalized by a softmax function over all Meta-Path instances of target node  $v$ , which is denoted as  $\alpha_{uv}^p$  above.

The corresponding representation of target node  $v$  of Meta-Path  $P$ ,  $h_v^p$ , is then aggregated with the corresponding coefficients calculated above.

$$h_v^p = \sigma\left(\sum_{u \in \mathcal{N}_v^p} \alpha_{uv}^p \cdot \mathbf{h}_{p(u,v)}\right) \quad (6)$$

To alleviate the effect of the high variance of the data in a heterogeneous graph, the learning process of the attention mechanism

is stabilized by extending single-head attention to the multi-head attention.  $K$  independent attention mechanisms execute the transformation as shown in Equation 4, and their features are concatenated after they pass the activation function  $\sigma$ . The output feature representation can be formulated as:

$$\mathbf{h}_v^p = \|\|_{k=1}^K \sigma(\sum_{u \in \mathcal{N}_v^p} [\alpha_{uv}^p]_k \cdot \mathbf{h}_{p(u,v)}) \quad (7)$$

where  $[\alpha_{uv}^p]_k$  is the normalized attention value of Meta-Path instance  $p(u, v)$  of target node  $v$  at the  $k$ -th attention head.

Besides, the propagation property is another important feature to determine the veracity of the given news. There are also several prior works leveraging the temporal behaviour of user engagement to support fake news detection [27, 34]. Thus, to capture temporal information, we aggregate the Meta-Path instances follow  $\mathbf{P}_U : \text{News} \rightarrow \text{User} \rightarrow \text{News}$  through Recurrent Neural Network (RNN).

An RNN is a type of feed-forward neural network that can be used to model variable-length sequential information such as sentences or time series. Because of the vanishing or exploding gradients problem in vanilla RNN, people propose Long Short-Term Memory (LSTM) unit and Gated Recurrent unit (GRU) [10] to cope with these shortcomings of RNN. In our paper, we use GRU as our RNN unit.

$$\mathbf{h}_v^p = \text{GRU}(\mathbf{h}_{p(u_1,v)}, \mathbf{h}_{p(u_2,v)}, \dots, \mathbf{h}_{p(u_n,v)}), u_i \in \mathcal{N}_v^{P_S} \quad (8)$$

The last hidden state of the GRU is used for the downstream task, since it is the high-level representation that summarizes the temporal property of the user engagement.

**3.4.4 Semantic Aggregation.** The aggregated feature from Meta-Path  $P_U$  and  $P_S$  are fused in this step. Before applying the attention mechanism, non-linear transformations are applied to summarize Meta-Path  $P_U$  and  $P_S$ . Thus for  $p \in \{P_U, P_S\}$ :

$$s_p = \frac{1}{|\mathcal{V}|} \sum_{i \in \mathcal{V}} \tanh(\mathbf{M}_A \cdot \mathbf{h}_v^p + \mathbf{b}_A) \quad (9)$$

Here,  $\mathbf{M}_A \in \mathbb{R}^{d_m \times d'}$  and  $\mathbf{b} \in \mathbb{R}^{d_m}$  is a learnable weight matrix and bias vector.

Then we apply attention mechanism to aggregate different representation vectors of target node from each Meta-Path.

$$\begin{aligned} e_p &= q^T \cdot s_p \\ \beta_p &= \frac{\exp(e_p)}{\sum_{p' \in \mathcal{P}} \exp(e_{p'})} \\ \mathbf{h}_v &= \sum_{p \in \mathcal{P}} \beta_p \cdot \mathbf{h}_v^p \end{aligned} \quad (10)$$

where  $q \in \mathbb{R}^{d_m}$  is the attention vector and  $\beta_p$  is the normalized importance of Meta-Path  $P$ . After weight summing all vector representations of target node vectors from each Meta-Path, we get our final embedding of target node  $v$ .

## 3.5 Training

Through graph node feature engineering and Meta-Path extraction on the heterogeneous graph of news, we obtain the Meta-Path

---

### Algorithm 1 Learning Algorithm

---

**Input:** Heterogeneous Graph of News  $\mathcal{G} = (\mathcal{V}, \mathcal{E})$ ,  
node feature  $\{\mathbf{x}_v, \forall v \in \mathcal{V}\}$   
node types  $\mathcal{A} = \{A_p, A_n, A_u\}$   
label  $y$   
**Output:** Learnable parameters  $\theta$

**for each epoch do**  
  **for node type  $A \in \mathcal{A}$  do**  
    Feature Transformation  $\mathbf{h}_v^A = \mathbf{W}_A \cdot \mathbf{x}_v^A$   
  **end for**  
  **for Meta-Path  $P \in \mathcal{P}$  do**  
     $\mathbf{h}_{p(u,v)} = f_\theta(\mathbf{h}_u, r, \mathbf{h}_w, r^{-1})$   
    **if  $P == P_S$  then**  
      Calculate the weight coefficient  $\alpha_{uv}^P$  for each  
      Meta-Path instance.  
       $\mathbf{h}_v^P = \|\|_{k=1}^K \sigma(\sum_{u \in \mathcal{N}_v^P} [\alpha_{uv}^P]_k \cdot \mathbf{h}_{p(u,v)})$   
    **end if**  
    **if  $P == P_U$  then**  
       $\mathbf{h}_v^P = \text{GRU}(\mathbf{h}_{p(u_1,v)}, \mathbf{h}_{p(u_2,v)}, \dots, \mathbf{h}_{p(u_n,v)}),$   
       $u_i \in \mathcal{N}_v^{P_U}$  (sorted chronologically)  
    **end if**  
     $s_P = \frac{1}{|\mathcal{V}|} \sum_{v \in \mathcal{V}} \tanh(\mathbf{M}_A \cdot \mathbf{h}_v^P + \mathbf{b}_A)$   
  **end for**  
  Calculate the weight coefficient  $\beta_P$  for each Meta-Path.  
   $\mathbf{h}_v = \sum_{p \in \mathcal{P}} \beta_P \cdot \mathbf{h}_v^P$   
  // MLP for new classification.  
   $\mathbf{z}_v = \text{MLP}(\mathbf{h}_v)$   
  Predict the probability of fake and real news,  
   $\mathbf{P}_{real}$  and  $\mathbf{P}_{fake}$  according to the output logits,  $\mathbf{z}_v$   
   $[\mathbf{P}_{real}, \mathbf{P}_{fake}] = \text{softmax}(\mathbf{z}_v)$   
   $\mathcal{L} = -\sum (y \log(\mathbf{P}_{fake})) + (1 - y) \log(\mathbf{P}_{real})$   
   $\theta \leftarrow \text{Backpropagate}(\mathcal{L})$   
**end for**

---

instances for each news nodes. Then, the features of nodes along these Meta-Path instances are fed into the proposed model.

In each epoch, the model first applies the node type specific transformation to make different types of nodes lie on the same latent space. Then, it applies TransE, a knowledge graph embedding method, to encode nodes and relations in the Meta-Path instances. The output vectors for each Meta-Path instances are then aggregated according to which Meta-Path they follow. Thus, the Meta-Path instances that follow Meta-Path  $P_U$  are aggregated through RNN to deal with temporal information, and the Meta-Path instances following Meta-path  $P_S$  are aggregated via attention mechanism. Then, the vectors acquired from upstream aggregation are fused via attention mechanism.

The final embeddings of the target news vector are passed to the classification layer to get the classification result. During training, our predictions and labels are used to calculate the loss, and we update the learnable parameters of the model by using the back-propagation algorithm. The loss function used in *Hetero-SCAN* is cross-entropy loss, which is:

$$\mathcal{L} = -\sum y \log \mathbf{P}_{fake} + (1 - y) \log \mathbf{P}_{real} \quad (11)$$

The overall all learning algorithm is summarized in Algorithm 1



## 4 EXPERIMENTAL RESULT AND ANALYSIS

### 4.1 Dataset and Settings

To test the effectiveness of our method, we conducted our experiments with two real-world datasets: FANG<sup>1</sup> [27] and FakeHealth<sup>2</sup> [13]. The dataset FANG was composed in a study by Nguyen et al. [27] based on the datasets collected by related work on rumour and news classification [24, 26, 38]. The labels of the news in FANG are obtained from two famous fact checking websites: Snopes [5] and PolitFact [3]. The three main information that are required by *Hetero-SCAN* are news urls, corresponding publishers, and the tweet ids about the news. The original news content was obtained through the news url, and for the 100 news urls that did not have the news content available, resorted to manually searching the news title for the content. In the case where the original news was not available, the title itself was used as the news content. From tweet ids, users and their personal profiles on twitter could be found through the Twitter API [6]. FakeHealth is another publicly available benchmark dataset for fake news detection, mainly focused on healthcare domain. The dataset consists of two subsets, named HealthStory and HealthRelease; HealthStory was used in our study due to the number of news articles in HealthRelease being too small. HealthStory is collected from the healthcare information review website *Health News Reviews*. On this website, the professional reviewers gave scores in the range of 1 to 5 for each news. Similar to the original study that published the FakeHealth dataset, an article is considered as fake if the score is less than 3 and real otherwise. The detailed statistics of the dataset used in our experiment are listed in Table 3.

Table 3: Dataset Statistics

	FANG	HealthStory
# Users	52,357	63,723 (sampled)
# News	1,054	1,638
# Fake News	448	460
# Real News	606	1,178
# Publishers	442	31

In each dataset, we used 70% of news articles as our training set, and the remaining 30% of news articles are further divided into equal size of validation and test set. For the hyper-parameters, the transformed hidden dimension and the learning rate is set to 512 and 0.0001 respectively. The early-stopping training strategy with patience 20 is adopted to avoid overfitting. Since the fake news detection is a binary classification problem, the real class was treated as the positive and the fake class as negative. We tested *Hetero-SCAN* on Intel (R) Xeon (R) Silver 4214R CPU @ 2.40GHz, 196 GB memory and NVIDIA Titan RTX.

### 4.2 Evaluation of ML Algorithms on News Embedding

We trained our heterogeneous graph embedding by connecting the output embedding to Multi-Layer Perceptron (MLP) to classify

the news. After training our embedding model, we evaluated our news embeddings with five classical machine learning baselines, such as Naive Bayes, Logistic Regression, etc. The metrics used for comparison are precision, recall, accuracy, F1 score, and AUC score, and the evaluation results are summarized in Table 4.

As shown in Table 4, the trained MLP gives relatively better results than other machine learning algorithms in terms of F1 score and accuracy, because MLP is optimized by classification objective (cross entropy loss). In terms of AUC score, SVM gives the better result, but in terms of standard deviation, random forest generally gives more stable results. Based upon this, random forest is chosen as the classification algorithm for upcoming evaluations. Furthermore, **regardless of downstream classification methods, our embeddings surpass any other existing methods** (details in Section 4.3). However, in the dataset - HealthStory, *Hetero-SCAN* doesn't give an ideal result. The reason for the result on the HealthStory dataset is discussed in Section 4.4.

### 4.3 Comparison with Existing Methods

**4.3.1 Comparison with other fake news detection methods.** *Hetero-SCAN* was compared with other existing fake news detection methods for better evaluation. The bench-marked detection methods can be categorized into text-based approaches and graph-based approaches. For text-based approach, we use three different document embedding methods, TF-IDF, LIWC [29], and Doc2Vec [25], combined with SVM as baselines; and we employed existing fake news detection frameworks for graph-based methods. The detail of the graph-based methods we compared with are listed below.

- **SAFER** [9]: SAFER is a social context-aware fake news detection framework that uses GCN and pre-trained RoBERTa model to embed news node in the heterogeneous graph. They concatenate two vectors and apply Logistic Regression to classify the news embeddings.
- **CSI** [34]: CSI is a hybrid deep learning based framework which aims to model the response, text and user engagement of the news. The representation of response and text are concatenated with user vector and score.
- **FANG** [27]: FANG is a graphical social context representation and learning framework for fake news detection. It divides the detection task into several sub-tasks, such as textual encoding and stance detection. The final detection object is optimized by defining loss functions for those sub-tasks.

The results of Table 5 indicates that *Hetero-SCAN* outperforms existing text-based or graph-based approaches.

**4.3.2 Comparison with other graph neural network.** *Hetero-SCAN* achieves the state-of-the-art result among fake news detection methods. In this section, we empirically show that our method is better than other graph embedding methods, such as GCN [23], GAT [42], and GraphSAGE [19]. Because these methods are proposed for homogeneous graphs, we treat all of our nodes as the same type. The relation-aware GCN (R-GCN) [35] was also examined in this experiment. Four relations shown in Figure 1 were additionally defined for this method.

- **GCN** [23]: GCN is a deep learning based method on a graph-structured data. Each node is learned by aggregating the

<sup>1</sup><https://github.com/nguyenvanhoang7398/FANG>

<sup>2</sup><https://github.com/EnyanDai/FakeHealth>

**Table 4: Detection result of two real-word dataset: FANG and FakeHealth. Bold numbers denote the best value in average, and underscored numbers denote the smallest variation. ( $\pm$  stands for 95% confidence interval)**

Dataset	Classification Method	Precision	Recall	F1 Score	Accuracy	AUC Score
FANG	MLP	<b>0.845<math>\pm</math>0.052</b>	<b>0.843<math>\pm</math>0.054</b>	<b>0.843<math>\pm</math>0.053</b>	<b>0.843<math>\pm</math>0.054</b>	0.839 $\pm$ 0.048
	Naive Bayes	0.839 $\pm$ 0.053	0.837 $\pm$ 0.058	0.835 $\pm$ 0.057	0.837 $\pm$ 0.058	0.840 $\pm$ 0.041
	Logistic Regression	0.835 $\pm$ 0.054	0.835 $\pm$ 0.054	0.835 $\pm$ 0.054	0.835 $\pm$ 0.054	0.907 $\pm$ 0.058
	SVM	0.832 $\pm$ 0.036	0.839 $\pm$ 0.053	0.840 $\pm$ 0.053	0.839 $\pm$ 0.053	<b>0.910<math>\pm</math>0.047</b>
	<b>★ Random Forest</b>	0.832 $\pm$ 0.036	0.831 $\pm$ 0.037	0.831 $\pm$ 0.037	0.831 $\pm$ 0.037	0.900 $\pm$ 0.057
	AdaBoost	0.811 $\pm$ 0.070	0.807 $\pm$ 0.076	0.808 $\pm$ 0.075	0.807 $\pm$ 0.076	0.881 $\pm$ 0.056
HealthStory	MLP	0.529 $\pm$ 0.093	<b>0.717<math>\pm</math>0.003</b>	0.599 $\pm$ 0.008	<b>0.717<math>\pm</math>0.003</b>	0.500 $\pm$ 0.003
	Naive Bayes	0.662 $\pm$ 0.139	0.600 $\pm$ 0.244	0.573 $\pm$ 0.289	0.633 $\pm$ 0.131	0.508 $\pm$ 0.177
	Logistic Regression	0.660 $\pm$ 0.065	0.595 $\pm$ 0.206	0.594 $\pm$ 0.185	0.584 $\pm$ 0.180	<b>0.557<math>\pm</math>0.076</b>
	SVM	0.649 $\pm$ 0.094	0.620 $\pm$ 0.137	<b>0.612<math>\pm</math>0.089</b>	0.623 $\pm$ 0.137	0.536 $\pm$ 0.108
	Random Forest	<b>0.674<math>\pm</math>0.117</b>	0.550 $\pm$ 0.272	0.526 $\pm$ 0.327	0.520 $\pm$ 0.269	0.513 $\pm$ 0.134
	AdaBoost	0.656 $\pm$ 0.129	0.539 $\pm$ 0.302	0.492 $\pm$ 0.303	0.540 $\pm$ 0.301	0.554 $\pm$ 0.076

**Table 5: Comparison with other methods. (The AUC score of the CSI is from FANG, the F1 score and AUC score are not reported in this paper)**

Category	Method	F1	Accuracy	AUC
Text-based	TF.IDF + SVM	0.746	0.750	0.735
	LIWC + SVM	0.512	0.550	0.511
	Doc2Vec + SVM	0.561	0.560	0.554
Graph-based	SAFER	0.678	0.680	0.669
	CSI	-	-	0.741
	FANG	0.676	0.687	0.750
GNN-based	GCN	0.645	0.650	0.633
	GAT	0.642	0.650	0.630
	GraphSAGE	0.779	0.780	0.773
	R-GCN	0.765	0.770	0.753
<b>Hetero-SCAN</b>		<b>0.831</b>	<b>0.831</b>	<b>0.900</b>

feature information from its neighbors and the feature of itself.

- **GAT** [42]: GAT is similar to GCN in a sense that each node learns the representation by aggregating feature of neighbor nodes. However, instead of using statically normalized convolution operation, it introduces the attention mechanism.
- **GraphSAGE** [19]: GraphSAGE is a general inductive framework that learns a node representation by sampling its neighbors and aggregating features of sampled nodes.
- **R-GCN** [35]: R-GCN is an application of the GCN framework for modeling relational data. The key difference between R-GCN and GCN is that in R-GCN, edges can represent different relations.

#### 4.4 Misinformation vs Disinformation

Wardle et. al. [46] published a report about information disorder on the Council of Europe in 2017. The report intends to comprehensively examine information disorder and its related challenges. The authors argue that a large portion in the usage of the word 'fake news' consists of three concepts: misinformation, disinformation, and malinformation. However, it is important to distinguish the fake news in accordance with publishers' intention. In order to accomplish this, the report provides the definition of three terms:

*Definition 4.1 (Disinformation).* Information that is false and deliberately created to harm a person, social group, organization or country.

*Definition 4.2 (Misinformation).* Information that is false, but not created with the intention of causing harm.

*Definition 4.3 (Malinformation).* Information that is based on reality, used to inflict harm on a person, organization or country.

According to the definition of malinformation, it is the information based on reality, while the fake news we talk about in this paper is false information. Therefore, we mainly consider disinformation and misinformation here, which are classified according to news creator's intention. Considering definition of fake news given in Section 3.1, the narrow definition of fake news only covers disinformation, but the broad definition of fake news covers both disinformation and misinformation.

The dataset FANG is mainly composed of checked news from PolitiFact and Snopes, which are political related fact checking website. Thus, the fake news in this dataset are either partisan-biased news or some false information to demean certain politicians, which are considered as information intended to harm the specific person or the organizations. Hence, the fake news in this dataset can be considered as disinformation. However, the news in HealthStory is collected and fact-checked from HealthNewsReview which evaluates and rates the completeness, accuracy, and balance of news stories that include claims about medical treatments, health care



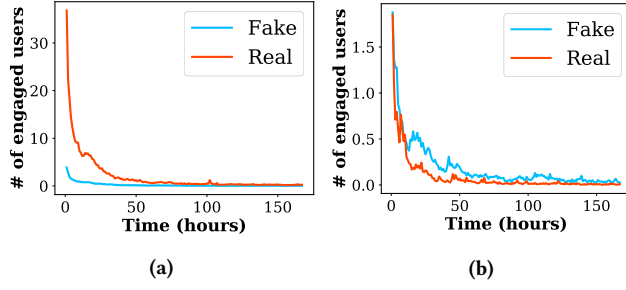


Figure 5: Comparison of temporal behaviours on two datasets. # of engagement(tweet) per news vs. time (hours) in HealthStory (a) and FANG (b)

journalism, etc. Most of this information are not spread deliberately in order to harm anyone, so the fake news in HealthStory dataset can be regarded as misinformation.

As illustrated in Figure 5a, the engagement number of fake news behaves similar to that of real news. This implies that misinformation does not have any periodic spikes that disinformation has (Figure 5b). The number of fake and real news engagements both converge to zero not long after the news are published, which means people do not engage in misinformation for long. Moreover, unlike the disinformation in the FANG dataset, misinformation usually get attract attention by a small groups of people, and the numbers converge to zero quickly. To summarize, time series feature of disinformation is different from real news, while the misinformation behaves similar to the real news.

Furthermore, the RNN based Meta-Path instance aggregation in *Hetero-SCAN* was replaced with attention based approach to see the performance difference. In other words, we compared the detection performance of the models with and without temporal information. For fair comparison, we set the hyperparameters the same for both approaches, with Random Forest chosen as the classification algorithm. The evaluation result on the datasets can be found in the Table 6.

Table 6: Performance of the *Hetero-SCAN* with and without temporal information.

	FANG		HealthStory	
	w/	w/o	w/	w/o
<b>F1 Score</b>	<b>0.831</b>	0.759	0.526	<b>0.614</b>
<b>Accuracy</b>	<b>0.831</b>	0.760	0.520	<b>0.595</b>
<b>AUC score</b>	<b>0.900</b>	0.823	0.513	<b>0.636</b>

The results show that the RNN based approach performs better than the other one in FANG dataset, but for the HealthStory dataset, the performance is better when the attention is applied. This means existence of temporal information is not helpful in detecting misinformation. Furthermore, to see the convergence speed of training, the validation loss graph during training was compared.

As can be seen in Figure 6, in FANG dataset, the validation loss of model with RNN converges much faster than the one with attention mechanism; by contrast, the convergence speed of two approach is similar in the HealthStory dataset.

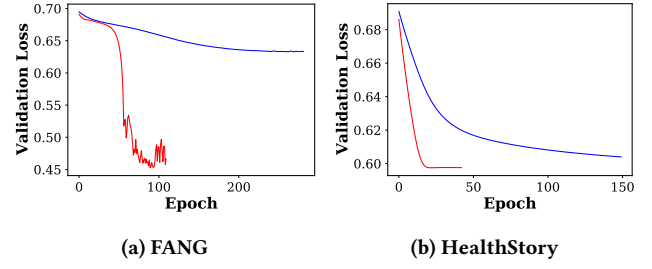


Figure 6: Validation loss during training. (Red line indicates the validation loss of *Hetero-SCAN* with temporal information, blue line indicates the validation loss of *Hetero-SCAN* without temporal information)

To sum up, in a dataset including temporal behaviour difference between real and fake class, the model with RNN not only improves the performance of detection result, but also accelerates the learning speed of the model.

#### 4.5 Limited training data

Normally, the fake news dataset has limited training data due to the large scale requirement of human labor, so the model should work well in the circumstance of limited training samples. To show that *Hetero-SCAN* outperforms existing methods given the circumstance of scarce training data, we gradually enlarge the training data, from 10% to 90%, and compare the fake news detection result with existing methods. Table 7 shows the comparison result.

Table 7: Comparison of AUC score against other methods by varying the size of the training data.

	10%	30%	50%	70%	90%
SAFER	0.546	0.689	0.666	0.692	0.669
CSI	0.636	0.671	0.670	0.689	0.691
FANG	0.669	0.704	0.717	0.723	0.752
<i>Hetero-SCAN</i> <sub>w/o time</sub>	0.594	0.707	0.776	0.749	0.751
<b><i>Hetero-SCAN</i><sub>w/ time</sub></b>	<b>0.764</b>	<b>0.835</b>	<b>0.878</b>	<b>0.889</b>	<b>0.900</b>

The AUC score of *Hetero-SCAN* achieves over 0.8 with only 30% of training data, and even outperforms the rest of the methods with 90% of the training data. Once again, this outcome emphasizes the importance of the temporal information in the disinformation dataset.

#### 4.6 Inductiveness of *Hetero-SCAN*

A deep learning based graph model should have generality so that it could be produce practical predictions for unseen data. A method is an inductive approach if it can generate embeddings for the nodes that were not seen during training. In contrast, if the method cannot generate embeddings for the nodes appearing in the testing phase for the first time, it is called a transductive approach. For example, GCN is inductive, whereas Node2Vec is transductive.

In graph-based fake news detection, unseen nodes can appear in testing phase. It might be newly published news, new publishers, or the new users. In *Hetero-SCAN*, the learnable parameters in our model are used after Meta-Path extraction with random sampling,

and they are shared by all nodes. Therefore, our method is highly inductive, that is, *Hetero-SCAN* is able to generate news embeddings that are not seen during the training.

## 5 CONCLUSIONS

Fake news is a critical social problem threatening many aspects of the lives of the general public. While there are several approaches in detecting fake news, they still have limitations. In this work, we proposed a novel social-context aware fake news detection method based on heterogeneous graph neural network, *Hetero-SCAN*. Our model overcomes the shortcomings of the previous graph-based approaches and exhibits the state-of-the-art performance. Furthermore, we empirically show the improvements over the existing Graph Neural Network based approaches. Our results also provide insight about misinformation and disinformation by clarifying their different propagation properties. These attributes of *Hetero-SCAN* can be of aid in future studies not only residing to fake news detection but also various events concerning disinformation.

## ACKNOWLEDGMENTS

## REFERENCES

- [1] 2020. Coronavirus: The viral rumours that were completely wrong. <https://www.bbc.com/news/blogs-trending-53640964>.
- [2] 2020. Left bias Publishers checked by MBFC. <https://mediabiasfactcheck.com/left/>.
- [3] 2020. PolitiFact. <https://www.politifact.com/>.
- [4] 2020. Right bias Publishers checked by MBFC. <https://mediabiasfactcheck.com/right/>.
- [5] 2020. Snopes. <https://www.snopes.com/>.
- [6] 2020. Twitter API. <https://developer.twitter.com/en/docs/twitter-api>.
- [7] 2020. US election 2020: Fact-checking Trump team's main fraud claims. <https://www.bbc.com/news/election-us-2020-55016029>.
- [8] 2021. Facebook Media: Working to Stop Misinformation and False News. <https://www.facebook.com/formedia/blog/working-to-stop-misinformation-and-false-news>.
- [9] Shantanu Chandra, Pushkar Mishra, Helen Yannakoudakis, and Ekaterina Shutova. 2020. Graph-based Modeling of Online Communities for Fake News Detection. *arXiv preprint arXiv:2008.06274* (2020).
- [10] Junyoung Chung, Caglar Gulcehre, KyungHyun Cho, and Yoshua Bengio. 2014. Empirical evaluation of gated recurrent neural networks on sequence modeling. *arXiv preprint arXiv:1412.3555* (2014).
- [11] Giovanni Luca Ciampaglia, Prashant Shiralkar, Luis M Rocha, Johan Bollen, Filippo Menczer, and Alessandro Flammini. 2015. Computational fact checking from knowledge networks. *PLoS one* 10, 6 (2015), e0128193.
- [12] Niall J Conroy, Victoria L Rubin, and Yimin Chen. 2015. Automatic deception detection: methods for finding fake news. In *Proceedings of the 78th ASIS&T Annual Meeting: Information Science with Impact: Research in and for the Community*. 1–4.
- [13] Enyan Dai, Yiwei Sun, and Suhang Wang. 2020. Ginger cannot cure cancer: Battling fake health news with a comprehensive data repository. In *Proceedings of the International AAAI Conference on Web and Social Media*, Vol. 14. 853–862.
- [14] Tim Dettmers, Pasquale Minervini, Pontus Stenetorp, and Sebastian Riedel. 2018. Convolutional 2d knowledge graph embeddings. In *Proceedings of the AAAI Conference on Artificial Intelligence*, Vol. 32.
- [15] Song Feng, Ritwik Banerjee, and Yejin Choi. 2012. Syntactic stylometry for deception detection. In *Proceedings of the 50th Annual Meeting of the Association for Computational Linguistics (Volume 2: Short Papers)*. 171–175.
- [16] Xinyu Fu, Jiani Zhang, Ziqiao Meng, and Irwin King. 2020. MAGNN: metapath aggregated graph neural network for heterogeneous graph embedding. In *Proceedings of The Web Conference 2020*. 2331–2341.
- [17] Anastasia Giachanou, Guobiao Zhang, and Paolo Rosso. 2020. Multimodal Fake News Detection with Textual, Visual and Semantic Information. In *International Conference on Text, Speech, and Dialogue*. Springer, 30–38.
- [18] Aditya Grover and Jure Leskovec. 2016. node2vec: Scalable feature learning for networks. In *Proceedings of the 22nd ACM SIGKDD international conference on Knowledge discovery and data mining*. 855–864.
- [19] William L. Hamilton, Rex Ying, and Jure Leskovec. 2017. Inductive Representation Learning on Large Graphs. In *NIPS*.
- [20] Yi Han, Shanika Karunasekera, and Christopher Leckie. 2020. Graph neural networks with continual learning for fake news detection from social media. *arXiv preprint arXiv:2007.03316* (2020).
- [21] Di Jin, Zhijiang Jin, Joey Tianyi Zhou, and Peter Szolovits. 2020. Is bert really robust? a strong baseline for natural language attack on text classification and entailment. In *Proceedings of the AAAI conference on artificial intelligence*, Vol. 34. 8018–8025.
- [22] Dhruv Khattar, Jaipal Singh Goud, Manish Gupta, and Vasudeva Varma. 2019. Mvae: Multimodal variational autoencoder for fake news detection. In *The World Wide Web Conference*. 2915–2921.
- [23] Thomas N Kipf and Max Welling. 2016. Semi-supervised classification with graph convolutional networks. *arXiv preprint arXiv:1609.02907* (2016).
- [24] Elena Kochkina, Maria Liakata, and Arkaitz Zubiaga. 2018. PHEME dataset for Rumour Detection and Veracity Classification. <https://doi.org/10.6084/m9.figshare.6392078.v1>
- [25] Quoc Le and Tomas Mikolov. 2014. Distributed representations of sentences and documents. In *International conference on machine learning*. PMLR, 1188–1196.
- [26] Jing Ma, Wei Gao, Prasenjit Mitra, Sejeong Kwon, Bernard J Jansen, Kam-Fai Wong, and Meeyoung Cha. 2016. Detecting rumors from microblogs with recurrent neural networks. (2016).
- [27] Van-Hoang Nguyen, Kazunari Sugiyama, Preslav Nakov, and Min-Yen Kan. 2020. FANG: Leveraging social context for fake news detection using graph representation. In *Proceedings of the 29th ACM International Conference on Information & Knowledge Management*. 1165–1174.
- [28] Emerson Yoshiaki Okano, Zebin Liu, Donghong Ji, and Evandro Eduardo Seron Ruiz. 2020. Fake News Detection on Fake. Br Using Hierarchical Attention Networks. In *International Conference on Computational Processing of the Portuguese Language*. Springer, 143–152.
- [29] James W Pennebaker, Ryan L Boyd, Kayla Jordan, and Kate Blackburn. 2015. *The development and psychometric properties of LIWC2015*. Technical Report.
- [30] Verónica Pérez-Rosas, Bennett Kleinberg, Alexandra Lefevre, and Rada Mihalcea. 2018. Automatic Detection of Fake News. In *Proceedings of the 27th International Conference on Computational Linguistics*. 3391–3401.
- [31] Martin Potthast, Johannes Kiesel, Kevin Reinartz, Janek Bevendorff, and Benno Stein. 2018. A Stylometric Inquiry into Hyperpartisan and Fake News. In *Proceedings of the 56th Annual Meeting of the Association for Computational Linguistics (Volume 1: Long Papers)*. 231–240.
- [32] Yuxiang Ren, Bo Wang, Jiawei Zhang, and Yi Chang. 2020. Adversarial active learning based heterogeneous graph neural network for fake news detection. In *2020 IEEE International Conference on Data Mining (ICDM)*. IEEE, 452–461.
- [33] Victoria L Rubin and Tatiana Lukoianova. 2015. Truth and deception at the rhetorical structure level. *Journal of the Association for Information Science and Technology* 66, 5 (2015), 905–917.
- [34] Natali Ruchansky, Sungyong Seo, and Yan Liu. 2017. Csi: A hybrid deep model for fake news detection. In *Proceedings of the 2017 ACM Conference on Information and Knowledge Management*. 797–806.
- [35] Michael Schlichtkrull, Thomas N Kipf, Peter Bloem, Rianne Van Den Berg, Ivan Titov, and Max Welling. 2018. Modeling relational data with graph convolutional networks. In *European semantic web conference*. Springer, 593–607.
- [36] Baoxu Shi and Tim Wenginger. 2016. Discriminative predicate path mining for fact checking in knowledge graphs. *Knowledge-based systems* 104 (2016), 123–133.
- [37] Kai Shu, Limeng Cui, Suhang Wang, Dongwon Lee, and Huan Liu. 2019. defend: Explainable fake news detection. In *Proceedings of the 25th ACM SIGKDD International Conference on Knowledge Discovery & Data Mining*. 395–405.
- [38] Kai Shu, Deepak Mahudeswaran, Suhang Wang, Dongwon Lee, and Huan Liu. 2018. FakeNewsNet: A Data Repository with News Content, Social Context and Dynamic Information for Studying Fake News on Social Media. *arXiv preprint arXiv:1809.01286* (2018).
- [39] Kai Shu, Suhang Wang, and Huan Liu. 2019. Beyond news contents: The role of social context for fake news detection. In *Proceedings of the twelfth ACM international conference on web search and data mining*. 312–320.
- [40] Kai Shu, Xinyi Zhou, Suhang Wang, Reza Zafarani, and Huan Liu. 2019. The role of user profiles for fake news detection. In *Proceedings of the 2019 IEEE/ACM international conference on advances in social networks analysis and mining*. 436–439.
- [41] Zhiqing Sun, Zhi-Hong Deng, Jian-Yun Nie, and Jian Tang. 2019. Rotate: Knowledge graph embedding by relational rotation in complex space. *arXiv preprint arXiv:1902.10197* (2019).
- [42] Petar Veličković, Guillem Cucurull, Arantxa Casanova, Adriana Romero, Pietro Lio, and Yoshua Bengio. 2017. Graph attention networks. *arXiv preprint arXiv:1710.10903* (2017).
- [43] Xiao Wang, Houye Ji, Chuan Shi, Bai Wang, Yanfang Ye, Peng Cui, and Philip S Yu. 2019. Heterogeneous graph attention network. In *The World Wide Web Conference*. 2022–2032.
- [44] Yaqing Wang, Fenglong Ma, Zhiwei Jin, Ye Yuan, Guangxu Xun, Kishlay Jha, Lu Su, and Jing Gao. 2018. Eann: Event adversarial neural networks for multi-modal fake news detection. In *Proceedings of the 24th acm sigkdd international conference on knowledge discovery & data mining*. 849–857.

- [45] Zhen Wang, Jianwen Zhang, Jianlin Feng, and Zheng Chen. 2014. Knowledge graph embedding by translating on hyperplanes. In *Proceedings of the AAAI Conference on Artificial Intelligence*, Vol. 28.
- [46] Claire Wardle and Hossein Derakhshan. 2017. Information disorder: Toward an interdisciplinary framework for research and policy making. *Council of Europe report 27* (2017), 1–107.
- [47] Chuxu Zhang, Dongjin Song, Chao Huang, Ananthram Swami, and Nitesh V Chawla. 2019. Heterogeneous graph neural network. In *Proceedings of the 25th ACM SIGKDD International Conference on Knowledge Discovery & Data Mining*. 793–803.
- [48] Xinyi Zhou and Reza Zafarani. 2020. A survey of fake news: Fundamental theories, detection methods, and opportunities. *ACM Computing Surveys (CSUR)* 53, 5 (2020), 1–40.