
ROS-X-HABITAT: BRIDGING THE ROS ECOSYSTEM WITH EMBODIED AI

A PREPRINT

✉ **Guanxiong Chen** *
The University of British Columbia
Vancouver, BC V6T 1Z4
gxchen@cs.ubc.ca

✉ **Haoyu Yang** *
The University of British Columbia
Vancouver, BC V6T 1Z4
yhymason@cs.ubc.ca

✉ **Ian M. Mitchell**
The University of British Columbia
Vancouver, BC V6T 1Z4
mitchell@cs.ubc.ca

September 12, 2021

ABSTRACT

We introduce ROS-X-Habitat, a software interface that bridges the AI Habitat platform for embodied reinforcement learning agents with other robotics resources via ROS. This interface not only offers standardized communication protocols between embodied agents and simulators, but also enables physics-based simulation. With this interface, roboticists are able to train their own Habitat RL agents in another simulation environment or to develop their own robotic algorithms inside Habitat Sim. Through in silico experiments, we demonstrate that ROS-X-Habitat has minimal impact on the navigation performance and simulation speed of Habitat agents; that a standard set of ROS mapping, planning and navigation tools can run in the Habitat simulator, and that a Habitat agent can run in the standard ROS simulator Gazebo.

Keywords Reinforcement Learning · Physics-based Simulation · Vision-based Navigation

1 Introduction

Since the earliest days of robotics, researchers have sought to build embodied agents to perform a variety of jobs, such as assistive tasks in factories [Oliff et al., 2020] or wildfire surveillance [Julian and Kochenderfer, 2019]. Following tremendous advancements in deep learning and convolutional neural networks in the past decade, researchers have been able to develop reinforcement learning (RL)-based embodied agents that interact with the real world on the basis of sensory observations. Software platforms such as OpenAI Gym [Brockman et al., 2016], Unity ML-Agents Toolkit [Juliani et al., 2018], and AI Habitat [Savva et al., 2019] have emerged to address the community’s need for training and evaluating RL-based embodied agents end-to-end. Our research group was particularly intrigued by the AI Habitat platform, which offers a high-performance, photorealistic simulator, access to a sizeable library of visually-rich scanned 3D environments, and a modular software design.

However, even though these platforms allow roboticists to reuse existing RL algorithms and train agents in simulators with ease, there is a critical step to using them for embodied agents which is only partially addressed: Connecting the trained agent with a real robot. Ideally, after training an RL agent in simulation one would like to take advantage of the extensive set of tools and knowledge from the robotics community to make it easy to embody that agent.

One particularly popular tool from the robotics community is ROS, a robotics-focused middleware platform with extensive support for classical robotic mapping, planning and control algorithms ([`mov`, `dwa`]) as well as drivers for a wide variety of compute, sensing and actuation hardware. But ROS support for directly training an RL agent is limited, and Gazebo—the standard simulation environment used for ROS systems—cannot match the level of photorealism or simulation speed of tools specifically designed to train large-scale RL agents [Liang et al., 2019].

In order to take advantage of the strengths and overcome the weaknesses of these two independent sets of tools, in this paper we present ROS-X-Habitat (`ros_x_habitat`), an interface that bridges the AI Habitat training platform with the

*Equal contribution.

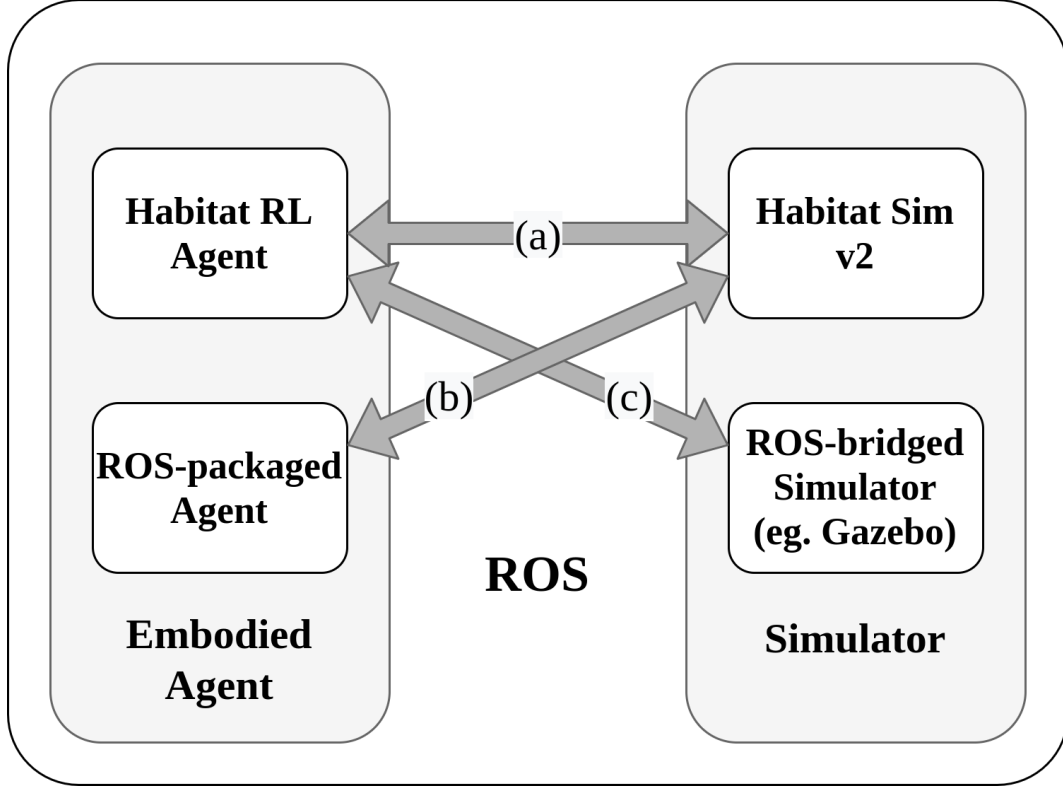


Figure 1: High-level overview of `ros_x_habitat`'s architecture. The arrows represent communications between an agent and a simulator. Operating mode (a), (b) and (c) are detailed in Section 3.2.

ROS ecosystem. Figure 1 shows a simplified view of the interface's architecture. The interface makes the following contributions to the robotics community:

- It allows AI Habitat's RL agents to be evaluated in ROS, so RL agent developers can take advantage of ROS' rich set of tools and community support, as well as Gazebo's ability to let users author 3D assets and customary testing scenes. Although not demonstrated here, this bridge to ROS dramatically shortens the path to embodying the Habitat agents in a physical robot.
- It allows classical embodied agents implemented in ROS packages (such as [dwa, mov]) to access the state-of-the-art simulator from AI Habitat (now with physics!). Thus researchers can evaluate the classical agents in a more photorealistic environment with higher simulation speed.

Although not use cases for the interface, in this paper we also demonstrate that:

- Connecting a Habitat agent to Habitat Sim through ROS does not change navigation performance and has modest effect on execution speed when compared to the standard direct connection in the AI Habitat codebase.
- The performance of a Habitat agent trained in a simulation environment without physics degrades only slightly when physics is turned on.

2 Related Work

Based on the objectives of our work, we review previous work in four relevant areas of research: 1. embodied agents, 2. robotic middleware, 3. simulators for robotics, and 4. datasets for either training and evaluation of learning-based embodied agents or for evaluating classical embodied agents in general. From the existing work, we show the robotics community's dire need to 1. bridge learning-based embodied agents with Gazebo or other ROS-bridged simulators; 2. bridge classical ROS-based planners with state-of-the-art robotic simulators that offer greater level of photorealism; 3. evaluate embodied agents' performance in a continuous action space to leverage simulators' physics simulation capability.

2.1 Embodied Agents

We consider two categories of embodied agents commonly used to complete PointGoal navigation tasks: Classical robotics approaches and learning-based.

Most commonly deployed classical embodied agents do navigation in two phases: Construct a map of the environment using, for example, a SLAM algorithm (such as [Labbé and Michaud, 2019, Kohlbrecher et al., 2014, orb, 2017]), then use the map to plan out a path to the goal position (such as [mov, dwa]). While many packages following this approach are available in ROS, most recent photorealistic, physics-capable simulators (see Section 2.2) do not interface to ROS and so evaluating classical agents in those simulators is difficult.

So-called “end-to-end” learning-based agents use a neural network to produce a sequence of actions directly from visual observations and/or localization data without relying on prior maps [Savva et al., 2019, Tai et al., 2017, Datta et al., 2020]. Another popular approach is to combine learning-based agents with classical mapping-then-planning [Brunner et al., 2018, Chaplot et al., 2020]. But none of these frameworks connect directly to ROS.

Although not fundamental to their designs, a common distinction between classical and RL agents is that the former operate in a continuous action space while the latter are often trained to produce discrete actions. Continuous action spaces are more representative of how physical robots actuate [Masson et al., 2016], but training for these spaces has higher computational cost [Marchesini and Farinelli, 2020]. As an example, Habitat’s default PointGoal navigation agents have an action space consisting of four actions [Savva et al., 2019]: `move_forward`, `turn_left`, `turn_right`, and `stop`. To simulate these actions, Habitat Sim teleports the robot from one state to another without taking account of interactions between the agent and other objects at intermediate states. It is certainly possible to map from discrete to continuous actions, but it is not clear a priori that embodying a discrete agent into a continuous action space in this manner will produce good results.

2.2 Simulators

Simulators are powerful tools for early stage development, training and testing of embodied agents before deploying them in the real world. In the past, simulators were judged on the dimension of their environment (2D or 3D), realism of sensing and actuation, usability, and OS support [Staranowicz and Mariottini, 2011], but the exploding interest in RL agents, and particularly vision-based RL agents, has put a premium on simulation speed and photorealism.

Some popular examples of simulators include Gazebo [Koenig and Howard, 2004], Unity [Juliani et al., 2018], and Nvidia’s Isaac Sim [Monteiro et al., 2019]. Gazebo has a large user community and lots of community-shared pre-built assets, but lacks photorealism and high simulation speed. Unity is a powerful game engine, and the Unity ML-Agents Toolkit available to researchers provides simulation environments suitable for embodied agents [Juliani et al., 2018]. But the toolkit does not provide photorealistic simulation spaces by default and lacks compatibility with off-the-shelf 3D datasets such as Replica [Straub et al., 2019] or Matterport3D [Chang et al., 2017]. Isaac Sim shows great promise in terms of configurability and photorealism, but is not currently open-source or free of charge. The recently released Sapien [Xiang et al., 2020] platform offers a photorealistic and physics-rich simulated environment, but currently provides limited support for tasks other than motion planning.

In this paper we explore the use of Habitat Sim v2 from the AI Habitat platform [Szot et al., 2021] for several reasons:

- Faster simulation speed. This feature is particularly useful for RL agents, since agent performance may continue to improve even after many millions of training steps.
- Photorealistic rendering of scanned spaces. Habitat Sim can render photorealistic scenes (including depth maps) from datasets such as Replica [Straub et al., 2019] and Matterport3D [Chang et al., 2017]. Training and testing embodied agents in photorealistic scenes can help to reduce the *sim2real* gap.
- Simulation of many different tasks. We focus here on PointGoal navigation [Savva et al., 2019], but object picking has also been demonstrated [Szot et al., 2021].

2.3 Robotics Middleware

Robotics middleware is an abstraction layer that resides between the robotics software and the operating system (which is itself abstracting the underlying hardware) [Elkady and Sobh, 2012]. Middleware provides standardized APIs to sensors, actuators, and communication; design modularity; and portability [Elkady and Sobh, 2012].

There have been a variety of robotics middleware systems over the years (for example, see [Kramer and Scheutz, 2007]) each with its own strengths and limitations. For example, while Microsoft RDS supports multiple programming languages, it runs only on the Windows OS [Hentout et al., 2016a]. OROCOS offers its own optimized run-time



Figure 2: Images extracted from two of the 18 scenes from the Matterport3D test set. (a): Scene with ID 2t7WUuJeko7; (b): Scene with ID Rpmz2sHmrrY.

environment for real-time applications, but it does not have a graphical environment for drag-and-drop development nor a simulation environment [Hentout et al., 2016a].

ROS (Robot Operating System) is a popular robotics middleware introduced in 2007 [Quigley et al., 2009]. Among its features: 1. it is free and open-source, 2. it promotes modular and robust designs by breaking implementations into communicating nodes and services that run independently, and 3. the huge user community has generated thousands of ready-to-use packages, including drivers for all common robotics hardware [Quigley et al., 2009, Hentout et al., 2016b, Magyar et al., 2015].

Given the popularity of ROS, it should come as no surprise that others have sought to build an interface between an embodied AI platform and the ROS ecosystem. Zamora et al. [Zamora et al., 2016] used ROS as a bridge between OpenAI Gym and Gazebo, but did not consider other simulation environments which could provide more photorealism. PyRobot is a lightweight, high-level interface on top of ROS that provides a consistent set of hardware-independent mid-level APIs to control different robots [Murali et al., 2019]; Habitat-PyRobot Bridge (HaPy) further [Kadian et al., 2020] provides integration between Habitat agents and PyRobot. However, the HaPy-PyRobot combination suffers from four limitations: 1. tight coupling with the LoCoBot platform and its simulation asset; 2. tight coupling with Habitat Sim; 3. unable to support physics-based simulation from Habitat Sim v2; 4. unable to support direct connection between classical agents with Habitat Sim.

2.4 Datasets

Unlike Gazebo—in which users have to author their own 3D assets and scenes—Habitat Sim can ingest 3D scenes from off-the-shelf datasets. The Habitat framework’s modular design [Savva et al., 2019, Szot et al., 2021] offers easy access to many photorealistic 3D scene datasets, including Matterport3D [Chang et al., 2017], Gibson [Xia et al., 2018], Replica [Straub et al., 2019] and ReplicaCAD [Szot et al., 2021]. For this paper we use the Matterport3D dataset. It is a diverse and visually realistic 3D indoor space dataset, and it also offers large amount of training space for a variety of supervised and self-supervised computer vision tasks. We chose it for two main reasons: 1. Original Habitat RL agents were trained in its training set. Choosing this dataset leads to meaningful benchmarking. 2. Its test set is publicly available. The test set contains 18 scenes and a total of 1008 PointGoal navigation episodes [Savva et al., 2019]. We show some example images from this data set in Figure 2.

Ingesting the datasets mentioned above into Gazebo is not practical, so we used the `turtlebot3_house` scene from the `turtlebot3_gazebo` package [tur] to show that we can run a Habitat agent against a Gazebo simulation.

3 Design

3.1 Requirements

Based upon the needs from the robotics community, we established four requirements which guided our design of the `ros_x_habitat` interface. The interface should allow users to:

- Evaluate Habitat’s learning-based agents inside Habitat Sim but through the ROS middleware with minimal performance impact. Section 4 reports a number of experiments designed to gauge the effects of the ROS middleware on the performance of the Habitat platform components.
- Deploy ROS-based planners to navigate within Habitat Sim, thus allowing researchers to test planners on a huge variety of photorealistic 3D scenes. Section 5 demonstrates that this combination is feasible using the Matterport 3D dataset.
- Evaluate Habitat agents in other simulation environments with ROS bridges or on physical hardware. Section 6 demonstrates this capability in Gazebo, and once we know that this combination works the jump to other simulators or a real robot is much less daunting.
- Leverage Habitat Sim v2’s full physics-based simulation capability to provide a more realistic environment. Sections 4 and 5 demonstrate success on this requirement.

3.2 Architecture

Figure 3 shows the communication between ROS nodes and topics under each operating mode:

- (a) A Habitat agent navigates in a Habitat Sim-rendered scene, with or without physics, through ROS.
- (b) A ROS-based planner (`move_base [mov]` in our case) navigates in a Habitat Sim-rendered scene (with physics). Note that we convert depth observations from Habitat to laser scan readings [`dep`] before feeding them to the planner.
- (c) A Habitat agent navigates in a Gazebo-rendered scene. Similar translation topics are used when a Habitat agent navigates in a Habitat Sim-rendered scene with physics, and would be used to interface a Habitat agent to an alternative ROS-bridged simulator or a physical robot.

4 Navigation of Habitat Agents in Habitat Sim

A ROS bridge for the Habitat platform would be ineffective if it significantly degrades the performance of the Habitat components or it cannot use the new physics simulation capabilities of Habitat v2.

4.1 Research Questions

In order to explore the concerns raised by the statement above, we formulate two research questions:

1. **(RQ1) Given a Habitat navigation agent that was trained in Habitat Sim without physics, how effective is it when physics is turned on?** Having a Habitat agent’s discrete actions converted to a sequence of velocity commands allows us to leverage Habitat Sim’s physics engine to simulate the actuation process in a more realistic fashion. We would like to measure how much of an impact physics has on navigation performance and execution speed.
2. **(RQ2) Does the ROS middleware impair navigation performance or introduce excessive run-time overheads?** First, we would like to verify that adding the ROS interface does not alter a Habitat agent’s navigation performance within Habitat Sim. Second, we would like to measure how much ROS overhead impacts execution speed.

Note that these research questions and the experiments performed in this section are not an expected use case for `ros_x_habitat`; after all, running a Habitat agent in Habitat Sim is precisely what AI Habitat is already designed to do. The expected use cases for robotics researchers of `ros_x_habitat` are demonstrated in Sections 5 and 6.

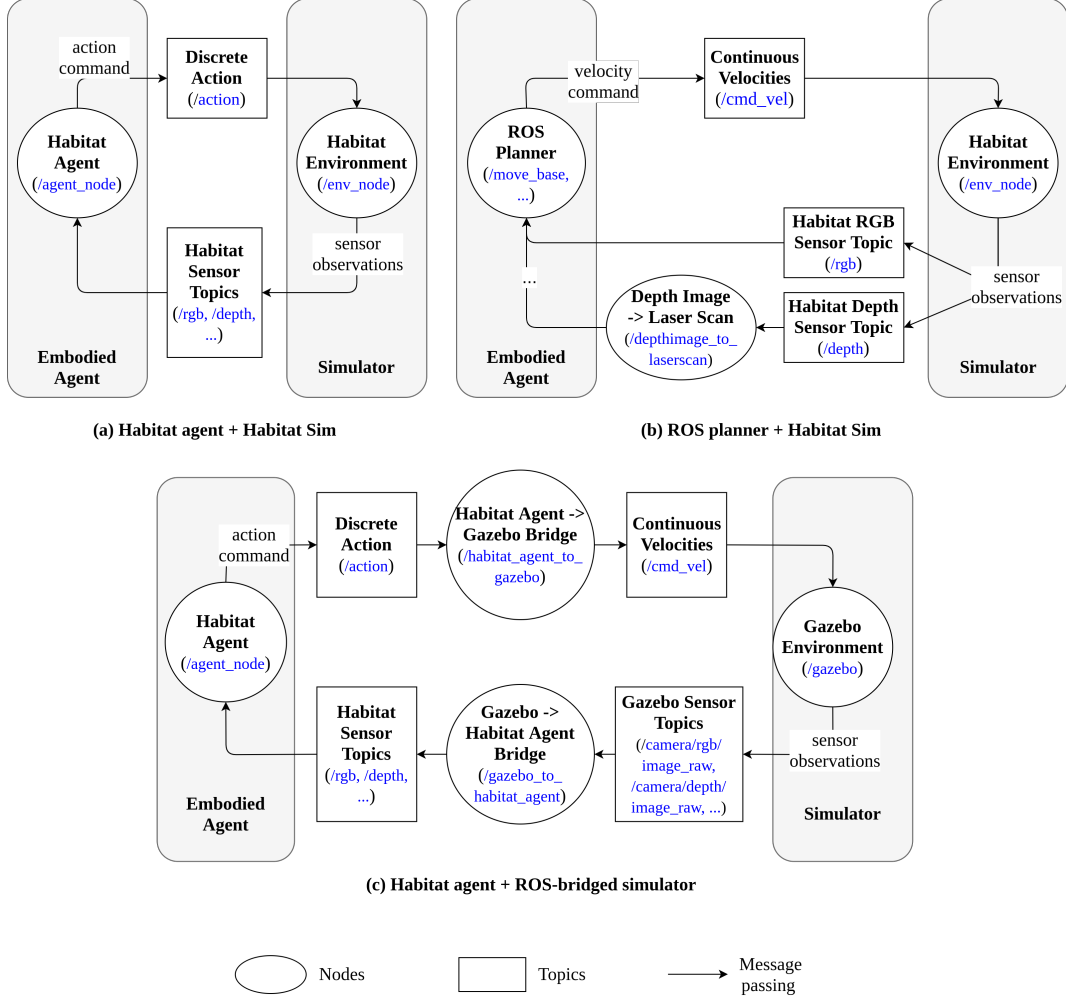


Figure 3: `ros_x_habitat`'s architecture under each of the three operating modes. For simplicity, we omitted nodes, topics and services not being the gist of the interface's operation— eg. map topics and nodes under operating mode (b).

4.2 Methodology

To explore our research questions, we evaluate the Habitat v2 RGBD agent [Szot et al., 2021] on the PointGoal navigation task (in which the agent navigates from an initial position to a goal position [Savva et al., 2019]) over 1,008 episodes (an instance of the task) from the Matterport3D test set [Chang et al., 2017]. An episode ends after the agent issues the STOP command or the agent has taken 500 steps.

4.2.1 Evaluation Metrics

We employ the Success Weighted by Path Length (`sp1`) metric to evaluate the RGBD agent's navigation performance in each episode [Savva et al., 2019, Szot et al., 2021]. This metric lies in the range $[0, 1]$ and measures the length of the traversed path relative to the shortest path from the source to the destination. An `sp1` closer to 1 implies a shorter path and thus better performance.

To capture our interface's impact on execution speed we implement a set of timing measurements:

- Per-step agent time (`agent_time`): Given sensor data as input, the CPU time used by a Habitat agent to produce an action.
- Per-step simulation time (`sim_time`): Given an action from the agent as input, the CPU time used by Habitat Sim to update the world.

Table 1: Habitat Sim with vs. without Physics.

	Agent’s Geometry	Agent’s Physical Properties	Simulation of Motion
Simulation without physics	A cylinder 0.1m in radius, 1.5m in height	Friction coefficient is undefined; mass defined but not used for simulation	World state advances by one <i>action step</i> for each discrete action simulated; for each action the agent is translated or rotated instantaneously; no forces simulated.
Physics-based simulation	Defined by the 3D asset attached to agent’s scene node	Friction coefficient is defined; mass is defined and used to compute dynamics	World state advances by one <i>continuous step</i> for each velocity command; forces fully simulated.

- **Total running time (`running_time`):** The total wall clock time of evaluating an agent’s navigation over all 1,008 episodes. This metric not only accounts for the agent’s action time and the simulator’s step time but also all of the computational overheads, such as initialization and inter-process communication.

4.2.2 Experiment Configurations

We conducted our experiments on four configurations in order to independently observe the impact of introducing physics-based simulation and adding ROS.

1. **-Physics & -ROS.** We have the Habitat RGBD agent actuate in its default, discrete action space without using the ROS middleware, and we run Habitat Sim without physics turned on. This setting is the configuration in which the agent was trained, and serves as a baseline for our experiment.
2. **+Physics & -ROS.** We enable physics-based simulation, but do not use ROS. We explain what the physics-based simulation entails in Section 4.2.3.
3. **-Physics & +ROS.** The Habitat RGBD agent communicates with Habitat Sim through the ROS interface, as shown in Figure 3 (a). The agent still navigates using its discrete action space, and the simulation is run without physics.
4. **+Physics & +ROS.** The combination of the previous two settings.

4.2.3 Physics-based Simulation and Mapping from Discrete to Continuous Action Space

What do we mean by physics-based simulation exactly in the context of Habitat Sim? Table 1 summarizes how Habitat Sim operates with and without physics, where:

- The 3D asset we attached to our agent is the LoCoBot model provided in Habitat Sim’s code base [Savva et al., 2019].
- An *action step* is defined as one update of a non-physics-simulated world’s state due to the agent completing an action.
- A *continuous step* is defined as the advancement of a physics-simulated world’s state over a predefined time period ($\frac{1}{60}$ second in our experiments).

Since the simulated robot in the physics-based simulation expects velocity inputs, we convert the RGBD agent’s discrete actions into a sequence of velocity commands using Algorithm 1, where

- *control_period* is a user-supplied parameter and defines the time in seconds it takes an agent to complete an action (set to 1 in our experiments);
- *steps_per_sec* defines the number of continuous steps Habitat Sim advances for each second of simulated time (set to 60 in our experiments); and
- the angular velocities are measured in degrees / second; the linear velocities are measured in meters / second.

4.2.4 The Problem of Reproducibility

Given sensor observations as input, Habitat’s reinforcement learning agents use a neural network to generate an action; however, the action is chosen non-deterministically by default: The output action is sampled from the entire action

Algorithm 1 Convert a discrete action to a sequence of velocities, then simulate the action with physics.

Require: a discrete *action* as one of the following: `move_forward`, `turn_left`, or `turn_right`

```

1: initialize linear_velocity, angular_velocity as zero vectors
2: num_steps = control_period · steps_per_sec
3: if action == move_forward then
4:   linear_velocity = [0.25/control_period, 0, 0]
5: else if action == turn_left then
6:   angular_velocity = [0, 0, 10.0/control_period]
7: else if action == turn_right then
8:   angular_velocity = [0, 0, -10.0/control_period]
9: end if
10: for count_steps = 1, 2, ..., num_steps do
11:   env.step_physics((linear_velocity, angular_velocity))
12: end for

```

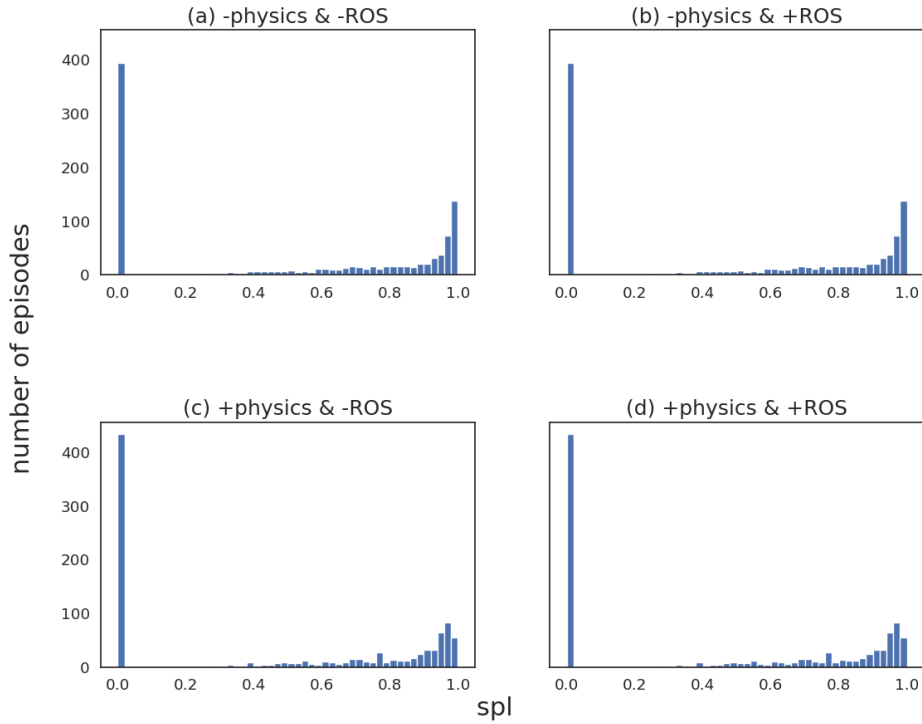


Figure 4: Distribution of `spl` under the four experimental configurations. Failed episodes have `spl` at 0.

space, with each action’s probability of being sampled equal to its confidence score from the last layer. Sampling is implemented with a standard pseudo-random number generator, so we can impose determinism and achieve reproducible results by fixing the random number generator’s initial seed.

In order to build confidence that the choice of initial seed does not impact experimental outcomes too significantly, we ran the `-Physics & -ROS` configuration (the fastest, since it does not include physics or ROS) using ten randomly chosen seeds. The variability in navigation and timing metrics between seeds was dwarfed by the variability between scenarios, so for the remaining (slower) configurations we ran only a single seed.

4.3 Results and Analysis

In this section we present the results from our experiments, and we seek to answer the research questions posed in Section 4.1.

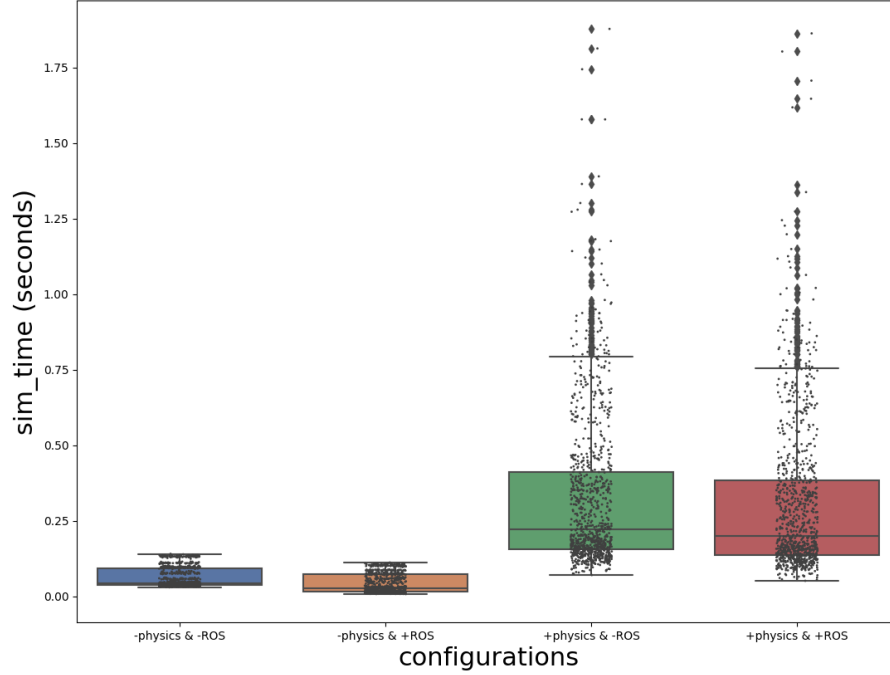


Figure 5: Distribution of per-step simulation time under the four experimental configurations. Each dot represents the result for a single episode. The box plot shows the boundaries between the quartiles.

(RQ 1) Given a Habitat navigation agent that was trained in Habitat Sim without physics, how effective is it when physics is turned on? Comparing subplots (a) and (c) in Figure 4 we can see the effect that enabling physics has on the distribution of `sp1` over the 1,008 episodes. We see that the number of failed episodes (those with `sp1 = 0.0`) increased (by 129) after we mapped actions to velocities and introduced physics-based simulation, but the average `sp1` only dropped slightly (from 0.495 to 0.455). After seeing these results, we visually examined the 129 episodes in which the agent navigated successfully in the discrete action space but failed in the continuous action space. Four causes of failure came to our attention:

- **Mesh cavity.** This term refers to empty regions in a Matterport3D scene in which mesh vertices and surfaces are undefined. Because the agent visits many more states when physics is turned on—it must traverse intermediate states during any motion, rather than just jumping to the final state—it is more likely that an agent will blunder into one of these cavities. We found 15/129 failed cases in which the agent walked into a mesh cavity and was not able to get out.
- **The robot is stuck.** By “stuck” we mean the agent is not able to move forward but remains within the scene; for example, trapped against the corner of a table. The majority of the episodes (80/129) failed for this reason. In some episodes the agent was stuck because the agent’s movement is constrained to two dimensions by our implementation of Algorithm 1: It was not able to climb stairs when `move_forward` is converted to a sequence of planar velocities. This problem does not manifest in the discrete/non-physics mode; it appears that the agent is automatically teleported to the correct height for whatever planar position it should occupy.
- The agent issued the `STOP` action at a distance close to the goal but slightly larger than 0.2m (9/129).
- The agent chose a poor path and was unable to achieve the goal within 500 steps (25/129).

Figures 5, 6 and 7 show timing results.

- The per-step simulation time increased significantly with physics enabled (see first and third box plots in Figure 5). The average increased by roughly a factor of five from 0.063 to 0.337 per (action) step. The increase

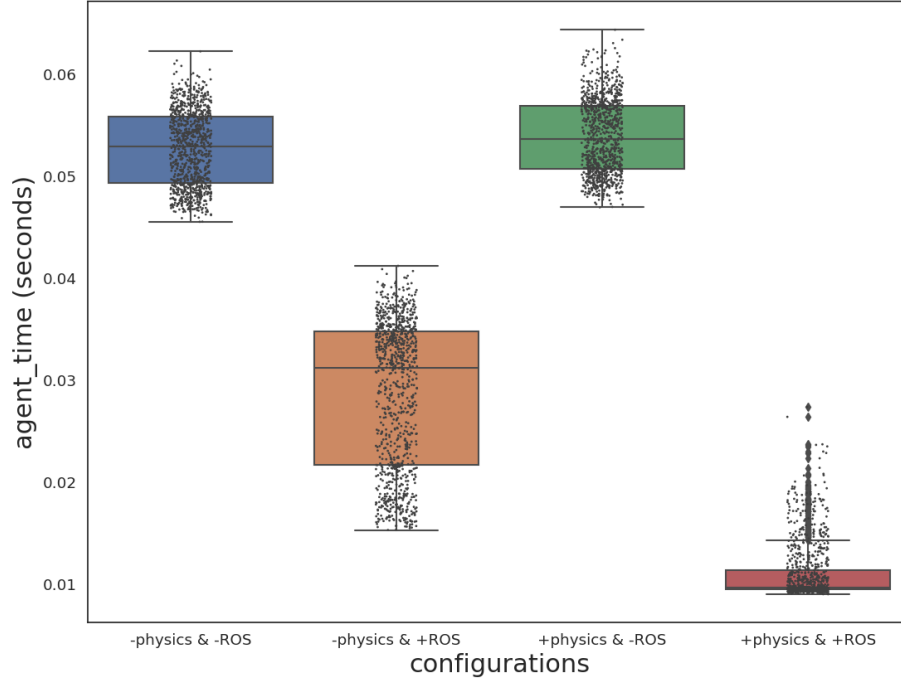


Figure 6: Distribution of per-step agent time under the four experimental configurations.

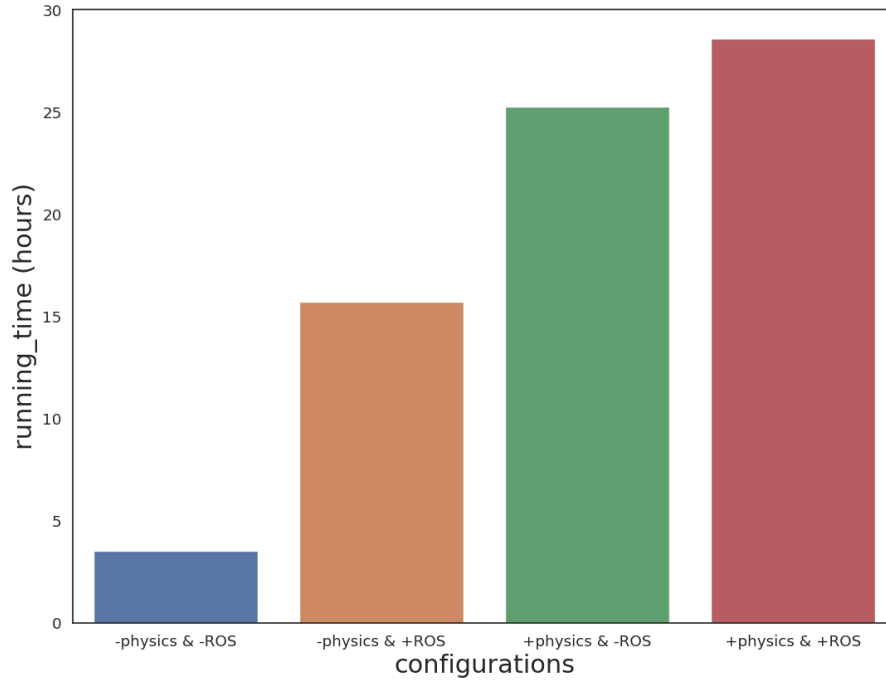


Figure 7: Total running time under the four experimental configurations for all 1008 episodes.

is due to the added computational cost incurred by Habitat Sim when a single discrete action is broken into *num_steps* (60 in this experiment) continuous steps when physics is enabled (see Algorithm 1).

- The per-step agent time has nearly identical distributions without or with physics-based simulation (see first and third box plots in Figure 6). The averages for these two configurations are 0.053 seconds and 0.054 seconds respectively.
- The total running time of +Physics & -ROS is about eight times that of -Physics & -ROS (see first and third bars of Figure 7). Aside from the increased per-step simulation time, extra time was required for simulator reset (to load and delete physics-based object assets and reconfigure the simulator).

Given the minor gap in navigation performance and the significantly longer run-times for the physics-based simulator, this experiment further bolsters the claim that training RL agents in discrete action space can be more cost effective [Marchesini and Farinelli, 2020], and the full physics need not be turned on until validation or even final testing.

(RQ 2) Does the ROS middleware impair navigation performance or introduce excessive run-time overheads?

In terms of navigation performance, once we removed non-determinism from the system we were able to show that the introduction of ROS did not affect navigation performance regardless of whether physics was enabled: Once ROS was introduced, each episode had the exact same number of steps and the SPL discrepancies were at the level of floating point round-off. Comparing the distributions in the left and right subplots of figure 4 shows the latter effect qualitatively.

Turning to execution time:

- Both per-step simulation time and per-step agent time dropped after we introduced ROS (see Figures 5 and 6), regardless of whether physics simulation was enabled or not. We are quite surprised by this outcome, as we did not anticipate that encapsulating either the agent or the simulator inside a ROS node would affect its execution time. Since encapsulation in ROS nodes changes the set of processes on the computer, we hypothesize that the difference may be due to changes in how the operating system is scheduling execution, although we have confirmed that all processes involved are executing at the same OS priority level.
- Figure 7 shows that the total running time increases by roughly five times from -Physics & -ROS to -Physics & +ROS, but only moderately from +Physics & -ROS to +Physics & +ROS. The increases in total running time are due to the overheads from inter-process communication between ROS nodes, as well as intra-process communication between threads running various service handlers and subscriber callbacks within each node.

5 Navigation of ROS-based Planners in Habitat Sim

For robotics researchers interested in designing and testing navigation algorithms— be they classical or RL-based— we believe that this configuration of `ros_x_habitat` will be most useful, as Habitat Sim provides a novel, high speed, photorealistic simulation environment in which to test such algorithms. In this section we do not intend to show the merits of a particular mapping, planning and navigation system, but simply that some standard packages from ROS can be easily and successfully connected to Habitat Sim.

First, we mapped two scenes from the Matterport3D dataset with `rtab_map_ros` [Labbe and Michaud, 2019]. Second, we attached the LoCoBot [Savva et al., 2019] asset to the agent in Habitat Sim, as we did to Habitat agents navigating in Habitat Sim with physics enabled. Finally, we manually set a goal position for the `move_base [mov]` planner. Figures 8 and 9 show the generated map (left) and ground-truth map (right) overlaid with the final agent position and sensor readings (left) and path (right) for the two scenes. The planner failed to reach the goal in Figure 8 but succeeded in Figure 9.

We observed during the simulations that the agent often had a hard time localizing itself, especially in cluttered regions. We expect that with some tuning of the mapping, planning and navigation algorithms’ parameters we could achieve better performance.

6 Navigation of Habitat Agents in Gazebo

For RL researchers interested in testing their agents on real robots, this configuration demonstrates the benefits of `ros_x_habitat`. Researchers familiar with ROS know that despite the significant sim2real gap in the Gazebo simulator, it can be a very effective first target during design and testing because it will expose whole classes of common design bugs, such as incorrectly typed or connected data flows, coordinate transform errors, and gross timing issues.

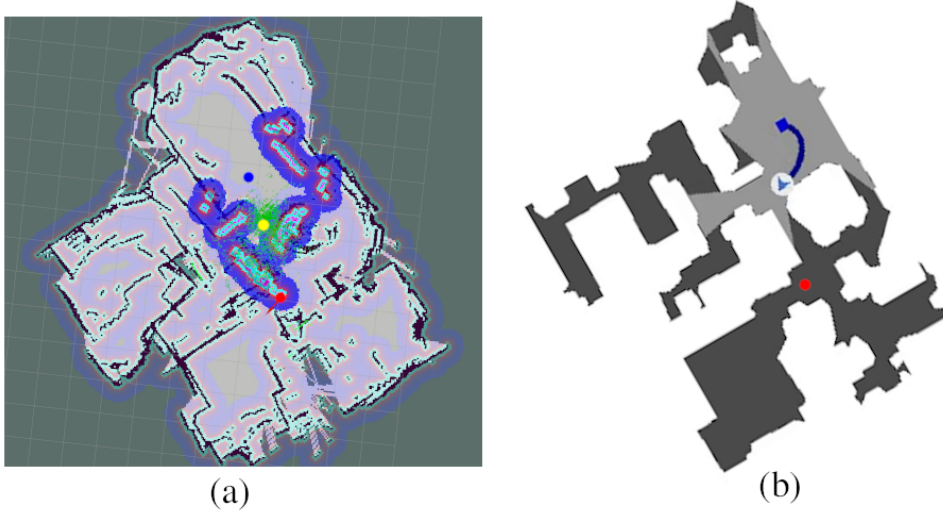


Figure 8: ROS-based planner `move_base` navigating in Matterport3D scene 2t7WUuJeko7 simulated by Habitat Sim. (a) The agent’s final position overlaid on top of the map build by `rtab_map_ros`. (b) Top-down map of the scene from Habitat Sim. The blue curve indicates the agent’s trajectory. The agent’s starting position is marked in blue; final position is marked in red.

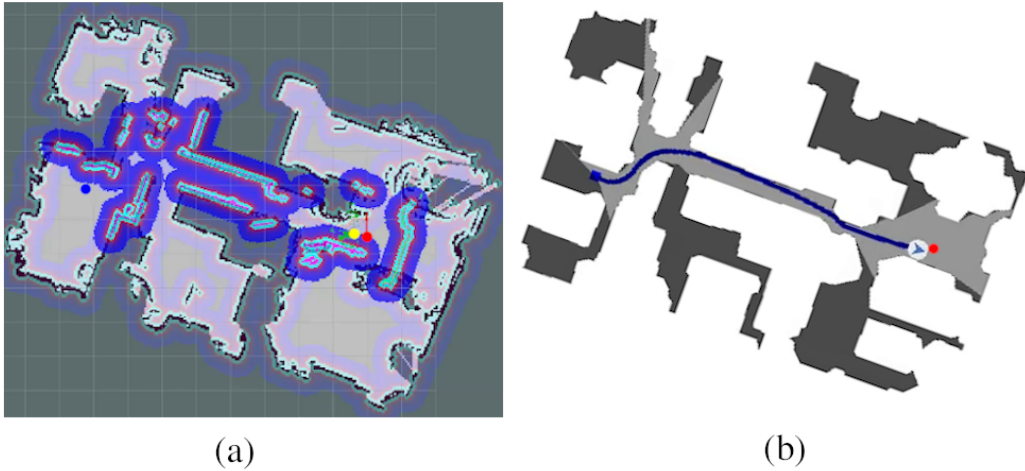


Figure 9: ROS-based planner `move_base` navigating in Matterport3D scene RPmz2sHmrrY simulated by Habitat Sim. (a) The agent’s final position and laser-scanned map. (b) Top-down map from Habitat Sim.

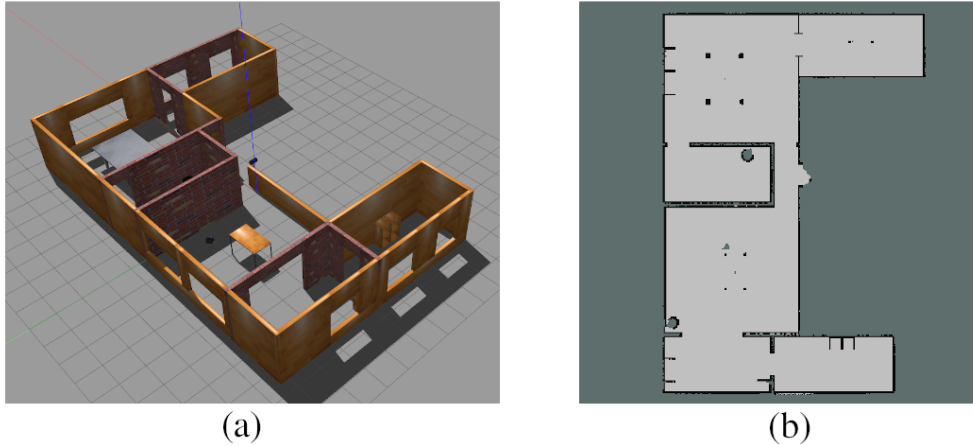


Figure 10: The House scene from ROS package `turtlebot3_gazebo`. a) a view of the scene in 3D; b) a map scanned from the scene using `hector_mapping` [Kohlbrecher et al., 2014].

In that vein, although we do not demonstrate a Habitat agent connected to a physical robot, by demonstrating a Habitat agent connected to Gazebo we show that `ros_x_habitat` can allow connection of Habitat agents to other simulation environments with ROS bridges, and that connection of a Habitat agent to a physical robot can be performed without the kinds of common design bugs mentioned above. Note that we do not expect the Habitat agent to perform particularly well in this Gazebo environment since it was trained in Habitat Sim with much richer visual and geometric environments.

We use the House scene from the `turtlebot3_gazebo` package [tur] (Figure 10) to build three navigation episodes of increasing path length as shown in Figure 11. Then we instantiate a Habitat v2 RGBD agent inside each episode, and let it navigate until it reaches the goal or has generated 500 actions. Since we only intend to show that this configuration works, we do not report quantitative metrics such as `spl` or `sim_time` for these episodes. We see that the agent succeeded in the two shorter of the three episodes, although in the middle episode the agent took a path much longer than needed.

7 Future Work

Our end goal for `ros_x_habitat` is to have it work with embodied agents trained for a multitude of tasks, as well as more kinds of simulators that have been well-received by the robotics community, such as Unity [Juliani et al., 2018] and Isaac Sim [Monteiro et al., 2019]. To this end, We consider the following work to be worth researching in the future:

1. Allowing `/agent_node` to encapsulate embodied agents for tasks other than navigation - for example, the agents trained for the Pick Task from [Szot et al., 2021].
2. Bridging Habitat agents with more simulators for access to a wider variety of 3D assets and scene datasets for training. Simulators such as Isaac Sim [Monteiro et al., 2019] can also offer state-of-the-art photorealistic and physically realistic environments. We would be interested in seeing Habitat agents being trained in such environments for better navigation performance.

8 Conclusion

We presented a software interface that bridges the AI Habitat platform with ROS middleware. Through this interface, researchers can benefit from easy-to-use and lightweight inter-process communication so that they can train/develop/test their embodied agents in both established simulators such as Gazebo or the state-of-the-art Habitat Sim. Moreover, we allow physics-based simulation through our interface. Using comprehensive metrics, we show that our interface introduces negligible impacts on the navigation performance of embodied agents in a discrete action space, and we show that if the agents are actuated in a continuous action space with physics-based simulation enabled, the run time overhead is still acceptable. Although we only include two simulator options in our current work, our design allows easy integration of additional robotics research platforms, including physical robots.

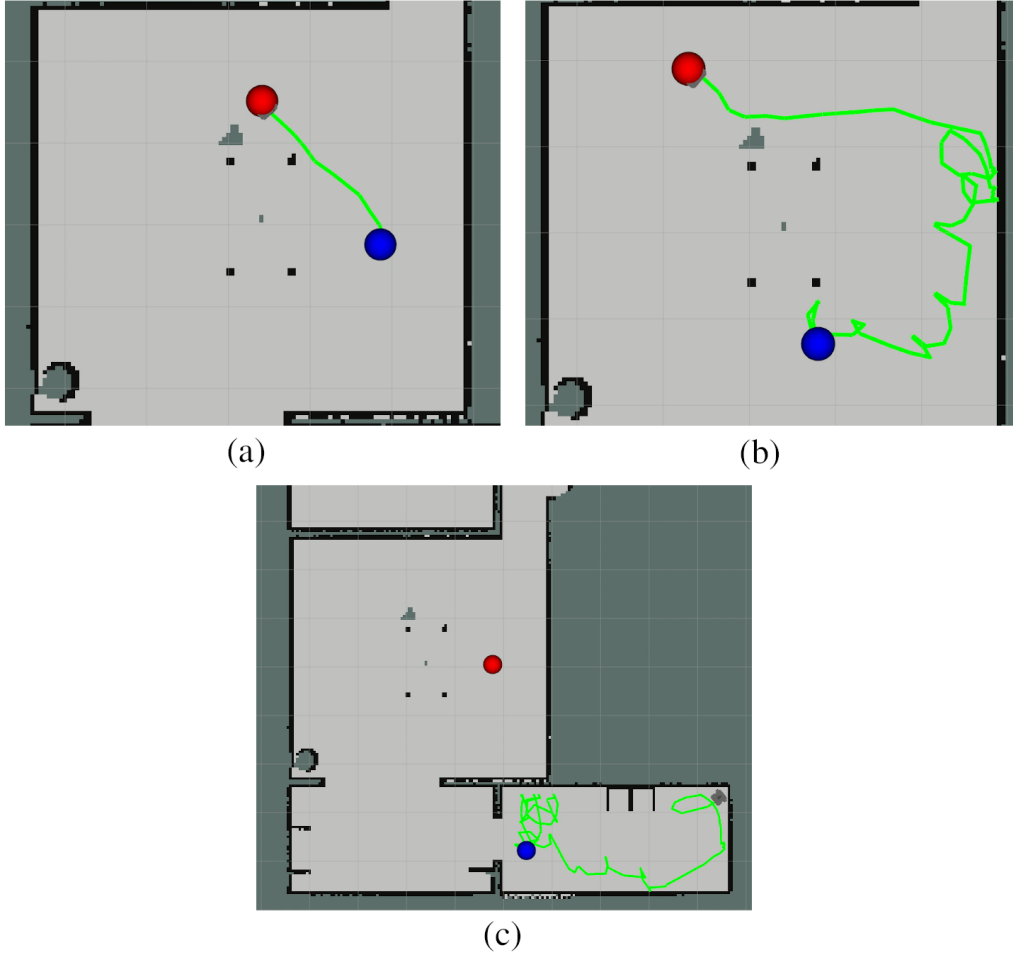


Figure 11: Maps showing the Habitat v2 RGBD agent navigating in three episodes. The blue spheres indicate the starting positions of each episode; the red spheres indicate the goal positions of each episode. The green curves represent paths traversed by the agent.

Acknowledgements

The authors would like to thank Bruce Cui from the Department of Mechanical Engineering at UBC for his initial work on `ros_x_habitat`, and the AI Habitat team from Facebook AI Research, including Prof. Dhruv Batra, Alex Clegg, Prof. Manolis Savva, and Erik Wijmans for their incredible support throughout our development of the interface.

References

- Harley Oliff, Ying Liu, Maneesh Kumar, Michael Williams, and Michael Ryan. Reinforcement learning for facilitating human-robot-interaction in manufacturing. *Journal of Manufacturing Systems*, 56:326–340, 2020.
- Kyle D Julian and Mykel J Kochenderfer. Distributed wildfire surveillance with autonomous aircraft using deep reinforcement learning. *Journal of Guidance, Control, and Dynamics*, 42(8):1768–1778, 2019.
- Greg Brockman, Vicki Cheung, Ludwig Pettersson, Jonas Schneider, John Schulman, Jie Tang, and Wojciech Zaremba. Openai gym. *arXiv preprint arXiv:1606.01540*, 2016.
- Arthur Juliani, Vincent-Pierre Berges, Esh Vckay, Yuan Gao, Hunter Henry, Marwan Mattar, and Danny Lange. Unity: A general platform for intelligent agents. *CoRR*, abs/1809.02627, 2018. URL <http://arxiv.org/abs/1809.02627>.

- Manolis Savva, Abhishek Kadian, Oleksandr Maksymets, Yili Zhao, Erik Wijmans, Bhavana Jain, Julian Straub, Jia Liu, Vladlen Koltun, Jitendra Malik, et al. Habitat: A platform for embodied ai research. In *Proceedings of the IEEE/CVF International Conference on Computer Vision*, pages 9339–9347, 2019.
- move_base - ros wiki. URL http://wiki.ros.org/move_base.
- dwa_local_planner - ros wiki. URL http://wiki.ros.org/dwa_local_planner.
- Zhen Liang, Zhongxuan Cai, Minglong Li, and Wenjing Yang. Parallel gym gazebo: a scalable parallel robot deep reinforcement learning platform. In *2019 IEEE 31st International Conference on Tools with Artificial Intelligence (ICTAI)*, pages 206–213, 2019. doi:10.1109/ICTAI.2019.00037.
- Mathieu Labbé and François Michaud. Rtab-map as an open-source lidar and visual simultaneous localization and mapping library for large-scale and long-term online operation. *Journal of Field Robotics*, 36(2):416–446, 2019. doi:<https://doi.org/10.1002/rob.21831>. URL <https://onlinelibrary.wiley.com/doi/abs/10.1002/rob.21831>.
- Stefan Kohlbrecher, Johannes Meyer, Thorsten Graber, Karen Petersen, Uwe Klingauf, and Oskar von Stryk. Hector open source modules for autonomous mapping and navigation with rescue robots. In Sven Behnke, Manuela Veloso, Arnoud Visser, and Rong Xiong, editors, *RoboCup 2013: Robot World Cup XVII*, pages 624–631, Berlin, Heidelberg, 2014. Springer Berlin Heidelberg. ISBN 978-3-662-44468-9.
- Orb-slam2: An open-source slam system for monocular, stereo, and rgb-d cameras. *IEEE Transactions on Robotics*, 33(5):1255–1262, 2017. doi:10.1109/TRO.2017.2705103.
- Lei Tai, Giuseppe Paolo, and Ming Liu. Virtual-to-real deep reinforcement learning: Continuous control of mobile robots for mapless navigation. In *2017 IEEE/RSJ International Conference on Intelligent Robots and Systems (IROS)*, pages 31–36. IEEE, 2017.
- Samyak Datta, Oleksandr Maksymets, Judy Hoffman, Stefan Lee, Dhruv Batra, and Devi Parikh. Integrating egocentric localization for more realistic point-goal navigation agents. *arXiv preprint arXiv:2009.03231*, 2020.
- Gino Brunner, Oliver Richter, Yuyi Wang, and Roger Wattenhofer. Teaching a machine to read maps with deep reinforcement learning. *Proceedings of the AAAI Conference on Artificial Intelligence*, 32(1), Apr. 2018. URL <https://ojs.aaai.org/index.php/AAAI/article/view/11645>.
- Devendra Singh Chaplot, Dhiraj Gandhi, Saurabh Gupta, Abhinav Gupta, and Ruslan Salakhutdinov. Learning to explore using active neural SLAM. *CoRR*, abs/2004.05155, 2020. URL <https://arxiv.org/abs/2004.05155>.
- Warwick Masson, Pravesh Ranchod, and George Konidaris. Reinforcement learning with parameterized actions. In *Thirtieth AAAI Conference on Artificial Intelligence*, 2016.
- Enrico Marchesini and Alessandro Farinelli. Discrete deep reinforcement learning for mapless navigation. In *2020 IEEE International Conference on Robotics and Automation (ICRA)*, pages 10688–10694, 2020. doi:10.1109/ICRA40945.2020.9196739.
- Aaron Staranowicz and Gian Luca Mariottini. A survey and comparison of commercial and open-source robotic simulator software. In *Proceedings of the 4th International Conference on Pervasive Technologies Related to Assistive Environments*, PETRA ’11, New York, NY, USA, 2011. Association for Computing Machinery. ISBN 9781450307727. doi:10.1145/2141622.2141689. URL <https://doi.org/10.1145/2141622.2141689>.
- N. Koenig and A. Howard. Design and use paradigms for gazebo, an open-source multi-robot simulator. In *2004 IEEE/RSJ International Conference on Intelligent Robots and Systems (IROS) (IEEE Cat. No.04CH37566)*, volume 3, pages 2149–2154 vol.3, 2004. doi:10.1109/IROS.2004.1389727.
- Filipe Monteiro, André Luiz Vieira e Silva, João Marcelo Teixeira, and Veronica Teichrieb. Simulating real robots in virtual environments using nvidia’s isaac sdk. pages 47–48, 10 2019. doi:10.5753/svr_estendido.2019.8471.
- Julian Straub, Thomas Whelan, Lingni Ma, Yufan Chen, Erik Wijmans, Simon Green, Jakob J Engel, Raul Mur-Artal, Carl Ren, Shobhit Verma, et al. The replica dataset: A digital replica of indoor spaces. *arXiv preprint arXiv:1906.05797*, 2019.
- Angel Chang, Angela Dai, Thomas Funkhouser, Maciej Halber, Matthias Niessner, Manolis Savva, Shuran Song, Andy Zeng, and Yinda Zhang. Matterport3d: Learning from rgb-d data in indoor environments. *arXiv preprint arXiv:1709.06158*, 2017.
- Fanbo Xiang, Yuzhe Qin, Kaichun Mo, Yikuan Xia, Hao Zhu, Fangchen Liu, Minghua Liu, Hanxiao Jiang, Yifu Yuan, He Wang, et al. Sapien: A simulated part-based interactive environment. In *Proceedings of the IEEE/CVF Conference on Computer Vision and Pattern Recognition*, pages 11097–11107, 2020.

- Andrew Szot, Alex Clegg, Eric Undersander, Erik Wijmans, Yili Zhao, John Turner, Noah Maestre, Mustafa Mukadam, Devendra Chaplot, Oleksandr Maksymets, et al. Habitat 2.0: Training home assistants to rearrange their habitat. *arXiv preprint arXiv:2106.14405*, 2021.
- Ayssam Elkady and Tarek Sobh. Robotics middleware: A comprehensive literature survey and attribute-based bibliography. *Journal of Robotics*, 2012, 05 2012. doi:10.1155/2012/959013.
- James Kramer and Matthias Scheutz. Development environments for autonomous mobile robots: A survey. *Auton. Robots*, 22:101–132, 02 2007. doi:10.1007/s10514-006-9013-8.
- Abdelfetah Hentout, Abderraouf Maoudj, and Brahim Bouzouia. A survey of development frameworks for robotics. In *2016 8th International Conference on Modelling, Identification and Control (ICMIC)*, pages 67–72, 2016a. doi:10.1109/ICMIC.2016.7804217.
- Morgan Quigley, Ken Conley, Brian Gerkey, Josh Faust, Tully Foote, Jeremy Leibs, Rob Wheeler, and Andrew Ng. Ros: an open-source robot operating system. volume 3, 01 2009.
- Abdelfetah Hentout, Abderraouf Maoudj, and Brahim Bouzouia. A survey of development frameworks for robotics. In *2016 8th International Conference on Modelling, Identification and Control (ICMIC)*, pages 67–72, 2016b. doi:10.1109/ICMIC.2016.7804217.
- Gergely Magyar, Peter Sincak, and Zoltán Krizsán. Comparison study of robotic middleware for robotic applications. *Advances in Intelligent Systems and Computing*, 316:121–128, 01 2015. doi:10.1007/978-3-319-10783-7_13.
- Iker Zamora, Nestor Gonzalez Lopez, Victor Mayoral Vilches, and Alejandro Hernández Cordero. Extending the openai gym for robotics: a toolkit for reinforcement learning using ROS and gazebo. *CoRR*, abs/1608.05742, 2016. URL <http://arxiv.org/abs/1608.05742>.
- Adithyavairavan Murali, Tao Chen, Kalyan Vasudev Alwala, Dhiraj Gandhi, Lerrel Pinto, Saurabh Gupta, and Abhinav Gupta. Pyrobot: An open-source robotics framework for research and benchmarking. *CoRR*, abs/1906.08236, 2019. URL <http://arxiv.org/abs/1906.08236>.
- Abhishek Kadian, Joanne Truong, Aaron Gokaslan, Alexander Clegg, Erik Wijmans, Stefan Lee, Manolis Savva, Sonia Chernova, and Dhruv Batra. Sim2real predictivity: Does evaluation in simulation predict real-world performance. *IEEE Robotics and Automation Letters*, PP:1–1, 08 2020. doi:10.1109/LRA.2020.3013848.
- Fei Xia, Amir R Zamir, Zhiyang He, Alexander Sax, Jitendra Malik, and Silvio Savarese. Gibson env: Real-world perception for embodied agents. In *Proceedings of the IEEE Conference on Computer Vision and Pattern Recognition*, pages 9068–9079, 2018.
- turtlebot3_gazebo - ros wiki. URL http://wiki.ros.org/turtlebot3_gazebo.
- depthimage_to_laserscan - ros wiki. URL http://wiki.ros.org/depthimage_to_laserscan.