

Distract Your Attention: Multi-head Cross Attention Network for Facial Expression Recognition

Zhengyao Wen, Wenzhong Lin, Tao Wang*, Ge Xu*
Minjiang University, China

Abstract

We present a novel facial expression recognition network, called Distract your Attention Network (DAN). Our method is based on two key observations. Firstly, multiple classes share inherently similar underlying facial appearance, and their differences could be subtle. Secondly, facial expressions exhibit themselves through multiple facial regions simultaneously, and the recognition requires a holistic approach by encoding high-order interactions among local features. To address these issues, we propose our DAN with three key components: Feature Clustering Network (FCN), Multi-head cross Attention Network (MAN), and Attention Fusion Network (AFN). The FCN extracts robust features by adopting a large-margin learning objective to maximize class separability. In addition, the MAN instantiates a number of attention heads to simultaneously attend to multiple facial areas and build attention maps on these regions. Further, the AFN distracts these attentions to multiple locations before fusing the attention maps to a comprehensive one. Extensive experiments on three public datasets (including AffectNet, RAF-DB, and SFEW 2.0) verified that the proposed method consistently achieves state-of-the-art facial expression recognition performance. Code will be made available at: <https://github.com/yaoling/DAN>.

1. Introduction

Facial expressions are direct and fundamental social signals in human communication [7, 15]. Along with other gestures, they convey important emotional cues that are non-verbal in interpersonal relations. More importantly, vision-based facial expression recognition has become a powerful sentiment analysis tool in a wide spectrum of practical applications. For example, counseling psychologists assess a patient's condition and take treatment plans by constantly observing facial expressions [18]. In retail sales, a customer's facial expressions data are used to determine

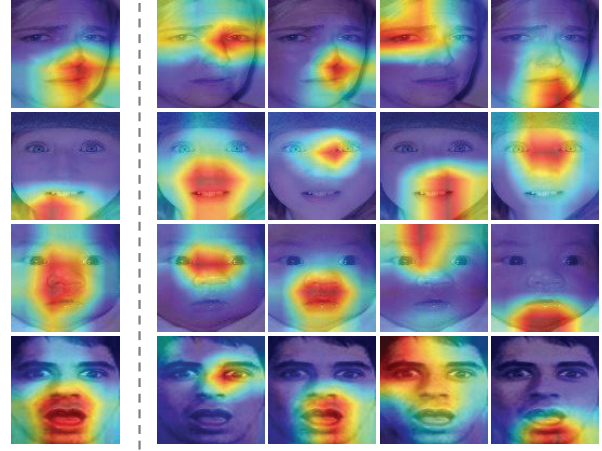


Figure 1. Comparing the Grad CAM++ visualization of a single attention head model and our proposed DAN on the RAF-DB test set. The first column is obtained with DACL [16], and the rest of the columns are generated by four attention heads from the proposed DAN model. Our method explicitly learns to attend to multiple local image regions for facial expression recognition.

whether a human sales assistant is needed [39]. Other significant application areas include social robots, e-learning, and facial expression synthesis.

Facial expression recognition (FER) is a technology that uses computers to recognize facial expressions automatically. As this research area matures, a number of large-scale facial expression datasets have emerged. In an early seminal work [14], six prototypical emotional displays are postulated: angry (AN), disgust (DI), fear (FE), happy (HA), sad (SA), and surprise (SU), which are often referred to as *basic emotions* in the literature. Recent FER datasets regard neutral (NE) or contempt (CO) as additional expression categories, expanding the number of facial expression categories to seven or eight.

In contrast to generic image classification, there are strong common features among different categories of facial expressions. Indeed, multiple expressions share the in-

*Corresponding authors. E-mail: taowang2600@gmail.com (T.W.), xuge@pku.edu.cn (G.X.).

herently similar underlying facial appearance and their differences could be less distinguishable. A common strategy to address this issue involves adopting a variant of the center loss [46]. In this work, we propose a Feature Clustering Network (FCN) that includes a simple and straightforward extension to the center loss, and it works well to optimize both intra-class and inter-class variations. Unlike existing methods [2, 16, 30], our method does not involve additional computations other than the variation of the cluster centers, and no additional hyper-parameters are needed.

In addition, one unique aspect of FER lies in the delicate contention between capturing the subtle local variations and obtaining a unified holistic representation. To attend to local details, some recent studies focus on attention mechanisms [16, 19, 26], which achieve promising results. Nonetheless, as shown in Figure 1, it is difficult for a model with only a single attention head to concentrate on various parts of the face at the same time. In fact, we believe that facial expression is simultaneously manifested in multiple parts of the face such as eyebrows, eyes, nose, mouth, chin, etc. Therefore, we propose a Multi-head cross Attention Network (MAN) that instantiate a number of attention heads to attend to multiple facial areas. Our attention module implements both spatial and channel attentions, which allows for capturing higher order interactions among local features while maintaining a manageable computational budget. Furthermore, we propose an Attention Fusion Network (AFN) that ensures attention are drawn to multiple locations before we fuse the attention maps to a comprehensive one.

More specifically, we present a novel facial expression recognition network, called Distract your Attention Network (DAN). Our method implements multiple cross attention heads and makes sure that they capture useful aspects of the facial expressions without overlapping. Concretely, we propose three sub-networks including a Feature Clustering Network (FCN), a Multi-head cross Attention Network (MAN) and an Attention Fusion Network (AFN). We first extract and cluster our backbone feature embedding with FCN, where an affinity loss is applied to increase the inter-class distances while decreasing the intra-class distances. After that, an MAN is built to attend to multiple facial regions concurrently, where multiple cross attention heads that each include a spatial attention unit and a channel attention unit are adopted. Finally, the attention maps are fed to an AFN to output class scores. Specifically, we design a partition loss in AFN to force attention maps from the MAN to focus on different facial locations. As shown in Figure 1, a single attention module could only concentrate on one coarser image region, missing other important facial locations. On the contrary, our proposed DAN manages to capture several vital facial regions simultaneously.

The main contributions of our work are summarized as

follows:

- We demonstrate that a single attention module cannot sufficiently capture all the subtle and complex appearance variations across different expressions. To address this issue, we propose MAN and AFN to capture multiple non-overlapping local attentions and fuse them to encode higher order interactions among local features.
- To maximize class separability, we propose a simple yet effective feature clustering strategy in FCN to simultaneously optimize intra-class variations and inter-class margins. This provides us with high quality backbone features for subsequent representation learning.
- We extensively validate our DAN on standard FER datasets including AffectNet-8, AffectNet-7, RAF-DB and SFEW 2.0. Experimental results show that the proposed DAN method achieves accuracy in 62.09% on AffectNet-8, 65.69% on AffectNet-7, 89.70% on RAF-DB and 57.88% on SFEW 2.0 respectively, which are state-of-the-art facial expression recognition performance.

The rest of the paper is organized as follows. Section 2 review related literature in facial expression recognition with a particular focus on the attention mechanism and discriminative loss functions. Afterwards, Section 3 describe the proposed method in detail. Section 4 then presents the experimental evaluation results followed by closing remarks in Section 5.

2. Related work

Facial expression recognition is an image classification task to accurately identify the emotional state of humans. The earliest study on FER dates back to 1872, when Darwin first proposed the argument of consistency in expressions [7]. In 1971, Ekman and Friesen presented the six basic emotions [14]. Later, the first facial expression recognition system [35] was proposed in 1991, which was based on optical flow. After that, the FER system matures gradually and, in general, it can be divided into three sub-processes: face detection, feature extraction and expression classification [49]. Recently, FER systems are benefiting from the rapid development of deep learning, and a unified neural network can be used to perform both feature extraction and expression classification.

Attention mechanism. Attention mechanism plays an important role in visual perception [6, 37]. In particular, attention enables human beings to actively seek more valuable information in a complex scene. Recent years witnessed a plethora of studies attempting to introduce attention mechanisms into deep Convolutional Neural Network (CNN)

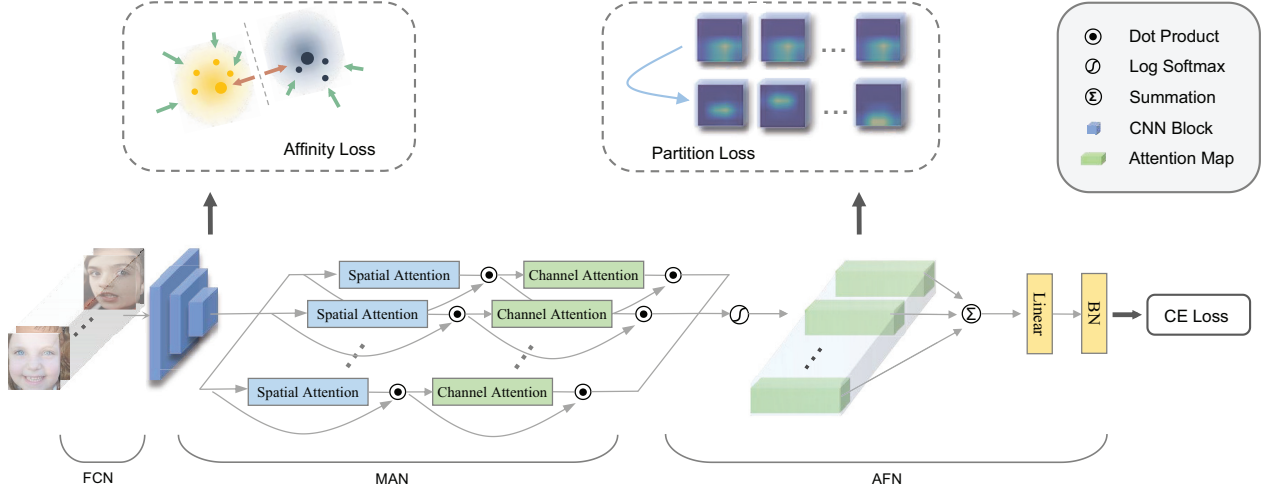


Figure 2. Overview of our proposed DAN. The method is composed of three sub-networks. The basic features are first extracted and clustered by a Feature Clustering Network (FCN), where a affinity loss is apply to enlarge the inter-class distance while decrease the intra-class distance. Next, a Multi-head cross Attention Network (MAN) is build to concern multiple facial regions concurrently by a series of spatial attention unit and a channel attention unit combinations. Finally, a Attention Fusion Network (AFN) partition the attention maps and output a class confidence.

with success. For example, [23] focus on the channel relationship of network features and propose a squeeze-and-excitation block to retain the most valuable channel information. [28] present a group-wise spatial attention module (SGE) where the spatial-wise features are divided into multiple groups to learn a potential spatial connection. By leveraging the complementary nature between channel-wise and spatial-wise features, [47] propose the Convolutional Block Attention Module (CBAM) that sequentially connects a channel attention and spatial attention to obtain rich attention features. Likewise, [20] use a position attention module and a channel attention module in parallel to share the local-wise and global-wise features for scene segmentation task. Inspired by these efforts, we design a cross attention head that sequentially cascades a spatial attention and a channel attention module.

Recently, some methods try to completely replace Recurrent Neural Networks (RNNs) and CNNs with monotonous attention modules, and achieved great results. For instance, [41] propose a simple network architecture called Transformer, which is based solely on a multi-head attention mechanism, dispensing with recurrence and convolutions entirely. In addition, [13, 34] introduce a pure attention mechanism based on Transformer with performance surpassing previous state-of-the-art methods.

There are a few papers that introduce the above progress into FER. For example, [50] apply region attention on the CNN backbone to enhance its power of capturing local information. [53] construct a bottom-up and top-down archi-

tecture to obtain low resolution attention features. However, only a single attention head is used in these papers which would generally lead to attention on a rough area of the face. In our work, however, multiple non-overlapping attention regions could be activated simultaneously to capture information from different local regions.

Discriminative loss. A discriminative loss function can strongly regulate the distribution of deep features. For example, [21] propose the contrastive loss, which is an efficient loss function that maximizes class separability. In detail, a general Euclidean metric is used for features from the same class, but for diverse classes, the loss values will get close to a maximum margin. In addition, [46] present the center loss to learn a center distribution of each class and penalizes the distances between deep features and their corresponding class centers. Differently, [31] propose to use an angle as a distance measure and introduce an angular softmax loss. This work is followed by a number of methods [8, 32, 43] that improve the angular loss function.

In recent years, several studies demonstrate that discriminative loss functions could be well adapted to the FER task. [17] combine the advantages of center loss and softmax loss and propose a DDA loss. Concretely, a center loss aggregates the features of the same class into a cluster, and a softmax loss separates the adjacent classes. Similarly, [2] introduce a cosine metric based on center loss to increase the inter-class distance for different categories. Furthermore, [16] propose an attentive center loss, which advocates learning a relationship of each class center for the center

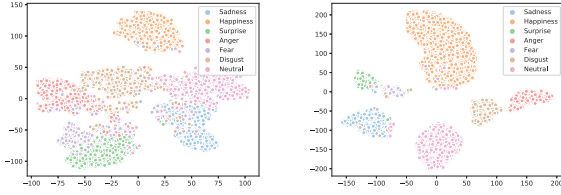


Figure 3. The t-SNE visualization of the outputs between partial FCN (without affinity loss) and complete FCN using the RAF-DB dataset, color-coded according to their cluster membership.

loss. However, all these loss functions bring in auxiliary parameters and computations. On the contrary, the affinity loss proposed in this paper is more simple and uses the internal relationship between class centers to increase the inter-class distance.

3. Method

In order to learn high quality attentive features, our DAN is divided into three components: Feature Clustering Network (FCN), Multi-head cross Attention Network (MAN) and Attention Fusion Network (AFN). Firstly, the FCN accepts a batch of face images and outputs a basic feature embedding with class discrimination abilities. Afterwards, the MAN is employed to capture several sectional facial expression regions. Then, these attention maps are explicitly trained to focus on different areas by the AFN. Finally, the AFN fuses the above attention maps and give a prediction for the expression category of input images.

Particularly, the presented MAN contains a series of lightweight but effective cross attention heads. A cross attention head composes of a spatial attention unit and a channel attention unit in sequential order. Distinctively, the spatial attention unit involves convolution kernels of various sizes. A channel attention unit is connected to the end of the spatial attention unit to reinforce the attention maps by simulating an encoder-decoder structure. Both the spatial attention and the channel attention units are integrated back into the input features. The overall process is shown in 2.

3.1. Feature Clustering Network (FCN)

Considering both performance and the number of parameters in our model, we employ a residual network as the backbone. As discussed earlier, different facial expressions may share the similar underlying facial appearance. Therefore, we propose a discriminative loss function, named affinity loss, to maximize the classes margin. Concretely, in each training step, we encourage features to move closer to the class center to which they belong. At the same time, we push centers of different classes apart in order to maintain good separability.

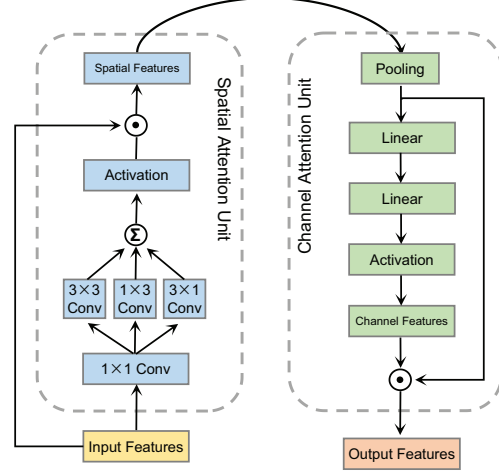


Figure 4. Structure of proposed cross attention head, which consists of a spatial attention unit and a channel attention unit.

More formally, suppose we have i -th input vector $x_i \in \mathcal{X}$ with a label $y_i \in \mathcal{Y}$ where \mathcal{X} is the input feature space and \mathcal{Y} is the label space. For the sake of simplicity, the output features of our backbone can be written as:

$$x'_i = \mathcal{F}_r(w_r, x_i) \quad (1)$$

where \mathcal{F}_r represents the backbone network and w_r denotes the network parameters of \mathcal{F}_r .

3.1.1 Affinity Loss.

Given class centers $c \in \mathcal{R}^{m \times d}$, which are randomly sampled from d -dimensional Gaussian distribution. Then, an affinity loss is proposed to maximize the inter-class distance while minimizing the intra-class distance, which can be written as follows:

$$\mathcal{L}_{af} = \frac{\sum_{i=1}^M \|x'_i - c_{y_i}\|_2^2}{\sigma_c^2} \quad (2)$$

where M is the dimension of \mathcal{Y} and d is the dimension of class centers and σ_c indicates the standard deviation among class centers.

The t-SNE visualization result of FCN is presented in Figure 3. It is clear that by integrating the affinity loss, our FCN learns feature clusters of better quality and the margins are clear among different classes.

3.2. Multi-head cross Attention Network (MAN)

Let us now move on to the architecture of MAN. An MAN contains a number of parallel cross attention heads, which remain independent of each other. As shown in Figure 4, a cross attention head is a combination of a spatial

attention unit and a channel attention unit. The spatial attention unit receives the input features from the FCN and extracts the spatial features. Then, the channel attention unit accepts the spatial features as the input feature, and extracts the channel features. Features from the two above dimensions are finally combined implicitly into an attention map.

More concretely, the left section of the Figure 4 illustrates the spatial attention unit, which consists of four convolution layers and one activation function. In particular, we construct the 1×1 , 1×3 , 3×1 , and 3×3 convolution kernels to capture local features at multiple scales. For the channel attention unit shown in the right part, it consists of two linear layers and one activation function. We take advantage of two linear layers to achieve a mini autoencoder to encode channel information.

Formally, let $\mathcal{H} = \{H_1, \dots, H_k\}$ be the spatial attention heads and $\mathcal{S} = \{s_1, \dots, s_k\}$ be the output spatial attention maps, where k is the number of cross attention heads. The output i -h spatial attention can then be written as:

$$s_i = x' \times H_i(w_s, x'), i \in \{1, k\} \quad (3)$$

where w_s are the network parameters of H_i .

Similarly, assume the $\mathcal{H}' = \{H'_1, \dots, H'_k\}$ is the channel attention heads and $\mathcal{A} = \{a_1, \dots, a_k\}$ is the final attention maps of MAN. The output of i -h cross attention a_i can be written as:

$$a_i = s_i \times H'_i(w_c, s_i), i \in \{1, k\} \quad (4)$$

where w_c are the network parameters of H'_i .

3.3. Attention Fusion Network (AFN)

Up to now, the attention maps produced by MAN are able to capture features in various local regions but are still out-of-order. In other words, the multi-head construction could not learn attention maps in an orchestrated fashion. To address this issue, we propose the AFN to further enhance the features learned by MAN. Firstly, AFN scales the attention maps by applying a log-softmax function to emphasize the most interesting area. After that, a partition loss is proposed to instruct cross attention heads to focus on different crucial regions and avoid overlapping attentions. At last, the normalized attention maps are merged into one and we can then compute a class confidence with a linear layer.

Mathematically, let v be the output vectors of i -th cross attention head a_i , v_p denote the p -th vector of a_i , then v'_p , the scaling result of log-softmax can be computed as:

$$v'_p = \log\left(\frac{e^{v_p}}{\sum_{q=1}^k e^{v_q}}\right), p \in \{1, k\} \quad (5)$$

As visualized in the right part of Figure 1, AFN successfully directs the cross attention heads of MAN to follow different facial areas without additional interventions.

3.3.1 Partition Loss.

A partition loss maximizes the variance among attention maps. Especially, we consider k , the number of cross attention, as a parameter to adaptively adjust the descent speed of loss values. Further, the MAN with a larger quantity of cross attentions may generate more subtle areas of attention. Overall, we write our partition loss as follows:

$$\mathcal{L}_{pt} = \frac{1}{NC} \sum_{i=1}^N \sum_{j=1}^C \log\left(1 + \frac{k}{\sigma_{ij}^2}\right) \quad (6)$$

where C is the channel size of the attention maps, $\sigma_{i,j}^2$ denotes the variance of the j -th channel on the i -th sample.

The unified loss function, including affinity loss from the FCN, the partition loss of AFN, and the cross-entropy loss for classification, can be summarized as:

$$\mathcal{L} = \lambda_1 \mathcal{L}_{af} + \lambda_2 \mathcal{L}_{pt} + \mathcal{L}_{cls} \quad (7)$$

where λ_1 , λ_2 are the weighting hyper-parameters for \mathcal{L}_{af} and \mathcal{L}_{pt} . In our experiments, we empirically set both λ_1 and λ_2 to 1.0, and we note that the consistent performance gains we observe are not particularly sensitive to their values.

4. Experiments

In this section, we describe our experimental evaluation results in detail. We quantitatively demonstrate the superiority of the proposed method on three benchmark datasets: AffectNet, RAF-DB and SFEW 2.0. We show that the proposed method provides consistent performance improvements to a number of strong baselines. In addition, we verify that the various components of our model are all contributing to the final performance through ablation studies.

4.1. Datasets

4.1.1 AffectNet.

The AffectNet [11] is a large-scale database of facial expressions that contains two benchmark branches: AffectNet-7 and AffectNet-8 (with an additional category of "contempt"). AffectNet-7 includes 287,401 images with seven classes, where all images are divided into 283,901 training samples and 3,500 testing samples. Additionally, AffectNet-8 introduces the contempt data and expands the training and test samples to 287,568 and 4,000 respectively.

4.1.2 RAF-DB.

The RAF-DB [27] is a real-world database with more than 29,670 facial images downloaded from the Internet. Seven basic and eleven compound emotion labels are provided for the dataset through manual labeling. There are 15,339 images in total for expression classification (including 12,271

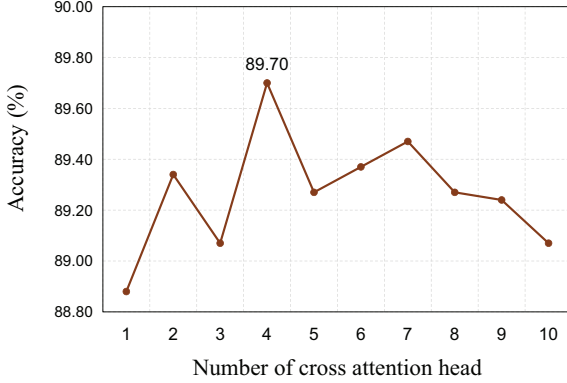


Figure 5. Ablation studies for the various sizes of MAN on the RAF-DB dataset.

training set and 3068 testing set), each of which is aligned and cropped to a size of 100×100 .

4.1.3 SFEW 2.0.

SFEW 2.0 [10] is the newest version for SFEW dataset in which each facial emotion is extracted from the static frames of the AFEW video database. It is divided into three sets with seven expression categories: Train (958 samples), Val (436 samples) and Test (372 samples). Compared to the size of AffectNet and RAF-DB, SFEW 2.0 is light and compact.

4.2. Implementation details

On RAF-DB and AffectNet datasets, we use the official aligned images samples directly. For the SFEW 2.0 dataset, the facial images are manually aligned using the RetinaFace [9] model. Input images are reshaped to 224×224 pixels for each training and testing step on all datasets. A few basic stochastic data enhancement methods (such as horizontal flipping, random rotation, and erasing) are used selectively to prevent the over-fitting. Moreover, a ResNet-18 [22] model is adopted as the FCN’s backbone in whole experiments, and for a fair comparison, we pre-train the ResNet-18 model on the MS-Celeb-1M face recognition dataset.

Our experimental code is implemented with Pytorch and the models are trained on a workstation with a TESLA P100 12G GPU. For all tasks, models are trained for 40 epochs, and the head number of cross attention in MAN is default set to 4.

More specifically, on the RAF-DB dataset, we train our model using the SGD algorithm with a initial learning rate of 0.1 and a batch size of 256. For AffectNet-7 and AffectNet-8 datasets, the models are optimized by the ADAM algorithm with a smaller learning rate of 0.0001.

Table 1. Ablation studies for the loss function in FCN.

Methods	Accuracy (%)
-	88.17
center loss	88.91
affinity loss	89.70

Table 2. Ablation studies for the loss function in AFN.

Methods	Accuracy (%)
-	88.20
partition loss	89.70

Besides, considering the inconsistent ratio of training set to testing set, we introduce a dataset sampling strategy for the training step, i.e., upsampling the low volume categories and downsampling the high volume categories to achieve a balance of categories. Taking the sample size into consideration, we set a batch size of 16 and a learning rate of 0.001 for SFEW 2.0 dataset.

4.3. Ablation studies

To verify the effectiveness of the proposed DAN, we carry out the ablation studies on RAF-DB to assess the efficacy of key components in our method.

4.3.1 Number of the cross attention heads.

The size of cross attention heads affects the performance of the model. Figure 5 shows the accuracy results with changing number of cross attention heads. It is evident that our proposed MAN structures are superior to a single attention module. Moreover, equipping 4 cross attention heads maximizes the performance gain of the cross attention heads.

4.3.2 Effects of loss function for FCN and AFN.

We evaluate the influence of loss function for FCN and AFN separately in Table 1 and Table 2. In FCN, our proposed affinity loss provides a considerable performance improvement to center loss. Similarly, the partition loss plays a crucial role in the performance of AFN.

4.4. Comparison with previous results

We present the quantitative performance comparison results in Table 3, Table 4, Table 5 and Table 6 for AffectNet, RAF-DB and SFEW 2.0 respectively. To make a more convincing contrast, we cite the latest research advances in the field of FER. Specially, we present not only accuracy but also the Average Accuracy as a more accurate metric for the imbalance samples on the RAF-DB dataset.

Table 3. Performance comparison on AffectNet-8.

Methods	Accuracy (%)
PhaNet [33]	54.82
ESR-9 [40]	59.30
RAN [45]	59.50
SCN [44]	60.23
PSR [42]	60.68
EfficientFace [52]	59.89
EfficientNet-B0 [38]	61.32
MViT [25]	61.40
Baseline (ResNet-18)	56.84
DAN (ours)	62.09

Table 5. Performance comparison on RAF-DB.

Methods	Accuracy (%)	Avg. Accuracy (%)
Separate-Loss [29]	86.38	-
DDA-Loss [17]	86.9	79.71
SCN [44]	87.03	-
PSR [42]	88.98	80.78
DACL [16]	87.78	80.44
IF-GAN [3]	88.33	-
EfficientFace [52]	88.36	-
MViT [25]	88.62	-
Baseline (ResNet-18)	86.25	77.32
DAN (ours)	89.70	85.32

Our proposed method achieves an accuracy of 62.09% on AffectNet-8 and an accuracy of 65.69% on AffectNet-7, which are both superior to existing methods. Comparing on the RAF-DB dataset, DAN acquires 89.70% in accuracy and 85.32% in average accuracy, both of which are state-of-the-art results. For the SFEW 2.0 dataset, we also get a comparable accuracy of 57.88%. These results clearly demonstrate that the proposed method are highly competitive and the components in our method are effective across datasets.

5. Conclusion

This paper presents a robust method for facial expression recognition that consists of three novel sub-networks including the Feature Clustering Network (FCN), the Multi-head cross Attention Network (MAN), and the Attention Fusion Network (AFN). Specifically, the FCN learns to maximize class separability for backbone facial expression features, the MAN captures multiple diverse attentions, and the AFN penalizes overlapping attentions and fuses the learned features. Experimental results on three benchmark datasets demonstrate the superiority of our method for FER.

Table 4. Performance comparison on AffectNet-7.

Methods	Accuracy (%)
Separate-Loss [29]	58.89
FMPN [5]	61.25
LDL-ALSG [4]	59.35
VGG-FACE [24]	60.00
OADN [12]	61.89
DDA-Loss [17]	62.34
EfficientFace [52]	63.70
MViT [25]	64.57
Baseline (ResNet-18)	56.97
DAN (ours)	65.69

Table 6. Performance comparison on SFEW 2.0.

Methods	Accuracy (%)
IACNN [36]	50.98
DLP-CNN [27]	51.05
Island Loss [2]	52.52
TDTLN [51]	53.10
RAN [45]	54.19
LDL-ALSG [4]	56.50
ViT + SE [1]	54.29
FaceCaps [48]	58.50
Baseline (ResNet-18)	51.29
DAN (ours)	57.88

We hope that our exploration into feature clustering and learning multiple diverse attentions would provide insights for future research in facial expression recognition and other related vision tasks.

References

- [1] Mouath Aouayeb, Wassim Hamidouche, Catherine Soladie, Kidiyo Kpalma, and Renaud Segulier. Learning vision transformer with squeeze and excitation for facial expression recognition. *arXiv preprint arXiv:2107.03107*, 2021. 7
- [2] Jie Cai, Zibo Meng, Ahmed Shehab Khan, Zhiyuan Li, James O'Reilly, and Yan Tong. Island loss for learning discriminative features in facial expression recognition. In *2018 13th IEEE International Conference on Automatic Face & Gesture Recognition (FG 2018)*, pages 302–309. IEEE, 2018. 2, 3, 7
- [3] Jie Cai, Zibo Meng, Ahmed Shehab Khan, James O'Reilly, Zhiyuan Li, Shizhong Han, and Yan Tong. Identity-free facial expression recognition using conditional generative adversarial network. In *2021 IEEE International Conference on Image Processing (ICIP)*, pages 1344–1348. IEEE, 2021. 7

- [4] Shikai Chen, Jianfeng Wang, Yuedong Chen, Zhongchao Shi, Xin Geng, and Yong Rui. Label distribution learning on auxiliary label space graphs for facial expression recognition. In *Proceedings of the IEEE/CVF Conference on Computer Vision and Pattern Recognition*, pages 13984–13993, 2020. 7
- [5] Yuedong Chen, Jianfeng Wang, Shikai Chen, Zhongchao Shi, and Jianfei Cai. Facial motion prior networks for facial expression recognition. In *2019 IEEE Visual Communications and Image Processing (VCIP)*, pages 1–4. IEEE, 2019. 7
- [6] Maurizio Corbetta and Gordon L Shulman. Control of goal-directed and stimulus-driven attention in the brain. *Nature reviews neuroscience*, 3(3):201–215, 2002. 2
- [7] Charles Darwin. *The expression of the emotions in man and animals*. University of Chicago press, 2015. 1, 2
- [8] Jiankang Deng, Jia Guo, Niannan Xue, and Stefanos Zafeiriou. Arcface: Additive angular margin loss for deep face recognition. In *Proceedings of the IEEE/CVF Conference on Computer Vision and Pattern Recognition*, pages 4690–4699, 2019. 3
- [9] Jiankang Deng, Jia Guo, Yuxiang Zhou, Jinke Yu, Irene Kotsia, and Stefanos Zafeiriou. Retinaface: Single-stage dense face localisation in the wild. *arXiv preprint arXiv:1905.00641*, 2019. 6
- [10] Abhinav Dhall, Roland Goecke, Simon Lucey, and Tom Gedeon. Static facial expression analysis in tough conditions: Data, evaluation protocol and benchmark. In *2011 IEEE International Conference on Computer Vision Workshops (ICCV Workshops)*, pages 2106–2112, 2011. 6
- [11] Abhinav Dhall, Roland Goecke, Simon Lucey, and Tom Gedeon. Collecting large, richly annotated facial-expression databases from movies. *IEEE multimedia*, 19(03):34–41, 2012. 5
- [12] Hui Ding, Peng Zhou, and Rama Chellappa. Occlusion-adaptive deep network for robust facial expression recognition. In *2020 IEEE International Joint Conference on Biometrics (IJCB)*, pages 1–9. IEEE, 2020. 7
- [13] Alexey Dosovitskiy, Lucas Beyer, Alexander Kolesnikov, Dirk Weissenborn, Xiaohua Zhai, Thomas Unterthiner, Mostafa Dehghani, Matthias Minderer, Georg Heigold, and Sylvain Gelly. An image is worth 16x16 words: Transformers for image recognition at scale. *arXiv preprint arXiv:2010.11929*, 2020. 3
- [14] Paul Ekman and Wallace V Friesen. Constants across cultures in the face and emotion. *Journal of personality and social psychology*, 17(2):124, 1971. 1, 2
- [15] Paul Ekman and Erika L Rosenberg. *What the face reveals: Basic and applied studies of spontaneous expression using the Facial Action Coding System (FACS)*. Oxford University Press, USA, 1997. 1
- [16] Amir Hossein Farzaneh and Xiaojun Qi. Facial expression recognition in the wild via deep attentive center loss. In *Proceedings of the IEEE/CVF Winter Conference on Applications of Computer Vision*, pages 2402–2411, 2021. 1, 2, 3, 7
- [17] Xiaojun Qi Farzaneh, Amir Hossein. Discriminant distribution-agnostic loss for facial expression recognition in the wild. In *Proceedings of the IEEE/CVF Conference on Computer Vision and Pattern Recognition Workshops*, pages 406–407, 2020. 3, 7
- [18] Beat Fasel and Juergen Luetttin. Automatic facial expression analysis: a survey. *Pattern recognition*, 36(1):259–275, 2003. 1
- [19] Pedro D Marrero Fernandez, Fidel A Guerrero Pena, Tsang Ing Ren, and Alexandre Cunha. Feratt: Facial expression recognition with attention net. *arXiv preprint arXiv:1902.03284*, 3, 2019. 2
- [20] Jun Fu, Jing Liu, Haijie Tian, Yong Li, Yongjun Bao, Zhiwei Fang, and Hanqing Lu. Dual attention network for scene segmentation. In *Proceedings of the IEEE/CVF Conference on Computer Vision and Pattern Recognition*, pages 3146–3154, 2019. 3
- [21] Raia Hadsell, Sumit Chopra, and Yann LeCun. Dimensionality reduction by learning an invariant mapping. In *2006 IEEE Computer Society Conference on Computer Vision and Pattern Recognition (CVPR'06)*, volume 2, pages 1735–1742. IEEE, 2006. 3
- [22] Kaiming He, Xiangyu Zhang, Shaoqing Ren, and Jian Sun. Deep residual learning for image recognition. In *Proceedings of the IEEE conference on computer vision and pattern recognition*, pages 770–778, 2016. 6
- [23] Jie Hu, Li Shen, and Gang Sun. Squeeze-and-excitation networks. In *Proceedings of the IEEE conference on computer vision and pattern recognition*, pages 7132–7141, 2018. 3
- [24] Dimitrios Kollias, Shiyang Cheng, Evangelos Ververas, Irene Kotsia, and Stefanos Zafeiriou. Deep neural network augmentation: Generating faces for affect analysis. *International Journal of Computer Vision*, 128(5):1455–1484, 2020. 7
- [25] Hanting Li, Mingzhe Sui, Feng Zhao, Zhengjun Zha, and Feng Wu. Mvit: Mask vision transformer for facial expression recognition in the wild. *arXiv preprint arXiv:2106.04520*, 2021. 7
- [26] Jing Li, Kan Jin, Dalin Zhou, Naoyuki Kubota, and Zhaojie Ju. Attention mechanism-based cnn for facial expression recognition. *Neurocomputing*, 411:340–350, 2020. 2
- [27] Shan Li and Weihong Deng. Reliable crowdsourcing and deep locality-preserving learning for unconstrained facial expression recognition. *IEEE Transactions on Image Processing*, 28(1):356–370, 2018. 5, 7
- [28] Xiang Li, Xiaolin Hu, and Jian Yang. Spatial group-wise enhance: Improving semantic feature learning in convolutional networks. *arXiv preprint arXiv:1905.09646*, 2019. 3
- [29] Yingjian Li, Yao Lu, Jinxing Li, and Guangming Lu. Separate loss for basic and compound facial expression recognition in the wild. In *Asian Conference on Machine Learning*, pages 897–911. PMLR, 2019. 7
- [30] Zhenghao Li, Song Wu, and Guoqiang Xiao. Facial expression recognition by multi-scale cnn with regularized center loss. In *2018 24th International Conference on Pattern Recognition (ICPR)*, pages 3384–3389. IEEE, 2018. 2
- [31] Weiyang Liu, Yandong Wen, Zhiding Yu, Ming Li, Bhiksha Raj, and Le Song. Sphreface: Deep hypersphere embedding for face recognition. In *Proceedings of the IEEE conference*

- on computer vision and pattern recognition, pages 212–220, 2017. 3
- [32] Yu Liu, Hongyang Li, and Xiaogang Wang. Learning deep features via congenerous cosine loss for person recognition. *arXiv preprint arXiv:1702.06890*, 2017. 3
- [33] Yuanyuan Liu, Jiyao Peng, Jiabei Zeng, and Shiguang Shan. Pose-adaptive hierarchical attention network for facial expression recognition. *arXiv preprint arXiv:1905.10059*, 2019. 7
- [34] Ze Liu, Yutong Lin, Yue Cao, Han Hu, Yixuan Wei, Zheng Zhang, Stephen Lin, and Baining Guo. Swin transformer: Hierarchical vision transformer using shifted windows. *arXiv preprint arXiv:2103.14030*, 2021. 3
- [35] Kenji Mase. Recognition of facial expression from optical flow. *IEICE TRANSACTIONS on Information and Systems*, 74(10):3474–3483, 1991. 2
- [36] Zibo Meng, Ping Liu, Jie Cai, Shizhong Han, and Yan Tong. Identity-aware convolutional neural network for facial expression recognition. In *2017 12th IEEE International Conference on Automatic Face & Gesture Recognition (FG 2017)*, pages 558–565. IEEE, 2017. 7
- [37] Ronald A Rensink. The dynamic representation of scenes. *Visual cognition*, 7(1-3):17–42, 2000. 2
- [38] Andrey V Savchenko. Facial expression and attributes recognition based on multi-task learning of lightweight neural networks. *arXiv preprint arXiv:2103.17107*, 2021. 7
- [39] Gurvinder Singh Shergill, Abdolhossein Sarrafzadeh, Olaf Diegel, and Aruna Shekar. Computerized sales assistants: the application of computer technology to measure consumer interest-a conceptual framework. 2008. 1
- [40] Henrique Siqueira, Sven Magg, and Stefan Wermter. Efficient facial feature learning with wide ensemble-based convolutional neural networks. In *Proceedings of the AAAI conference on artificial intelligence*, volume 34, pages 5800–5809, 2020. 7
- [41] Ashish Vaswani, Noam Shazeer, Niki Parmar, Jakob Uszkoreit, Llion Jones, Aidan N Gomez, Łukasz Kaiser, and Illia Polosukhin. Attention is all you need. In *Advances in neural information processing systems*, pages 5998–6008, 2017. 3
- [42] Thanh-Hung Vo, Guee-Sang Lee, Hyung-Jeong Yang, and Soo-Hyung Kim. Pyramid with super resolution for in-the-wild facial expression recognition. *IEEE Access*, 8:131988–132001, 2020. 7
- [43] Hao Wang, Yitong Wang, Zheng Zhou, Xing Ji, Dihong Gong, Jingchao Zhou, Zhifeng Li, and Wei Liu. Cosface: Large margin cosine loss for deep face recognition. In *Proceedings of the IEEE conference on computer vision and pattern recognition*, pages 5265–5274, 2018. 3
- [44] Kai Wang, Xiaojiang Peng, Jianfei Yang, Shijian Lu, and Yu Qiao. Suppressing uncertainties for large-scale facial expression recognition. In *Proceedings of the IEEE/CVF Conference on Computer Vision and Pattern Recognition*, pages 6897–6906, 2020. 7
- [45] Kai Wang, Xiaojiang Peng, Jianfei Yang, Debin Meng, and Yu Qiao. Region attention networks for pose and occlusion robust facial expression recognition. *IEEE Transactions on Image Processing*, 29:4057–4069, 2020. 7
- [46] Yandong Wen, Kaipeng Zhang, Zhifeng Li, and Yu Qiao. A discriminative feature learning approach for deep face recognition. In *European conference on computer vision*, pages 499–515. Springer, 2016. 2, 3
- [47] Sanghyun Woo, Jongchan Park, Joon-Young Lee, and In So Kweon. Cbam: Convolutional block attention module. In *Proceedings of the European conference on computer vision (ECCV)*, pages 3–19, 2018. 3
- [48] Fangyu Wu, Chaoyi Pang, and Bailing Zhang. Facecaps for facial expression recognition. *Computer Animation and Virtual Worlds*, page e2021, 2021. 7
- [49] Ting Wu, Siyao Fu, and Guosheng Yang. Survey of the facial expression recognition research. In *International Conference on Brain Inspired Cognitive Systems*, pages 392–402. Springer, 2012. 2
- [50] Siyue Xie, Haifeng Hu, and Yongbo Wu. Deep multi-path convolutional neural network joint with salient region attention for facial expression recognition. *Pattern recognition*, 92:177–191, 2019. 3
- [51] Keyu Yan, Wenming Zheng, Tong Zhang, Yuan Zong, Chuangao Tang, Cheng Lu, and Zhen Cui. Cross-domain facial expression recognition based on transductive deep transfer learning. *IEEE Access*, 7:108906–108915, 2019. 7
- [52] Zengqun Zhao, Qingshan Liu, and Feng Zhou. Robust lightweight facial expression recognition network with label distribution training. In *Proceedings of the AAAI Conference on Artificial Intelligence*, volume 35, pages 3510–3519, 2021. 7
- [53] Kangkang Zhu, Zhengyin Du, Weixin Li, Di Huang, Yunhong Wang, and Liming Chen. Discriminative attention-based convolutional neural network for 3d facial expression recognition. In *2019 14th IEEE International Conference on Automatic Face & Gesture Recognition (FG 2019)*, pages 1–8. IEEE, 2019. 3