

Low-Resource Named Entity Recognition Based on Multi-hop Dependency Trigger

Jiangxu Wu, Peiqi Yan
wujx27@mail2.sysu.edu.cn, yanpeiqiswu@163.com

Abstract—This paper presents a simple and effective approach in low-resource named entity recognition (NER) based on multi-hop dependency trigger. Dependency trigger refer to salient nodes relative to a entity in the dependency graph of a context sentence. Our main observation is that there often exists trigger which play an important role to recognize the location and type of entity in sentence. Previous research has used manual labelling of trigger. Our main contribution is to propose use a syntactic parser to automatically annotate trigger. Experiments on two English datasets (CONLL 2003 and BC5CDR) show that the proposed method is comparable to the previous trigger-based NER model.

I. INTRODUCTION

Named Entity Recognition (NER) aims at extract entities and classify them into predefined categories such as persons, locations and organizations. NER is in general considered as a pre-processing component and widely adopted in downstream applications, e.g., knowledge graph [1], question answering [2] and dialogue system [3]. The deep learning based NER model have shown remarkable success in NER, but it requires abundance of labeled data in training. However, in the actual enterprise business, only a very limited amount of labeled data are available for new domains, because annotating data is a labor-intensive and time-consuming task. Therefore, how to improve the performance of deep learning based model with limited labeled data is an important practical research problem.

Previous studies in low-resource NER mainly focused on meta-learning [6], distantly supervision [7], transfer learning [16], et al. Recently, [5] proposed a method based on entity trigger called *TriggerNER*. The entity trigger is a group of words that can help explain the recognition process of a entity in sentence. For instance, in sentence “Biden is the president of _”, we can infer that there is a country entity on the underline according by “the president of”. In this case, “the president of” is a group of triggers. Experiments show that using only 20% of the trigger-annotated sentences results in a comparable performance as using 70% of conventional annotated sentences. However, they crowd-sourced annotations of entity trigger, which suffers from the same problem as traditional annotation, requiring labor costs and expert experience.

In this paper, we propose to use a syntactic parser to automatically annotate the trigger in sentence. This is inspired by attribute triggers in Attribute Extraction [8]. Fig. 1 is the dependency parse result of the sentence “Alice was born in Beijing”, the relation “nsubj:pass” shows that the subject of “born” is “Alice”, and according to the meaning of “born”, we can infer that “Alice” is a person entity. Inspired by this fact,

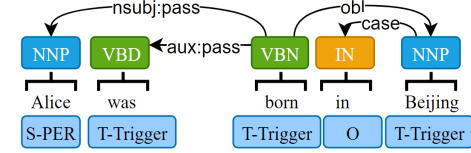


Fig. 1. The dependency parse results of “Alice was born in Beijing”, “S-PER” is entity label, “T-Trigger” is trigger label, “O” denotes others.

we explore the structures of dependency trees and propose to utilize syntactic parser to annotate trigger in sentence, called *DepTrigger*.

Naturally, we propose a simple yet effective framework for low-resource NER, namely *DepTriggerNER*. It includes a trigger semantic matching module (Trigger Match Network) and a sequence annotation module (Entity Recognition Network). The *DepTriggerNER* adopts two-steps pipeline mode, in which the first step is to train Trigger Match Network module for learning trigger representation, and the second step combines trigger representation to train Entity Recognition Network module. Ours main contribution is to propose the use of syntactic parser to annotate trigger automatically. Experiments show that our proposed method is comparable to the previous trigger-based NER model. Our code and data are released at <https://github.com/wjx-git/DepTriggerNER>

II. MODEL

In this section we present the framework of *DepTriggerNER* in Fig. 2. This framework is similar to *TriggerNER*, but there are three main differences: (1) instead of crowd-sourced, we use syntactic parser to automatically annotate trigger, (2) we omit the trigger classification network, (3) Trigger Match Network encoder and Entity Recognition Network encoder are independent of each other.

This chapter is arranged as follows, we first describes how to use syntactic parser to annotate dependency trigger in section 2.1, and then introduce Trigger Match Network and Entity Recognition Network in section 2.2 and section 2.3, respectively.

A. *DepTrigger*

DepTrigger refer to salient nodes relative to entity in the dependency graph of a context sentence. We apply Stanford CoreNLP to the individual sentences to obtain dependency paths. The dependency paths form a directed graph, with words being nodes and dependencies being edges. Fig. 1 shows

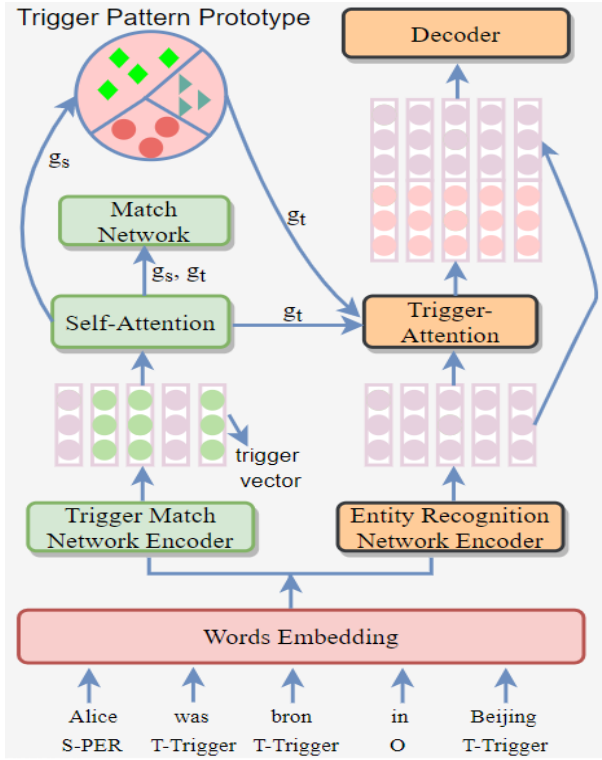


Fig. 2. The framework of DepTriggerNER. The light green boxes form the Trigger Match Network. The yellow boxes form the Entity Recognition Network. Words embedding is common part. Trigger Pattern Prototype is a look-up table in memory generated by Trigger Match Network after training.

the dependency parse results built from the sentence “Alice was born in Beijing”. In Fig. 1, “born” is connected with entity “Alice” by relation “nsubj:pass”, so that “born” is a DepTrigger. Words have one-hop relationship with entities are called primary triggers, and words have two-hop relationship with primary triggers are called secondary triggers.

B. Trigger Match Network

Each entity contains a group of DepTrigger which forms a trigger pattern. We assume that each sentence has an entity and contains a trigger pattern. In training stage, the Trigger Match Network aims to learn the representation of trigger pattern and sentence. In inference stage, the trigger pattern representation with similarity semantics to the sentence representation will be selected from the Trigger Pattern Prototype.

In Fig. 2, Each sentence is first transformed into a vector matrix by Words Embedding module, and then the hidden state matrix are obtained through the Trigger Match Network Encoder. The self-attention layer is used to obtain sentence representation \vec{g}_s and trigger pattern representation \vec{g}_t , introduced by [16] as follows:

$$\vec{\alpha}_s = \text{Softmax}(W_2 \times \tanh(W_1 \times H)) \quad (1)$$

$$\vec{g}_s = \vec{\alpha}_s H \quad (2)$$

$$\vec{\alpha}_t = \text{Softmax}(W_2 \times \tanh(W_1 \times M)) \quad (3)$$

$$\vec{g}_t = \vec{\alpha}_t M \quad (4)$$

W_1 and W_2 is the trainable parameter, H and M represent the hidden state matrix of sentence and the hidden state matrix of DepTrigger respectively.

The Match Network is used to calculate the distance between trigger pattern representation and sentence representation. The matching loss function [5] is defined as follows.

$$L = \begin{cases} \|\vec{g}_s - \vec{g}_t\|_2^2, t \in s \\ \max(0, m - \|\vec{g}_s - \vec{g}_t\|_2^2), t \notin s \end{cases} \quad (5)$$

$\|\cdot\|_2$ is L2-norm distances, m is margin, $t \in s$ indicates trigger pattern representation and sentence representation matching and $t \notin s$ means not. We create negative samples by randomly matching trigger pattern representation and sentence representation in a batch.

C. Entity Recognition Network

Entity Recognition Network is similar to most deep learning based NER model and consists of encoder and decoder. The difference is that the trigger-attention layer is added. Note that Trigger Match Network’s parameters are frozen when training Entity Recognition Network.

In training, each sentence passes through the Trigger Match Network Encoder and the Entity Recognition Network Encoder, respectively. Then, \vec{g}_t is obtained from the self-attention layer. In the trigger-attention layer, \vec{g}_t is used to calculate the weight of each vector in the Entity Recognition Network Encoder’s outputs as follows [13]:

$$\vec{\alpha} = \text{Softmax}(\vec{v} \times \tanh(U_1 \times H + U_2 \times \vec{g}_t)) \quad (6)$$

$$H' = \vec{\alpha} H \quad (7)$$

U_1, U_2, \vec{v} are model parameters, H is the Entity Recognition Network Encoder’s outputs matrix. Finally, we concatenate the matrix H with the trigger-enhanced matrix H' as the input $([H; H'])$ to the decoder.

D. Inference

After training, each sentence in the training set is re-input into Trigger Match Network to obtain trigger pattern representation, and we save these representations in memory, this is the Trigger Pattern Prototype in Fig. 2. In inference stage, We first obtain sentence representations \vec{g}_s through Trigger Match Network, and then retrieve the semantic similarity vector \vec{g}_t from Trigger Pattern Prototype. Vector \vec{g}_t is used as the attention query in Entity Recognition Network.

III. EXPERIMENTS

A. Experiments Setup

CoNLL2003 [11] and BC5CDR [12] are used to evaluate our model. The statistics of these training datasets are shown in Table. II.

We choose BiLSTM-CRF [15] and TriggerNER [5] as baseline models. TriggerNER is the first trigger-based NER model. We choose BiLSTM as encoder and CRF as decoder in our model. To ensure a fair comparison between baseline model and ours, we use the same codebase and words embedding

TABLE I
F1 SCORE RESULTS

CoNLL 2003					BC5CDR				
#sent	BiLSTM-CRF	#trig	TriggerNER	Ours	#sent	BiLSTM-CRF	#trig	TriggerNER	Ours
5%	69.04	3%	75.33	77.42	5%	71.87	3%	61.44	63.37
10%	76.83	5%	80.2	80.26	10%	72.71	5%	66.11	66.92
20%	81.3	7%	82.02	81.3	20%	69.92	7%	67.22	69.27
30%	83.23	10%	83.53	82.96	30%	73.71	10%	70.71	71.42
40%	84.18	13%	84.22	83.26	40%	72.71	13%	71.87	73.17
50%	84.27	15%	85.03	83.86	50%	75.84	15%	71.89	74.35
60%	85.24	17%	85.36	84.32	60%	75.84	17%	73.05	75.08
70%	86.08	20%	86.01	84.53	70%	76.12	20%	73.97	76.44

TABLE II
DATA STATISTICS.

Dataset	#Class	#Sent	#Entity
CoNLL'03	4	14986	23499
BC5CDR	2	4560	9385

from GloVe [14]. The hyper-parameters of the BiLSTM and CRF are also the same.

We choose BIOES tagging schema for non-triggers and triggers are all labeled with “T-trigger”. In order to make the model learn the relation between entity and its trigger better, we repeat a sentence N times, and N is the number of entities in this sentence. Each sentence retains one entity and its trigger, other entities are marked as non-entities.

B. Results

As show in Tabel. I, “#sent” denotes the percentage of the sentences labeled only with entity label, “#trig” denotes the percentage of the sentences labeled with both entity label and trigger label. BiLSTM-CRF and TriggerNER are baseline models. Our model achieves the similar performance as TriggerNER. More detailed, our model performs better on BC5CDR dataset than TriggerNER, but less well on CoNLL 2003 dataset. We explain this phenomenon in terms of the number of triggers each entity has. Fig. 3 shows the ratio of the number of sentences with the number of triggers a entity has in the dataset. The two yellow curves are very close when the abscissa value is greater than 3, and the yellow dotted line is much larger than the solid line when the abscissa value is less than 3. This shows that the number of triggers annotated by our method is less than TriggerNER on CoNLL dataset. In the two blue curves, the solid blue line is larger than the dashed line when the abscissa value is greater than 4, and the opposite is true when the abscissa value is less than 4. This shows that the number of triggers annotated by our method is more than TriggerNER on BC5CDR dataset. We believe that an entity is easier to recognize when it has more triggers, so that would explain why our model performs better on BC5CDR and slightly worse on CoNLL.

To further understand why we annotate fewer triggers in CoNLL and more in BC5CDR than in TriggerNer, we analyzed the sentence length distribution in the two dataset. The statistical results of sentence length distribution in Table III,

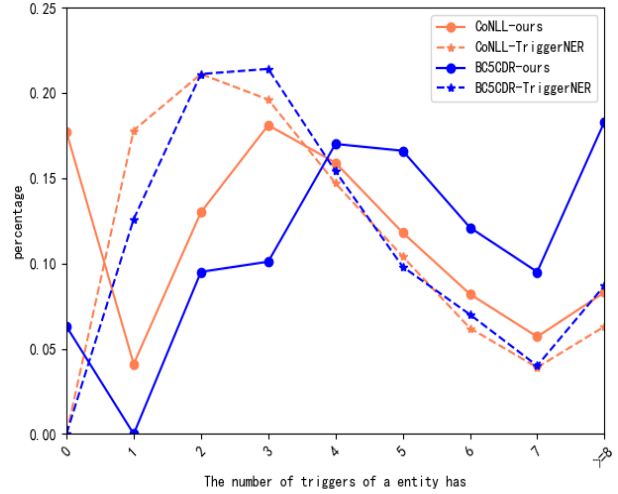


Fig. 3. Ratio of the number of sentences with the number of triggers each entity has in the dataset. The X-axis is the number of triggers of a entity has, and the Y-axis is the percentage. The solid lines represent the trigger of ours. The yellow line represents CoNLL datasets.

it shows that sentences are shorter in the CoNLL dataset and longer in the BC5CDR dataset. From Table III and Figure 3, it can be concluded that our method can label more triggers in long sentences, but fewer triggers in short sentences, compared to manual marking in TriggerNer. Therefore, our method is more suitable for datasets with longer sentence length.

TABLE III
STATISTICAL RESULTS OF SENTENCE LENGTH DISTRIBUTION

Datasets	1~10	10~25	25~50	50~
CoNLL	52.32%	27.33%	19.93%	0.42%
BC5CDR	5.7%	50.64%	37.54%	6.51%

. **merge** means to merge Trigger Match Network encoder and Entity Recognition Network encoder. **separate** means to separate Trigger Match Network encoder and Entity Recognition Network encoder. The best results are in **bold**.

In our model, Trigger Match Network encoder and Entity Recognition Network encoder are independent of each other, which is different from the TriggerNer. The main purpose of Trigger Match Network is to learn the representation of trigger pattern and Entity Recognition Network is to learn the repre-

TABLE IV
COMPARATIVE EXPERIMENT F1 SCORE RESULTS

#trig	CoNLL 2003		BC5CDR	
	merge	separate	merge	separate
3%	76.36	77.42	61.3	63.37
5%	79.38	80.26	66.15	66.92
7%	80.37	81.3	68.02	69.27
10%	81.58	82.96	70.93	71.42
13%	82.55	83.26	72.7	73.17
15%	83.03	83.86	73.25	74.35
17%	83.51	84.32	74.95	75.08
20%	83.81	84.53	75.08	76.44

sensation of entity. So we think we can not get an advantage by combining Trigger Match Network and Entity Recognition Network, because they need capture distinct information. This is inspired by [17] and they observe that the contextual representations for the entity and relation models essentially capture distinct information, so sharing their representations hurts performance.

We do a comparative experiment to test the performance of our model for merging and separating, respectively, while leaving everything else unchanged. The experimental results are shown in Table. IV, **merge** means to merge Trigger Match Network encoder and Entity Recognition Network encoder. **separate** means to separate Trigger Match Network encoder and Entity Recognition Network encoder. It shows that the effect is better when Trigger Match Network encoder and Entity Recognition Network encoder are independent.

In order to compare the influence of primary and secondary trigger words on the model, we backup two datasets of CoNLL, and only the primary triggers are labeled in one dataset, and only the secondary trigger words are labeled in the other dataset. Similarly, do the same for BC5CDR. Table. V shows the F1 results of the model on these datasets. The test results show that the primary trigger have a slightly greater impact on the model.

TABLE V
COMPARATIVE EXPERIMENT OF PRIMARY AND SECONDARY TRIGGER

#trig	CoNLL 2003		BC5CDR	
	primary	secondary	primary	secondary
3%	63.4	62.35	52.3	50.92
5%	66.3	66.3	54.17	55.84
7%	70.37	69.44	58.92	57.33
10%	74.02	73.44	60.32	60.24
13%	74.86	74.91	61.35	62.01
15%	76.2	75.46	64.26	64.25
17%	77.36	76.33	64.51	64.26
20%	77.55	77.53	65.94	66.69

IV. CONCLUSION AND FUTURE WORK

We introduce dependency trigger to incorporate trigger information into NER method. The core of our method is using syntactic parser to automatically label the trigger of entities, and our model achieves the similar performance as TriggerNER. Because our annotation method is automated, it is more practical in the real business. We leave adjusting our

model to encoder based on language model and make a further analysis of trigger type as our future work.

REFERENCES

- [1] Ji. Shaoxiong, Pan. Shirui, Cambria. Erik, Marttinen. Pekka and Yu. Philip, "A Survey on Knowledge Graphs: Representation, Acquisition and Applications," IEEE Transactions on Neural Networks and Learning Systems, pp. 1 - 21, April 2021.
- [2] Diego. Mollá, Menno. van. Zaanen, Daniel. Smith, "named entity recognition for question-answering system," Proceedings of INTERSPEECH 2004 - ICSLP, Jeju Island, Korea, October 2004.
- [3] Baolin. Peng, Chunyuan. Li, Jinchao. Li, Shatin. Shayan-deh, Lars. Liden, Jianfeng. Gao, "SOLOIST: Few-shot Task-Oriented Dialog with A Single Pre-trained Auto-regressive Model," arXiv. [Online]. Available: <https://arxiv.org/abs/2005.05298>.
- [4] B. Yuchen. Lin, DH. Lee, M. Shen, R. Moreno, X. Huang, P. Shiralkar, X. Ren, "Few-Shot Named Entity Recognition: A Comprehensive Study," arXiv. [Online]. Available: <https://arxiv.org/abs/2012.14978>.
- [5] B. Yuchen. Lin, DH. Lee, M. Shen, R. Moreno, X. Huang, P. Shiralkar, X. Ren, "TriggerNER: Learning with Entity Triggers as Explanations for Named Entity Recognition," Proceedings of the 58th Annual Meeting of the Association for Computational Linguistics, pp. 8503–8511, July 2020.
- [6] Jake. Snell, Kevin. Swersky, Richard. Zemel, "Prototypical networks for few-shot learning," arXiv. [Online]. Available: <https://arxiv.org/abs/1703.05175>.
- [7] Yaosheng. Yang, Wenliang. Chen, Zhenghua. Li, Zhengqiu. He, Min Zhang, "Distantly supervised NER with partial annotation learning and reinforcement learning," Proceedings of the 27th International Conference on Computational Linguistics, Santa Fe. New Mexico. USA, pp. 2159–2169, August 2018.
- [8] Lifu. Huang, Avirup. Sil, Heng. Ji, Radu. Florian, "Improving Slot Filling Performance with Attentive Neural Networks on Dependency Structures," Proceedings of the 2017 Conference on Empirical Methods in Natural Language Processing, Copenhagen. Denmark, pp. 2588–2597, September 2017.
- [9] Dian. Yu, Heng. Ji, "Unsupervised Person Slot Filling based on Graph Mining," Proceedings of the 54th Annual Meeting of the Association for Computational Linguistics, Berlin. Germany, pp. 44–53, August 2016.
- [10] Feifei. Zhai, Saloni. Potdar, Bing. Xiang, Bowen. Zhou, "Neural Models for Sequence Chunking," Proceedings of Thirty-First AAAI Conference on Artificial Intelligence, vol. 30, Feb 2017.
- [11] Sang. Erik, Meulder. Fien, "Introduction to the CoNLL-2003 Shared Task: Language-Independent Named Entity Recognition," Proceedings of the Seventh Conference on Natural Language Learning at HLT-NAACL 2003, 2003.
- [12] Jiao. Li, Yueping. Sun, Robin. J. Johnson, Daniela. Sciaky, Chih-Hsuan. Wei, Robert. Leaman, Allan. Peter. Davis, Carolyn. J. Mattingly, Thomas. C. Wiegiers, Zhiyong. Lu, "Biocreative v cdr task corpus: a resource for chemical disease relation extraction," Database, Volume 2016, May 2016.
- [13] Thang. Luong, Hieu. Pham, Christopher. D. Manning, "Effective approaches to attention-based neural machine translation," Proceedings of the 2015 Conference on Empirical Methods in Natural Language Processing, Lisbon, Portugal, pp. 1412–1421, September 2015.
- [14] Jeffrey. Pennington, Richard. Socher, Christopher. Manning, "Glove: Global vectors for word representation," Proceedings of the 2014 Conference on Empirical Methods in Natural Language Processing (EMNLP). Doha, Qatar, pp. 1532–1543, October 2014.
- [15] Xuezhe. Ma, Eduard. Hovy, "End-to-end sequence labeling via bi-directional LSTM-CNNs-CRF," Proceedings of the 54th Annual Meeting of the Association for Computational Linguistics, Berlin, Germany, pp. 1064–1074, August 2016.
- [16] Zhouhan. Lin, Minwei. Feng, Cicero. Nogueira. dos Santos, Mo. Yu, Bing. Xiang, Bowen. Zhou, Yoshua. Bengio, "A structured self-attentive sentence embedding," Proceedings of the 5th International Conference on Learning Representations, 2017.
- [17] Zexuan. Zhong, Danqi. Chen, "A Frustratingly Easy Approach for Entity and Relation Extraction," NAACL 2021, pp. 50–61, June 2021.