
HPOBench: A Collection of Reproducible Multi-Fidelity Benchmark Problems for HPO

Katharina Eggensperger^{1,*}, Philipp Müller¹, Neeratyoy Mallik¹, Matthias Feurer¹,
René Sass², Aaron Klein^{3,†}, Noor Awad¹, Marius Lindauer², Frank Hutter^{1,4}

¹ Albert-Ludwigs-Universität Freiburg ² Leibniz Universität Hannover

³ Amazon ⁴ Bosch Center for Artificial Intelligence

Abstract

To achieve peak predictive performance, hyperparameter optimization (HPO) is a crucial component of machine learning and its applications. Over the last years, the number of efficient algorithms and tools for HPO grew substantially. At the same time, the community is still lacking realistic, diverse, computationally cheap, and standardized benchmarks. This is especially the case for multi-fidelity HPO methods. To close this gap, we propose *HPOBench*, which includes 7 existing and 5 new benchmark families, with in total more than 100 multi-fidelity benchmark problems. *HPOBench* allows to run this extendable set of multi-fidelity HPO benchmarks in a reproducible way by isolating and packaging the individual benchmarks in containers. It also provides surrogate and tabular benchmarks for computationally affordable yet statistically sound evaluations. To demonstrate the broad compatibility of *HPOBench* and its usefulness, we conduct an exemplary large-scale study evaluating 6 well known multi-fidelity HPO tools.

1 Introduction

The plethora of design choices in modern machine learning makes research on practical and effective methods for hyperparameter optimization (HPO) ever more important. In particular, ever-growing models and datasets create a demand for new HPO methods that are more efficient and powerful than existing black-box optimization (BBO) methods. Especially if it is only feasible to evaluate very few models fully, multi-fidelity optimization methods have been shown to yield impressive results by trading off cheap-to-evaluate proxies and expensive evaluations on the real target [34, 52, 49, 47, 4]. Multi-fidelity approaches showed tremendous speedups, such as accelerating the search process in low-dimensional machine learning hyperparameter spaces by a factor of 10 to 1000 [52, 4]. However, the development of such methods often happens in isolation which potentially prevents HPO research from reaching its full potential. Prior publications on new HPO methods (i) often relied on artificial test functions and low-dimensional toy problems, (ii) sometimes introduced a new set of problems, (iii) set up on different computing environments, having different requirements and interfaces, (iv) often did not open-source their code base and (v) sometimes report different metrics, making it hard or even infeasible to reproduce results. All of these make it difficult to compare and develop methods, necessitating an evolving set of relevant and up-to-date benchmark problems which drives continued and quantifiable progress in the community.

While there are efforts to simplify benchmarking HPO and global optimization algorithms [27, 23, 87, 40, 76], we are not aware of efforts to collect a diverse set of benchmarks in a single library, with a unified interface and countering potentially conflicting dependencies that may arise over time. The

*{eggenspk,mallik,fh}@cs.uni-freiburg.de

†work done prior to joining Amazon

latter is particularly important because the rapid evolution of the Python-ML ecosystem can render a benchmark no longer usable for the community after a major release was published. This creates a significant hurdle for contribution from the community to grow a benchmark library.

To solve this issue, we propose *HPOBench*, a benchmark suite for HPO problems, with a special focus on multi-fidelity problems, licensed under a permissive OSS license (*Apache 2.0*) and available at <https://github.com/automl/HPOBench>. *HPOBench* provides an infrastructure to isolate benchmarks in their own containers and implements 12 popular optimization families, each with multiple problems and preserved with its dependencies in a container for long-term use. To enable efficient comparisons, most of these benchmarks are table- or surrogate-based, enabling resource efficient large-scale experiments, which we demonstrate in this work. Our contributions are:

1. A first set of 7 benchmark families from previous work for multi-fidelity HPO available under a unified interface, covering both traditional HPO and neural architecture search (NAS) as raw, surrogate or tabular benchmarks;
2. An additional set of 5 new benchmark families available as raw and tabular benchmarks based on popular ML algorithms trained on up to 20 datasets;
3. A container infrastructure for HPO benchmarks, which allows for easy installation and usage of benchmarks that are robust to changes in the software ecosystem;
4. A large-scale study with 13 optimization algorithms from 6 optimization tools to demonstrate the usefulness of both, the benchmarks and multi-fidelity optimization itself.

This paper is structured as follows. First, we discuss the background on hyperparameter optimization in Section 2. Second, we discuss the science behind benchmarking and showcase existing benchmarking efforts in Section 3. Third, in Section 4, we then describe the challenges that come with an HPO benchmark and how *HPOBench* alleviates them. Fourth, we conduct a large-scale comparison of existing, popular HPO methods in Section 5 to demonstrate the usefulness of *HPOBench*. Finally, we conclude this paper in Section 6 by highlighting further advantages and potential future work.

2 Background on Hyperparameter Optimization

Now, we briefly formalize the definition of conventional BBO for HPO and introduce multi-fidelity optimization (see Feurer and Hutter [33] for a detailed overview).

2.1 Black-box Hyperparameter Optimization

Black-box optimization aims to find a solution $\arg \min_{\lambda \in \Lambda} f(\lambda)$ where f is a black-box function, for which typically no gradients are available, we cannot make any statements about its smoothness, convexity and noise level. In summary, the only mode of interaction with black-box functions is querying them at given inputs λ and measuring the quantity of interest $f(\lambda)$. In the context of HPO, $\lambda \in \Lambda$ is a hyperparameter configuration where the domain of a hyperparameter $\Lambda_i \subset \Lambda$ is often bounded and continuous, but can also be integer, ordinal or categorical. There are also so-called conditional hyperparameters [9, 86] defining hierarchical search spaces; however, the first version of *HPOBench* focuses on flat configuration spaces first as all optimizers support this.

There are 3 broad families of BBO methods: (i) purely explorative approaches such as Random search (*RS*) and Grid search explore the hyperparameter space through random sampling and through finite discretization, respectively; (ii) iterative model-based methods, such as Bayesian Optimization are guided by a predictive model trained on function evaluations to select the most relevant configuration to evaluate; (iii) model-free Evolutionary Algorithms (EAs) use specific operations (mutation, crossover, selection) to generate new configurations to evaluate from the hyperparameter space as determined by the current surviving population of configurations based on a notion of fitness.

2.2 Multi-fidelity Hyperparameter Optimization

To efficiently optimize today’s ever-growing machine learning models, multi-fidelity approaches use cheaper low-fidelity approximations to relax the black-box assumption. Examples for these approximations include dataset subsets [75, 82, 52], feature subsets [59] or lower number of epochs [83, 24, 59]. Multi-fidelity optimization can be roughly categorized into two families:

algorithms that internally discretize the fidelity space, and algorithms that work on the continuous fidelity space; most of the algorithms we benchmark in this paper fall under the first umbrella.

One of the most popular multi-fidelity approaches is Hyperband (*HB*, [59]), a very simple method with strong empirical performance. It uses random search to generate new configurations and we will use it as a natural baseline for multi-fidelity optimization. *HB* allocates more resources to promising configurations by repeatedly calling successive halving (*SH*) [47] as a sub-algorithm. *SH* runs a set of configurations on a low budget, keeps the top $1/\eta$ and then increases the budget by a factor of η (typically 3 or 4) until there is only a single configuration left or the highest budget is reached. *HB* is a wrapper around *SH* which trades off the number of configurations to evaluate in each iteration with the lowest budget to start *SH* on, to yield theoretical convergence guarantees.

The simplicity and effectiveness of *HB* have been leveraged with other popular black-box optimizers. *BOHB* [32] is a combination of *HB* with *BO* that uses independent models for each fidelity; it builds such a model as soon as there is sufficient data for a fidelity and always uses the model for the highest fidelity available. *DEHB* [4] is a combination of *HB* and differential evolution (*DE*) which maintains sub-populations for each of the fidelity levels and propagates information from lower fidelities to higher ones through a modified DE mutation. Furthermore, there has been work on extending *SH* for parallel evaluations (ASHA [60]) and combining it with Gaussian process-based BO [54].

BO has also been extended to the non-*HB*-based multi-fidelity case [82, 83, 24, 52, 37, 96, 84]. There are also several non-multi-fidelity methods to speed up HPO such as heuristic approaches, meta-learning algorithms (see also recent surveys [33, 89]), and the use of other additional information, e.g. auxiliary losses [74] and hyper-gradients [65, 72, 95].

3 Related Work

Proper benchmarking is hard. It is important to be aware of technical and methodological pitfalls, e.g. comparing implementations instead of algorithms [55, 71], comparing tuned algorithms versus untuned baselines [10, 67], to not fall for an illusion of progress [39, 19] and to know which sources of variance exist and control for them [14]. Also, there is a rich literature on how to empirically evaluate and compare methods in various domains, e.g. evolutionary optimization [92], planning [41], satisfiability and constraint satisfaction [35], algorithm configuration [30], NAS [61], and also for benchmarking optimization algorithms [7]. Our goal is not to provide further recommendations on how and why to benchmark, but to provide concrete benchmarks to simplify development and to improve the reproducibility and comparability of HPO and in particular multi-fidelity methods.

Furthermore, there has been a lot of effort in multiple domains of AI to provide reliable benchmarks for the community. Having access to a common set of benchmark problems in a unified format fosters and guides research. Prominent examples in the area of HPO are ACLib [45] for algorithm configuration, COCO [40] for continuous optimization and Bayesmark [87] for Bayesian optimization (for more see Appendix A). However, none of these specializes in multi-fidelity optimization problems, supports preserving a diverse set of benchmarks for the longer term, or provides cheap-to-evaluate surrogate benchmarks; we hope to close this gap with *HPOBench*.

Besides benchmarks, competitions are another form of focusing research effort by providing a common goal and incentive. Famous examples are the *AutoML* challenges [38], the *AutoDL* challenge [64], the GECCO BBOB workshop series based on COCO [40] and the NeurIPS 2020 BBO challenge [88] (for more see Appendix B). In contrast to these, we do not focus on defining concrete tasks, but rather on providing realistic optimization problems to study optimization methods.

4 HPOBench: A Benchmark Suite for Multi-Fidelity Hyperparameter Optimization benchmarks

In this section, we present *HPOBench*, a collection of HPO benchmarks defined as follows:

Definition 1 (HPO Benchmark) *A HPO benchmark consists of a function $f : \lambda \rightarrow \mathcal{R}$ to be minimized and a (bounded) hyperparameter space. In the case of multi-fidelity benchmarks $f : \lambda \times b \rightarrow \mathcal{R}$, each benchmark has a fidelity space describing what low-fidelities are available.*

Specifically, each benchmark consists of the implementation of that function which returns a loss. If for example the function evaluates an ML algorithm, the benchmark defines all relevant settings, dependencies and inputs such as datasets, train, validation and test splits and how to compute the loss.

In the remainder of this section, we first discuss the desiderata of an HPO benchmark. Subsequently, we highlight the features of *HPOBench* by detailing how its design fulfills various desiderata for a useful, reliable, consistent benchmark that aids HPO research.

4.1 Desiderata of a HPO Benchmark

One of the challenges posed to standardized HPO research lies in the varied choices of the underlying ML components – datasets and their splits, preprocessing, hyperparameter ranges, underlying software versions, and hardware used. Moreover, the practices applied in HPO research itself can vary along the lines of optimization budget, number of repetitions, metrics measured and reported. This leads to inconsistencies and difficulties in comparison of different HPO methods across publications and over time, affecting the reproducibility of experiments that hinders continued progress in HPO research.

In order to alleviate such issues and encourage participation by the research community as a whole, a benchmark needs to standardize these practices to allow the community to be an active stakeholder in developing and re-using benchmarks. *HPOBench* is designed to both allow easy, flexible use with a minimal API that is identical for all benchmarks (see Figure 2); and have a low barrier for contributing new benchmark problems. We, therefore, identify 3 broad features of a benchmark that lends itself to wide-scale use and long-term applicability for the community: (i) *flexibility* by providing tabular and surrogate benchmarks for quick, efficient experiments as well as raw benchmarks for large-scale experiments; (ii) *reproducibility* of results by packaging benchmarks as containers; and (iii) *diversity* of optimization landscapes induced by the varied spectrum of ML algorithms and datasets.

4.2 Flexibility

HPO benchmarks that follow Definition 1 exhibit the drawback that they evaluate a costly function, rendering the empirical comparison of optimization algorithms expensive and ruling out such benchmarks for interactive development of new methods. To overcome this issue, beside such raw benchmarks, we also provide two well-established benchmark classes which alleviate this issue:

Definition 2 (Tabular Benchmark) *A tabular benchmark returns values from a lookup table with recorded function values of a raw HPO benchmark instead of evaluating $f(\lambda)$. The (bounded) hyperparameter space is restricted to only contain these values and therefore bears a form of discretization. In the case of multi-fidelity benchmarks, each tabular benchmark has a fidelity space and the underlying table also contains the recorded function values on the low-fidelities.*

Tabular benchmarks are popular in the HPO community as they are easy to distribute and induce little overhead [79, 6, 93, 98, 68], however, they require to discretize the hyperparameter space. Surrogate benchmarks [28, 29] are an alternative since they provide the original hyperparameter space.

Definition 3 (Surrogate Benchmark) *A surrogate benchmark returns function values predicted by an ML model trained on a tabular benchmark or recorded function values of a raw HPO benchmark. It reuses the original hyperparameter space and can be extended to the multi-fidelity case as well.*

While surrogate benchmarks are similarly cheap to query, the internal ML model adds extra complexity and the benchmark’s quality crucially depends on the quality of the ML model and its training data. Because they yield a drop-in replacement for raw benchmarks, surrogate benchmarks enjoy widespread adoption in the HPO community [29, 32, 74, 66, 53, 21, 78].

Furthermore, while *HPOBench* puts a strong focus on multi-fidelity benchmarks, it also facilitates evaluating black-box optimization algorithms. In fact, a multi-fidelity benchmark with k different fidelity levels can be used to define k separate (yet related) benchmarks for black-box optimization. As such, *HPOBench* defines more than 500 black-box HPO benchmarks.

4.3 Reproducibility

One of the challenges that come with many new benchmarks is their one-off development and their lack of maintenance. This means that any new update to the benchmark or its dependencies can easily

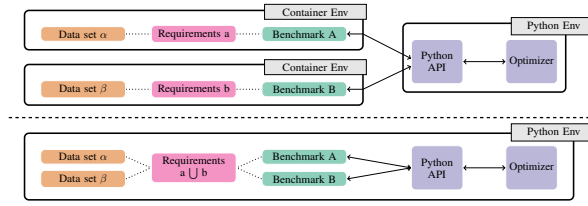


Figure 1: Overview of benchmark environments with (upper) and without (lower) using containers.

```
from hpobench.container.benchmarks.\
nas.nasbench_101 import NASCifar10ABenchmark

# if necessary downloads container/data
b = NASCifar10ABenchmark(rng=1)
# get hyperparameter space
space = b.get_configuration_space(seed=1)
# sample config at random
config = space.sample_configuration()

# eval at multiple low-fidelities
res = b.objective_function(
    configuration=config,
    fidelity=("budget": 12), rng=1)
res = b.objective_function(
    configuration=config,
    fidelity=("budget": 108), rng=1)
```

Figure 2: Code example initializing and evaluating a benchmark.

lead to conflicts and inconsistencies with respect to software dependencies and possibly old published results (see Appendix C.1 for examples). While in practice the very same problem, also known as *dependency hell*, can also occur on the optimizer side, in this paper we focus on the benchmark side.

HPOBench circumvents such issues through the containerization of benchmarks using Singularity [57] containers.³ Each benchmark and its dependencies is packaged as a separate container, which isolates benchmarks from each other and also from the host system. Figure 1 illustrates the advantages that containerization provides, especially when running multiple benchmarks in the same environment. Note that without containers, the environment needs to satisfy the union of all of its benchmarks’ requirements (which may actually be mutually exclusive!), while with containers the dependencies for any given benchmark only need to be satisfied once: for the creation of the container. Importantly, the dependencies do not need to be satisfied again for using the benchmarks. Each benchmark is uploaded as a container to a GitLab container registry to provide the history of different versions of the benchmark. Hence, any benchmark created under the *HPOBench* paradigm remains usable without additional bookkeeping or installation overheads for long-term usage. Although not recommended, each benchmark can also be installed locally along with its specific dependencies without using the containers and the interfaces of the local and the containerized version are identical and thus interchangeable. We provide a short code sample in Figure 2.

4.4 Diversity

The initial collection of benchmarks available under *HPOBench* was chosen based on popular multi-fidelity benchmarks used in the literature. The set of HPO problems covers existing benchmarks which we extend with a large set of new multi-fidelity problems. We put a strong focus on representing real-world scenarios in contrast to synthetic problems, and loosely cluster them into benchmark families based on high-level properties, for example the same ML algorithm and/or hyperparameter space, but evaluated on different datasets. In the following, we describe the existing benchmark families and introduce our new set of benchmark families with a short analysis. We list all benchmarks in Table 1 and provide more details in Appendix C.

4.4.1 Existing Community Benchmarks

First, we considered existing benchmarks covering classic and popular problems from ML-HPO, reinforcement learning, neural architecture search (NAS) and joint NAS-HPO. In total we have 7 benchmark families with 21 benchmarks which have been used in the multi-fidelity HPO community before. These include raw benchmarks tuning an RL agent (*Cartpole* [32]) and a Bayesian neural network (*BNN* [32]), a random forest-based surrogate benchmark tuning an MLP (*Net* [32]) and four popular NAS benchmark families (*NBHPO* [51], *NB101* [98], *NB201* [25], *NB1Shot1* [99]).

4.4.2 New Benchmarks

Secondly, we introduce a large set of multi-fidelity benchmarks based on popular ML algorithms run on publicly available datasets: *SVM*, *LogReg*, *XGBoost*, *RandomForest*, and *MLP*. All of these evaluate the respective ML algorithm as implemented in scikit-learn [73] and XGBoost [17] on 20 datasets (8 for the *MLP* due to its high computational cost) from the AutoML benchmark [36]. The

³We chose Singularity over the popular Docker (<https://www.docker.com/>) alternative as it (1) does not require super user access and (2) is available on the computer clusters we have access to.

Table 1: Overview of raw (✓), surrogate (✗) and tabular (✓) benchmarks in *HPOBench*. We report the number of benchmarks in the family (*#b*), the number of (log-scale) continuous (*#co*), integer (*#in*), categorical (*#ca*) and ordinal (*#or*) hyperparameters, fidelity and optimization budget.

Family	#b	#co(l)	#in(l)	#ca	#or	fidelity	raw	opt. budget	Ref.
<i>Cartpole</i>	-	4(1)	3(3)	-	-	rep.	✓	1d	[32]
<i>BNN</i>	2	3(1)	2(2)	-	-	samples	✓	1d	[32]
<i>Net</i>	6	5	1	-	-	time	✗	7d	[32]
<i>NBHPO</i>	4	-	-	3	6	epochs	(✓)	10Mio. sec	[51]
<i>NB101</i>	3	-	-	26	-	epochs	(✓)	10Mio. sec	[98]
		21	1	14	-				
<i>NB201</i>	3	-	-	6	-	epochs	(✓)	10Mio. sec	[25]
<i>NB1Shot1</i>	3	-	-	9	-	epochs	(✓)	10Mio. sec	[99]
		-	-	9	-				
<i>LogReg</i>	20	2(2)	-	-	-	iter	✓+ (✓)	varies	<i>new</i>
<i>SVM</i>	20	2(2)	-	-	-	data	✓+ (✓)	varies	<i>new</i>
<i>RandomForest</i>	20	1	3(2)	-	-	#trees	✓+ (✓)	varies	<i>new</i>
<i>XGBoost</i>	20	3(2)	1(1)	-	-	#trees	✓+ (✓)	varies	<i>new</i>
<i>MLP</i>	8	2(2)	3(2)	-	-	epochs	✓+ (✓)	varies	<i>new</i>

fidelities are algorithm-specific if possible (number of trees, iterations, epochs) or use the dataset subset fraction (which is used for *SVM*). These benchmarks are available both as raw and tabular versions; for the tabular versions, we discretized each hyperparameter and measured runtime and multiple performance metrics (accuracy, balance accuracy, f1 and precision) for each configuration of the resulting grid. While others have provided tabular benchmarks of simple ML algorithms [93] or large amounts of randomly selected evaluations of simple ML algorithms on many datasets [58, 11] before, we are the first to provide such evaluations as a grid (which allows the usage of the data as a tabular benchmark) for more than two algorithms, along with fully available and containerized software used to perform the original evaluations, and the first to provide these as multi-fidelity benchmarks. Furthermore, this data also allows to construct benchmarks for multi-objective optimization or meta-learning.

For our experiments, we only use the tabular versions (minimizing 1−accuracy) and choose a challenging optimization budget ($100\times$ the average cost of a configuration on the highest fidelity per dataset). To demonstrate the diversity of these benchmarks, we show ECDF plots in Figure 3.

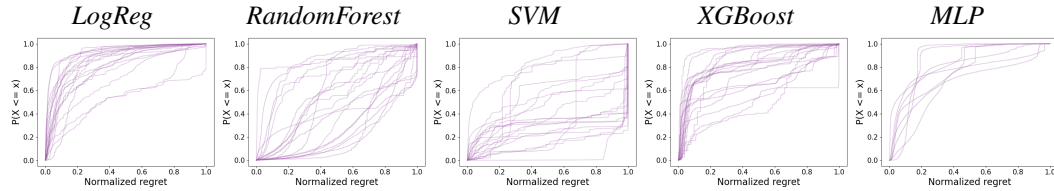


Figure 3: Empirical cumulative distribution. Each plot corresponds to one ML algorithm, and each line within a plot corresponds to one dataset. The lines show the ECDF of the normalized regret of all evaluated configurations of the respective ML algorithm on the respective dataset.

5 Experiments

Now, we turn to an empirical evaluation of our benchmarks to demonstrate the features of *HPOBench* and its utility for HPO research. We used our benchmark suite to run a large-scale empirical study comparing 13 optimization methods on our 12 benchmark families. First, we discuss our experimental setup, the considered optimizers, and then show the overall results. Next, we study the following two

research questions: **(RQ1)** *Do advanced methods improve over random baselines?* and **(RQ2)** *Do multi-fidelity methods improve over single-fidelity methods?*

5.1 Experimental Setup

For each benchmark and optimizer, we conducted 32 repetitions with a different seed each. We kept track of all evaluations and computed trajectories, i.e., the best-seen value at each time step, as follows: If for an evaluation we cannot find another evaluation conducted on the same or a higher fidelity, we treat it as the best-seen value; if it is on the highest fidelity evaluated so far, we treat it as the best seen value if it has a lower loss than the best-seen so far on that fidelity; otherwise, we do not consider this evaluation for the trajectory. This decision reflects the multi-fidelity setting, where a higher budget results in a better estimate of the actual value of interest but can cause jumps in the optimization trajectory, (e.g., when a configuration is the first to be evaluated on a higher budget but is worse than the best configuration on a lower budget).

We report results either as *performance-over-time* (per benchmark, see Appendix G) or *rank-over-time* (across multiple benchmarks), where *time* accumulates time consumed by the benchmark and the optimizers. Furthermore, for tabular and surrogate benchmarks we report optimization regret (the difference between the best-found value and the best-known value) and simulated wallclock time;⁴ and for the other benchmarks, we report the actual optimized objective value and wallclock time.⁴

We give details on the hardware and required compute resources in Appendix D and E and release code for the experiments here: <https://github.com/automl/HPOBenchExperimentUtils>.

5.2 Considered Optimizers

We evaluated a wide set of optimizers including baselines for black-box and multi-fidelity optimization. In the following, we briefly describe our choices and give more details in Appendix F.

As black-box optimizers, which only access the highest fidelity, we considered random search (*RS*) and BO with different models: a Gaussian Process model (*BO_{GP}*), a random forest (*BO_{RF}*, [44]), a kernel density estimator (KDE) (*BO_{KDE}*, [32]) and a tree Parzen estimator (TPE) (*Ray_{hyp}*, [9]). Furthermore, we considered differential evolution (*DE*, [81, 3]).

For multi-fidelity optimization, we used the multi-fidelity extensions of the methods mentioned above: Hyperband (*HB* [59]) and its combination with KDE-based BO (*BOHB*, [32]), with RF-based BO (*SMAC-HB*) and with DE (*DEHB*, [4]). Additionally, we use Dragonfly [50] using a GP with multi-fidelity optimization. Furthermore, we ran combinations of optimization and multi-fidelity algorithms implemented in Ray [70] and Optuna [2].⁵

5.3 Results

We report results in Table 2 (due to space limitations, we only report results for a subset of optimizers and refer to Appendix G) and now turn to discuss the results w.r.t. our research questions.

RQ1: Do advanced methods improve over random search?

To demonstrate the validity of our benchmarks, we will independently replicate the findings of the 1st NeurIPS Blackbox Optimization challenge [88]: “*decisively showing that BO and similar methods are superior choices over RS and grid search for tuning hyperparameters of ML models*”. While this question has already been studied before [9, 8, 10, 86, 94, 31, 5], we will also study it w.r.t. multi-fidelity optimization and use the popular *HB* baseline in addition to *RS*. We leave out grid search as *RS* [8] has been shown to be superior and as there is no multi-fidelity version of grid search.

⁴Since we study optimizers, we report optimization performance (in the case of machine learning the validation performance which is the objective value seen by the optimizer. We note that *HPOBench* in principle allows to compute test performance (the loss computed on a separate test set on the highest fidelity).

⁵We include these frameworks to show compatibility of *HPOBench* with popular frameworks, but note that these expect to freeze and thaw evaluations. *HPOBench* implements a stateless objective function and, thus, runs that could be thawed and continued instead get accounted the full costs of rerunning them, which slows down optimization. We defer stateful benchmarks to future work.

Table 2: Final performance over 32 repetitions of each optimizer (median regret in case of tabular and surrogate benchmarks and the raw function value for raw benchmarks). We report results per *existing community* benchmark (top) and the average across datasets for the *new* benchmarks (bottom). We boldface the best result per row and for the *existing community* benchmarks we also underline results that are not statistically different according to a two-sided Wilcoxon signed-rank test with $\alpha = 0.05$.

benchmark	black-box optimizers						multi-fidelity optimizers					
	RS	DE	BO _{GP}	BO _{RF}	Ray _{hyp}	BO _{KDE}	HB	BOHB	DEHB	SMAC-HB	DF	Ray _{hyp} ^{asha}
Cartpole	513	470	228	<u>203</u>	476	242	442	207	368	195	285	525
BNN _{Protein}	3.18	<u>3.05</u>	3.1	3.09	<u>3.07</u>	3.03	3.15	<u>3.04</u>	<u>3.06</u>	<u>3.06</u>	13.2	3.08
BNN _{Year}	4.08	4	<u>3.97</u>	3.88	4	<u>3.89</u>	4.17	<u>3.9</u>	3.95	<u>3.91</u>	13.7	4.24
Net _{Adult}	0.003	7.18e-04	0.001	0.001	<u>6.30e-04</u>	6.67e-04	0.002	<u>5.93e-04</u>	<u>6.25e-04</u>	<u>6.67e-04</u>	0.003	4.54e-04
Net _{Higgs}	0.004	0.002	0.003	0.003	<u>0.002</u>	0.003	0.004	0.003	<u>0.002</u>	0.003	0.005	0.002
Net _{Letter}	0.003	0.00e+00	9.50e-04	5.54e-04	<u>1.13e-04</u>	6.67e-04	0.002	0.001	3.17e-04	7.46e-04	0.002	0.001
Net _{MNIST}	9.74e-04	<u>1.40e-04</u>	4.05e-04	1.87e-04	1.98e-04	3.80e-04	6.95e-04	2.95e-04	1.85e-04	2.35e-04	0.001	2.50e-04
Net _{OptDig}	0.002	4.83e-04	0.002	0.001	5.63e-04	0.001	0.002	0.002	0.001	0.002	0.004	0.001
Net _{Poker}	9.86e-04	5.37e-04	5.09e-04	2.45e-04	4.72e-04	3.55e-04	8.62e-04	2.36e-04	3.10e-04	7.92e-05	5.29e-04	2.03e-04
NBHPONaval	4.54e-06	0.00e+00	5.32e-06	<u>0.00e+00</u>	<u>0.00e+00</u>	5.15e-06	<u>0.00e+00</u>	5.32e-06	<u>0.00e+00</u>	4.54e-06	9.12e-06	1.69e-05
NBHPOPark	0.00e+00	0.00e+00	0.001	<u>0.00e+00</u>	9.23e-04	9.23e-04	<u>0.00e+00</u>	8.84e-04	<u>0.00e+00</u>	0.00e+00	0.003	0.002
NBHPOProt	0.003	0.00e+00	0.00e+00	<u>0.00e+00</u>	<u>0.00e+00</u>	0.004	<u>0.00e+00</u>	0.003	<u>0.00e+00</u>	0.00e+00	0.00e+00	0.004
NBHPOSlice	4.10e-05	0.00e+00	6.19e-05	<u>0.00e+00</u>	5.57e-06	4.10e-05	5.57e-06	4.79e-05	<u>0.00e+00</u>	1.39e-05	9.36e-05	1.10e-04
NB101 _{Cf10A}	0.006	0.004	0.006	0.005	0.006	0.006	0.006	0.006	0.005	0.005	0.009	0.009
NB101 _{Cf10B}	0.006	0.005	0.006	<u>0.005</u>	0.005	0.006	0.006	0.006	0.005	0.004	0.008	0.006
NB101 _{Cf10C}	0.006	<u>0.005</u>	0.006	0.006	<u>0.005</u>	0.006	0.006	0.006	0.005	0.006	0.008	0.007
NB201 _{Cf100}	0.867	0.00e+00	0.00e+00	0.00e+00	0.303	0.888	0.425	0.52	<u>0.00e+00</u>	0.33	<u>0.00e+00</u>	1.01
NB201 _{Cf10V}	0.167	0.00e+00	0.00e+00	0.00e+00	<u>0.00e+00</u>	0.183	0.063	0.063	0.00e+00	0.053	<u>0.00e+00</u>	0.251
NB201 _{INet}	0.867	0.497	0.00e+00	0.272	0.431	0.95	0.45	0.5	0.272	0.272	0.272	0.664
NB1Shot _{l1}	3.34e-04	6.01e-04	<u>0.00e+00</u>	<u>0.00e+00</u>	8.68e-04	7.35e-04	6.68e-04	0.002	0.00e+00	4.01e-04	0.004	0.005
NB1Shot _{l2}	0.001	0.00e+00	<u>0.00e+00</u>	<u>0.00e+00</u>	9.35e-04	0.001	9.35e-04	0.001	<u>0.00e+00</u>	9.01e-04	0.006	0.004
NB1Shot _{l3}	0.002	0.001	0.002	0.002	0.002	0.003	0.002	0.002	<u>0.002</u>	0.002	0.007	0.004
SVM	0.065	0.06	0.051	0.052	0.062	0.066	0.08	0.08	0.079	0.08	0.106	0.088
LogReg	0.006	0.005	0.002	0.002	0.005	0.007	0.007	0.007	0.005	0.02	0.1	0.009
RandomForest	0.057	0.057	0.019	0.001	0.024	0.068	0.04	0.063	0.034	0.004	0.509	0.048
XGBoost	0.007	0.006	0.006	0.006	0.012	0.008	0.008	0.008	0.008	0.006	0.126	0.016
MLP	0.013	0.011	0.009	0.01	0.011	0.014	0.013	0.013	0.012	0.013	0.152	0.015

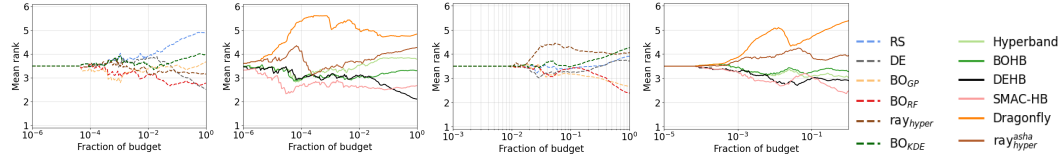


Figure 4: Mean rank-over-time across 32 repetitions for black-box and multi-fidelity optimizers on the *existing community* (1st and 2nd column) and the *new* (3rd and 4th column) benchmarks.

We report ranks-over-time in Figure 4, comparing black-box (DE , BO_{GP} , BO_{RF} , Ray_{hyp} , BO_{KDE} ; 1st and 3rd plot) and multi-fidelity ($BOHB$, $DEHB$, $SMAC-HB$, DF , Ray_{hyp}^{asha} ; 2nd and 4th plot) optimizers on *existing community* (1st and 2nd plot) and *new* (3rd and 4th plot) benchmarks. On both benchmark sets most black-box and multi-fidelity optimizers clearly outperform the respective baseline (RS (blue) and HB (light green)) on average. In accordance with common knowledge, we also observe that BO improves over the evolutionary algorithm DE in the beginning but loses to it in the very long run on the *existing community* benchmarks [43, 53, 4]. This does not happen on the *new* benchmarks, as their time limits are set more aggressively and the black-box methods developed for this setting (BO_{GP} , BO_{RF} and $SMAC-HB$ [63]) achieve lower ranks. Considering per-benchmark results (Appendix G) we also observe that methods which appear clearly inferior in the ranking plots perform very well on single benchmarks (e.g. DF^6 on $NB201$ and Ray_{hyp}^{asha} on Net_{Adult}). Overall, we conclude that advanced methods are able to consistently outperform the baselines, which will also become even clearer in RQ2.

RQ2: Do multi-fidelity methods improve over black-box methods?

Next, we study whether multi-fidelity optimization methods are able to consistently outperform black-box optimization methods. For this, we look again at ranking-over-time in Figure 5. We

⁶We would like to note that the bad rank of DF for some benchmarks is due to its overhead which prevented it from spending sufficient budget on function evaluations, see Section E.

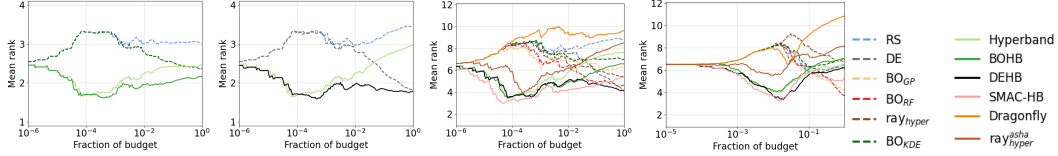


Figure 5: Mean rank-over-time across 32 repetitions of different sets of optimizers on all *existing community* benchmarks (1st, 2nd and 3rd column) and *new* benchmarks (4th column).

first compare black-box methods with their respective multi-fidelity extension, i.e., *DE* vs. *DEHB* and *BO_{KDE}* vs. *BOHB* in the two left-most plots. We can see that in the beginning *HB* and the multi-fidelity optimizers perform very similarly and consistently outperform *RS* and the respective black-box version. After a while, the multi-fidelity versions improve over the *HB* baseline, and given enough time, the black-box versions catch up. Second, we compare all optimizers on the *existing community* (3rd plot) and *new* (4th plot) benchmarks. Here, we can observe a similar pattern in that *HB* is a very competitive baseline in the beginning but is outperformed first by the advanced multi-fidelity methods and then also by the black-box methods. This is less pronounced on the *new* benchmarks, which we attribute to the tighter time limits.

Overall, given enough budget, black-box optimizers become competitive with multi-fidelity versions; in particular, *DE* and *BO_{RF}* performed very well in the end. However, we need to take into account that for the *existing community* benchmarks the potential catch-up (if at all) only happens after a very substantial amount of (simulated) wallclock time (e.g., 10 Mio. seconds). Hence, multi-fidelity methods are still crucial to efficiently tackle real, expensive optimization problems.

To conclude, in general when low-fidelities are available and they are representative of the true objective function, multi-fidelity methods are clearly beneficial. In practice, we found that *DEHB* and *SMAC-HB* are reliable multi-fidelity optimizers that work well across the whole collection of benchmarks, while other multi-fidelity optimizers are not able to improve over *HB* consistently. By exploring a very broad range of benchmarks, we also found an existence proof that black-box can outperform multi-fidelity methods for very high budgets and that advanced methods in rare cases are outperformed by *RS*. We pose it as a challenge for the field of multi-fidelity optimization to develop methods that do not exhibit poor performance in *any* of the many benchmarks in *HPOBench*.

6 Discussion and Future Work

We proposed *HPOBench*, a library for multi-fidelity HPO benchmarks. It serves two purposes: (a) to provide benchmarks with a unified API, and (b) to make them easy to install and use by containerizing them and thus enable rapid prototyping and the development of new multi-fidelity methods that are crucial for ML research and applications. Finally, our library is open-source and we welcome contributions of new benchmarks to keep the library up-to-date and evolve it.

On the technical side, we so far focused on developing a benchmark library, but we see a large potential in connecting our library with other benchmarking frameworks (e.g. COCO [40] and Bayesmark [87]) and extending it with further benchmarks [13, 53, 97, 78] to increase diversity and to simplify evaluation and comparison of optimizers. For this it would be interesting to also containerize the optimizers since they can suffer from the same issues as benchmarks. Furthermore, so far *HPOBench* only contains stateless benchmarks starting a single container. We would like to extend the library to also support optimizers requiring stateful benchmarks (to freeze and thaw evaluations) or running in parallel.

Our set of benchmarks already covers raw, tabular, and surrogate benchmarks, but it would be useful to have all three versions available for all benchmarks, and to automatically generate tabular and surrogate-based benchmarks from raw benchmarks. Also, our new benchmarks can be used to evaluate multi-objective (multiple metrics) and meta-learning (across datasets) methods or even meta-learned multi-fidelity multi-objective methods. Additionally, it would be interesting to study hierarchical search spaces to cover work in *AutoML* and *NAS*, one of the prime application areas of multi-fidelity optimization. Furthermore, there is a large potential in automatically creating multi-fidelity benchmarks from any ML algorithm by using data subsets as a low-fidelity.

We also conducted a large-scale study evaluating 13 algorithm implementations to demonstrate compatibility with a wide range of optimization tools, and we thus believe that our library is well suited for future research on multi-fidelity optimization. We showed that advanced HPO methods are preferable over *RS* and *HB* baselines, and that multi-fidelity extensions of popular optimizers improve over their black-box version. Lastly, to reduce computational effort, we would like to study whether we can learn which benchmarks are hard and whether it suffices by executing only a representative subset of the benchmarks [16].

Acknowledgments and Disclosure of Funding

We would like to thank Stefan Stäglich and Archit Bansal for code contributions and Stefan Falkner for useful discussions and comments on an early draft of this project. This work has partly been supported by the European Research Council (ERC) under the European Union’s Horizon 2020 research and innovation programme under grant no. 716721, and by TAILOR, a project funded by EU Horizon 2020 research and innovation programme under GA No 952215. Robert Bosch GmbH is acknowledged for financial support.

References

- [1] *Proceedings of the International Conference on Learning Representations (ICLR’20)*, 2020. Published online: `iclr.cc`.
- [2] T. Akiba, S. Sano, T. Yanase, T. Ohta, and M. Koyama. Optuna: A next-generation hyperparameter optimization framework. In A. Teredesai, V. Kumar, Y. Li, R. Rosales, E. Terzi, and G. Karypis, editors, *Proceedings of the 25th ACM SIGKDD International Conference on Knowledge Discovery & Data Mining, KDD 2019, Anchorage, AK, USA, August 4-8, 2019*, pages 2623–2631. ACM, 2019.
- [3] N. Awad, N. Mallik, and F. Hutter. Differential evolution for neural architecture search. In *Proceedings of the 1st workshop on neural architecture search@ICLR’20*, April 2020.
- [4] N. Awad, N. Mallik, and F. Hutter. DEHB: Evolutionary hyperband for scalable, robust and efficient hyperparameter optimization. In *Proceedings of the Thirtieth International Joint Conference on Artificial Intelligence (IJCAI’21)*, 2021.
- [5] M. Balandat, B. Karrer, D. Jiang, S. Daulton, B. Letham, A. Wilson, and E. Bakshy. BoTorch: A Framework for Efficient Monte-Carlo Bayesian Optimization. In H. Larochelle, M. Ranzato, R. Hadsell, M.F. Balcan, and H. Lin, editors, *Proceedings of the 33rd International Conference on Advances in Neural Information Processing Systems (NeurIPS’20)*, 2020.
- [6] R. Bardenet, M. Brendel, B. Kégl, and M. Sebag. Collaborative hyperparameter tuning. In Dasgupta and McAllester [20], pages 199–207.
- [7] T. Bartz-Beielstein, C. Doerr, J. Bossek, S. Chandrasekaran, T. Eftimov, A. Fischbach, P. Kerschke, M. López-Ibáñez, K. Malan, J. Moore, B. Naujoks, P. Orzechowski, V. Volz, M. Wagner, and T. Weise. Benchmarking in optimization: Best practice and open issues. *arXiv:2007.03488v2 [cs.NE]*, 2020.
- [8] J. Bergstra and Y. Bengio. Random search for hyper-parameter optimization. *Journal of Machine Learning Research*, 13:281–305, 2012.
- [9] J. Bergstra, R. Bardenet, Y. Bengio, and B. Kégl. Algorithms for hyper-parameter optimization. In J. Shawe-Taylor, R. Zemel, P. Bartlett, F. Pereira, and K. Weinberger, editors, *Proceedings of the 24th International Conference on Advances in Neural Information Processing Systems (NeurIPS’11)*, pages 2546–2554, 2011.
- [10] J. Bergstra, D. Yamins, and D. Cox. Making a science of model search: Hyperparameter optimization in hundreds of dimensions for vision architectures. In Dasgupta and McAllester [20], pages 115–123.

- [11] M. Binder, F. Pfisterer, and B. Bischl. Collecting empirical data about hyperparameters for data driven automl. In K. Eggensperger, M. Feurer, F. Hutter, M. Lindauer, J. Vanschoren, and C. Weill, editors, *ICML workshop on Automated Machine Learning (AutoML workshop 2020)*, 2020.
- [12] B. Bischl, G. Casalicchio, M. Feurer, F. Hutter, M. Lang, R. Mantovani, J. N. van Rijn, and J. Vanschoren. Openml benchmarking suites. *arXiv:1708.03731v2*, 2019.
- [13] L. Bliet, A. Guijt, R. Karlsson, S. Verwer, and M. de Weerd. EXPObench: Benchmarking surrogate-based optimisation algorithms on expensive black-box functions. *arXiv:2106.04618 [cs.LG]*, 2021.
- [14] X. Bouthillier, P. Delaunay, M. Bronzi, A. Trofimov, B. Nichyporuk, J. Szeto, N. Sepah, E. Raff, K. Madan, V. Voleti, S. Kahou, V. Michalski, D. Serdyuk, T. Arbel, C. Pal, G. Varoquaux, and P. Vincent. Accounting for variance in machine learning benchmarks. *arXiv:2103.03098 [cs.LG]*, 2021.
- [15] G. Brockman, V. Cheung, L. Pettersson, J. Schneider, J. Schulman, J. Tang, and W. Zaremba. OpenAI Gym. *arXiv:1606.01540 [cs.LG]*, 2016.
- [16] L. Cardoso, V. Santos, R. Francês, R. Prudêncio, and R. Alves. Data vs classifiers, who wins? *arXiv:2107.07451 [cs.LG]*, 2021.
- [17] T. Chen and C. Guestrin. Xgboost: A scalable tree boosting system. In B. Krishnapuram, M. Shah, A. Smola, C. Aggarwal, D. Shen, and R. Rastogi, editors, *Proceedings of the 22nd ACM SIGKDD International Conference on Knowledge Discovery and Data Mining (KDD)*, pages 785–794. ACM Press, 2016.
- [18] T. Chen, E.B. Fox, and C. Guestrin. Stochastic gradient Hamiltonian Monte Carlo. In E. Xing and T. Jebara, editors, *Proceedings of the 31th International Conference on Machine Learning (ICML’14)*. Omnipress, 2014.
- [19] M. Dacrema, P. Cremonesi, and D. Jannach. Are we really making much progress? a worrying analysis of recent neural recommendation approaches. In *Proceedings of the 13th ACM Conference on Recommender Systems*, page 101–109, 2019.
- [20] S. Dasgupta and D. McAllester, editors. *Proceedings of the 30th International Conference on Machine Learning (ICML’13)*, 2013. Omnipress.
- [21] E. Daxberger, A. Makarova, M. Turchetta, and A. Krause. Mixed-variable bayesian optimization. In C. Bessiere, editor, *Proceedings of the Twenty-Ninth International Joint Conference on Artificial Intelligence, IJCAI-20*, pages 2633–2639. International Joint Conferences on Artificial Intelligence Organization, 2020.
- [22] S. Dieleman, J. Schlüter, C. Raffel, E. Olson, S. Sønderby, D. Nouri, D. Maturana, M. Thoma, E. Battenberg, J. Kelly, J. De Fauw, M. Heilman, diogo149, B. McFee, H. Weideman, takacs84, peterderivaz, Jon, instagibbs, K. Rasul, CongLiu, Britefury, and J. Degraeve. Lasagne: First release., 2015.
- [23] C. Doerr, H. Wang, F. Ye, S. van Rijn, and T. Bäck. Iohprofiler: A benchmarking and profiling tool for iterative optimization heuristics. *arXiv:1810.05281 [cs.NE]*, 2018.
- [24] T. Domhan, J. Springenberg, and F. Hutter. Speeding up automatic hyperparameter optimization of deep neural networks by extrapolation of learning curves. In Q. Yang and M. Wooldridge, editors, *Proceedings of the 25th International Joint Conference on Artificial Intelligence (IJCAI’15)*, pages 3460–3468, 2015.
- [25] X. Dong and Y. Yang. NAS-Bench-201: Extending the scope of reproducible neural architecture search. In *Proceedings of the International Conference on Learning Representations (ICLR’20)* icl [1]. Published online: iclr.cc.
- [26] D. Dua and C. Graff. UCI machine learning repository, 2019. URL <http://archive.ics.uci.edu/ml>.

- [27] K. Eggenberger, M. Feurer, F. Hutter, J. Bergstra, J. Snoek, H. Hoos, and K. Leyton-Brown. Towards an empirical foundation for assessing Bayesian optimization of hyperparameters. In *NeurIPS Workshop on Bayesian Optimization in Theory and Practice (BayesOpt'13)*, 2013.
- [28] K. Eggenberger, F. Hutter, H.H. Hoos, and K. Leyton-Brown. Efficient benchmarking of hyperparameter optimizers via surrogates. In B. Bonet and S. Koenig, editors, *Proceedings of the Twenty-ninth National Conference on Artificial Intelligence (AAAI'15)*, pages 1114–1120. AAAI Press, 2015.
- [29] K. Eggenberger, M. Lindauer, H. H. Hoos, F. Hutter, and K. Leyton-Brown. Efficient benchmarking of algorithm configurators via model-based surrogates. *Machine Learning*, 107(1): 15–41, 2018.
- [30] K. Eggenberger, M. Lindauer, and F. Hutter. Pitfalls and best practices in algorithm configuration. *Journal of Artificial Intelligence Research*, pages 861–893, 2019.
- [31] D. Eriksson, M. Pearce, J. Gardner, R. Turner, and M. Poloczek. Scalable global optimization via local bayesian optimization. In Wallach et al. [91].
- [32] S. Falkner, A. Klein, and F. Hutter. BOHB: Robust and efficient hyperparameter optimization at scale. In J. Dy and A. Krause, editors, *Proceedings of the 35th International Conference on Machine Learning (ICML'18)*, volume 80, pages 1437–1446. Proceedings of Machine Learning Research, 2018.
- [33] M. Feurer and F. Hutter. Hyperparameter optimization. In Hutter et al. [46], pages 3–38. Available for free at <http://automl.org/book>.
- [34] A. Forrester, A. Sobester, and A. Keane. Multi-fidelity optimization via surrogate modelling. *Proceedings of The Royal Society A Mathematical Physical and Engineering Sciences*, 463: 3251–3269, 2007.
- [35] I. Gent, S. Grant, E. MacIntyre, P. Prosser, P. Shaw, B. Smith, and T. Walsh. How not to do it. Technical Report 97.92, University of Leeds, 1997.
- [36] P. Gijsbers, E. LeDell, S. Poirier, J. Thomas, B. Bischl, and J. Vanschoren. An open source AutoML benchmark. In K. Eggenberger, M. Feurer, F. Hutter, and J. Vanschoren, editors, *ICML workshop on Automated Machine Learning (AutoML workshop 2019)*, 2019.
- [37] D. Golovin, B. Solnik, S. Moitra, G. Kochanski, J. Karro, and D. Sculley. Google Vizier: A service for black-box optimization. In S. Matwin, S. Yu, and F. Farooq, editors, *Proceedings of the 23rd ACM SIGKDD International Conference on Knowledge Discovery and Data Mining (KDD)*, pages 1487–1495. ACM Press, 2017.
- [38] I. Guyon, L. Sun-Hosoya, M. Boullé, H. Escalante, S. Escalera, Z. Liu, D. Jajetic, B. Ray, M. Saeed, M. Sebag, A. Statnikov, W. Tu, and E. Viegas. Analysis of the AutoML challenge series 2015-2018. In Hutter et al. [46]. Available for free at <http://automl.org/book>.
- [39] D. Hand. Classifier Technology and the Illusion of Progress. *Statistical Science*, 21(1), 2006.
- [40] N. Hansen, A. Auger, R. Ros, O. Mersman, T. Tušar, and D. Brockhoff. COCO: A platform for comparing continuous optimizers in a black-box setting. *Optimization Methods and Software*, 2020.
- [41] A. Howe and E. Dahlman. A critical assessment of benchmark comparison in planning. *Journal of Artificial Intelligence Research*, 17:1–33, 2002.
- [42] F. Hutter. *Automated Configuration of Algorithms for Solving Hard Computational Problems*. PhD thesis, University of British Columbia, Department of Computer Science, Vancouver, Canada, 2009.
- [43] F. Hutter and M. Osborne. A kernel for hierarchical parameter spaces. *arXiv:1310.5738v1 [stats.ML]*, 2013.

- [44] F. Hutter, H. Hoos, and K. Leyton-Brown. Sequential model-based optimization for general algorithm configuration. In C. Coello, editor, *Proceedings of the Fifth International Conference on Learning and Intelligent Optimization (LION'11)*, volume 6683 of *Lecture Notes in Computer Science*, pages 507–523. Springer, 2011.
- [45] F. Hutter, M. López-Ibáñez, C. Fawcett, M. Lindauer, H. Hoos, K. Leyton-Brown, and T. Stützle. AClib: a benchmark library for algorithm configuration. In P. Pardalos and M. Resende, editors, *Proceedings of the Eighth International Conference on Learning and Intelligent Optimization (LION'14)*, Lecture Notes in Computer Science, pages 36–40. Springer, 2014.
- [46] F. Hutter, L. Kotthoff, and J. Vanschoren, editors. *Automated Machine Learning: Methods, Systems, Challenges*, 2019. Springer. Available for free at <http://automl.org/book>.
- [47] K. Jamieson and A. Talwalkar. Non-stochastic best arm identification and hyperparameter optimization. In A. Gretton and C. Robert, editors, *Proceedings of the Seventeenth International Conference on Artificial Intelligence and Statistics (AISTATS)*, volume 51. Proceedings of Machine Learning Research, 2016.
- [48] D. Jones, M. Schonlau, and W. Welch. Efficient global optimization of expensive black box functions. *Journal of Global Optimization*, 13:455–492, 1998.
- [49] K. Kandasamy, G. Dasarathy, J. Schneider, and B. Póczos. Multi-fidelity Bayesian Optimisation with Continuous Approximations. In D. Precup and Y. Teh, editors, *Proceedings of the 34th International Conference on Machine Learning (ICML'17)*, volume 70, pages 1799–1808. Proceedings of Machine Learning Research, 2017.
- [50] K. Kandasamy, K. Vysyaraju, W. Neiswanger, B. Paria, C. Collins, J. Schneider, B. Póczos, and E. Xing. Tuning hyperparameters without grad students: Scalable and robust bayesian optimisation with Dragonfly. *Journal of Machine Learning Research*, 21(81):1–27, 2020.
- [51] A. Klein and F. Hutter. Tabular benchmarks for joint architecture and hyperparameter optimization. *arXiv:1905.04970 [cs.LG]*, 2019.
- [52] A. Klein, S. Falkner, S. Bartels, P. Hennig, and F. Hutter. Fast Bayesian optimization of machine learning hyperparameters on large datasets. In A. Singh and J. Zhu, editors, *Proceedings of the Seventeenth International Conference on Artificial Intelligence and Statistics (AISTATS)*, volume 54. Proceedings of Machine Learning Research, 2017.
- [53] A. Klein, Z. Dai, F. Hutter, N. Lawrence, and J. Gonzalez. Meta-surrogate benchmarking for hyperparameter optimization. In Wallach et al. [91], pages 6267–6277.
- [54] A. Klein, L. Chi-Chun Tiao, T. Lienart, C. Archambeau, and M. Seeger. Model-based asynchronous hyperparameter and neural architecture search, 2021. URL <https://openreview.net/forum?id=a2rFihIU7i>.
- [55] H. Kriegel, E. Schubert, and A. Zimek. The (black) art of runtime evaluation: Are we comparing algorithms or implementations? *Knowl. Inf. Syst.*, 52(2), 2017.
- [56] A. Kuhnle, M. Schaarschmidt, and K. Fricke. Tensorforce: a TensorFlow library for applied reinforcement learning. Web page, 2017. URL <https://github.com/tensorforce/tensorforce>.
- [57] G. Kurtzer, V. Sochat, and M. Bauer. Singularity: Scientific containers for mobility of compute. *PloS one*, 12(5), 2017.
- [58] D. Kühn, P. Probst, J. Thomas, and B. Bischl. Automatic exploration of machine learning experiments on openml. *arXiv:1806.10961 [stats.ML]*, 2018.
- [59] L. Li, K. Jamieson, G. DeSalvo, A. Rostamizadeh, and A. Talwalkar. Hyperband: A novel bandit-based approach to hyperparameter optimization. *Journal of Machine Learning Research*, 18(185):1–52, 2018.

- [60] L. Li, K. Jamieson, A. Rostamizadeh, E. Gonina, J. Bentzur, M. Hardt, B. Recht, and A. Talwalkar. A system for massively parallel hyperparameter tuning. In I. Dhillon, D. Papailiopoulos, and V. Sze, editors, *Proceedings of Machine Learning and Systems*, volume 2, pages 230–246, 2020.
- [61] M. Lindauer and F. Hutter. Best practices for scientific research on neural architecture search. *Journal of Machine Learning Research*, 21:1–18, 2020.
- [62] M. Lindauer, K. Eggenberger, M. Feurer, S. Falkner, A. Biedenkapp, and F. Hutter. SMACv3: Algorithm configuration in Python. github.com/automl/SMAC3, 2017.
- [63] M. Lindauer, M. Feurer, K. Eggenberger, A. Biedenkapp, and F. Hutter. Towards assessing the impact of bayesian optimization’s own hyperparameters. In P. De Causmaecker, M. Lombardi, and Y. Zhang, editors, *IJCAI 2019 DSO Workshop*, 2019.
- [64] Z. Liu, A. Pavao, Z. Xu, S. Escalera, F. Ferreira, I. Guyon, S. Hong, F. Hutter, R. Ji, J. Jacques Junior, G. Li, M. Lindauer, Z. Luo, M. Madadi, T. Nierhoff, K. Niu, C. Pan, D. Stoll, S. Treguer, J. Wang, P. Wang, C. Wu, , Y. Xiong, A. Zela, and Y. Zhang. Winning solutions and post-challenge analyses of the ChaLearn AutoDL challenge 2019. *hal-02957135*, 2020.
- [65] D. Maclaurin, D. Duvenaud, and R. Adams. Gradient-based Hyperparameter Optimization through Reversible Learning. In F. Bach and D. Blei, editors, *Proceedings of the 32nd International Conference on Machine Learning (ICML’15)*, volume 37, pages 2113–2122. Omnipress, 2015.
- [66] R. Martinez-Cantin. Funneled Bayesian optimization for design, tuning and control of autonomous systems. *IEEE Transactions on Cybernetics*, 49(4):1489–1500, 2019.
- [67] G. Melis, C. Dyer, and P. Blunsom. On the state of the art of evaluation in neural language models. In *Proceedings of the International Conference on Learning Representations (ICLR’18)*, 2018. Published online: iclr.cc.
- [68] L. Metz, N. Maheswaranathan, R. Sun, C. Freeman, B. Poole, and J. Sohl-Dickstein. Using a thousand optimization tasks to learn hyperparameter search strategies. *arXiv:2002.11887 [cs.LG]*, 2020.
- [69] D. Molina, A. Latorre, and F. Herrera. An insight into bio-inspired and evolutionary algorithms for global optimization: Review, analysis, and lessons learnt over a decade of competitions. *Cognitive Computation*, 10:517–544, 2018.
- [70] P. Moritz, R. Nishihara, S. Wang, A. Tumanov, R. Liaw, E. Liang, M. Elibol, Z. Yang, W. Paul, M. Jordan, and I. Stoica. Ray: A distributed framework for emerging AI applications. *arXiv:1712.05889v2 [cs.DC]*, 2018.
- [71] S. Narang, H. Chung, Y. Tay, W. Fedus, T. Fevry, M. Matena, K. Malkan, N. Fiedel, N. Shazeer, Z. Lan, Y. Zhou, W. Li, N. Ding, J. Marcus, A. Roberts, and C. Raffel. Do transformer modifications transfer across implementations and applications? *arxiv:2102.11972 [cs.LG]*, 2021.
- [72] M. Osborne, R. Garnett, and S. Roberts. Gaussian processes for global optimization. In T. Stützle, editor, *Proceedings of the International Conference on Learning and Intelligent Optimization (LION)*, volume 5851 of *Lecture Notes in Computer Science*. Springer, 2009.
- [73] F. Pedregosa, G. Varoquaux, A. Gramfort, V. Michel, B. Thirion, O. Grisel, M. Blondel, P. Prettenhofer, R. Weiss, V. Dubourg, J. Vanderplas, A. Passos, D. Cournapeau, M. Brucher, M. Perrot, and E. Duchesnay. Scikit-learn: Machine learning in Python. *Journal of Machine Learning Research*, 12:2825–2830, 2011.
- [74] V. Perrone, R. Jenatton, M. Seeger, and C. Archambeau. Scalable hyperparameter transfer learning. In S. Bengio, H. Wallach, H. Larochelle, K. Grauman, N. Cesa-Bianchi, and R. Garnett, editors, *Proceedings of the 31st International Conference on Advances in Neural Information Processing Systems (NeurIPS’18)*, pages 12751–12761, 2018.

- [75] J. Petrak. Fast subsampling performance estimates for classification algorithm selection. Technical Report TR-2000-07, Austrian Research Institute for Artificial Intelligence, 2000.
- [76] J. Rapin and O. Teytaud. Nevergrad - A gradient-free optimization platform. <https://GitHub.com/FacebookResearch/Nevergrad>, 2018.
- [77] J. Schulman, F. Wolski, P. Dhariwal, A. Radford, and O. Klimov. Proximal policy optimization algorithms. *arXiv:1707.06347 [cs.LG]*, 2017.
- [78] J. Siems, L. Zimmer, A. Zela, J. Lukasik, M. Keuper, and F. Hutter. NAS-Bench-301 and the case for surrogate benchmarks for neural architecture search. *arXiv:2008.09777 [cs.LG]*, 2020.
- [79] J. Snoek, H. Larochelle, and R. Adams. Practical Bayesian optimization of machine learning algorithms. In P. Bartlett, F. Pereira, C. Burges, L. Bottou, and K. Weinberger, editors, *Proceedings of the 25th International Conference on Advances in Neural Information Processing Systems (NeurIPS’12)*, pages 2960–2968, 2012.
- [80] J. Springenberg, A. Klein, S. Falkner, and F. Hutter. Bayesian optimization with robust Bayesian neural networks. In D. Lee, M. Sugiyama, U. von Luxburg, I. Guyon, and R. Garnett, editors, *Proceedings of the 29th International Conference on Advances in Neural Information Processing Systems (NeurIPS’16)*, 2016.
- [81] R. Storn and K. Price. Differential evolution – a simple and efficient heuristic for global optimization over continuous spaces. *Journal of Global Optimization*, 11:341–359, 1997.
- [82] K. Swersky, J. Snoek, and R. Adams. Multi-task Bayesian optimization. In C. Burges, L. Bottou, M. Welling, Z. Ghahramani, and K. Weinberger, editors, *Proceedings of the 26th International Conference on Advances in Neural Information Processing Systems (NeurIPS’13)*, pages 2004–2012, 2013.
- [83] K. Swersky, J. Snoek, and R. Adams. Freeze-thaw Bayesian optimization. *arXiv:1406.3896 [stats.ML]*, 2014.
- [84] S. Takeno, H. Fukuoka, Y. Tsukada, T. Koyama, M. Shiga, I. Takeuchi, and M. Karasuyama. Multi-fidelity Bayesian optimization with max-value entropy search and its parallelization. In H. Daume III and A. Singh, editors, *Proceedings of the 37th International Conference on Machine Learning (ICML’20)*, volume 98, pages 9334–9345. Proceedings of Machine Learning Research, 2020.
- [85] Theano Development Team. Theano: A Python framework for fast computation of mathematical expressions. *arXiv:1605.02688 [cs.SC]*, 2016.
- [86] C. Thornton, F. Hutter, H. Hoos, and K. Leyton-Brown. Auto-WEKA: combined selection and hyperparameter optimization of classification algorithms. In I. Dhillon, Y. Koren, R. Ghani, T. Senator, P. Bradley, R. Parekh, J. He, R. Grossman, and R. Uthrusamy, editors, *The 19th ACM SIGKDD International Conference on Knowledge Discovery and Data Mining (KDD’13)*, pages 847–855. ACM Press, 2013.
- [87] R. Turner and D. Eriksson. Bayesmark: Benchmark framework to easily compare bayesian optimization methods on real machine learning tasks. github.com/uber/bayesmark, 2019.
- [88] R. Turner, D. Eriksson, M. McCourt, J. Kiili, E. Laaksonen, Z. Xu, and I. Guyon. Bayesian optimization is superior to random search for machine learning hyperparameter tuning: Analysis of the black-box optimization challenge 2020. *arXiv:2104.10201 [cs.LG]*, 2021.
- [89] J. Vanschoren. Meta-learning. In Hutter et al. [46], pages 35–61. Available for free at <http://automl.org/book>.
- [90] J. Vanschoren, J. N. Van Rijn, B. Bischl, and L. Torgo. Openml: networked science in machine learning. *ACM SIGKDD Explorations Newsletter*, 15(2):49–60, 2014.
- [91] H. Wallach, H. Larochelle, A. Beygelzimer, F. d’Alché-Buc, E. Fox, and R. Garnett, editors. *Proceedings of the 32nd International Conference on Advances in Neural Information Processing Systems (NeurIPS’19)*, 2019.

- [92] T. Weise, R. Chiong, and K. Tang. Evolutionary optimization: Pitfalls and booby traps. *Journal of Computer Science and Technology*, 27:907–936, 2012.
- [93] M. Wistuba, N. Schilling, and L. Schmidt-Thieme. Two-stage transfer surrogate model for automatic hyperparameter optimization. In P. Frasconi, N. Landwehr, G. Manco, and J. Vreeken, editors, *Machine Learning and Knowledge Discovery in Databases (ECML/PKDD’16)*, Lecture Notes in Computer Science, pages 199–214. Springer, 2016.
- [94] M. Wistuba, N. Schilling, and L. Schmidt-Thieme. Scalable Gaussian process-based transfer surrogates for hyperparameter optimization. *Machine Learning*, 107(1):43–78, 2018.
- [95] J. Wu, M. Poloczek, A. Wilson, and P. Frazier. Bayesian optimization with gradients. In I. Guyon, U. von Luxburg, S. Bengio, H. Wallach, R. Fergus, S. Vishwanathan, and R. Garnett, editors, *Proceedings of the 30th International Conference on Advances in Neural Information Processing Systems (NeurIPS’17)*, 2017.
- [96] J. Wu, S. Toscano-Palmerin, P. Frazier, and A. Wilson. Practical multi-fidelity Bayesian optimization for hyperparameter tuning. In A. Globerson and R. Silva, editors, *Proceedings of the 34th conference on Uncertainty in Artificial Intelligence (UAI’18)*, volume 115, pages 788–798. AUAI Press, 2020.
- [97] Y. Xiao, E. Xing, and W. Neiswanger. Amortized auto-tuning: Cost-efficient transfer optimization for hyperparameter recommendation. *arXiv:2106.09179 [cs.LG]*, 2021.
- [98] C. Ying, A. Klein, E. Real, E. Christiansen, K. Murphy, and F. Hutter. NAS-Bench-101: Towards reproducible neural architecture search. In K. Chaudhuri and R. Salakhutdinov, editors, *Proceedings of the 36th International Conference on Machine Learning (ICML’19)*, volume 97, pages 7105–7114. Proceedings of Machine Learning Research, 2019.
- [99] A. Zela, J. Siems, and F. Hutter. NAS-Bench-1Shot1: Benchmarking and dissecting one-shot neural architecture search. In *Proceedings of the International Conference on Learning Representations (ICLR’20)* icl [1]. Published online: iclr.cc.

A Benchmarking efforts

In addition to Section 3 of the main paper, we provide here a non-exhaustive list of further benchmarking libraries in the area of HPO consisting of not only a publication but which constitute or constituted a long-running effort to compare methods:

- HPOLib [27] to benchmark global optimization methods
- ACLib [45] to benchmark algorithm configuration methods
- OpenAI Gym [15] to benchmark RL methods
- COCO [40] to compare continuous optimization methods
- Bayesmark [87] to benchmark Bayesian optimization methods
- OpenML benchmarking suites [12] provides a set of datasets for supervised classification

B Benchmarking competitions

In addition to Section 3 of the main paper, we provide here a non-exhaustive list of benchmarking competitions on HPO and related topics:

- The AutoML challenges [38]
- The AutoDL challenge [64]
- NeurIPS 2020 Black-Box optimization challenge [88]
- The KDD cup (see <https://www.kdd.org/kdd-cup>)
- Challenges in Machine Learning (CIML) workshop series (see <https://ciml.chalearn.org/>)
- Black-box Optimization Benchmarking (BBOB) workshop series [69] (see <https://numbbo.github.io/workshops/>)

C More Details on Considered Benchmarks

In addition to the main paper, here we provide further details on our benchmarks collected. We start with issues we faced during collection and then briefly describe all benchmarks.

C.1 Conflicting Dependencies.

During benchmark collection, we also encountered a few examples of conflicting dependencies and updated interfaces making long-term maintenance of non-containerized benchmarks hard: *Net* [32] was built with the latest version of scikit-learn [73] (0.18) when it was developed but is incompatible with the current version (0.24); the *Cartpole* benchmark does not run with the latest version of TensorFlow [56] due to a change in the API; *NB201* [25] changed its interface as well as the underlying data from its initial release. Additionally, in total, none of the *existing community* benchmarks we collected for this paper had a full list of dependencies given.

C.2 Benchmarks

Here, we provide more details on the benchmarks currently in *HPOBench*.

Cartpole [32] A highly stochastic benchmark having 7 hyperparameters of the *proximal policy optimization* [77] algorithm implemented in TensorFlow [56] for the *cartpole swing-up* task implemented in the OpenAI Gym [15]. The number of repetitions is used as the fidelity and this benchmark is available only as a *raw* benchmark.

BNN [32] The Bayesian neural network benchmark is a 4-hyperparameter tuning task to minimize the negative log-likelihood of a Bayesian neural network trained with stochastic gradient Hamilton Monte-Carlo [18] with scale adaption [80] on two different regression datasets from the UCI repository ([26], Protein Structure and YearPredictionMSD). It is implemented with Lasagne [22] and Theano [85]. It uses the number of MCMC sampling steps and is available only as a *raw* benchmark.

Net [32] This benchmark has 6 architectural and training hyperparameters to train a feed-forward neural network on six different datasets from OpenML [90]: Adult, Higgs, Letter, MNIST, Optdigits and Poker. As fidelity it uses the number of training epochs for the neural networks and is available only as a random forest-based *surrogate* benchmark.

NBHPO. [51] This benchmark is a joint neural architecture search and HPO for a 2-layer feedforward neural network. The output layer was designed as a linear layer with parameterized architecture details and training parameters while the search space is a large grid of configurations on four popular UCI datasets for regression: protein structure, slice localization, naval propulsion and parkinsons telemonitoring.

NB101. [98] This was the first introduced NAS benchmark based on tabular lookup, designed for reproducibility in NAS research. Each architecture is represented as a stack of architectural cells, where each such cell is represented as directed acyclic graphs (DAGs). The benchmark offers a search space that includes nearly 423k unique architectures by parameterizing the nodes and edges of the DAGs. The lookup table allows to query performance of architectures on the Cifar-10 dataset. Additionally, queries can be made for intermediate training epochs too, thereby allowing multi-fidelity optimization. In contrast to the original implementation, we always return the average across the three repetitions as a score.

NB1Shot1. [99] The NAS-Bench-1shot1 was derived from the large architecture space of NAS-Bench-101, such that, weight-sharing based one-shot NAS methods can be applied for this tabular lookup. The cell-level encoding was modified to yield 3 variants of the architecture space which contains around 6k (search space 1), 29k (search space 2), 300k (search space 3) architectures. In contrast to the original implementation we always return the average across the three repetitions as a score.

NB201. [25] To further aid the use of weight sharing algorithms to NAS Benchmarks, this benchmark introduced a fixed cell search space wherein a DAG has only 4 nodes that define the cell architecture. Whereas the edges define the operations. Thus, creating a search space of around 15k unique architectures. NAS-Bench-201 provides a lookup table for Cifar-10, Cifar-100, and ImageNet16-120. In contrast to the original implementation we always return the average across the three repetitions as a score.

SVM A 2-dimensional benchmark for a SVM model with an RBF kernel with the *regularization* and the kernel coefficient *gamma* as available hyperparameters to tune. It uses the dataset subset fraction as the fidelity and is available as both *raw* and *tabular* benchmarks. For the tabular version, we discretized each hyperparameter into 21 bins for 441 unique hyperparameter configurations and evaluated each of these on 20 datasets from the AutoML benchmark [36].

LogReg This benchmark has 2 hyperparameters – learning rate and regularization for a logistic regression model trained using Stochastic Gradient Descent (SGD). It uses dataset fraction and/or the number of SGD iterations as the fidelity and is available as both a *raw* and *tabular* benchmark. For the tabular version we evaluated a grid of 625 configurations on 20 datasets from the AutoML benchmark [36].

XGBoost This benchmark has 4 hyperparameters that tune the maximum depth per tree, the features subsampled per tree, the learning rate and the L2 regularization for the XGBoost model. It uses dataset fraction and/or the number of boosting iterations as fidelities and is available as both a *raw* and *tabular* benchmark. For the tabular version we discretized each hyperparameter into 10 bins and evaluated the resulting grid of 10k configurations on 20 datasets from the AutoML benchmark [36].

RandomForest This benchmark has 4 hyperparameters that tune the maximum depth per tree, the maximum features subsampled per split, the minimum number of samples required for splitting a node, and the minimum number of samples required in each leaf node for a random forest model. It uses dataset fraction and/or the number of trees as fidelities and is available as both a *raw* and *tabular* benchmark. For the tabular version we discretized each hyperparameter into 10 bins and evaluated the resulting grid of 10k configurations on 20 datasets from the AutoML benchmark [36].

MLP This benchmark has 5 hyperparameters – two hyperparameters that determine the depth and width of the network; three more hyperparameters tune the batch size, L2 regularization and the initial learning rate for Adam. It uses dataset fraction and/or the number of epochs as fidelities and is available as both a *raw* and *tabular* benchmark. For the tabular version, we discretized each

Table 3: OpenML Task IDs used from the AutoML Benchmark for *SVM*, *LogReg*, *XGBoost* and *RandomForest*. *MLP* uses the first 8 Task IDs. The table shows the total number of instances available (train + test) as *#obs*, and the total number of features prior to preprocessing as *#feat* (including the class label).

name	tid	#obs	#feat
blood-transfusion-service-center	10101	748	5
vehicle	53	846	19
Australian	146818	690	15
car	146821	1728	7
phoneme	9952	5404	6
segment	146822	2310	20
credit-g	31	1000	21
kc1	3917	2109	22
sylvine	168912	5124	21
kr-vs-kp	3	3196	37
jungle_chess_2pcs_raw_endgame_complete	167119	44819	7
mfeat-factors	12	2000	217
shuttle	146212	58000	10
jasmine	168911	2984	145
cnae-9	9981	1080	857
numera128.6	167120	96320	22
bank-marketing	14965	45211	17
higgs	146606	98050	29
adult	7592	48842	15
nomao	9977	34465	119

hyperparameter into 10 bins and evaluated the resulting grid of $1k$ configurations for each of 30 different architectures, resulting in $30k$ configurations in total, on 8 datasets from the AutoML benchmark [36].

D Details on Hardware Used for Experiments

For our benchmark study we ran all jobs on a compute cluster equipped with Intel(R) Xeon(R) Gold 6242 CPU @ 2.80GHz. If not stated otherwise, we run all job on 1 CPU with up to 6GB RAM for at most 4 days or till the benchmark budget was exhausted. For runs that needed more memory to load data, we allowed up to 12GB RAM (*NB101*, *NB1Shot1*, *NB201*).

E Details on Runtime

Running all optimizers on the existing community benchmarks would take more than 1500 CPU years, but the use of tabular and surrogate-based benchmarks in *HPOBench* reduces this amount to *only* 19 CPU years. While this is still a lot, we emphasize that most of this time is used by the optimizers (and not the benchmarks). For developing and evaluating a new multi-fidelity method and comparing it to computationally cheap baselines, e.g. sequentially evaluating both *RS* and *DE* on all tabular and surrogate benchmarks took < 10 CPU days, *HB* took around 40 CPU days and *DEHB* needed around 110 CPU days. To further explain the amount of time it took to obtain results for our empirical study, we look at statistics of our runs. In Table 4, we report the average runtime (in hours, maximum 96, however, we only record the last call to our objective function, so a runtime of, e.g. 95 could also mean that the optimizer did not call the objective function for 2 hours and was then forcefully terminated) and the number of calls/100 to the objective function for one exemplary benchmark per family. The last two rows show the total time spent on obtaining results for all raw benchmarks and surrogate plus tabular benchmarks per optimizers. Additionally, we give the overall amount of compute spent on our empirical study.

Looking at the first part of the table, we favourably see, that most optimizers on average took less than two hours to spend the simulated optimization budget. However, there are some exceptions

like BO_{GP} and DF mostly hitting the optimization budget of 4 days resulting in fewer calls to the objective function and worse performance.

Additionally, these statistics also allow to study some failure cases of the optimizers. For DF on $NB1Shot1$, it only evaluated 90 configurations while taking less than 1 hour. Here DF stopped right after the initial design, because it could not construct a model, the same happened for the BNN benchmarks and thus the total runtime for the raw benchmarks is substantially lower. Finally, RS called $NB101_{Cf10A}$ three times more often than other black-box optimizers, because the table underlying this benchmark does not cover the complete hyperparameter space and thus returns a loss of 1 and costs of 0 for configurations not in the table. More advanced search algorithms avoid these seemingly badly performing regions and thus sample more *costly* evaluations.

Table 4: We report the median wallclock time (in hours) and number of calls/100 to the objective function for all optimizers and one benchmark per benchmark family.

optimizer	<i>NetAdult</i>		<i>NBHPO_Slice</i>		<i>NB101_{Cf10A}</i>		<i>NB201_{Cf100}</i>		<i>NB1Shot1_1</i>		total time	
	t	#c	t	#c	t	#c	t	#c	t	#c	raw	tab+sur
<i>RS</i>	0	25	0	47	0	118	0	9	0	23	2297	147
<i>DE</i>	0	25	0	29	0	31	0	7	0	13	2295	64
<i>Ray_{hyp}</i>	0	25	1	40	0	22	0	7	0	13	2268	2231
<i>BO_{KDE}</i>	0	25	0	61	0	30	0	8	0	27	2299	1443
<i>BO_{GP}</i>	82	13	96	11	96	7	10	7	91	12	2295	46196
<i>BO_{RF}</i>	2	25	2	43	2	39	0	8	1	21	2298	7325
<i>HB</i>	0	108	2	429	0	242	0	78	0	95	2300	907
<i>BOHB</i>	0	108	2	408	0	106	0	70	0	113	2300	1823
<i>DEHB</i>	0	108	2	310	0	118	0	63	0	63	2298	2682
<i>SMAC-HB</i>	8	104	29	428	8	166	2	81	2	96	2299	13893
<i>DF</i>	93	10	93	8	90	5	93	10	0	< 1	834	41895
<i>Ray_{hyp}^{asha}</i>	4	139	1	119	1	88	0	40	0	85	2292	9425
<i>Optuna_{tpe}^{hb}</i>	0	109	0	170	0	75	0	78	0	55	2300	1716
<i>Optuna_{tpe}^{md}</i>	4	287	0	140	0	81	0	28	0	78	2301	6081
sum in CPU years											3.5	15.5

F More Details on Considered Optimizers

Here, we provide additional details on the optimizers used in this work. We provide an overview in Table 5 and then briefly explain our baselines, black-box and multi-fidelity optimizers in detail.

F.1 Baselines

Random Search (RS) is a simple baseline that samples new configurations uniformly at random from a prior. It was proposed as an improved baseline over grid search [8] as it can handle low intrinsic dimensionality and is easier to run in parallel.

Hyperband (HB) [59] is a bandit algorithm for the pure-exploration, non-stochastic infinite-armed bandit problem which we described in Section 2. We will use it as a random search baseline for multi-fidelity optimization.

F.2 Black-box Optimizers

BO_{GP} is an implementation of traditional Gaussian process-based BO with a Matérn kernel [79] and a SOBOLE sequence initial design [48]. For categorical hyperparameters it uses a Hamming kernel [42] and is implemented in the SMAC toolbox [62], thus it is using local search for acquisition function optimization [44]. Its hyperparameters were tuned for good average performance over 50 function evaluations using meta-optimization [63].

BO_{RF} is similar to BO_{GP} but uses random forests as suggested in the original SMAC publication [44]. In contrast to the original hyperparameter setting of SMAC with random forests, this version uses a SOBOLE sequence initial design [48] and only 20% interleaved random samples instead of 50%.

Table 5: Overview of HPO optimizers considered in this study. For each optimizer we list the model type, what types of hyperparameters and fidelities it can handle (the tool can either handle it natively (✓), not handle it (✗) or we could transform the type ((✓))), a link to the codebase and references.

name	model	cont	types cat	log	fidelities disc.	cont.	link	reference	version
<i>RS</i>	-	✓	✓	✓	✗	✗	-	[8]	
<i>BO_{GP}</i>	GP	✓	✓	✓	✗	✗	SMAC3	[44]	1.0.1
<i>BO_{RF}</i>	RF	✓	✓	✓	✗	✗	SMAC3	[44]	1.0.1
<i>BO_{KDE}</i>	KDE	✓	✓	✓	✗	✗	HpBandSter	[32]	0.7.4
<i>Ray_{hyp}</i>	TPE	✓	✓	✓	✗	✗	Ray	[70]	1.5.0
<i>DE</i>	-	✓	✓	✓	✗	✗	DEHB	[3]	git commit
<i>HB</i>	-	✓	✓	✓	(✓)	✓	HpBandSter	[59]	0.7.4
<i>BOHB</i>	KDE	✓	✓	✓	(✓)	✓	HpBandSter	[32]	0.7.4
<i>DEHB</i>	-	✓	✓	✓	(✓)	✓	DEHB	[4]	git commit
<i>SMAC-HB</i>	RF	✓	✓	✓	(✓)	✓	SMAC3	[44]	1.0.1
<i>DF</i>	GP	✓	✓	(✓)	✓	✓	Dragonfly	[50]	0.1.5
<i>Ray_{hyp}^{asha}</i>	TPE	✓	✓	✓	✓	✗	Ray	[70]	1.5.0
<i>Optuna_{tpe}^{md}</i>	TPE	✓	✓	✓	✓	✗	Optuna	[2]	2.8.0
<i>Optuna_{tpe}^{hb}</i>	TPE	✓	✓	✓	✓	✗	Optuna	[2]	2.8.0

These hyperparameter settings were found via meta-optimization [63] for good average performance over 50 function evaluations.

BO_{KDE} is a re-implementation of the TPE algorithm using multi-dimensional kernel density estimators as used by the ***BOHB*** algorithm [32]. Instead of modeling the objective function as $p(y|x)$, it models two densities, $p(x|y_{good})$ and $p(x|y_{bad})$, and uses their ratio that is proportional to the expected improvement acquisition function [9].

DE. We use the canonical DE with *rand/1* as the mutation strategy and *binomial* crossover. We set the mutation factor F and crossover rate CR to 0.5 each and the population size NP to 20 [3].

Ray_{hyp} offers an interface to hyperopt’s implementation of the Tree Parzen Estimator (TPE) based sampling strategy [10]. We use the implementation provided by Ray Tune which is a core library of Ray, a framework for building distributed applications [70]. For *Ray_{hyp}*, we kept gamma to its default value of 0.25.

F.3 Multi-fidelity Optimizers

BOHB [32] combines ***BO*** and ***HB*** with the goal of both algorithms complementing each other. It follows the regular ***HB*** scheme, but instead of sampling configurations at random it uses ***BO***. For ***BO*** it uses a KDE model as described above. To handle multiple fidelities it builds an independent model per fidelity, but only if there is sufficient (number of hyperparameters + 1) training data available, to then always use the model from the highest fidelity for which a model is available.

SMAC-HB is a straight-forward re-implementation of the ***BOHB*** algorithm using the ***BO_{RF}*** building blocks described in the previous section.

DEHB [4] is a new model-free successor of ***BOHB*** which uses the evolutionary optimization method DE instead of BO. For each fidelity, ***DEHB*** maintains a subpopulation and runs a separate DE evolution while the information about good configurations flows from subpopulations at lower fidelities to those at higher fidelities through a modified mutation strategy. The mutation allows the use of these good configurations from lower fidelities to be selected as parents to evolve the new subpopulation at a higher fidelity. The hyperparameters of the ***DE***-part of ***DEHB*** are set exactly as for ***DE*** described above.

Dragonfly (DF) [50] is a BO algorithm which implements an improved version of the BOCA algorithm [49], which uses Gaussian processes and the upper confidence bound acquisition function to first decide a location to query before deciding the fidelity to query.

Optuna_{tpe}^{md} is implemented in the Optuna framework [2], which is a high level optimization framework that allows to combine sampling (to propose new configurations to evaluate) and pruning (to stop

configurations if they are not promising) strategies to construct optimization algorithms. $Optuna_{tpe}^{md}$ uses TPE as a sampling algorithm and the median stopping [37] rule as a pruning algorithm. It fits a Gaussian Mixture Model on the best so far seen configurations. The pruner stops a configuration if its best intermediate result is worse compared to the median of the other configurations on the same fidelity level.

$Optuna_{tpe}^{hb}$ is like $Optuna_{tpe}^{md}$ implemented in the Optuna framework [2] and uses TPE for sampling, but *HB* as a pruning algorithm.

Ray_{hyp}^{asha} is like Ray_{hyp} implemented in Ray Tune [70] and combines the TPE algorithm with asynchronous successive halving algorithm (ASHA [60]) for allocating more resources to promising configurations.

G More Results

Here, we give more results on our large-scale empirical study. First, we report results for all optimizers in Table 6 and 7. Second, we report average ranking-over-time for each benchmark family in Figure 6, 8 and 7. Finally, we show performance-over-time plots for all *existing community* benchmarks in Figure 8, 10 and 9.

Table 6: Final performance over 32 repetitions of each optimizer (median regret in case of tabular and surrogate benchmarks and the raw function value for raw benchmarks). We report results per *existing community* benchmark (top) and the average across datasets for the *new* benchmarks (bottom). We boldface the best result per row and for the *existing community* benchmarks we also underline results that are not statistically different according to a two-sided Wilcoxon signed-rank test with $\alpha = 0.05$.

benchmark	black-box optimizers					
	<i>RS</i>	<i>DE</i>	<i>BO_{GP}</i>	<i>BO_{RF}</i>	<i>Ray_{hyp}</i>	<i>BO_{KDE}</i>
<i>Cartpole</i>	512.61111	469.83333	228.27778	<u>203.38889</u>	475.55556	242.05556
<i>BNN_{Protein}</i>	3.17763	<u>3.05225</u>	3.10514	3.09424	3.06896	3.03386
<i>BNN_{Year}</i>	4.07933	3.99666	3.97039	3.88006	4.00406	3.89429
<i>Net_{Adult}</i>	0.00258	<u>0.00072</u>	0.00141	0.00110	0.00063	<u>0.00067</u>
<i>Net_{Higgs}</i>	0.00390	0.00194	0.00250	0.00277	<u>0.00220</u>	0.00271
<i>Net_{Letter}</i>	0.00263	0.00000	0.00095	0.00055	<u>0.00011</u>	0.00067
<i>Net_{MNIST}</i>	0.00097	0.00014	0.00040	0.00019	0.00020	0.00038
<i>Net_{OptDig}</i>	0.00229	0.00048	0.00225	0.00137	0.00056	0.00149
<i>Net_{Poker}</i>	0.00099	0.00054	0.00051	0.00024	<u>0.00047</u>	<u>0.00035</u>
<i>NBHPO_{Naval}</i>	0.00000	0.00000	0.00001	<u>0.00000</u>	<u>0.00000</u>	0.00001
<i>NBHPO_{Park}</i>	0.00000	0.00000	0.00140	<u>0.00000</u>	0.00092	0.00092
<i>NBHPO_{Prot}</i>	0.00328	0.00000	0.00000	<u>0.00000</u>	<u>0.00000</u>	0.00390
<i>NBHPO_{Slice}</i>	0.00004	0.00000	0.00006	0.00000	0.00001	0.00004
<i>NB101_{Cf10A}</i>	0.00638	0.00417	0.00638	0.00497	0.00638	0.00638
<i>NB101_{Cf10B}</i>	0.00638	<u>0.00497</u>	0.00638	0.00454	0.00497	0.00611
<i>NB101_{Cf10C}</i>	0.00638	0.00491	0.00638	0.00638	<u>0.00497</u>	0.00564
<i>NB201_{Cf10V}</i>	0.16667	0.00000	0.00000	0.00000	0.00000	0.18333
<i>NB201_{Cf100}</i>	0.86667	0.00000	0.00000	0.00000	0.30333	0.88833
<i>NB201_{INet}</i>	0.86667	0.49722	0.00000	0.27222	0.43056	0.95000
<i>NB1ShotI₁</i>	0.00033	0.00060	0.00000	0.00000	0.00087	0.00073
<i>NB1ShotI₂</i>	0.00107	0.00000	<u>0.00000</u>	0.00000	0.00093	0.00114
<i>NB1ShotI₃</i>	0.00249	0.00114	0.00177	0.00177	0.00177	0.00312
<i>SVM</i>	0.06459	0.06020	0.05121	0.05206	0.06235	0.06610
<i>LogReg</i>	0.00570	0.00545	0.00172	0.00172	0.00529	0.00689
<i>RandomForest</i>	0.05672	0.05701	0.01865	0.00107	0.02437	0.06828
<i>XGBoost</i>	0.00703	0.00579	0.00616	0.00601	0.01214	0.00763
<i>MLP</i>	0.01314	0.01083	0.00902	0.00953	0.01142	0.01358

Table 7: Final performance over 32 repetitions of each optimizer (median regret in case of tabular and surrogate benchmarks and the raw function value for raw benchmarks). We report results per *existing community* benchmark (top) and the average across datasets for the *new* benchmarks (bottom). We boldface the best result per row and for the *existing community* benchmarks we also underline results that are not statistically different according to a two-sided Wilcoxon signed-rank test with $\alpha = 0.05$.

benchmark	multi-fidelity optimizers				DF	Ray_{hyp}^{asha}	$Optuna_{tpe}^{md}$	$Optuna_{tpe}^{hb}$
	HB	BOHB	DEHB	SMAC-HB				
<i>Cartpole</i>	442.44444	207.44444	368.50000	<u>195.16667</u>	285.33333	525.44444	216.72222	294.05556
<i>BNN_{Protein}</i>	3.15370	<u>3.04419</u>	3.06033	3.06376	13.19803	3.08174	<u>3.03252</u>	3.07831
<i>BNN_{Year}</i>	4.17376	<u>3.90287</u>	3.95281	<u>3.91233</u>	13.67735	4.24374	<u>3.91723</u>	4.11693
<i>Net_{Adult}</i>	0.00204	<u>0.00059</u>	<u>0.00062</u>	<u>0.00067</u>	0.00298	<u>0.00045</u>	0.00067	0.00059
<i>Net_{Higgs}</i>	0.00369	0.00271	<u>0.00206</u>	0.00278	0.00469	<u>0.00210</u>	0.00212	<u>0.00209</u>
<i>Net_{Letter}</i>	0.00225	0.00132	<u>0.00032</u>	0.00075	0.00240	0.00115	0.00147	0.00045
<i>Net_{MNIST}</i>	0.00069	0.00029	<u>0.00018</u>	0.00023	0.00117	0.00025	0.00026	<u>0.00018</u>
<i>Net_{OptDig}</i>	0.00217	0.00153	0.00101	0.00161	0.00394	0.00113	0.00153	<u>0.00056</u>
<i>Net_{Poker}</i>	0.00086	0.00024	0.00031	<u>0.00008</u>	0.00053	0.00020	0.00020	0.00028
<i>NBHPO_{Naval}</i>	<u>0.00000</u>	0.00001	<u>0.00000</u>	0.00000	0.00001	0.00002	0.00002	0.00005
<i>NBHPO_{Park}</i>	<u>0.00000</u>	0.00088	<u>0.00000</u>	0.00000	0.00281	0.00230	0.00284	0.00150
<i>NBHPO_{Prot}</i>	0.00000	0.00256	<u>0.00000</u>	0.00000	0.00000	0.00371	0.00479	0.00162
<i>NBHPO_{Slice}</i>	0.00001	0.00005	<u>0.00000</u>	0.00001	0.00009	0.00011	0.00011	0.00004
<i>NB101_{Cf10A}</i>	0.00613	0.00611	<u>0.00482</u>	<u>0.00476</u>	0.00921	0.00942	0.00863	0.00638
<i>NB101_{Cf10B}</i>	0.00638	0.00604	0.00497	<u>0.00442</u>	0.00775	0.00648	0.00838	0.00608
<i>NB101_{Cf10C}</i>	0.00638	0.00603	<u>0.00486</u>	0.00638	0.00773	0.00713	0.00861	0.00638
<i>NB201_{Cf10V}</i>	0.06267	0.06267	<u>0.00000</u>	0.05333	<u>0.00000</u>	0.25067	0.51600	5.83600
<i>NB201_{Cf100}</i>	0.42500	0.52000	<u>0.00000</u>	0.33000	<u>0.00000</u>	1.00667	1.45167	13.18333
<i>NB201_{INet}</i>	0.45000	0.50000	<u>0.27222</u>	0.27222	<u>0.27222</u>	0.66389	1.41944	14.86111
<i>NB1Shot1₁</i>	0.00067	0.00160	<u>0.00000</u>	0.00040	0.00387	0.00482	0.00544	0.00224
<i>NB1Shot1₂</i>	0.00093	0.00107	<u>0.00000</u>	0.00090	0.00569	0.00411	0.00392	0.00140
<i>NB1Shot1₃</i>	0.00210	0.00210	<u>0.00154</u>	<u>0.00177</u>	0.00651	0.00399	0.00651	0.00224
<i>SVM</i>	0.08049	0.08012	<u>0.07888</u>	0.07972	0.10584	0.08820	0.08810	NA
<i>LogReg</i>	0.00684	0.00732	<u>0.00549</u>	0.02022	0.09953	0.00909	0.00829	0.00933
<i>RandomForest</i>	0.03979	0.06328	0.03377	<u>0.00420</u>	0.50919	0.04780	0.01618	0.02860
<i>XGBoost</i>	0.00755	0.00841	0.00765	<u>0.00577</u>	0.12598	0.01557	0.00895	0.00687
<i>MLP</i>	0.01285	0.01336	<u>0.01184</u>	0.01334	0.15177	0.01486	0.01256	0.01334

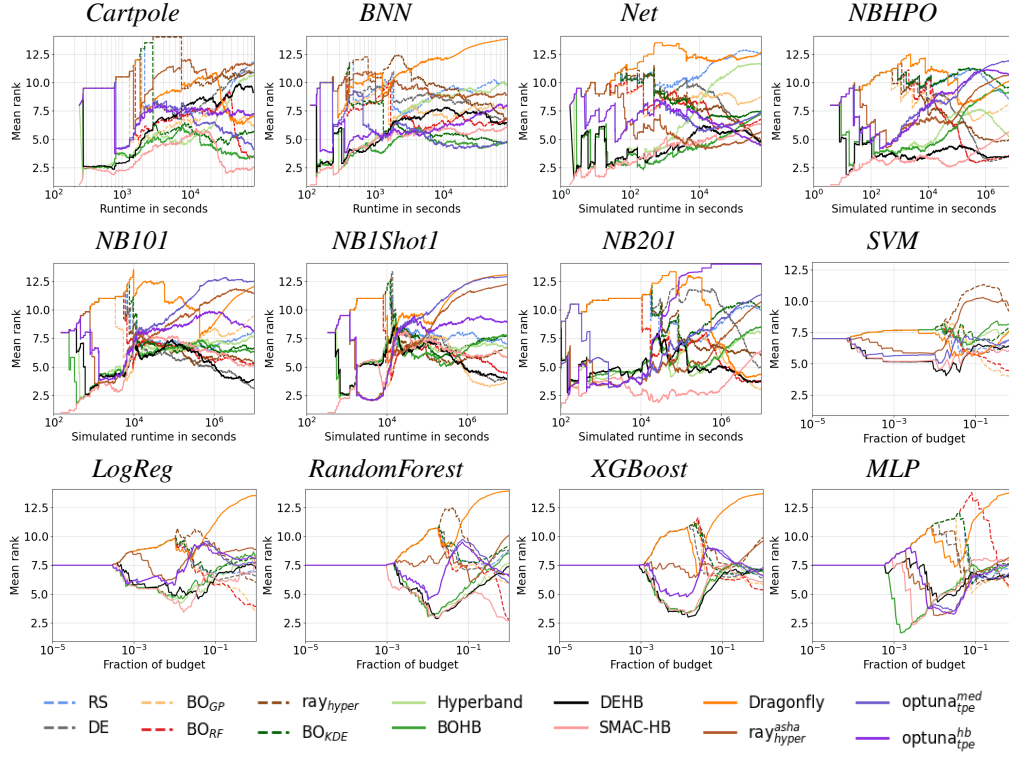


Figure 6: Median rank over time. We report the median rank of the performance across all benchmarks of a benchmark family (see Table 1) for **all** optimizers.

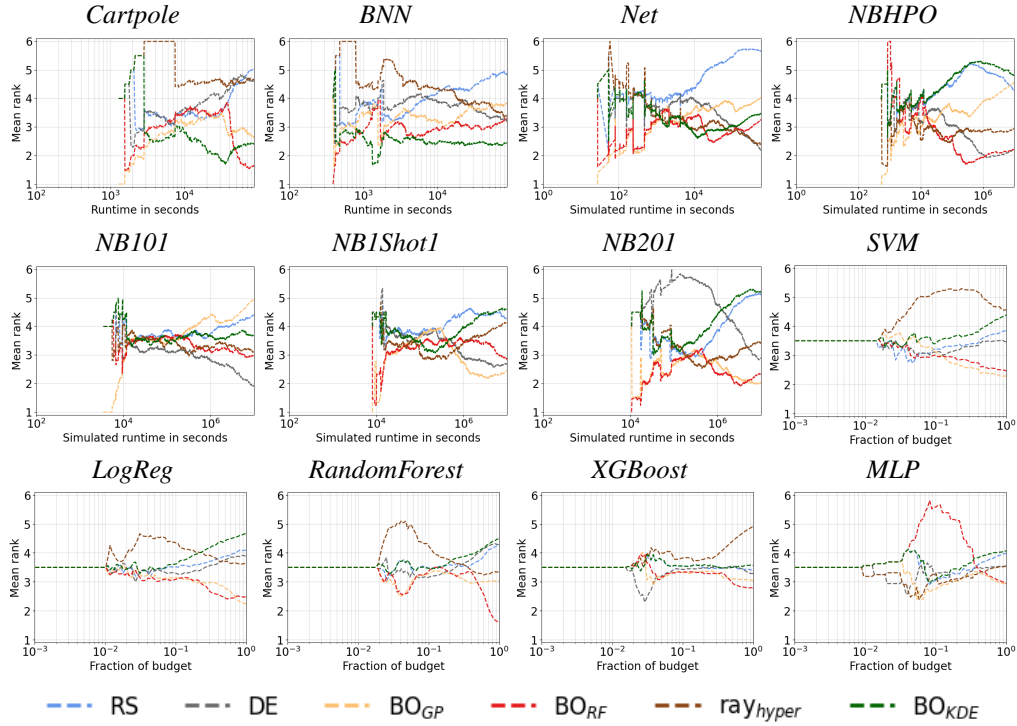


Figure 7: Median rank over time. We report the median rank of the performance across all benchmarks of a benchmark family (see Table 1) for **black-box** optimizers.

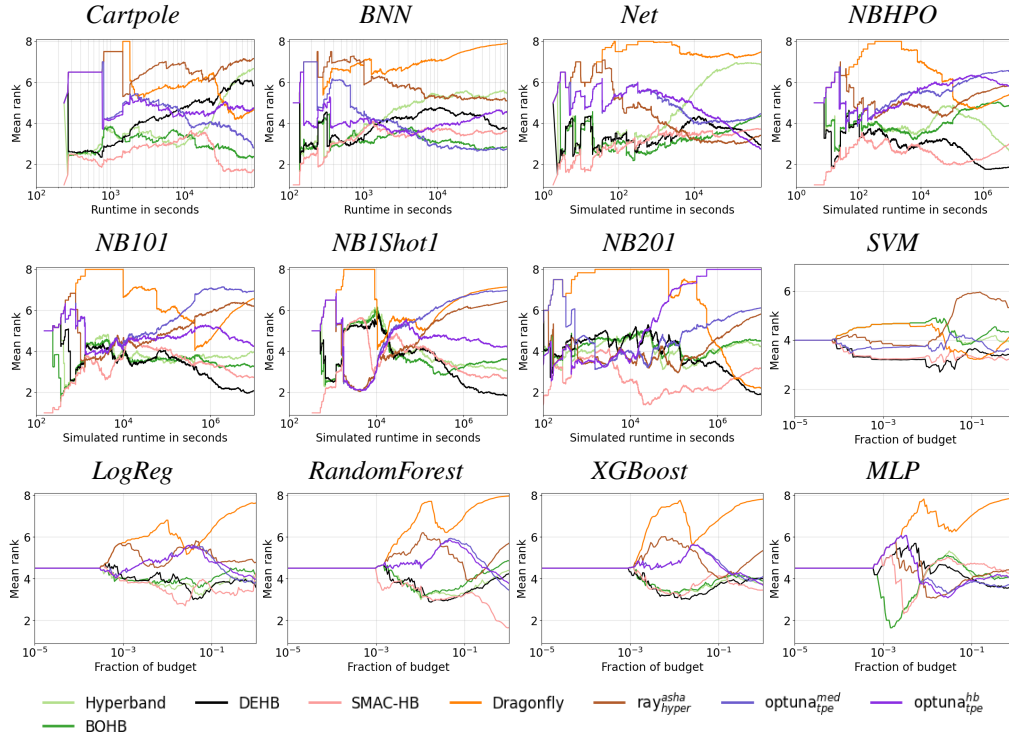
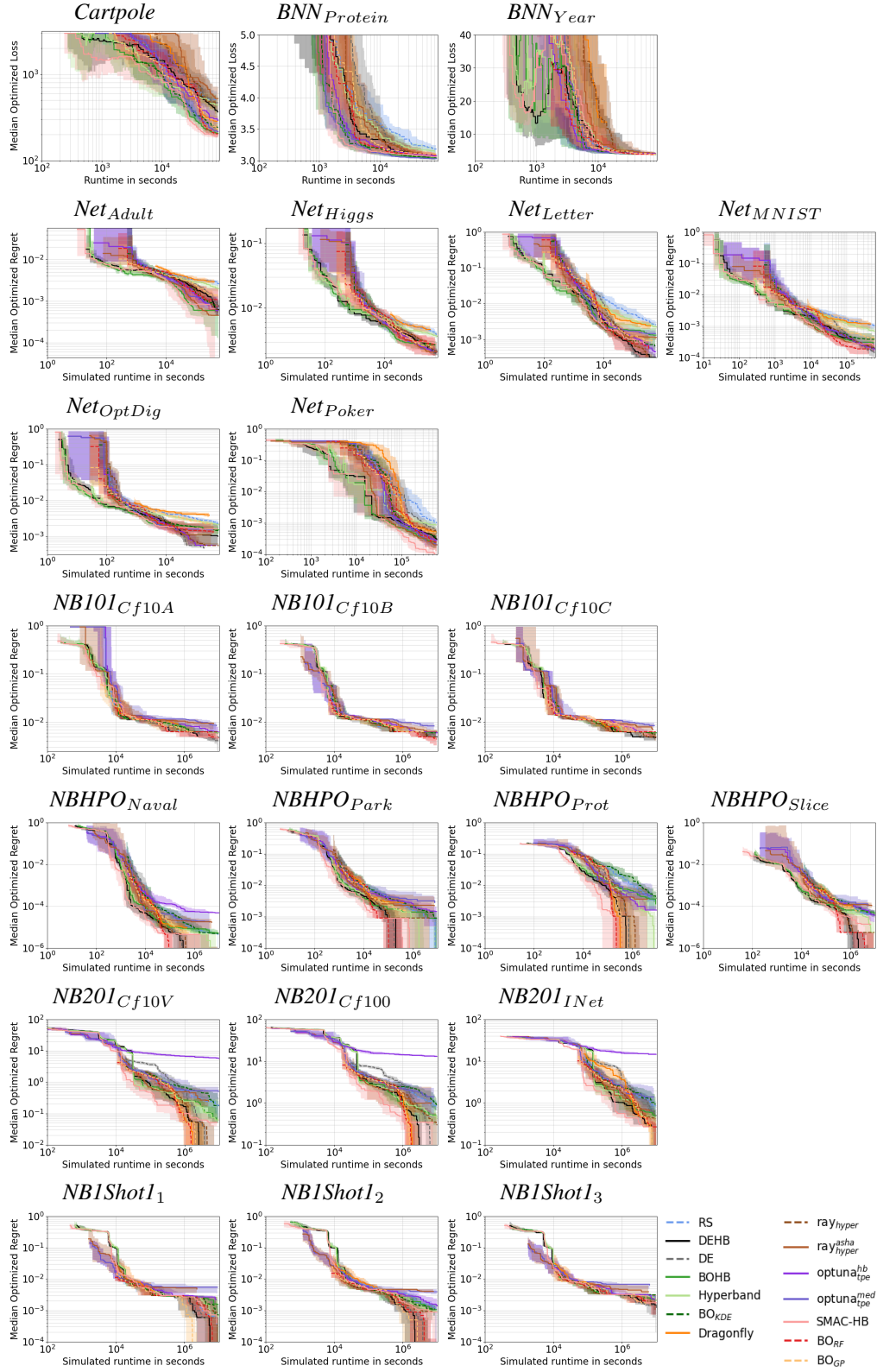


Figure 8: Median rank over time. We report the median rank of the performance across all benchmarks of a benchmark family (see Table 1) for **multi-fidelity** optimizers.



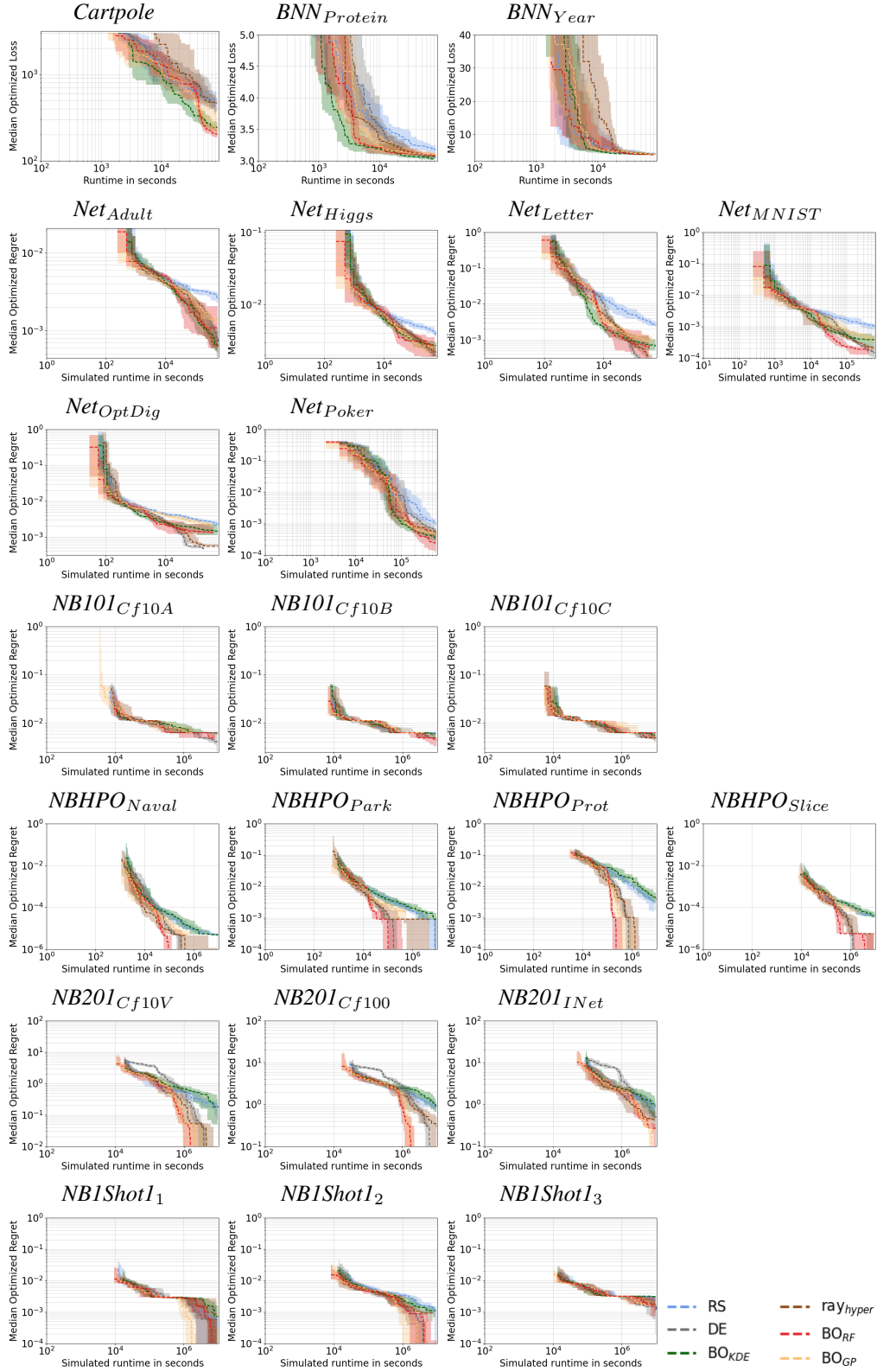


Table 9: Median performance-over-time for **black-box** optimizers.

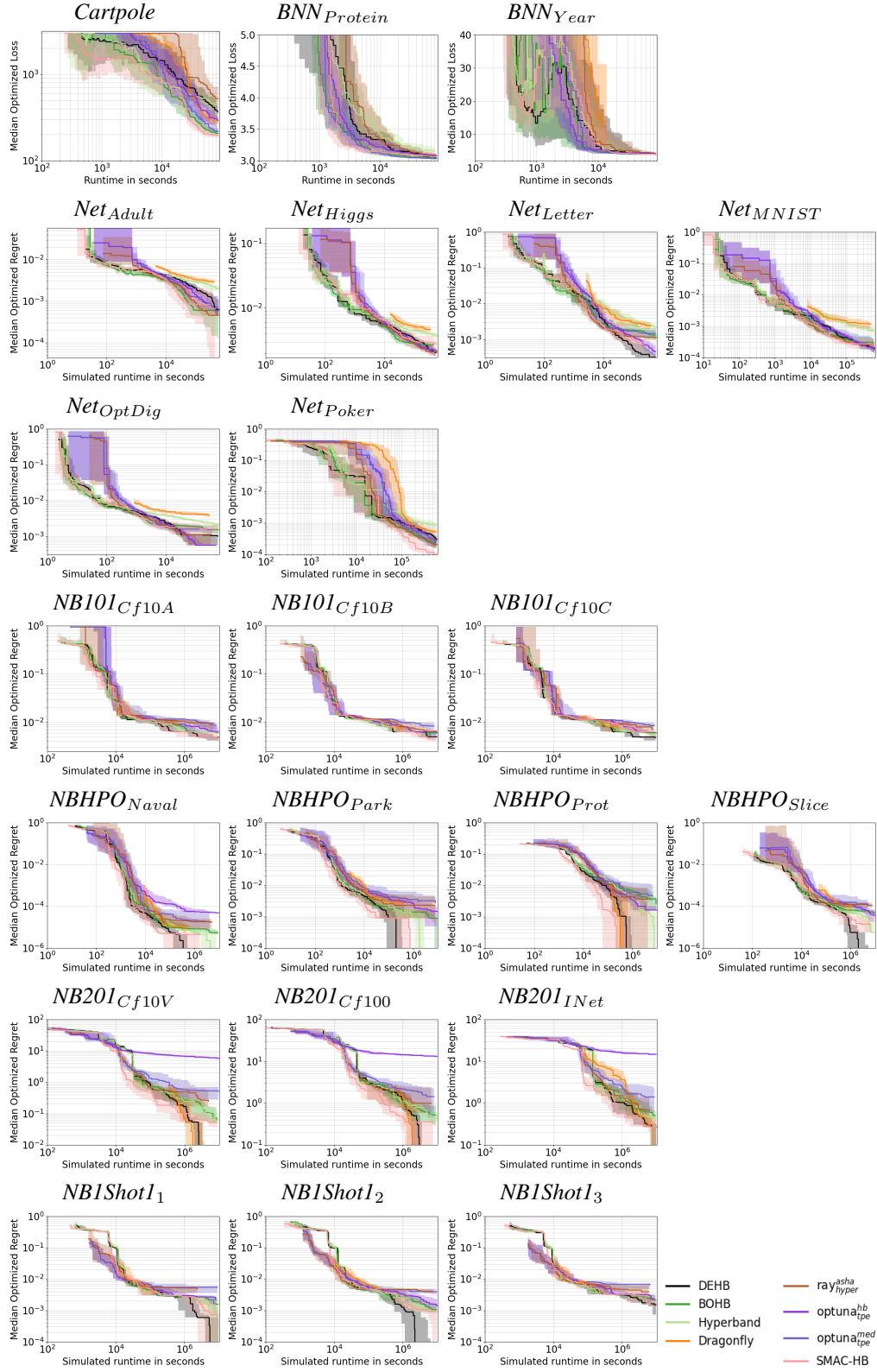


Table 10: Median performance-over-time for **multi-fidelity** optimizers.