

# Structure-Enhanced Pop Music Generation via Harmony-Aware Learning

Xueyao Zhang<sup>1,4\*</sup>, Jinchao Zhang<sup>2</sup>, Yao Qiu<sup>2</sup>, Li Wang<sup>3\*</sup>, Jie Zhou<sup>2</sup>

<sup>1</sup> Institute of Computing Technology, Chinese Academy of Sciences

<sup>2</sup> Pattern Recognition Center, WeChat AI, Tencent Inc, China

<sup>3</sup> Communication University of China

<sup>4</sup> University of Chinese Academy of Sciences

zhangxueyao19s@ict.ac.cn, {dayerzhang, yasinqu, withtomzhou}@tencent.com, wwli@cuc.edu.cn

## Abstract

Automatically composing pop music with a satisfactory *structure* is an attractive but challenging topic. Although the musical structure is easy to be perceived by human, it is difficult to be described clearly and defined accurately. And it is still far from being solved that how we should model the structure in pop music generation. In this paper, we propose to leverage *harmony-aware* learning for structure-enhanced pop music generation. On the one hand, one of the participants of harmony, *chord*, represents the harmonic set of multiple notes, which is integrated closely with the spatial structure of music, *texture*. On the other hand, the other participant of harmony, *chord progression*, usually accompanies with the development of the music, which promotes the temporal structure of music, *form*. Besides, when chords evolve into chord progression, the texture and the form can be bridged by the harmony naturally, which contributes to the joint learning of the two structures. Furthermore, we propose the *Harmony-Aware Hierarchical Music Transformer* (HAT), which can exploit the structure adaptively from the music, and interact on the music tokens at multiple levels to enhance the signals of the structure in various musical elements. Results of subjective and objective evaluations demonstrate that HAT significantly improves the quality of generated music, especially in the structureness.

## 1 Introduction

*Structure* is an essential attribute to music, which is inherently tied to human perception and cognition (Umemoto 1990; Bruderer, McKinney, and Kohlrausch 2006), but is hard for the computer to recognize and identify (Müller 2015; O’Brien 2016). And automatically composing a music with balanced, coherent, and integrated structure is an attractive but still challenging topic (Briot, Hadjeres, and Pachet 2017; Medeot et al. 2018; Wu et al. 2020; Jiang et al. 2020; Wu and Yang 2020).

In musicology, usually we can analyze the musical structure from two aspects, *form* and *texture*. Horizontally, *form* reveals the temporal relationship and dependency among the music, such as the repetition of motives, the transition be-

tween phrases, and the development between sections.<sup>1</sup> Vertically, *texture* represents the spatial relationship and the organized way between the multiple parts or instruments of music.<sup>2</sup> For example, the typical *texture* of pop music is that the melody stands out prominently and the others form a background of harmonic accompaniment, i.e. homophony<sup>3</sup>.

Overall, the characteristics of the musical structure lie in the three aspects. Firstly, the structure depends largely on the musical context and is hard to be described clearly and defined accurately (Müller 2015). Secondly, the structure exists in various musical elements and appears the hierarchy, ranging from the low-level *motif* to the high-level *phrase* and *section* (Dai, Zhang, and Dannenberg 2020). Thirdly, the *form* and the *texture* are connected closely and support to each other. Specifically, it is common in pop music that the *texture* is consistent within a specific phrase or section, while is changed with the development of the *form*. For example, in Figure 1a, the accompaniment texture is *pillar chords* in the first phrase of the intro, while is changed into *broken chords* in the second phrase (as the blue solid block “Example 1” shows). The mutual dependency can be also observed in “Example 2” and “Example 3”.

Correspondingly, a model which aims at producing well-structured music should meet the following requirements:

- **R1:** It should mine the contextual pattern of structure from the music data adaptively.
- **R2:** It should exploit the appropriate musical elements to represent structure units.
- **R3:** It should capture the highly mutual dependency between *form* and *texture*.

Based on the aforementioned requirements, we propose to leverage *harmony-aware* learning for structure-enhanced pop music generation.<sup>4</sup> The reasons to learn harmony are that for **R1**, harmony represents the consonance of the musical context, so we can mine the musical contextual information by learning it. For **R2**, not only harmony itself is an

<sup>1</sup>[https://en.wikipedia.org/wiki/Musical\\_form](https://en.wikipedia.org/wiki/Musical_form)

<sup>2</sup>[https://en.wikipedia.org/wiki/Texture\\_\(music\)](https://en.wikipedia.org/wiki/Texture_(music))

<sup>3</sup><https://en.wikipedia.org/wiki/Homophony>

<sup>4</sup>In musicology, the study of *harmony* involves *chords* and their construction, and *chord progressions* and the principles of connection that govern them (Grove 1883).

\*This work was accomplished when Xueyao Zhang and Li Wang worked as interns at Pattern Recognition Center, WeChat AI, Tencent Inc.

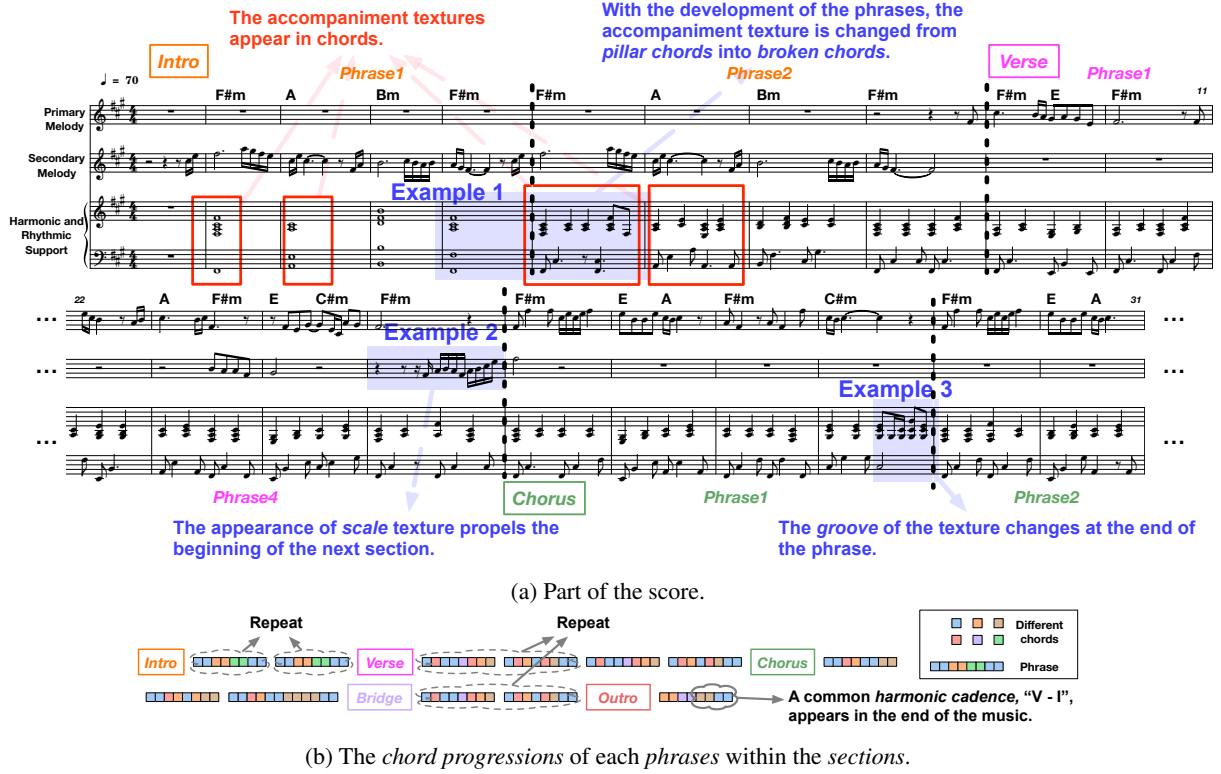


Figure 1: A motivating example: the Chinese pop song, *Yi Jian Mei*. We can see that: (1) There is a highly mutual dependency between the *texture* and the *form* (as the blue solid blocks of Figure 1a show); (2) The *chord* is integrated closely with the *texture* structure (as the red hollow blocks of Figure 1a show); (3) The *chord progression* accompanies with the formation of the *form* structure (Figure 1b).

important structure element, but also it combines the many musical elements organically, from the low-level notes to the high-level phrase and sections. Specifically, one of the participants of harmony, *chord*, represents the harmonic set of multiple notes, which is integrated closely with the *texture*. As the red hollow blocks in Figure 1a show, the accompaniment textures always appear in chords. Besides, the other participant, *chord progression*, usually promotes the development of the music, contributing to the formation of the *form*. For example, in Figure 1b, the chord progressions usually repeat among the different phrases or sections. And in the end of the music, there exists a common *harmonic cadence* “V-I” (Randel 1999), which reveals the important role of the *harmony* in the structure. Therefore, harmony is potential to be an appropriate musical structure units. Furthermore, for **R3**, we can leverage the evolution from *chord* to *chord progression* to bridge between *texture* and *form*, which contributes to the joint learning of the two structures.

In the paper, our contributions are summarized as follows:

- We propose to learn *harmony* for structure-enhanced pop music generation. To the best of our knowledge, our work is the first to learn *form* and *texture* jointly bridged by *harmony*.
- We design an end-to-end model, Harmony-Aware Hierarchical Music Transformer (HAT), to generate

structure-enhanced pop music. Specifically, it hierarchically interacts on the musical tokens at different levels to exploit the structures from various musical elements.

- We develop two objective metrics for evaluating the *structureness* of generated music from the perspective of the *harmony*.
- Results of subjective and objective evaluations reveal that HAT significantly improves the quality of generated music, especially in the *structureness*.<sup>5</sup>

## 2 Related Work

**Structure-Enhanced Music Generation** Improving the quality of the *structureness* of the generated music is always the focus of much attention in music generation. Because of the difficulty of this problem, some researchers deal with the generation task in pipelines with multiple models (Todd 1989; Hörnel and Menzel 1998; Wu et al. 2020), like using one model to recognize the structure especially and the others to generate. For the end-to-end methods, quite a few researchers consider the musical structure at only high-level like *section*, and still use templated- or rule-based methods.

<sup>5</sup>The music pieces of the paper are available at [https://drive.google.com/drive/folders/1NUJlOcNp\\_RnOeKBj3h\\_G6\\_eZcWl8Duqn?usp=sharing](https://drive.google.com/drive/folders/1NUJlOcNp_RnOeKBj3h_G6_eZcWl8Duqn?usp=sharing)

For example, Zhou et al. use a predefined *section* sequence, such as AABA, to generate a structured music (Zhou et al. 2019). And other researchers utilize the *chord progressions* as the constraint rules, making them as explicit input to generate structure-enhanced music (Wang and Xia 2018; Zhu et al. 2018; Chen et al. 2019).

As for the end-to-end generators mining the structure adaptively, in StructureNet (Medeot et al. 2018), the authors leverage the RNN to exploit the structural repeat in the music. However, the definition of structure in (Medeot et al. 2018) is simple (just two types of repeat), and the StructureNet focuses on generating the monophony music, whose texture is not complicated enough. In MusicVAE (Roberts et al. 2018) and TransformerVAE (Jiang et al. 2020), the authors aim to mine the structure dependency between the *bars*. However, using *bar* as structure units is kind of straightforward, comparing to other musical structure elements such as *motif*, *phrase* or *section*. Besides, the generators of the two are not capable of producing the song-length music. In Music Transformer (Huang et al. 2019), the researchers introduce the relative attention to model the position relationships between the *notes*, hoping to learn the long-term structure at the *note* level. However, it lacks the explicit modeling for more abstract structure including the transition and the development of *phrases* and *sections* in Music Transformer. Recently, the designs of most advanced generation models are Transformer-architecture (Huang and Yang 2020; Hsiao et al. 2021; Wu and Yang 2021). Most of them leverage the self ability of the Transformer to learn the long-term dependency, but there is almost none explicit modeling for the structure-enhanced generation.

**Harmony Learning** In the field of music representation learning, there are researches aiming to learn the representation of the harmony (Wang et al. 2020c,b). However, the works focus more on representation learning, and the generators of them are hard to handle the song-length music. To the best of our knowledge, our work is the first to learn *form* and *texture* jointly bridged by *harmony* for full-song-length pop music generation.

### 3 Methodology

#### 3.1 Overview

In the paper, we propose the Harmony-Aware Hierarchical Music Transformer (HAT) for structure-enhanced pop music generation (Figure 2). Overall, we firstly adopt the event-based tokenize methods to represent the symbolic music data as input (Figure 2a), and next we hierarchically utilize the three Transformer-architecture (Vaswani et al. 2017) blocks, Song Transformer, Texture Transformer, and Form Transformer, to interact on the token representations at the different levels (Figure 2b).

It is worth mentioning that we design the Hierarchical Structure-Enhanced (HSE) Module in HAT especially, aiming to capture the mutual dependency between *form* and *texture*. As is described in Section 1, usually the *texture* stay within phrases, but changes on the boundaries of them. In HSE module, therefore, we firstly group the chord tokens within every phrase, which means the chord progression of

the current phrase, and use Texture Transformer to learn the local *texture*. Then we input the *texture* of every phrase’s last chord into Form Transformer to learn the global *form*.

The workflow of HAT is as follows. During training, (1) Firstly, the bottom Song Transformer handles all the tokens of the music. (2) Next, we treat the chord and phrase tokens as special structure indicators, and update their representations in HSE Module. (3) Subsequently, the up Song Transformer interact on all the tokens again, which can broadcast the explored information of structure to the various musical elements. (4) Finally, we use the structure-enhanced token representations for predictions. During generating, the HAT can generate pieces from the scratch or the prompt, or with the guidance of the specific chord or phrase sequences.

#### 3.2 Music Tokenization

In order to represent the symbolic music, we adopt the event-based tokenizer to represent the symbolic music data (Figure 2a). It can serialize the multi-type musical information into a sequence of one-hot encoded events (Oore et al. 2020), and is applied broadly for music generation (Huang et al. 2019; Huang and Yang 2020; Hsiao et al. 2021).

We employ an event set  $\mathcal{C}$  that contains Type, Bar, Beat, Tempo, Phrase, Chord, Track, Pitch, and Duration<sup>6</sup>, which will be described in details in the Appendix. Specially, it contains two structure-level events, Phrase and Chord, which will be special structure indicators in HAT.

Given the music  $\mathcal{M} = [t_1, t_2, \dots, t_L]$ , where  $t_i$  is the  $i^{th}$  token and  $L$  is the length of the music. For the token  $t_i$ , we embed its each event values and concatenate them to obtain  $\mathbf{E}_{t_i} \in \mathbb{R}^D$ , where  $D$  is the embedding dimension:

$$\mathbf{E}_{t_i} = \text{Concat}([\text{Emb}_c(t_i^c), \text{for every } c \in \mathcal{C}]), \quad (1)$$

where **Concat** means vector concatenation,  $t_i^c$  represents the value of  $t_i$  on the category  $c$ , and  $\text{Emb}_c(\cdot)$  is the embedding layer for the category  $c$ . Then we can get the tokenized representation  $\mathbf{E}_{\mathcal{M}} = [\mathbf{E}_{t_0}, \mathbf{E}_{t_1}, \dots, \mathbf{E}_{t_L}]$ .

#### 3.3 Bottom Song Transformer

To make all the tokens be aware of the whole musical contexts, we interact on them at the song-level transformer block, Song Transformer (Figure 2b).

The architecture of Song Transformer is the same as the original Transformer (Vaswani et al. 2017), except that it is implemented as an autoregressive transformer. Besides, we use the triangular mask strategy of the Transformer Decoder (Vaswani et al. 2017) to guarantee the token at position  $i$  can depend only on the tokens at positions less than  $i$ .

Given the tokenized representation  $\mathbf{E}_{\mathcal{M}}$ , we get the updated representation after the bottom Song Transformer,  $\mathbf{S}_{\mathcal{M}} = [\mathbf{S}_{t_1}, \mathbf{S}_{t_2}, \dots, \mathbf{S}_{t_L}] \in \mathbb{R}^{L \times D_S}$ , where  $D_S$  is the embedding dimension of Song Transformer:

$$\mathbf{S}_{\mathcal{M}} = \text{Transformer}(\text{PosEnc}(\mathbf{E}_{\mathcal{M}})), \quad (2)$$

<sup>6</sup>In this paper, we focus on producing the *symbolic* music, so we leave the *performance* musical attributes like “velocity” for the future research, i.e. *performance* generation.

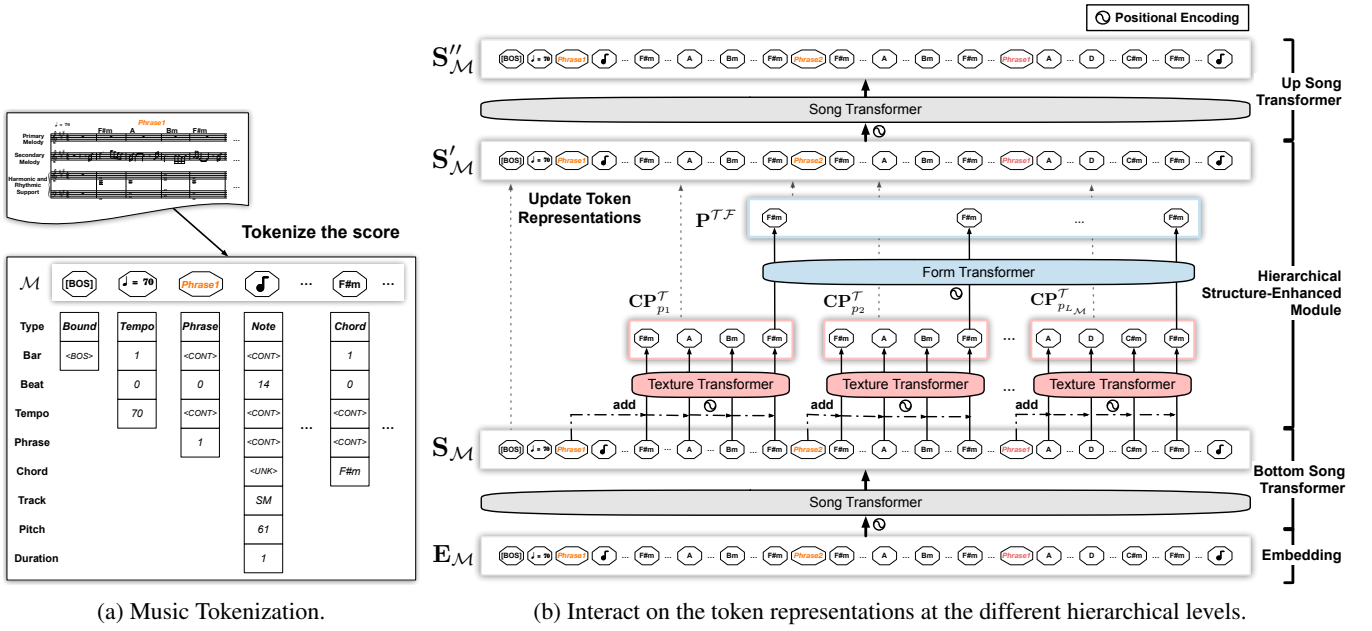


Figure 2: The architecture of Harmony-Aware Hierarchical Music Transformer (HAT). Firstly, we tokenize the symbolic music data, resulting that every token contains nine event values (Figure 2a). Then, we use the bottom Song Transformer, the Texture Transformer, the Form Transformer, and the up Song Transformer to obtain the structure-enhanced token representations (from the bottom up in Figure 2b).

where  $\text{PosEnc}(\cdot)$  means the input is added by the sinusoidal position embeddings of Transformer (Vaswani et al. 2017).

### 3.4 Hierarchical Structure-Enhanced Module

As is mentioned in Section 3.1, the HSE module (Figure 2b) is designed for learning the *texture* and the *form* jointly. We enhance the attention of *chord* and *phrase* tokens in a hierarchical way in this module.

**Texture Transformer** First, we group the *chord* tokens within every *phrase*, which means the *chord progression* of the *phrase*, and use Texture Transformer to learn the local *texture*. The architecture of Texture Transformer is the same as the Song Transformer, except for the hyperparameters such as the number of layers or the number of heads.

Given the chord progression of the phrase  $p_i$ , i.e.,  $\text{CP}_{p_i} = [\text{S}_{p_i^1}, \text{S}_{p_i^2}, \dots, \text{S}_{p_i^{L_{p_i}}}] \in \mathbb{R}^{L_{p_i} \times D_S}$ , where  $L_{p_i}$  is the number of chords of the phrase  $p_i$ , we can obtain the texture-enhanced chords representation after the Texture Transformer,  $\text{CP}_{p_i}^T = [\text{T}_{p_i^1}, \text{T}_{p_i^2}, \dots, \text{T}_{p_i^{L_{p_i}}}] \in \mathbb{R}^{L_{p_i} \times D_S}$ :

$$\text{CP}_{p_i}^T = \text{Transformer}(\text{PosEnc}(\text{S}_{p_i} + \text{CP}_{p_i})). \quad (3)$$

In Equation 3, we add the the phrase  $p_i$ 's representation  $\text{S}_{p_i}$  into the chord progression  $\text{CP}_{p_i}$  before the Texture Transformer, aiming to fuse the *form*'s dependency when learning *texture*. For the local texture of every phrase,  $\text{T}_{p_i}$ , we use the last chord of the phrase to represent the local texture, i.e.,  $\text{T}_{p_i} = \text{T}_{p_i^{L_{p_i}}}$ . And we can get the phrases' texture representation,  $\text{P}^T = [\text{T}_{p_1}, \text{T}_{p_2}, \dots, \text{T}_{p_{L_M}}] \in \mathbb{R}^{L_M \times D_S}$ , where  $L_M$  is the phrases num of the music  $\mathcal{M}$ .

**Form Transformer** Next, we aim to learn the global *form* from the local phrase *texture* by Form Transformer. Like Texture Transformer, the architecture of Form Transformer is also homogeneous with the Song Transformer.

Given the the phrases' texture representation  $\text{P}^T$ , we obtain the form-enhanced representation after the Form Transformer,  $\text{P}^{\text{TF}} = [\text{TF}_{p_1}, \text{TF}_{p_2}, \dots, \text{TF}_{p_{L_M}}] \in \mathbb{R}^{L_M \times D_S}$ :

$$\text{P}^{\text{TF}} = \text{Transformer}(\text{PosEnc}(\text{P}^T)). \quad (4)$$

**Update Tokens Representations** Finally, we update the *chord* and *phrase* tokens, which merges the raw representation with the learned texture-enhanced and form-enhanced representation. Specifically, for the *phrase* tokens (except the first phrase), we add them with the previous both *texture* and *form* context information:

$$\text{S}'_{p_i} = \begin{cases} \text{S}_{p_i} & i = 1, \\ \text{TF}_{p_{i-1}} + \text{S}_{p_i} & \text{otherwise.} \end{cases} \quad (5)$$

For the *chord* tokens, we enhance them with their *form* context information. Besides, we also add them with the previous *texture* of their *chord progression* context information (except the first chord of every phrase). Namely, for every  $i \in [1, 2, \dots, L_M]$ ,

$$\text{S}'_{p_i^j} = \begin{cases} \text{S}'_{p_i} + \text{S}_{p_i^j} & j = 1, \\ \text{S}'_{p_i} + \text{T}_{p_i^{j-1}} + \text{S}_{p_i^j} & \text{otherwise.} \end{cases} \quad (6)$$

We leave the other tokens representations unchanged, and obtain the music tokenize representation  $\text{S}'_{\mathcal{M}} = [\text{S}'_{t_1}, \text{S}'_{t_2}, \dots, \text{S}'_{t_L}] \in \mathbb{R}^{L \times D_S}$  after the HSE Module.

### 3.5 Top Song Transformer

After the HSE module, we have obtained the structure-enhanced chord and phrase tokens. To broadcast the explored structure information into various musical elements of the whole context, we use another Song Transformer block to interact on all the tokens again, getting  $\mathbf{S}_{\mathcal{M}}'' = [\mathbf{S}_{t_1}'', \mathbf{S}_{t_2}'', \dots, \mathbf{S}_{t_L}''] \in \mathbb{R}^{L \times D_S}$ :

$$\mathbf{S}_{\mathcal{M}}'' = \text{Transformer}(\text{PosEnc}(\mathbf{S}_{\mathcal{M}}')). \quad (7)$$

### 3.6 Training and Generating

**Training** In training, we formulate the music generation as a “next token prediction” task. For the music  $\mathcal{M} = [t_1, t_2, \dots, t_L]$ , we set the boundary token  $t_1 = \langle \text{BOS} \rangle$  and  $t_{L+1} = \langle \text{EOS} \rangle$ . Let the input  $\mathbf{X} = [\mathbf{x}_1, \mathbf{x}_2, \dots, \mathbf{x}_L] = [t_1, t_2, \dots, t_L]$ , and the ground truth  $\mathbf{y} = [\mathbf{y}_1, \mathbf{y}_2, \dots, \mathbf{y}_L] = [t_2, t_3, \dots, t_{L+1}]$ . we aim to learn a model  $G(\mathbf{X}) \rightarrow \hat{\mathbf{y}}$  such that it maximizes the predictive accuracy w.r.t  $\mathbf{y}$ , where  $\hat{\mathbf{y}} = [\hat{\mathbf{y}}_1, \hat{\mathbf{y}}_2, \dots, \hat{\mathbf{y}}_L]$ .

Given the token representations after the top Song Transformer  $\mathbf{S}_{\mathcal{M}}''$ , we adopt a two-stage prediction setting to make it easier for the model to fit, following (Hsiao et al. 2021):

$$\begin{aligned} \hat{\mathbf{y}}_i^{tp} &= \text{Softmax}(\text{MLP}_{tp}(\mathbf{S}_{t_i}'')), i = 1, 2, \dots, L \\ \hat{\mathbf{y}}_i^c &= \text{Softmax}(\text{MLP}_c(\text{Concat}([\mathbf{S}_{t_i}'', \text{Emb}_{tp}(\mathbf{y}_i^{tp})])), \quad (8) \\ i &= 1, 2, \dots, L; c \in \mathcal{C} \text{ and } c \neq tp \end{aligned}$$

where  $\hat{\mathbf{y}}_i^c$  means the prediction value on the category  $c$  of the token  $\hat{\mathbf{y}}_i$ ,  $tp$  means the category Type,  $\text{Softmax}(\cdot)$  means the softmax function,  $\text{MLP}_c(\cdot)$  means the Multi-Layer Perceptron on the category  $c$ , and  $\mathbf{y}_i^c$  means the ground truth value on the category  $c$  of the token  $\mathbf{y}_i$ .

During training, we minimize the sum of every cross-entropy loss between the prediction  $\hat{\mathbf{y}}$  and the label  $\mathbf{y}$  on every category  $c$ :

$$\mathcal{L}(\mathbf{y}, \hat{\mathbf{y}}) = \sum_{i=1}^L \sum_{c \in \mathcal{C}} \lambda_c \text{CELoss}(\mathbf{y}_i^c, \hat{\mathbf{y}}_i^c), \quad (9)$$

where  $\lambda_c$  is the loss weight on the category  $c$ , and  $\text{CELoss}(\cdot, \cdot)$  means the cross-entropy loss function.

**Generating** When generating, we get the music tokens recurrently. Take the generation from the scratch as an example: given the input  $\mathbf{x}_1 = \langle \text{BOS} \rangle$ , we recurrently generate  $\hat{\mathbf{y}} = [\hat{\mathbf{y}}_1, \hat{\mathbf{y}}_2, \dots, \hat{\mathbf{y}}_{L_G}]$  until  $\hat{\mathbf{y}}_{L_G} = \langle \text{EOS} \rangle$ , where  $L_G$  is the length of the generated piece. To obtain the final predictive music tokens  $[\hat{t}_1, \hat{t}_2, \dots, \hat{t}_{L_G}]$ , we adopt the stochastic temperature controlled sampling (Holtzman et al. 2020) to increase the diversity and avoid degeneration:

$$\hat{t}_i^c = \text{Sampling}_c(\hat{\mathbf{y}}_i^c), \quad (10)$$

where  $\hat{t}_i^c$  is the value of predictive token  $\hat{t}_i$  on the category  $c$ , and  $\text{Sampling}_c(\cdot)$  means the sampling function on the category  $c$ . Here we employ different sampling policies for different categories, following (Hsiao et al. 2021). The detailed generating procedure is described in Algorithm 1 of the Appendix.

## 4 Experiments

### 4.1 Dataset

We adopt POP909 (Wang et al. 2020a)<sup>7</sup> as our experimental dataset because it contains sufficient annotations information of *structure*. There are 909 MIDI files of pop songs of the dataset, in which every song is arranged by professional musicians as piano. For *texture* information, there are three tracks in every MIDI, which can respectively represent the typical pop music texture elements, Primary Melody (PM), Secondary Melody (SM), and Harmonic and Rhythmic Support (HRS)<sup>8</sup>, which is shown in Figure 1a. For *form* information, other researchers have annotated the phrase-level structure on POP909 (Dai, Zhang, and Dannenberg 2020)<sup>9</sup>. Moreover, POP909 also contains chord annotations that are extracted based on the algorithm (Pardo and Birmingham 2002), which are helpful to learn the *harmony*.

When preprocessing, we select the songs that are 4/4 time signature as our training data, including 857 MIDI files. We employ the two phrase labels of every midi, which are annotated by (Dai, Zhang, and Dannenberg 2020), as data augmentation. We quantize the duration and the beat positions under the resolution of the 16<sup>th</sup> note. And we stay only the first tempo value as the tempo of every song, to reduce the burden of model learning<sup>10</sup>.

### 4.2 Compared Methods

**Existing Methods** We consider the existing methods that can handle the full-song-length pop music as baselines, because the methods that can only model several bars are incapable of exploiting the complete *form* structure of the music. Based on that, we compare the following two methods:

- **Music Transformer** (Huang et al. 2019) (**HAT-base w/ relative attention**): The authors employ the improved **relative attention** to model the relationship between the *notes* to exhibit long-term structure. It is explained that the original tokenize methods of Music Transformer is hard to handle the full-song-length pop music (Huang and Yang 2020; Hsiao et al. 2021). So we adopt the **relative attention** in our proposed basic Transformer of HAT (**HAT-base**, which will be described later on).
- **CP-Transformer** (Hsiao et al. 2021): It is one of the SOTA end-to-end methods for pop music generation. The authors propose the “Compound Word (CP)” tokenize methods for Transformer-architecture models, which can compress the sequence length prominently.

**Model Variants** We also consider the three variants of HAT to study the effectiveness of our proposed components.

- **HAT w/o Structure-enhanced (HAT-base)**: To verify the necessity of the HSE Module, we remove the whole module and get the variant HAT-base, which can be treated as a basic Transformer.

<sup>7</sup><https://github.com/music-x-lab/POP909-Dataset>

<sup>8</sup>[https://en.wikipedia.org/wiki/Texture\\_\(music\)](https://en.wikipedia.org/wiki/Texture_(music))

<sup>9</sup><https://github.com/Dsqvival/hierarchical-structure-analysis>

<sup>10</sup>Just like “velocity”, “tempo” is also an important *performance* musical attribute. Here we only use the first value of tempo, assuming that the music goes at a constant speed.

Model	Subjective Evaluation							Objective Evaluation			
	OP		Texture		Form		Avg.	Texture	Form		
	M	G	PM	CO	C	I		AGS	2-grams	CPR 3-grams	4-grams
Real	0.978	0.957	0.992	0.948	0.983	0.983	0.974	0.572	0.504	0.564	0.551
Music Transformer (Huang et al. 2019)	0.417	0.250	<b>0.500</b>	0.562	<b>0.458</b>	0.300	0.415	0.256	0.413	0.384	0.267
CP-Transformer (Hsiao et al. 2021)	0.314	0.310	0.280	0.344	0.331	0.267	0.308	0.193	0.312	0.250	0.132
<b>HAT</b>	<i>0.533</i>	<b>0.461</b>	0.433	<b>0.568</b>	0.429	<b>0.428</b>	<b>0.475</b>	<b>0.474</b>	<b>0.447</b>	<b>0.435</b>	<b>0.320</b>
<b>HAT-base</b>	0.267	0.367	0.486	0.400	0.333	0.360	0.369	0.382	0.403	0.369	0.264
<b>HAT-base w/ Form</b>	<b>0.572</b>	0.424	0.369	0.555	<i>0.442</i>	<i>0.399</i>	<i>0.460</i>	0.422	<i>0.439</i>	<i>0.421</i>	0.307
<b>HAT-base w/ Texture</b>	0.393	<i>0.430</i>	0.397	0.464	0.413	0.381	0.413	<i>0.456</i>	0.434	0.417	<i>0.310</i>

Table 1: Results of the subjective evaluation and the objective evaluation. The best results of every column (except those from Real) are **bold**, and the second best results are *italic*. **OP**: Overall Performance, **M**: Melody, **G**: Groove, **PM**: Primary Melody, **CO**: Consonance, **C**: Coherence, **I**: Integrity, **AGS**: Accompaniment Groove Stability, **CPR**: Chord Progression Reality.

- **HAT-base w/ Form-enhanced**: In the HSE module, we only group all the *phrase*-level tokens and input them into the Form Transformer. In other words, we only enhance the *form* structure on the basis of HAT-base.
- **HAT-base w/ Texture-enhanced**: In the HSE module, we only group all the *chord*-level tokens and input them into just one Texture Transformer. It means that we only enhance the *texture* structure on the basis of HAT-base.

### 4.3 Implementation Details

In HAT, the numbers of layers and heads are 6 and 8 for Song Transformer, 6 and 4 for Texture Transformer, and 12 and 8 for Form Transformer. The max sequence length is 2560 (Song Transformer), 60 (Texture Transformer), and 30 (Form Transformer). The embedding dim  $D_S$  is 512. When training, the loss weights  $\lambda_c$  are 5 (for Type and Bar), 10 (for Tempo and Phrase), and 1 (for the others). The batch size is 8, the learning rate is  $10^{-4}$ , and we use Adam (Kingma and Ba 2015) for optimization with  $\epsilon = 10^{-8}$ ,  $\beta_1 = 0.9$ ,  $\beta_2 = 0.999$ . When generating, we adopt the models of training loss at 0.05 level to generated pieces. More implementation details including baselines are in the Appendix.

### 4.4 Subjective Evaluation

For music generation, qualitative evaluation by human is always an important evaluation metric and is adopted widely (Zhu et al. 2018; Huang et al. 2019; Wu et al. 2020; Wu and Yang 2020; Hsiao et al. 2021). In the paper, we invited 15 volunteers who are experts in music appreciation to conduct the following human study. Firstly, the subjects need to score the **Overall Performance (OP)** of the music:

- **Melody (M)**: Does the melody sound beautiful?
- **Groove (G)**: Does the music sound fluent and pause suitably? Is the groove of the music unified and stable?

Next, the subjects are asked to evaluate the quality of *texture* and *form* respectively. For *texture*, there are two metrics:

- **Primary Melody (PM)**: Is there a distinct and clear primary melody line in the music? Is the primary melody easy to remember? Is it suitable for singing with lyrics?

- **Consonance (CO)**: Do the several layers of sound balance and combine organically? Is the composition of individual sounds harmonious?

For *form*, there are also two metrics:

- **Coherence (C)**: Are the transitions and the developments between the contiguous *phrases* natural and coherent?
- **Integrity (I)**: Does the music own the complete *section* structure, such as intro, verse, chorus, bridge, and outro? Are the boundaries between the sections clear?

For each model, we generated 10 pieces from the scratch (and we also sample 10 pieces from the training data). We average these pieces' scores as the model's score. When evaluating, the source of pieces are concealed from the subjects and we guarantee that each piece is rated by 3 different subjects. The results of the subjective evaluation are displayed in "Subjective Evaluation" of Table 1, where we scaled the scores and every value in it lies from 0 to 1.

In Table 1, it is concluded that: (1) HAT ranks the top on most metrics, and the average score of it is 0.475, which is significantly better than the two baselines (Music Transformer:  $p = 0.0479$ ; CP-Transformer:  $p = 0.0015$ ; one-tailed  $t$ -test,  $N = 10$ ); (2) the proposed HSE Module and the way of joint learning of *texture* and *form* are verified effective; (3) there is still a huge gap between AI music and the real pieces regardless of any metrics. We will list more results of  $t$ -test in the Appendix.

### 4.5 Objective Evaluation

In the paper, we explore to develop two metrics to evaluate respectively the *texture* and the *form* of music. Specially, we research to assess the structureness from the perspective of *harmony*.

For *texture*, we design the **Accompaniment Groove Stability (AGS)** to measure the stability of the grooves between the accompaniment textures. As the Figure 1a shows, the accompaniment textures of pop music usually appear in chords, and the grooves of the adjacent chords of the same durations are highly similar. On this observation, firstly we formulate the grooves of the  $i^{th}$  chord as  $\mathbf{g}_i$ , which is a binary vector  $\in \mathbb{R}^{D_{Dur}}$ , where  $D_{Dur}$  is the dimension of the



chord’s duration<sup>11</sup>. Then we can calculate the **AGS** as follows:

$$\text{AGS}_{i,i+1} = 1 - \frac{\text{Sum}(\text{XOR}(\mathbf{g}_i, \mathbf{g}_{i+1}))}{\text{Sum}(\text{OR}(\mathbf{g}_i, \mathbf{g}_{i+1}))},$$

$$\text{AGS} = \text{Avg} \left( \sum_i \text{AGS}_{i,i+1} \right), \quad (11)$$

where  $\text{AGS}_{i,i+1}$  means the  $i^{\text{th}}$  chord and its next adjacent  $(i+1)^{\text{th}}$  chord with the same duration.  $\text{XOR}(\cdot, \cdot)$  and  $\text{OR}(\cdot, \cdot)$  are the exclusive OR and the OR operation respectively, and  $\text{Sum}(\text{OR}(\mathbf{g}_i, \mathbf{g}_{i+1}))$  is the scaling factor. And the AGS value ranges from 0 to 1. Therefore, the stabler of the accompaniment grooves of the entire piece, the higher AGS is, which means the *texture* of the piece is better structured.

For *form*, we design the **Chord Progression Reality (CPR)** to evaluate the reality of the *chord progressions* of a generated piece. As the Figure 1b shows, the chord progression of a real piece often repeats within the phrases and the sections, resulting in a low Chord Progression Irregularity (CPI) that proposed in (Wu and Yang 2020). Specifically, the CPI is defined as the percentage of *unique n-grams chords* in the chord progressions of an entire piece, and a piece with good *form* should have a not too high CPI value (Wu and Yang 2020). However, we found it not suitable enough to evaluate the quality (or the reality) of the chord progressions of a generated pop music piece. For example, if there is only one chord repeating during the entire piece, the CPI will be very low, but the music maybe like several notes’ meaningless loop. For pop music, actually, based on the repeating outline of chord progressions, there always exist appropriate variations of them to enrich the details and increase the diversity of the music. Based on that, we propose the Chord Progression Variation Rationality (CPVR) to measure the rationality when the chord progressions change. Calculating CPVR, when a new *unique n-grams chords* appears, we measure the probability of the appearance of this variation under the current harmony context. Finally, we balance the CPI and the CPVR to obtain the CPR value of a piece, which ranges from 0 to 1. And a piece with a good *form* will own a high CPR value. We will show more details of the calculating procedure in the Appendix.

The results of the objective evaluation are exhibited in Table 1. It is observed that (1) for *texture*, HAT is much significantly better than the two baselines on AGS (Music Transformer:  $p = 0.0022$ ; CP-Transformer:  $p = 6.59 \times 10^{-5}$ ; one-tailed  $t$ -test,  $N = 10$ ); (2) for *form*, HAT is also significantly better on any grams CPR (which we will list results of  $t$ -test in the Appendix.); (3) for *form*, when the gram increases from 2 to 4, the CPR values of AI music all drop a lot, but that is barely seen for real pieces. It reveals the challenge of generating longer and more abstract structures.

<sup>11</sup>The idea of measuring the grooving patterns of music is proposed in (Wu and Yang 2020) as  $\mathcal{GS}$ . However,  $\mathcal{GS}$  focuses on how to measure the similarity of the rhythmicity of jazz music. It is calculated between the pairs of *bars*. In our paper, **AGS** is proposed to measure the *texture* structure of pop music, and it is calculated between all the adjacent *chords* of the same durations.

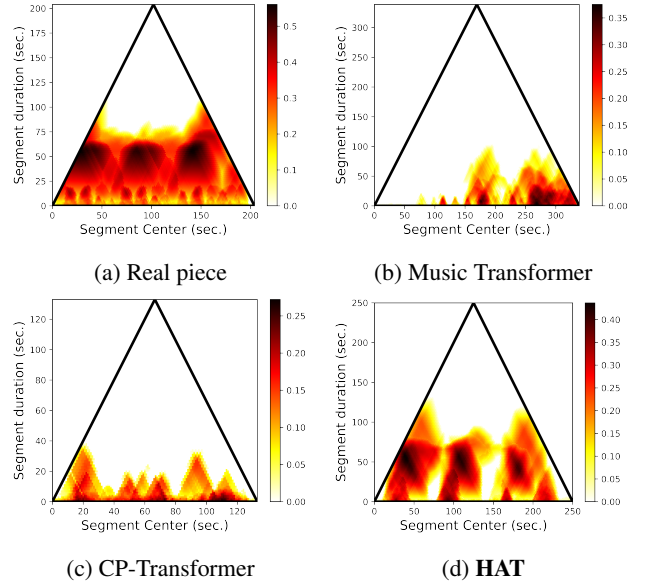


Figure 3: The fitness scape plots of the real piece (the Chinese pop song, *Guang Yin De Gu Shi*), and other three AI pieces that are generated from the prompt which is the *intro* of the real piece.

#### 4.6 Case Study

Further, we visualize the *fitness scape* of the structure segments that are applied in the fields of Music Structure Analysis (Müller 2015). In Figure 3, we can see that: (1) compared with the two baseline-generated pieces, the HAT-generated piece owns the less but the longer duration segments, which is closer to the real piece; (2) compared with the real piece, the HAT-generated piece already has the three main segments like the real one, but it lacks the musical details between the structure segments (appearing as blank in the small segments). It reveals that although HAT has been capable of imitating the outline structure of the real music, it is still too hard for it to polish and refine the generated pieces to pursue a real work of art.

### 5 Conclusion and Future Work

In this paper, we propose the *harmony-aware* learning for structure-enhanced pop music generation. Bridged by the harmony, we combine the *texture* and the *form* structure organically, and we design the HAT for their joint learning. The results of subjective and objective evaluations verify the effectiveness of HAT comparing to the existing models. However, there is still a huge gap between the HAT-generated pieces and the real works.

In the future work, on the one hand, we will explore new methods, maybe a new model, to polish and refine the musical details of generated pieces. On the other hand, based on the generated symbolic music, we will research on the *performance* generation, hoping to merge the human performance techniques into the AI music.

## References

- Briot, J.-P.; Hadjeres, G.; and Pachet, F.-D. 2017. Deep Learning Techniques for Music Generation—A Survey. *arXiv preprint arXiv:1709.01620*.
- Bruderer, M. J.; McKinney, M. F.; and Kohlrausch, A. 2006. Structural boundary perception in popular music. In *ISMIR 2006, 7th International Conference on Music Information Retrieval*, 198–201.
- Chen, K.; Zhang, W.; Dubnov, S.; Xia, G.; and Li, W. 2019. The Effect of Explicit Structure Encoding of Deep Neural Networks for Symbolic Music Generation. In *2019 International Workshop on Multilayer Music Representation and Processing (MMRP)*, 77–84. IEEE Computer Society.
- Dai, S.; Zhang, H.; and Dannenberg, R. B. 2020. Automatic analysis and influence of hierarchical structure on melody, rhythm and harmony in popular music. In *Proc. of the 2020 Joint Conference on AI Music Creativity, CSMC-MuMe 2020*.
- Grove, G. 1883. *A Dictionary of Music and Musicians*, volume 3. Macmillan.
- Holtzman, A.; Buys, J.; Du, L.; Forbes, M.; and Choi, Y. 2020. The Curious Case of Neural Text Degeneration. In *8th International Conference on Learning Representations, ICLR 2020*.
- Hörnel, D.; and Menzel, W. 1998. Learning Musical Structure and Style with Neural Networks. *Computer Music Journal*, 22(4): 44–62.
- Hsiao, W.; Liu, J.; Yeh, Y.; and Yang, Y. 2021. Compound Word Transformer: Learning to Compose Full-Song Music over Dynamic Directed Hypergraphs. In *Thirty-Fifth AAAI Conference on Artificial Intelligence, AAAI 2021*, 178–186.
- Huang, C. A.; Vaswani, A.; Uszkoreit, J.; Simon, I.; Hawthorne, C.; Shazeer, N.; Dai, A. M.; Hoffman, M. D.; Dinculescu, M.; and Eck, D. 2019. Music Transformer: Generating Music with Long-Term Structure. In *7th International Conference on Learning Representations, ICLR 2019*.
- Huang, Y.; and Yang, Y. 2020. Pop Music Transformer: Beat-based Modeling and Generation of Expressive Pop Piano Compositions. In *MM '20: The 28th ACM International Conference on Multimedia*, 1180–1188.
- Jiang, J.; Xia, G.; Carlton, D. B.; Anderson, C. N.; and Miyakawa, R. H. 2020. Transformer VAE: A Hierarchical Model for Structure-Aware and Interpretable Music Representation Learning. In *2020 IEEE International Conference on Acoustics, Speech and Signal Processing, ICASSP 2020*, 516–520.
- Katharopoulos, A.; Vyas, A.; Pappas, N.; and Fleuret, F. 2020. Transformers are RNNs: Fast Autoregressive Transformers with Linear Attention. In *Proceedings of the International Conference on Machine Learning (ICML)*.
- Kingma, D. P.; and Ba, J. 2015. Adam: A Method for Stochastic Optimization. In Bengio, Y.; and LeCun, Y., eds., *3rd International Conference on Learning Representations, ICLR 2015*.
- Medeot, G.; Cherla, S.; Kosta, K.; McVicar, M.; Abdallah, S.; Selvi, M.; Newton-Rex, E.; and Webster, K. 2018. StructureNet: Inducing Structure in Generated Melodies. In *Proceedings of the 19th International Society for Music Information Retrieval Conference, ISMIR 2018*, 725–731.
- Müller, M. 2015. *Fundamentals of Music Processing - Audio, Analysis, Algorithms, Applications*. Springer. ISBN 978-3-319-21944-8.
- O’Brien, T. 2016. Musical Structure Segmentation with Convolutional Neural Networks. In *Proceedings of the 17th International Society for Music Information Retrieval Conference, ISMIR 2016*.
- Oore, S.; Simon, I.; Dieleman, S.; Eck, D.; and Simonyan, K. 2020. This time with feeling: learning expressive musical performance. *Neural Comput. Appl.*, 32(4): 955–967.
- Pardo, B.; and Birmingham, W. P. 2002. Algorithms for Chordal Analysis. *Comput. Music. J.*, 26(2): 27–49.
- Paszke, A.; Gross, S.; Massa, F.; Lerer, A.; Bradbury, J.; Chanan, G.; Killeen, T.; Lin, Z.; Gimelshein, N.; Antiga, L.; Desmaison, A.; Köpf, A.; Yang, E.; DeVito, Z.; Raison, M.; Tejani, A.; Chilamkurthy, S.; Steiner, B.; Fang, L.; Bai, J.; and Chintala, S. 2019. PyTorch: An Imperative Style, High-Performance Deep Learning Library. In *Advances in Neural Information Processing Systems 32: Annual Conference on Neural Information Processing Systems 2019, NeurIPS 2019*, 8024–8035.
- Randel, D. M. 1999. *The Harvard Concise Dictionary of Music and Musicians*. Harvard University Press.
- Roberts, A.; Engel, J. H.; Raffel, C.; Hawthorne, C.; and Eck, D. 2018. A Hierarchical Latent Vector Model for Learning Long-Term Structure in Music. In *Proceedings of the 35th International Conference on Machine Learning, ICML 2018*, 4361–4370.
- Todd, P. M. 1989. A Connectionist Approach to Algorithmic Composition. *Computer Music Journal*, 13(4): 27–43.
- Umemoto, T. 1990. The Psychological Structure of Music. *Music Perception*, 8(2): 115–127.
- Vaswani, A.; Shazeer, N.; Parmar, N.; Uszkoreit, J.; Jones, L.; Gomez, A. N.; Kaiser, L.; and Polosukhin, I. 2017. Attention is All you Need. In *Advances in Neural Information Processing Systems, NIPS 2017*, 5998–6008.
- Wang, Z.; Chen, K.; Jiang, J.; Zhang, Y.; Xu, M.; Dai, S.; and Xia, G. 2020a. POP909: A Pop-Song Dataset for Music Arrangement Generation. In *Proceedings of the 21th International Society for Music Information Retrieval Conference, ISMIR 2020*, 38–45.
- Wang, Z.; Wang, D.; Zhang, Y.; and Xia, G. 2020b. Learning Interpretable Representation for Controllable Polyphonic Music Generation. In *Proceedings of the 21th International Society for Music Information Retrieval Conference, ISMIR 2020*, 662–669.
- Wang, Z.; and Xia, G. 2018. A Framework for Automated Pop-song Melody Generation with Piano Accompaniment Arrangement. *arXiv preprint arXiv:1812.10906*.



- Wang, Z.; Zhang, Y.; Zhang, Y.; Jiang, J.; Yang, R.; Xia, G.; and Zhao, J. 2020c. PIANOTREE VAE: Structured Representation Learning for Polyphonic Music. In *Proceedings of the 21th International Society for Music Information Retrieval Conference, ISMIR 2020*, 368–375.
- Wu, J.; Liu, X.; Hu, X.; and Zhu, J. 2020. PopMNet: Generating structured pop music melodies using neural networks. *Artif. Intell.*, 286: 103303.
- Wu, S.; and Yang, Y. 2020. The Jazz Transformer on the Front Line: Exploring the Shortcomings of AI-composed Music through Quantitative Measures. In *Proceedings of the 21th International Society for Music Information Retrieval Conference, ISMIR 2020*, 142–149.
- Wu, S.-L.; and Yang, Y.-H. 2021. MuseMorphose: Full-Song and Fine-Grained Music Style Transfer with Just One Transformer VAE. *arXiv preprint arXiv:2105.04090*.
- Zhou, Y.; Chu, W.; Young, S.; and Chen, X. 2019. Band-Net: A Neural Network-based, Multi-Instrument Beatles-Style MIDI Music Composition Machine. In *Proceedings of the 20th International Society for Music Information Retrieval Conference, ISMIR 2019*, 655–662.
- Zhu, H.; Liu, Q.; Yuan, N. J.; Qin, C.; Li, J.; Zhang, K.; Zhou, G.; Wei, F.; Xu, Y.; and Chen, E. 2018. XiaoIce Band: A Melody and Arrangement Generation Framework for Pop Music. In *Proceedings of the 24th ACM SIGKDD International Conference on Knowledge Discovery & Data Mining, KDD 2018*, 2837–2846.

## 6 Appendix

### 6.1 Event set $\mathcal{C}$ in Music Tokenization

In Section 3.2, we adopt the event set  $\mathcal{C}$  that contains nine categories to tokenize the music. The event set is shown in Table 2.

Event Level	Category	Description
Token type	Type	The type of the token
Metrical	Bar	The bar position of the token
	Beat	The beat position in a bar of the token
	Tempo	The tempo of the token
Structure	Phrase	The phrase that the token belongs with
	Chord	The chord that the token belongs with
Note	Track	The track (or the instrument) of the token
	Pitch	The pitch of the token
	Duration	The duration time of the token

Table 2: Nine events in music tokenization.

### 6.2 Generating a piece from the scratch

In Section 3.6, we describe the generating procedure of HAT from the scratch. The detailed algorithm can be seen in Algorithm 1.

### 6.3 Supplementary Implementation Details

**Computing Platform** All experiments in the paper are conducted on NVIDIA V100 GPUs with PyTorch (Paszke et al. 2019). And we employ the library developed by (Katharopoulos et al. 2020)<sup>12</sup> for the implementation of transformer.

**HAT** In Section 3.6, we use the sampling function  $\text{Sampling}_c(\cdot)$  for the different category  $c$  of the tokens during generating. For the hyperparameters, we follow the setting of (Hsiao et al. 2021) for all the categories except Phrase (that is not modeled in (Hsiao et al. 2021)). And we employ the sampling function with  $\tau = 1.0$  and  $\rho = 0.99$  for Phrase.

**HAT’s three variants** All the hyperparameters of them are the same to HAT. And we use the models of training loss at 0.05 level for generating, following HAT.

**Music Transformer** As is mentioned in Section 4.2, we adopt **HAT-base w/ relative attention** for the implementation of Music Transformer. We reproduce the **relative attention** based on some public codes<sup>13</sup>. And we use the models of training loss at 0.05 level for generating, following HAT.

**CP-Transformer** We follow the official implementation of CP-Transformer (Hsiao et al. 2021)<sup>14</sup>. We merge the three-track training data into single-track data, because the original tokenize method of “Compound Word” is proposed

<sup>12</sup><https://github.com/idiap/fast-transformers>. This library is originally developed for “fast attention” (Katharopoulos et al. 2020) for transformers. But we only use its implementation of the basic Transformer (Vaswani et al. 2017) during all the experiments.

<sup>13</sup><https://github.com/jason9693/MusicTransformer-pytorch>

<sup>14</sup><https://github.com/YatingMusic/compound-word-transformer>

Algorithm 1: Generate a music piece from scratch.

**Input:**  $\mathbf{x}_1 = \langle \text{BOS} \rangle$

**Output:**  $\hat{\mathbf{y}} = [\hat{\mathbf{y}}_1, \hat{\mathbf{y}}_2, \dots, \hat{\mathbf{y}}_{L_G}]$

```

1:  $i \leftarrow 0$  ▷ the token index
2:  $p_i \leftarrow 0$  ▷ the phrase index
3:  $p_i^j \leftarrow 0$  ▷ the chord index of the phrase
4:
5:  $\mathbf{T}_{p_i^j-1} \leftarrow \mathbf{0}$  ▷ the output of Texture Transformer
6:  $\mathbf{TF}_{p_i-1} \leftarrow \mathbf{0}$  ▷ the output of Form Transformer
7:
8: do
9:    $i \leftarrow i + 1$ 
10:  Calculate  $\mathbf{E}_{\mathbf{x}_i}$  and  $\mathbf{S}_{\mathbf{x}_i}$  using Eq.1-2.
11:  if  $\mathbf{x}_i^{tp} = \text{phrase}$  then
12:     $\mathbf{S}_{p_i} \leftarrow \mathbf{S}_{\mathbf{x}_i}$ 
13:     $\mathbf{S}_{\mathbf{x}_i} \leftarrow \mathbf{TF}_{p_i-1} + \mathbf{S}_{\mathbf{x}_i}$  ▷ Refer to Eq.5
14:     $\mathbf{S}'_{p_i} \leftarrow \mathbf{S}_{\mathbf{x}_i}$ 
15:    if  $p_i \neq 0$  then
16:      Given  $\mathbf{T}_{p_i^j-1}$ , calculate  $\mathbf{TF}_{p_i-1}$  using Eq.4.
17:    end if
18:     $p_i \leftarrow p_i + 1$ 
19:     $p_i^j \leftarrow 0$ 
20:     $\mathbf{T}_{p_i^j-1} \leftarrow \mathbf{0}$ 
21:  else if  $\mathbf{x}_i^{tp} = \text{chord}$  then
22:     $\mathbf{S}_{p_i^j} \leftarrow \mathbf{S}_{\mathbf{x}_i}$ 
23:     $\mathbf{S}_{\mathbf{x}_i} \leftarrow \mathbf{S}'_{p_i} + \mathbf{T}_{p_i^j-1} + \mathbf{S}_{\mathbf{x}_i}$  ▷ Refer to Eq.6
24:    Given  $\mathbf{S}_{p_i^j}$  and  $\mathbf{S}_{p_i}$ , calculate  $\mathbf{T}_{p_i^j-1}$  using Eq.3.
25:     $p_i^j \leftarrow p_i^j + 1$ 
26:  end if
27:   $\mathbf{S}'_{\mathbf{x}_i} \leftarrow \mathbf{S}_{\mathbf{x}_i}$ 
28:  Given  $\mathbf{S}'_{\mathbf{x}_i}$ , calculate  $\mathbf{S}''_{\mathbf{x}_i}$  using Eq.7.
29:  Given  $\mathbf{S}''_{\mathbf{x}_i}$ , calculate  $\hat{\mathbf{y}}_i$  using Eq.8, where we only
    replace  $\mathbf{y}_i^{tp}$  with  $\hat{\mathbf{y}}_i^{tp}$ .
30: while  $\hat{\mathbf{y}}_i \neq \langle \text{EOS} \rangle$ 

```

for single-track data. To be fair with HAT, we use the basic Transformer (Vaswani et al. 2017) but rather than linear Transformer (Katharopoulos et al. 2020) for the backbone architecture.

### 6.4 Details of Objective Evaluation

In order to get the chord annotations, we use the chord detection tool<sup>15</sup> of (Hsiao et al. 2021) to extract the chords of the evaluated pieces.

**Accompaniment Groove Stability (AGS)** The calculating procedure of AGS is described in Equation 11. To obtain the grooves of the  $i^{th}$  chord,  $\mathbf{g}_i$ , motivated by (Wu and Yang 2020), we scan the every frame of the chord (by the resolution of  $16^{th}$  note), and the value of the  $j^{th}$  frame,  $g_i^j = 1$  if there are notes onsetting in the frame, otherwise  $g_i^j = 0$ . Besides, we remove those adjacent chord pairs that  $\mathbf{g}_i = \mathbf{0}$  and  $\mathbf{g}_{i+1} = \mathbf{0}$  during calculating AGS.

<sup>15</sup><https://github.com/joshuachang2311/chorder>

**Chord Progression Reality (CPR)** Let the  $n$ -grams chord progression is  $C_i^{i+n}$ , where  $i$  is the index of the first chord, then we can obtain CPI value as follows:

$$\text{CPI} = \frac{\text{Count}(\{C_i^{i+n} \mid i = 1, 2, \dots, L_c - n + 1\})}{L_c - n + 1}, \quad (12)$$

where  $\text{Count}(\cdot)$  means the size of the set, and  $L_c$  is the number of the chords of the music.

For **CPVR**, we traverse all the  $C_i^{i+n}$  from  $i = 1$ , and when a new unique  $n$ -grams appear, we define  $V_i$  as the variation rationality value:

$$V_i = \mathbf{p}(C_{i-1}^{i+n} | C_{i-1}^{i-1+n}), \quad (13)$$

where  $\mathbf{p}(\cdot | \cdot)$  is the conditional probability, and we use the appearance frequency during the real data to get the approximation:

$$\mathbf{p}(C_{i-1}^{i+n} | C_{i-1}^{i-1+n}) = \frac{\mathbf{Freq}(C_{i-1}^{i+n})}{\mathbf{Freq}(C_{i-1}^{i-1+n})}, \quad (14)$$

where  $\mathbf{Freq}(\cdot)$  the frequency of the appearance during the real data. In practice, we use all the 909 music pieces of POP909 (Wang et al. 2020a) to calculate the frequencies.

Finally, we can get the **CPVR** and **CPR** value of the music:

$$\begin{aligned} \text{CPVR} &= \text{Avg}(\sum_i V_i), \\ \text{CPR} &= \lambda \text{CPI} + (1 - \lambda) \text{CPVR}. \end{aligned} \quad (15)$$

where  $\lambda$  is the hyperparameter of trade-off weight, and the final **CPR** value lies from 0 to 1. In the experiments, we simply set  $\lambda = 0.5$ .

## 6.5 Results of $t$ -test for subjective and objective evaluations

We conduct the independent two-sample one-tailed  $t$ -test for the results of Table 1. The results of  $t$ -test for subjective and objective evaluations are shown in Table 3. The sample sizes of subjective evaluation are 10 for every models. And the sample sizes of objective evaluation are 909 for Real (the size of POP909 (Wang et al. 2020a)), and 10 for the others.

Compared Model ( $m$ )	Overall Performance		Texture		Form		Avg.
	Melody	Groove	Primary Melody	Consonance	Coherence	Integrity	
Real	$\mu < \mu_m$ , $p = 3.75 \times 10^{-15}$	$\mu < \mu_m$ , $p = 1.05 \times 10^{-9}$	$\mu < \mu_m$ , $p = 1.26 \times 10^{-10}$	$\mu < \mu_m$ , $p = 4.31 \times 10^{-9}$	$\mu < \mu_m$ , $p = 7.48 \times 10^{-10}$	$\mu < \mu_m$ , $p = 7.85 \times 10^{-11}$	$\mu < \mu_m$ , $p = 1.69 \times 10^{-13}$
Music Transformer (Huang et al. 2019)	$\mu > \mu_m$ , $p = 0.0789$	$\mu > \mu_m^*$ , $p = 0.0186$	$\mu < \mu_m$ , $p = 0.1317$	$\mu > \mu_m$ , $p = 0.1049$	$\mu < \mu_m$ , $p = 0.4285$	$\mu > \mu_m^*$ , $p = 0.0214$	$\mu > \mu_m^*$ , $p = 0.0479$
CP-Transformer (Hsiao et al. 2021)	$\mu > \mu_m^{**}$ , $p = 0.0015$	$\mu > \mu_m^{**}$ , $p = 0.0077$	$\mu > \mu_m^{**}$ , $p = 0.0047$	$\mu > \mu_m^{***}$ , $p = 0.0008$	$\mu > \mu_m$ , $p = 0.0710$	$\mu > \mu_m^{**}$ , $p = 0.0097$	$\mu > \mu_m^{**}$ , $p = 0.0015$
HAT-base	$\mu > \mu_m^{**}$ , $p = 0.0036$	$\mu > \mu_m^*$ , $p = 0.0344$	$\mu < \mu_m$ , $p = 0.4251$	$\mu > \mu_m^*$ , $p = 0.0115$	$\mu > \mu_m^*$ , $p = 0.0102$	$\mu > \mu_m^{**}$ , $p = 0.0021$	$\mu > \mu_m^{***}$ , $p = 0.0004$
HAT-base w/ Form	$\mu < \mu_m$ , $p = 0.3939$	$\mu > \mu_m^{**}$ , $p = 0.0065$	$\mu > \mu_m^*$ , $p = 0.0291$	$\mu > \mu_m$ , $p = 0.0573$	$\mu < \mu_m$ , $p = 0.4533$	$\mu > \mu_m^*$ , $p = 0.0118$	$\mu > \mu_m$ , $p = 0.0590$
HAT-base w/ Texture	$\mu > \mu_m^*$ , $p = 0.0114$	$\mu > \mu_m^*$ , $p = 0.0221$	$\mu > \mu_m$ , $p = 0.0817$	$\mu > \mu_m^{**}$ , $p = 0.0034$	$\mu > \mu_m^*$ , $p = 0.0407$	$\mu > \mu_m^*$ , $p = 0.0405$	$\mu > \mu_m^*$ , $p = 0.0183$

(a) Subjective Evaluation.

Compared Model ( $m$ )	Texture		Form		
	Accompaniment	Groove Stability	Chord Progression Reality		
			2-grams	3-grams	4-grams
Real		$\mu < \mu_m$ , $p = 1.64 \times 10^{-6}$	$\mu < \mu_m$ , $p = 2.01 \times 10^{-8}$	$\mu < \mu_m$ , $p = 1.45 \times 10^{-9}$	$\mu < \mu_m$ , $p = 1.89 \times 10^{-11}$
Music Transformer (Huang et al. 2019)		$\mu > \mu_m^{**}$ , $p = 0.0022$	$\mu > \mu_m^{***}$ , $p = 9.38 \times 10^{-5}$	$\mu > \mu_m^{***}$ , $p = 9.85 \times 10^{-5}$	$\mu > \mu_m^{***}$ , $p = 0.0002$
CP-Transformer (Hsiao et al. 2021)		$\mu > \mu_m^{***}$ , $p = 6.59 \times 10^{-5}$	$\mu > \mu_m^{***}$ , $p = 1.20 \times 10^{-8}$	$\mu > \mu_m^{***}$ , $p = 2.56 \times 10^{-8}$	$\mu > \mu_m^{***}$ , $p = 1.28 \times 10^{-7}$
HAT-base		$\mu > \mu_m^{**}$ , $p = 0.0048$	$\mu > \mu_m^{***}$ , $p = 9.44 \times 10^{-7}$	$\mu > \mu_m^{***}$ , $p = 5.81 \times 10^{-6}$	$\mu > \mu_m^{***}$ , $p = 4.27 \times 10^{-5}$
HAT-base w/ Form		$\mu > \mu_m^*$ , $p = 0.0317$	$\mu > \mu_m$ , $p = 0.1461$	$\mu > \mu_m^*$ , $p = 0.0378$	$\mu > \mu_m^*$ , $p = 0.0666$
HAT-base w/ Texture		$\mu > \mu_m$ , $p = 0.0519$	$\mu > \mu_m^*$ , $p = 0.0121$	$\mu > \mu_m^{**}$ , $p = 0.0017$	$\mu > \mu_m^{**}$ , $p = 0.0098$

(b) Objective Evaluation.

Table 3: Results of  $t$ -test between HAT and other models on subjective and objective metrics. We exhibit the *alternative hypothesis* and  $p$ -value for every comparison.  $\mu$ : the average value of HAT.  $\mu_m$ : the average value of the compared model.  $\mu > \mu_m^*$ ,  $\mu > \mu_m^{**}$ , and  $\mu > \mu_m^{***}$ : HAT is significantly better than the compared model at the  $p$ -value that is less 0.05, 0.01, and 0.001.