

Colour and baryon number fluctuation of preconfinement system in production process and T_{cc} structure

Yi Jin,¹ Shi-Yuan Li,² Yan-Rui Liu,² Qin Qin,³ Zong-Guo Si,² and Fu-Sheng Yu^{4,5,6}

¹School of Physics and Technology,

University of Jinan, Jinan 250022, P. R. China

²School of Physics, Shandong University, Jinan 250100, P. R. China

³School of physics, Huazhong University of Science and Technology, Wuhan 430074, China

⁴School of Nuclear Science and Technology,

and Frontiers Science Center for Rare Isotopes,

Lanzhou University, Lanzhou 730000, China

⁵Lanzhou Center for Theoretical Physics,

and Key Laboratory of Theoretical Physics of Gansu Province,

Lanzhou University, Lanzhou 730000, China

⁶Center for High Energy Physics, Peking University, Beijing 100871, China

(Dated: September 14, 2021)

Abstract

We suggest to study the production mechanism and some details of the production properties to probe the structure of the $DD\pi$ resonance T_{cc}^+ recently observed by the LHCb Collaboration. If the resonance is produced as a four-quark state, one can find the corresponding finger prints via measurements on some production properties that are the same as those of Ξ_{cc} . On the other hand, if T_{cc}^+ is produced as a hadron molecule, the measurement on the momentum correlation of DD^* can be a smoking gun to make the judgement.

1. INTRODUCTION

The quark model predicts quark-antiquark and three-quark hadrons, i.e., mesons and baryons. In these hadrons, quarks are bound by the strong interactions and they are in colour singlet. However, a cluster of more (anti)quarks can also be in colour singlet. It is possible for this kind of colour-singlet clusters with modest mass to be a 'real' particle. These belong to the exotic hadrons, among whom the four-quark states ($qq\bar{q}\bar{q}$, tetraquark) and five-quark states ($qqqq\bar{q}$, pentaquark) with at least one heavy quark (c , b) have been observed. Almost all the four- and five-quark states are observed to be produced from decays of heavier hadrons (e.g., bottom hadrons) rather than promptly produced from multiproduction processes in experiments. From the theoretical aspects, this fact is understood that their production rate generally is quite small in multiproduction processes because of the unitarity constraint [1, 2] as well as the modest mass of the preconfinement clusters [3].

All kinds of the multiquark state hadrons have one common property that the bound (anti)quarks inside can be grouped into several clusters, with each cluster *possibly* in colour-singlet. Hence, these hadrons could just be hadron molecules rather than real multiquark states. However, the ways of grouping these (anti)quarks in a multiquark state hadron are not unique, as it is simply known from the group theory that the reduction ways for a direct product of several representations are not unique. Furthermore, these clusters in one hadron need not necessarily be in colour-singlet, since the only requirement is that the whole set of these clusters are in colour-singlet. For example, the system $q_1\bar{q}_2q_3\bar{q}_4$ (the constituents of a four quark state) can be decomposed/clustered in the following ways:

$$(q_1q_3)_{\bar{3}} \otimes (\bar{q}_2\bar{q}_4)_3 \rightarrow 1 \quad (1)$$

$$(q_1\bar{q}_2)_{1 \text{ or } 8} \otimes (q_3\bar{q}_4)_{1 \text{ or } 8} \rightarrow 1 \quad (2)$$

...

Here we just mention that such group theory analysis is applicable to the quark states as well as the quark field operators [4]. In the above example, only the second case, when these two $q\bar{q}$ pairs are both in colour-singlet, it seems possible to be considered as a hadron molecule. However dynamically, the colour interactions in the system via exchanging gluons can change the colour state of each individual cluster, so each kind of grouping/reduction way seems having no special physical reasons. Such an ambiguity, which has been considered

in many hadronization and decay processes as “colour recombination/rearrangement” [7–9], obstacles the possibility to consider the multi-quark hadron in a unique and uniform way, while leads to the possibility of introducing some phenomenological duality. Namely, even we consider the production of multi-quark hadron as “hadron molecule” formation, the subsequent colour interactions in the system can eventually transit this “molecule” into a “real” multi-quark hadron, at least by some probability — et vice versa.

However, this ambiguity just gives us a clue: even though we can not determine the structure from its static property via the model of a multi-quark state or a hadron molecule (in case that both kinds of models explain well the data of the static properties such as masses and decay widths), we can try to explore a ‘production definition’ via the study of the production mechanism, especially in the multi-production processes. This means to investigate the production mechanism for the specific hadron to see whether it is produced like a multi-quark state or like a hadron molecule [1]. In this paper we investigate the T_{cc} structure via its production mechanism. The T_{cc} state has been long studied theoretically and has recently been observed as a narrow resonance in the $DD\pi$ spectrum by the LHCb collaboration [10, 11] (for theoretical review, see [12] and Refs. therein). Its mass is just below the $D^{*+}D^0$ threshold and its quantum numbers are consistent with $I(J^P) = 0(1^+)$. The static properties of this resonance have been well predicted by both assumptions as tetraquark or molecule [13–15] though some potential models of multi-quark state fail to give the mass [16]. Since the observation of this T_{cc} state, discussions of double-heavy four quark states in both molecular configuration [17–29] and tetraquark picture [30–33] are performed to explain the static and/or decay properties. However, T_{cc} can be taken as an excellent example for the study of the production mechanism (rather than via decay or static properties) to gain insight on the hadronic structure, and to shed light on the confinement mechanism. It is also special comparing to other exotic ones like the XYZ particles, which will be explained in details later. The analysis of this paper serves to answer: What is it, a multi-quark bound state ($cc\bar{q}\bar{q}$) or a hadron molecule (DD^*)? What have been observed and what to be observed for this purpose in the production process? The main body of our paper emphasizes the finger prints of its production as a four-quark state. As a comparison, we also investigate its production as a molecule by calculating the production rate, and propose methods to make judgement. This content is in the appendix because of large uncertainties.

First of all, before paying any attention to its structure, one should notice that this

production process is characteristic of the fact that two heavy quark pairs $cc\bar{c}$ are produced. This is the very reason why the T_{cc} is an outstanding example for the study of the production mechanism to gain insight on its structure. The production of two heavy quark pairs is a perturbative QCD process, so the interface between perturbative and nonperturbative QCD plays an important rôle in the T_{cc} production, i.e., if T_{cc} is a tetraquark rather than molecule of two D 's, the colour connection of the cc quark pair must be a special and nontrivial one. This colour connection just shares exact similarity in the production mechanism of the Ξ_{cc} , a baryon, which can not be produced as a hadron molecule. Therefore, once the production mechanism of T_{cc} and Ξ_{cc} is proved to be the same by various observables, one can determine that T_{cc} is produced as Ξ_{cc} at the quark level rather than at the hadron level. This is the key point of this paper. As a matter of fact, T_{cc} has been investigated from this viewpoint and suggested to be measured in various processes, e.g., e^+e^- annihilation in various energies [6, 34, 35], Υ decay [36], as well as hadronic collisions [37]. Besides the production mechanism, some models on static property of the T_{cc} also is fixed by the experimental data of Ξ_{cc} [38]. The recent discovery of the resonance is from the pp collision at LHC and agrees well with the suggestion by Qin, Shen and Yu [37], in which a full analogy to Ξ_{cc} is employed as the key input for the prediction. This strongly motivates the investigation of this paper. In the next section (Sec. 2), we investigate the special colour connection for Ξ_{cc} and T_{cc} production. Then in section 3 we study the hadronization and demonstrate the finger print observables for T_{cc} as four-quark state. The conclusion is in section 4.

2. COLOUR AND BARYON NUMBER FLUCTUATION OF PRECONFINEMENT SYSTEM AND DOUBLY OPEN CHARM HADRON PRODUCTION

As is mentioned above, if the T_{cc} is produced as a four-quark state, there must be a cc cluster produced from the primary hard interaction. In high energy processes such as proton-proton collisions at the LHC, the hard scattering produces the cc cluster, or more explicitly the $cc\bar{c}$, which transfer into possible preconfinement systems before the final hadronization process, in which T_{cc} or other hadrons are formed. Those preconfinement systems with a specific colour connection favour the baryon (Ξ_{cc}) and T_{cc} production. The corresponding phenomena in the production will play the rôle of the finger prints of the four-quark state

structure of T_{cc} .

The concept of preconfinement is introduced by Amati and Veneziano [5]. In our case, the production of the charm quark system $cc\bar{c}\bar{c}$ can be calculated by perturbative QCD. In general, it is accompanied by gluon radiation and light quark pair production. The dominant contribution can be described in a parton evolution picture, which is embedded in, e.g., parton shower models. The preconfined system is considered as the end of this evolution, which is typically of the formation of colour-singlet clusters with modest masses independent on the center-of-mass energy of the scattering process. Each colour-singlet cluster will independently hadronize into some hadrons. The preconfinement cluster formation has many evidences such as the local parton hadron duality (for details, see [3] and refs. therein).

It has long been argued that the colour structure of the preconfined system is not unique [8, 9]. It has also been recognized that different colour structures will lead to different non-trivial baryon number distribution of the colour-singlet clusters, which is referred as the baryon number fluctuation of the preconfined system [3]. Some phenomena such as the baryon number enhancement (with saturation) has been investigated in [3], which is also an important feature of the T_{cc} production as a four-quark state. These issues of the preconfinement can be easily understood from the analysis on the colour connection of the most simple colour-singlet four quark system $c\bar{c}c\bar{c}$ produced from some perturbative processes (e.g., [6]).

The $cc\bar{c}\bar{c}$ colour space can be decomposed as Eqs. (1) and (2) in the introduction section or in other ways, but we investigate the specific one

$$(\mathfrak{3}_1 \otimes \mathfrak{3}_2) \otimes (\mathfrak{3}_1^* \otimes \mathfrak{3}_2^*) = (\mathfrak{3}_{12}^* \oplus \mathfrak{6}_{12}) \otimes (\mathfrak{3}_{12} \oplus \mathfrak{6}_{12}^*) = (\mathfrak{3}_{12}^* \otimes \mathfrak{3}_{12}) \oplus (\mathfrak{6}_{12} \otimes \mathfrak{6}_{12}^*) \oplus \dots, \quad (3)$$

where $\mathfrak{3}_{12}$ ($\mathfrak{3}_{12}^*$) denotes the triplet (anti-triplet) representation of the $SU_c(3)$ group and $\mathfrak{6}_{12}$ ($\mathfrak{6}_{12}^*$) denotes the sextet (anti-sextet) representation of the $SU_c(3)$ group. When two (anti)quarks in the color state $\mathfrak{3}^*(\mathfrak{3})$ attract each other and their invariant mass is sufficiently small, such a cluster can be considered as a(n) (anti)diquark [6]. For the case in which only one of the pair has a small invariant mass, the color configuration can be better written as

$$\begin{aligned} (\mathfrak{3}_1 \otimes \mathfrak{3}_2) \otimes \mathfrak{3}_1^* \otimes \mathfrak{3}_2^* &= \mathfrak{3}_{12}^* \otimes \mathfrak{3}_1^* \otimes \mathfrak{3}_2^* \oplus \dots, \text{ or} \\ \mathfrak{3}_1 \otimes \mathfrak{3}_2 \otimes (\mathfrak{3}_1^* \otimes \mathfrak{3}_2^*) &= \mathfrak{3}_1 \otimes \mathfrak{3}_2 \otimes \mathfrak{3}_{12} \oplus \dots. \end{aligned} \quad (4)$$

The above equation indicates that after the perturbative QCD evolution for the whole system, it is possible to form clusters, like 'ccq + (other quark anti-quark pairs) + gluons', with

cc in the 3^* . This is a colour singlet cluster with a non-zero baryon number in the preconfinement system. It can enhance baryon production, especially for the Ξ_{cc} , as displayed in Fig 1. On the other hand, one can see from Fig. 2 that this colour structure can also lead to T_{cc} production, if T_{cc} is indeed a four-quark state. After the T_{cc} formed, there can be a remnant diquark, which again can enhance the baryon production as Fig. 1.

From the above analysis, such a specific colour and baryon number fluctuation of the preconfinement system enhances both Ξ_{cc} and T_{cc} . Et vice verse, the doubly charm baryon or tetraquark play the role of the 'trigger' to probe this special colour connection. In brief, the T_{cc} and Ξ_{cc} production requires the above physical mechanism happen on the interface between PQCD and NPQCD. Therefore, the corresponding unique signals can be taken as the fingerprints for judging that the resonance structure is a true tetraquark rather than a molecule. The details of the hadronization and the signals are investigated in the next section.

3. HADRONIZATION OF CC DIQUARK AND FINGER PRINTS OF TETRAQUARK IN EXPERIMENT

The preconfinement and subsequent hadronization are 'branching' processes via the creation of quarks from the vacuum by the strong interactions within the system. The created quarks and the primary quarks are combined into color-singlet clusters and then hadrons at last. In Eq. (4), the colour configuration as a whole is like a 'big antibaryon' ($3^*3^*3^*$) but with a large invariant mass. For example, in Figs. 1, 2, The diquark cc must combine with a quark q (or antidiquark) to form a color-singlet system, Ξ_{cc}/T_{cc} . To balance the quantum numbers of color and flavour, an antiquark/diquark must be created simultaneously. To branch them further, more quark pairs and diquark pairs will be created from the vacuum via the interactions among the quark system. Such a cascade process will proceed until the end of time, when most of the 'inner energy' of the entire system is transformed into the kinematical energies and masses of the produced hadrons. In this process some clusters with non-zero baryon number produce because of some diquark pair creation. Each of the two primary \bar{c} 's combines with a created quark or antidiquark to respectively hadronize into two open charmed hadrons. To quantitatively describe such a nonperturbative hadronization procedure, we adopt a concrete hadronization model, the Lund string model [41], which is

realized by PYTHIA/JETSET [40]. For the configurations considered here, the above process is straightforward, except that for each step, we must assign special quantum numbers for each specific kind of hadrons according to their production rates.

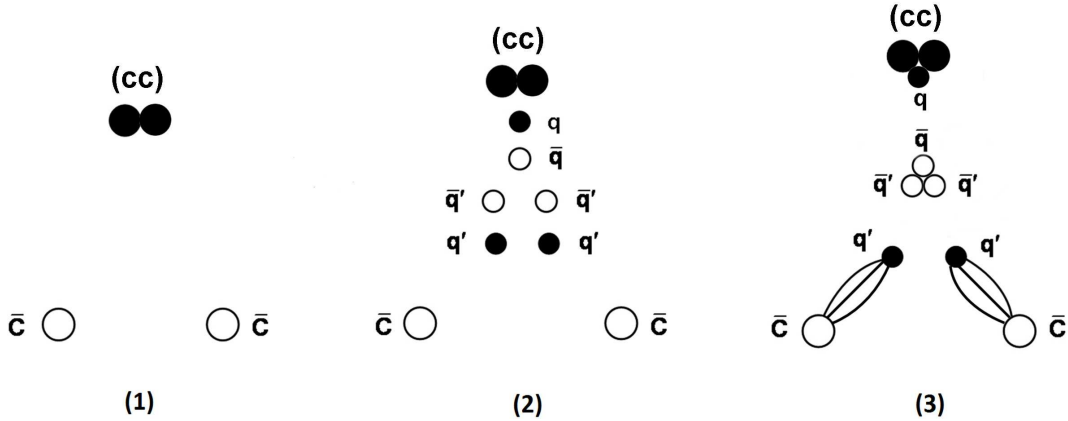


FIG. 1: The Ξ_{cc} production and the string formation for the hadronization of the $(cc)\bar{c}\bar{c}$ system with the aid of quark creation from the vacuum. Solid circles represent quarks, while hollow circles represent antiquarks. The primary $\bar{c}\bar{c}$ connect to quarks respectively via two strings.

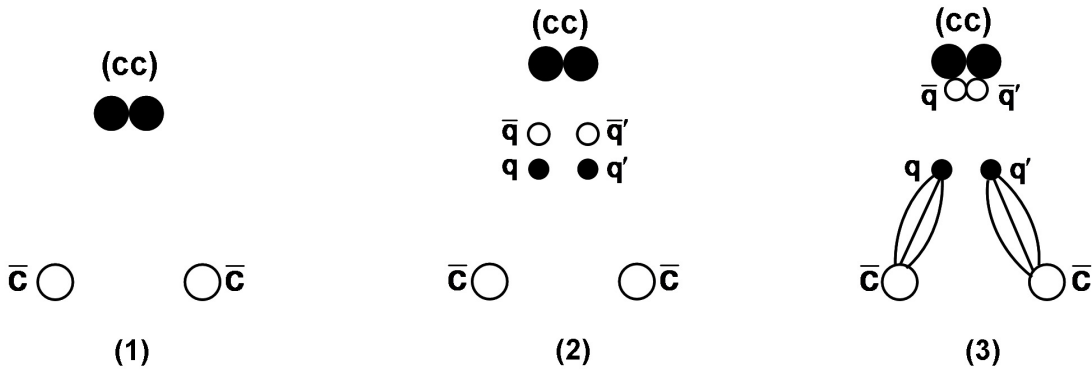


FIG. 2: The T_{cc} production and the string formation for the hadronization of the $(cc)\bar{c}\bar{c}$ system with the aid of quark creation from the vacuum. Solid circles represent quarks, while hollow circles represent antiquarks. The primary $\bar{c}\bar{c}$ connect to quarks respectively via two strings.

In the case of Ξ_{cc} production, the complementary antiquark can produce an antibaryon by combining with an antiquark, and then the balancing diquark is broken by the interactions

with the remaining system and then each becomes connected to the two primary \bar{c} 's to form two strings. The resultant hadronization can be described by the conventional string-fragmentation picture. This procedure is illustrated in FIG.1. In the case of T_{cc} production, if the complementary diquark is broken and proceeds in the same manner described above, the procedure can be described by FIG.2. However, it is also possible that the new created diquark is not broken, and then the hadronization proceeds like the Ξ_{cc} production shown in Fig.1. In this scenario, the baryon production is also enhanced. Therefore, there is baryon enhancement in both the Ξ_{cc} and T_{cc} production, and this similarity is expected to be observed. We hereby propose an observable to measure this effect. First find a cluster including a Ξ_{cc} or T_{cc} hadron and other particles with relative small momenta, and then measure the invariant mass of this cluster $M_{T(\Xi)} + \Delta$ ($M_{T(\Xi)}$ is mass of $T_{cc}(\Xi_{cc})$) and the total baryon number N_B (algebraic sum or arithmetic sum). The N_B as a function of Δ is thus obtained. The value of N_B should be significantly larger than the averaged baryon production rate in various high energy scattering processes, which is around 10 per cent with respect to all hadrons.

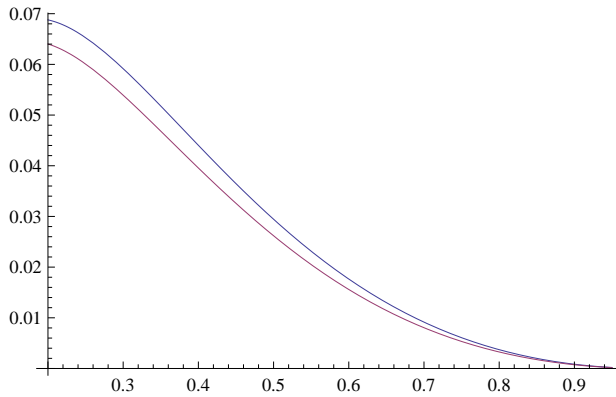


FIG. 3: Comparison of the z -distributions of the fragmentations (from the cc diquark) to Ξ_{cc} (blue) and T_{cc} (red).

The next observable that we propose to measure on the similarity between the Ξ_{cc} and T_{cc} is their kinematic spectra. The fragmentation of the heavy diquark can be described by the Peterson formula [39]

$$f(z) \propto \frac{1}{z(1 - 1/z - \epsilon_Q/(1 - z))^2}, \quad (5)$$

where z is defined by $p_+^{\text{hadron}}/p_+^{\text{cluster}}$ with p_+ being the sum of the energy and the momentum

projected in the moving direction of the cluster, and the free parameter ϵ_Q is expected to scale between flavours as $\epsilon_Q \propto 1/m_Q^2$. In practice, different ϵ_Q values inversely proportional to the hadron masses squares are used for T_{cc} and Ξ_{cc} . The results for $f(z)$ of T_{cc} and Ξ_{cc} are displayed in FIG. 3 to show the difference. It can be seen that for reasonable kinematics region, the differences between these two hadron can be neglected. Therefore, this similarity in the line shape of the momentum spectra with respect to those of Ξ_{cc} is another feature to judge T_{cc} as a four-quark state, which can be examined in experiments.

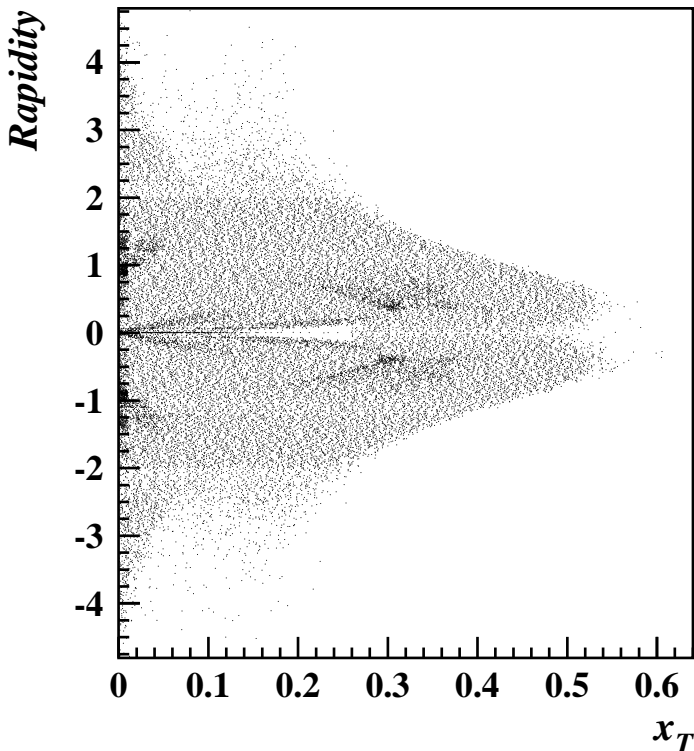


FIG. 4: 2D distribution onrapidity and $x_T = p_T/\sqrt{s^*}$.

To further prove this physical picture, we propose that the light hadrons produced adjointly with Ξ_{cc}/T_{cc} can provide additional clues. One notices that the two-string structure in FIG. 1&2 is typical for this kind of production processes. The reason is that however the cc diquark fragments, to balance the colour, the subsequent hadronization of the remnant except the cc diquark cluster can only happen in two (or more) colour-singlet clusters rather than only one. Thus, one can measure this special property, the string effect, which was suggested by the Lund group in 1980s [41]. In experiments, one should get quite similar

kinematic distributions such as those of the energy, momentum, etc., for Ξ_{cc} and T_{cc} . To visualize this effect, a simulation is performed. The fragmentation of the complementary (anti) quark is handled by the fragmentation function employed by the LUND group [41]

$$f(z) \propto z^{-1}(1-z)^a \exp(-bm_{\perp}^2/z), \quad (6)$$

where a and b are free parameters. In our simulation program, we take $a = 0.3 \text{ GeV}^{-2}$ and $b = 0.58 \text{ GeV}^{-2}$, as used in PYTHIA [40]. The fragmentation of the strings can be referred to the classical book about the Lund model by B. Anderson [41] and the PYTHIA manual [40]. With the simulated events, we first have to reasonably define a cluster, whose total transverse momentum is zero at the jet level. In practice, we approximately use the doubly heavy hadron momentum as jet momentum, i.e., the Peterson function taken as a δ function. In this scenario, we collect hadrons around it to balance the transverse momentum of Ξ_{cc}/T_{cc} to obtain the cluster of hadrons (with invariant mass $\sqrt{s^*}$) to be investigated. Then, we should Lorentz transform this cluster to its rest frame. Take the direction opposite to the Ξ_{cc}/T_{cc} momentum as the z axis direction, then we calculate the rapidities and re-scaled transverse momenta $x_T \equiv p_T/\sqrt{s^*}$ of the hadrons in the two string system to get the distribution, which is shown in FIG. 4.

The above suggested 'similarity' study is very plausible since the experiment [11] has attempted to make comparisons between the T_{cc}^+ signal and the DD pair production, which is expected to be contributed significantly from double scattering. Nevertheless, more data are required. Furthermore, one should give more definite confirmation on the the new discovered resonance, as well as on Ξ_{cc} . To eliminate some kinematic uncertainty, future measurements by other kinematic region, such as the CMS collaboration in the central rapidity region, are valuable.

Except for the similarity between the kinematics distributions of the Ξ_{cc} and T_{cc} production processes, their total production rates can also be a helpful observable to distinguish the nature of T_{cc} . If T_{cc} is a four-quark state, both Ξ_{cc} and T_{cc} are generated from the fragmentation of the heavy diquark cc and are managed by Eq. (5). In this scenario, Qin, Shen and Yu [37] estimated the production ratio of T_{cc} which was assumed to be a isospin singlet state. The key point is that, taking into account all these similarities, they gave a reasonable conjecture of the production ratio, $T_{cc}/\Xi_{cc} \sim 1/4$. It is quite significant that with this estimation, they have predicted the signal yield which agrees well with the data

[10, 11]. It was also estimated in [43] that the diquark versus quark fragmentation ratio as $\lambda/2$ ($\lambda \sim 0.3$), which is a result without taking the isospin counting. The present observed one is composed with the ud antidiquark, and it is thus 2 times of uu or dd case. Consequently, an estimation around the range 1/3-1/5 is generally reasonable and adoptable, consistent with [37]. In contrast, if T_{cc} is regarded as a molecule state, the production rate would be smaller by one order of magnitude, which is disfavored by the current data [10, 11]. The details can be found in Appendix A.

In the end, it is valuable to examine whether there exists a further resonance, here denoting as T'_{cc} , which has a different isospin from T_{cc} . The relative production rate of T_{cc}/T'_{cc} is a good observable to decide whether T_{cc} has the four-quark state structure. The reason is as follows. Consider the cc as a 3^* anti heavy 'quark', then T_{cc} and T'_{cc} are anomalous to heavy anti-baryons from the colour aspect. By such a viewpoint, their production ratio follows the mass and production rate rules observed from the experiment [42] for heavy baryons, dependent on the isospin structures. More explicitly, the mass splitting and production rate between T_{cc} and T'_{cc} should be similar to Λ_c and Σ_c , with the production rate of Σ_c is smaller than that of Λ_c by one order of magnitude. If the present observed T_{cc} is isospin singlet and the Λ_c -like one, then a scan to the larger mass region with more data by LHCb can find a isospin-1 resonance T'_{cc} with a lower production rate. If, on the contrary, the observed T_{cc} is the Σ_c -like one, then a scan to the smaller mass region will find such a isospin-0 T'_{cc} with a much larger production rate. Now the experiment [11] favours a Λ_c -like T_{cc} , since there is not another significant resonance observed and the signal yield is consistent with the estimation of [37]. Based on the above discussion, the production rate is a perfect evidence for the four-quark state production mechanism.

4. CONCLUSION

The consistence between the theoretical analysis on the T_{cc} production by Qin, Shen and Yu [37] and the data [10, 11] strongly favours the newly discovered resonance T_{cc} is produced as a real four-quark state. We in this paper clarify the production mechanism, and provide further experimental observables to look for the finger prints of the T_{cc} as a tetraquark. The observables include: the similarity of T_{cc} and Ξ_{cc} in the kinematics spectra, in the baryon number enhancement, in the string effect, etc. Moreover, measurements of the production

cross section of T_{cc} and of the production ratio between T_{cc} to a different isospin state T'_{cc} (if it exists) would also be very helpful. With these measurements, we will have a good chance to confirm or deny the T_{cc} produced as a four-quark state.

Acknowledgments

We thank Prof. Wang Zhi-Gang for the discussion on application of QCD sum rule in predicting the mass of T_{cc} , Prof. Jiang Jun for the discussion in some aspects of the hadron molecule and Prof. Li Ning (Sun Yat-Sen Univ.) for the nonrelativistic wave functions. This work is supported in part by National Natural Science Foundation of China (grant Nos. 11635009, 11775130, 11775132, 11975112 and 12005068).

Appendix A: T_{cc} production as DD^* molecule

In this appendix, as mentioned in the introduction, when we take ' T_{cc} ' as the hadron molecule *in production*, we mean that such a production process includes two factors if we can have a factorized formulation: First is the productions of D and D^* hadrons; Second is the description on how these two hadrons D and D^* combined to a 'hadron molecule', which, if allowed, we also call ' T_{cc} '.

For the second factor, there could be two possibilities. Corresponding to these two ways, the requirement of the information to the first factor is somehow also different. These two factorized formulations are investigated in the following.

1. Non relativistic wave function formulation [2, 43, 44] and DD^* momentum correlation measurement as smoking gun

If the molecule composed of DD^* can be described by a non-relativistic wave function (the T_{cc} mass also got by solving the corresponding Schrödinger function), then we can rely on this wave function to study the production of the molecule of DD^* , with the DD^* produced from the hard interaction in the collision, such as pp scattering at LHC. At last one gets a factorized formulation.

The process $pp \rightarrow D + D^* + X \rightarrow T(DD^*) + X$ is illustrated in Fig. 5, and the corre-

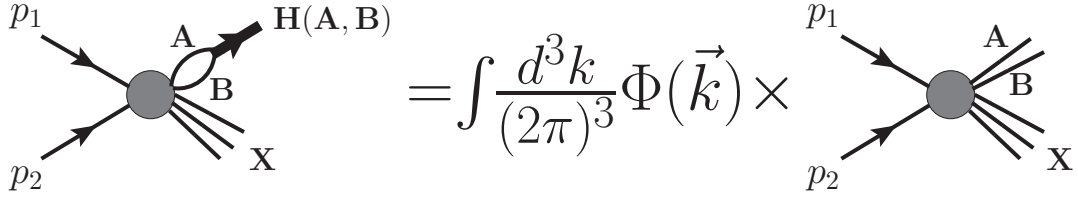


FIG. 5: Any hadron molecule $H(A, B)$ production process $p(p_1)p(p_2) \rightarrow A(p_A) + B(p_B) + X \rightarrow H(A, B)(P_H) + X$.

spending invariant amplitude is:

$$\begin{aligned}
 A_{inv} &= \langle T(DD^*), X | \hat{T} | pp \rangle \\
 &= \frac{1}{\sqrt{\frac{m_D m_{D^*}}{m_D + m_{D^*}}}} \int \frac{d^3 k}{(2\pi)^3} \Phi(\vec{k}) \langle D | \langle D^* | \langle X | \hat{T} | pp \rangle \\
 &= \frac{1}{\sqrt{\frac{m_D m_{D^*}}{m_D + m_{D^*}}}} \int \frac{d^3 k}{(2\pi)^3} \Phi(\vec{k}) \mathbf{M}(\vec{k}).
 \end{aligned} \tag{A1}$$

This formulation is valid in the rest frame of $T(DD^*)$, the bound state of the ingredient hadrons D and D^* . In the above equation, \vec{k} is the relative 3-momentum between D and D^* in the rest frame of $T(DD^*)$. $\mathbf{M}(\vec{k})$ is the invariant amplitude for the free (unbound) D and D^* production. The factor $\frac{1}{\sqrt{\frac{m_D m_{D^*}}{m_D + m_{D^*}}}}$ comes from the normalization of the bound state to be $2E_H V$ just as a single particle. The normalization for the wave function $\Phi(\vec{k})$ in momentum space (Fourier transformation from the configuration space) is

$$\int \frac{d^3 k}{(2\pi)^3} |\Phi(\vec{k})|^2 = 1. \tag{A2}$$

From the above equation, it is obvious that if we know the analytical form of the wave function as well as the free particle invariant amplitude, we can calculate the amplitude of the bound state simply by integrating the relative momentum \vec{k} . In practice, certain decomposition and simplification will be taken for a concrete $^{2S+1}L_J$ state. The resulting formulations are covariant.

To get a factorized formulation, we should expand the $\Phi(\vec{k})$ around $\vec{k} = 0$. This is especially reasonable in the heavy hadron molecule case since the typical relative momentum \vec{k} is rather small compared to the mass of the molecule. The binding energy is generally very

small. For two orbital angular momentum states $L=0, 1$, taking into account the parity of these two wave functions, one respectively obtains

$$\int \frac{d^3k}{(2\pi)^3} \Phi(\vec{k}) \mathbf{M}(\vec{k}) = \Psi(0) \mathbf{M}(\vec{k})|_{\vec{k}=0} \quad (L=0),$$

$$\int \frac{d^3k}{(2\pi)^3} \Phi(\vec{k}) \mathbf{M}_\lambda(\vec{k}) = \Psi'(0) \epsilon_\lambda^\mu \partial_\mu^k \mathbf{M}(\vec{k})|_{\vec{k}=0} \quad (L=1),$$

to the leading contribution. Here $\Psi(0)$ or $\Psi'(0)$ is the configuration space wave function or divergence of the configuration space wave function at origin. ϵ_λ^μ is the polarization vector of the vector hadron D^* .

Since T_{cc} is considered as $J^P = 1^+$, one can assume the dominant contribution is the S wave. In this case the production rate or cross section can be calculated by these two factors: The absolute square of the wave function at origin, and the distribution (differential cross section) with respect to the relative momentum \vec{k} extrapolated to $\vec{k} = 0$.

The production rate of the P wave particles will be quite small as argued by us in [2] because $\partial_\mu^k \mathbf{M}(\vec{k})|_{\vec{k}=0}$ is much more suppressed. The reason for this is that $\mathbf{M}(\vec{k})$ is slowly varying on \vec{k} . This can be checked by numerical study on the correlations [2]. The following numerical result can show such a fact. In general, because of the property of the spherical harmonics, typical of the non-relativistic (assuming central field) wave function, the L order partial wave is relevant to the L order of moment of the function which convolute with the L order spherical harmonics. So the L order of the derivative of the amplitude enters. For slowly varying behaviour of the D D^* correlation, the high order of L partial wave contributions are generally suppressed in production for this model. Needless to say, the high order L states/partial wave components could be a good probe to the details of the correlation in the production.

The details of the molecule structure, e.g., the isospin effects, is relevant to the absolute production rate. The reason is that different isospin structure predicts different distribution near the origin. The weaker bound, the smaller value near the origin, and the lower production rate predicted. In [15], it is predicted that only $I=0$ bound state exists. This indicates a qualitatively direct judgement, i.e., to measure the isospin of the resonance, to see whether isospin multi-states exist [11].

To study the production of the hadron molecule, the other key point is to study the relevant two hadron correlation in momentum space. The free pair cross section $p(p_1)p(p_2) \rightarrow$

$A(p_A) + B(p_B) + X$ can be expressed as:

$$\begin{aligned} \frac{1}{N} \frac{dN}{d^3P_H d^3q} &\propto \frac{1}{F} \sum_{j \neq A, B} \prod \frac{d^3p_j}{(2\pi)^3 2E_j} \\ &\times \overline{|\hat{O}|^2}(p_j, P_H = p_A + p_B, q = p_A - p_B) \\ &\times (2\pi)^4 \delta^{(4)}(P_{initial} - \sum_{j \neq A, B} p_j - p_A - p_B). \end{aligned} \quad (\text{A3})$$

Here the average is on various spin states, and the proper initial flux factor $1/F$ and phase space integral are needed. \hat{O} is the amplitude of production of two free ingredient particles (with vanishing relative momentum and proper angular momentum state). It is not possible to be calculated directly with some effective quantum field theory/model when the initial state is (anti) protons and A and B are hadrons or clusters. However, it can be obtained with an event generator such as PYTHIA [40] or equivalently Shandong Quark Combination Model [45] etc., for the case that A and B are both on shell. It is the advantage that in the nonrelativistic framework we employ, only the on shell case is considered, so that the numerical calculation with event generator is plausible. The quantity of Eq. (A3) describes the two hadrons/clusters (A and B) correlation in the phase space. For the hadron case, by proper integral on components of P_H and/or q , the resulting correlations can be directly compared with data and serve for tuning the parameters. This strongly implies that to study various hadron molecule, careful measurement on the two (corresponding) hadron (momentum) correlation in the corresponding scattering process is crucial, though such study is in fact quite lack until now.

Since the special physical picture of the non-relativistic framework, it is only valid in the rest frame of the two ingredient particles. One can define the following covariant space-like relative momentum \hat{q} as

$$\hat{q} = (p_A - p_B) - \frac{(p_A - p_B) \cdot (p_A + p_B)}{(p_A + p_B)^2} (p_A + p_B). \quad (\text{A4})$$

It is clear that in the rest frame of A and B ($H(A, B)$) where $\vec{p}_A + \vec{p}_B = 0$, $\hat{q} = (0, \vec{k})$ and the $k = \sqrt{-\hat{q}^2}$ is exactly the absolute value of the 3-relative momentum $|\vec{p}_A - \vec{p}_B|$.

Employing the event generator, one gets

$$\frac{1}{N} \frac{dN}{d^3P_H d^3\hat{q}}, \forall \hat{q}, \quad (\text{A5})$$

then extrapolates to the special case $k = 0$. Numerically, one can take an average around $k = 0$ for the above quantity. Then we get, up to the kinematic factors as for the covariant

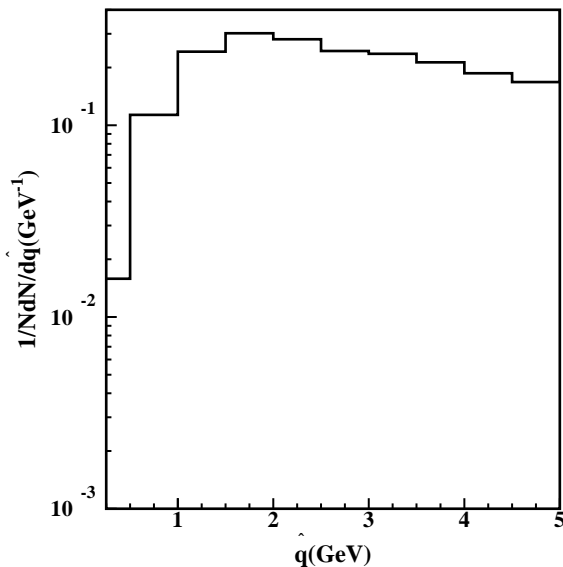


FIG. 6: The distribution of 3-relative momentum k between DD^* calculated by PYTHIA.

form,

$$\frac{1}{F} \prod_{j \neq A, B} \int \frac{d^3 p_j}{(2\pi)^3 2E_j} |\widehat{O}|^2(p_j, P_H = p_A + p_B, k = 0) \times (2\pi)^4 \delta^{(4)}(P_{initial} - \sum_{j \neq A, B} p_j - P_H). \quad (\text{A6})$$

There are several very basic facts supporting the extrapolation. First of all, the amplitude and cross section are analytical in phase space. Any practical generator should reproduce this property, and any ultraviolet divergence is not present. Secondly, the study of strong interaction is complex because of the $SU(3)$ non-Abelian interaction, but its simulation has one simplicity: All particles taking part in the strong interactions are massive, which eliminates the infrared singularities.

From Figure A 1 we can see, the distribution on the relative momentum between D and D^* is quite flat. The correlation quite near $k=0$ is generally not reliable in generators because of lack of data to test. In general we can rather rely on the average around the small value. However, a careful measurement on this correlation surely plays the rôle of the smoking gun, i.e., if from experiment we make sure this distribution on \vec{k} is vanishing on the value $\vec{k} = 0$, such molecule will not possible to be produce from the corresponding scattering process. As an illustration of the method rather than the final conclusion, we estimate the production rate and cross section for a S wave isospin-singlet DD^* molecule [15] based on

the above calculation. We use the wave function at origin value as $(0.1407\text{GeV}^{3/2})$ [15] and the cross section of $pp \rightarrow c\bar{c}c\bar{c} + X$ as 3.6×10^7 pb by NLO calculation. The cross section $pp \rightarrow T_{DD^*} + X$ is around 3×10^2 pb, which is one order lower than that of the production rate of the four-quark state [37].

2. Combination matrix element formulation [46, 47]

In high energies like LHC, the multi-scatterings and underlying events are significant. It is possible that these two D's are from different scattering processes, or that one D/D* produced from the hard scattering flying by and to combine with a D*/D from the underlying events. The Experiment has studied some similarity with the DD pair with small invariant mass which is expected significantly contributed from double scattering [11]. To calculate the combination of a D/D* with the underlying D*/D, or with D*/D from another scattering, we again need a factorized formulation. By the analogy to the quark level combination [46, 47], we can conjecture that the cross section to produce a molecule T_{cc} with four momentum (E, \vec{K}) in pp scattering can be written as

$$2E \frac{d\sigma_C}{d^3K} = \sum_{ab} \int dx_1 dx_2 f_1^a(x_1) f_2^b(x_2) \frac{d\hat{\sigma}_{ab}}{d\mathcal{I}} \frac{1}{\xi^2} \frac{(2\pi)^2}{(2M)^2} P(\xi_l) \tilde{F}(\xi, \xi_l)|_{\xi+\xi_l=1}. \quad (\text{A7})$$

Here $f_A^a(x_1)$ and $f_B^b(x_2)$ are the initial parton distributions with momentum fractions x_1, x_2 . M is the mass of the T_{cc} . $P(\xi_l)$ is the distribution of the D/D* in underlying events or the softer one from another scattering and $\tilde{F}(\xi, \xi_l)|_{\xi+\xi_l=1}$ is the combination matrix element. $d\mathcal{I}$ is the dimensionless invariant phase space for the '2-body' final state $D_A + X$ (Here D_A refers one of the D/D* produced from the hard interaction) where X treated as one particle, with $\xi = E_{D_A}/E$. This formula is also correct for higher order cross sections.

For this production mechanism, the T_{cc} may behave like a single D/D* at large transverse momentum. Since both the combination matrix element as well as the underlying event distribution are yet unknown, we will not discuss the numerical result of this combination process for hadron molecule production.

[1] W. Han, S. Y. Li, Y. H. Shang, F. L. Shao and T. Yao, Phys. Rev. C, **80**, 035202 (2009)

- [2] Y. Jin, S. Y. Li, Y. R. Liu, L. Meng, Z. G. Si and X. F. Zhang, Chin. Phys. C **41** (2017) no.8, 083106 doi:10.1088/1674-1137/41/8/083106 [arXiv:1610.04411 [hep-ph]].
- [3] S. Y. Li, Moriond QCD 2019, 107-110.
- [4] I. V. Anikin, B. Pire and O. V. Teryaev, Phys. Lett. B **626**, 86 (2005).
- [5] D. Amati and G. Veneziano, Phys. Lett. B **83** (1979), 87-92
- [6] Y. Jin, S. Y. Li, Z. G. Si, Z. J. Yang and T. Yao, Phys. Lett. B **727** (2013), 468-473 doi:10.1016/j.physletb.2013.10.070 [arXiv:1309.5849 [hep-ph]], PHYSICAL REVIEW D **89**, 094006 (2014).
- [7] W. Han, S. Y. Li, Z. G. Si and Z. J. Yang, Phys. Lett. B **642**, 62-67 (2006).
- [8] Z. G. Si, Q. Wang and Q. B. Xie, Phys. Lett. B **401** (1997) 107; Q. Wang, Q. B. Xie and Z. G. Si, Phys. Lett. B **388** (1996) 346.
- [9] G. Gustafson and J. Hakkinen, Z. Phys. C **64** (1994) 659; T. Sjostrand and V. A. Khoze, Z. Phys. C **62** (1994) 281.
- [10] R. Aaij *et al.* [LHCb], [arXiv:2109.01038 [hep-ex]].
- [11] R. Aaij *et al.* [LHCb], [arXiv:2109.01056 [hep-ex]].
- [12] Y. R. Liu, H. X. Chen, W. Chen, X. Liu and S. L. Zhu, Prog. Part. Nucl. Phys. **107** (2019), 237-320 doi:10.1016/j.pnpnp.2019.04.003 [arXiv:1903.11976 [hep-ph]].
- [13] Z. G. Wang, Acta Phys. Polon. B **49** (2018), 1781 doi:10.5506/APhysPolB.49.1781 [arXiv:1708.04545 [hep-ph]].
- [14] Z. G. Wang and Z. H. Yan, Eur. Phys. J. C **78** (2018) no.1, 19 doi:10.1140/epjc/s10052-017-5507-0 [arXiv:1710.02810 [hep-ph]].
- [15] N. Li, Z. F. Sun, X. Liu and S. L. Zhu, Phys. Rev. D **88** (2013) no.11, 114008 doi:10.1103/PhysRevD.88.114008 [arXiv:1211.5007 [hep-ph]].
- [16] Jian-Bo Cheng, Shi-Yuan Li, Yan-Rui Liu, Zong-Guo Si, Tao Yao Chin. Phys. C **45** (2021) no.4, 043102
- [17] N. Li, Z. F. Sun, X. Liu and S. L. Zhu, “Perfect DD^* molecular prediction matching the T_{cc} observation at LHCb,” Chin. Phys. Lett. **38** (2021), 092001 [arXiv:2107.13748 [hep-ph]].
- [18] L. Meng, G. J. Wang, B. Wang and S. L. Zhu, “Probing the long-range structure of the T_{cc}^+ with the strong and electromagnetic decays,” [arXiv:2107.14784 [hep-ph]].
- [19] R. Chen, Q. Huang, X. Liu and S. L. Zhu, “Another doubly charmed molecular resonance $T_{cc}^+(3876)$,” [arXiv:2108.01911 [hep-ph]].

- [20] X. Z. Ling, M. Z. Liu, L. S. Geng, E. Wang and J. J. Xie, “Can we understand the decay width of the T_{cc}^+ state?,” [arXiv:2108.00947 [hep-ph]].
- [21] A. Feijoo, W. Liang and E. Oset, “ $D^0 D^0 \pi^+$ mass distribution in the production of the T_{cc} exotic state,” [arXiv:2108.02730 [hep-ph]].
- [22] M. J. Yan and M. P. Valderrama, “Subleading contributions to the decay width of the T_{cc}^+ tetraquark,” [arXiv:2108.04785 [hep-ph]].
- [23] L. Y. Dai, X. Sun, X. W. Kang, A. P. Szczepaniak and J. S. Yu, “Pole analysis on the doubly charmed meson in $D^0 D^0 \pi^+$ mass spectrum,” [arXiv:2108.06002 [hep-ph]].
- [24] F. L. Wang and X. Liu, “Investigating new type of doubly-charmed molecular tetraquarks composed of the charmed meson in H -doublet and the charmed meson in T -doublet,” [arXiv:2108.09925 [hep-ph]].
- [25] Q. Xin and Z. G. Wang, “Analysis of the axialvector doubly-charmed tetraquark molecular states with the QCD sum rules,” [arXiv:2108.12597 [hep-ph]].
- [26] Y. Huang, H. Q. Zhu, L. S. Geng and R. Wang, “Production of the T_{cc}^+ state in the $\gamma p \rightarrow D^+ \bar{T}_{cc}^- \Lambda_c^+$ reaction,” [arXiv:2108.13028 [hep-ph]].
- [27] S. Fleming, R. Hodges and T. Mehen, “ T_{cc}^+ Decays: Differential Spectra and Two-Body Final States,” [arXiv:2109.02188 [hep-ph]].
- [28] H. Ren, F. Wu and R. Zhu, “Hadronic molecule interpretation of T_{cc}^+ and its beauty-partners,” [arXiv:2109.02531 [hep-ph]].
- [29] X. Chen, “Doubly heavy tetraquark states $cc\bar{u}\bar{d}$ and $bb\bar{u}\bar{d}$,” [arXiv:2109.02828 [hep-ph]].
- [30] S. S. Agaev, K. Azizi and H. Sundu, “Newly observed exotic doubly charmed meson T_{cc}^+ ,” [arXiv:2108.00188 [hep-ph]].
- [31] K. Azizi and U. Özdem, “Magnetic dipole moments of the T_{cc}^+ and Z_V^{++} tetraquark states,” [arXiv:2109.02390 [hep-ph]].
- [32] X. Z. Weng, W. Z. Deng and S. L. Zhu, “Doubly heavy tetraquarks in an extended chromomagnetic model,” [arXiv:2108.07242 [hep-ph]].
- [33] T. Guo, J. Li, J. Zhao and L. He, “Mass spectra of doubly heavy tetraquarks in an improved chromomagnetic interaction model,” [arXiv:2108.10462 [hep-ph]].
- [34] Y. Jin, S. Y. Li, Y. R. Liu, Z. G. Si and T. Yao, Phys. Rev. D **89** (2014) no.9, 094006 doi:10.1103/PhysRevD.89.094006 [arXiv:1401.6652 [hep-ph]].
- [35] Y. Jin, H. L. Li, S. Q. Li, S. Y. Li, Z. G. Si, T. Yao and X. F. Zhang, Phys. Rev. D **91** (2015)

- no.11, 114017 doi:10.1103/PhysRevD.91.114017 [arXiv:1506.00121 [hep-ph]].
- [36] S. Y. Li, Z. Y. Li, Z. G. Si, Z. J. Yang and X. Zhang, [arXiv:2007.07706 [hep-ph]].
- [37] Q. Qin, Y. F. Shen and F. S. Yu, Chin. Phys. C **45**, 103106 (2021) [arXiv:2008.08026 [hep-ph]].
- [38] M. Karliner and J. L. Rosner, Phys. Rev. Lett. **119** (2017) no.20, 202001 doi:10.1103/PhysRevLett.119.202001 [arXiv:1707.07666 [hep-ph]].
- [39] C. Peterson, D. Schlatter, I. Schmitt and P.M. Zerwas, Phys. Rev. D **27**, 105 (1983).
- [40] T. Sjöstrand et al., Computer Physics Commun. **135**, 238 (2001).
- [41] B. Andersson, G. Gustafson, G. Ingelman and T. Sjostrand, Phys. Rept. **97** (1983), 31-145 doi:10.1016/0370-1573(83)90080-7
- [42] M. Niiyama *et al.* [Belle], Phys. Rev. D **97** (2018) no.7, 072005 doi:10.1103/PhysRevD.97.072005 [arXiv:1706.06791 [hep-ex]].
- [43] Y. Jin, S. Y. Li and S. Q. Li, Phys. Rev. D **94** (2016) no.1, 014023 doi:10.1103/PhysRevD.94.014023 [arXiv:1603.03250 [hep-ph]].
- [44] S. Y. Li, Calculation of production and decay of baryonium via positronium (quarkonium) approach, ICTP Visitor's Work Report 2005 (unpublished).
- [45] JIN Yi et al., SCIENCE CHINA-Physics, Mechanics & Astronomy **53**, 1998(2010).
- [46] S. Y. Li, [arXiv:hep-ph/0501290 [hep-ph]].
- [47] C. Jiang, H. Li, S. Y. Li, S. Liu and X. Yin, [arXiv:2108.09149 [hep-ph]].