

Parallel iterative methods for variational integration applied to navigation problems [★]

Sebastián J. Ferraro ^{*} David Martín de Diego ^{**}
Rodrigo T. Sato Martín de Almagro ^{***}

^{*} *Instituto de Matemática (INMABB) – Departamento de Matemática, Universidad Nacional del Sur (UNS) – CONICET, Bahía Blanca, Argentina (e-mail: sferraro@uns.edu.ar)*

^{**} *Instituto de Ciencias Matemáticas, ICMAT c/ Nicolás Cabrera, nº 13-15, Campus Cantoblanco, UAM 28049 Madrid, Spain (e-mail: david.martin@icmat.es)*

^{***} *Institute of Applied Dynamics, Friedrich-Alexander-Universität Erlangen-Nürnberg, Germany (e-mail: rodrigo.t.sato@fau.de)*

Abstract: Discrete variational methods have shown an excellent performance in numerical simulations of different mechanical systems. In this paper, we introduce an iterative method for discrete variational methods appropriate for boundary value problems. More concretely, we explore a parallelization strategy that leverages the power of multicore CPUs and GPUs (graphics cards). We study this parallel method for first-order and second-order Lagrangians and we illustrate its excellent behavior in some interesting applications, namely Zermelo’s navigation problem, a fuel-optimal navigation problem, and an interpolation problem.

Keywords: Lagrangian and Hamiltonian systems, discrete variational calculus, discrete event modeling and simulation, iterative modeling and control design, modeling for control optimization.

1. INTRODUCTION

Variational integrators are numerical algorithms obtained from a discrete variational principle (Marsden and West, 2001). These methods exhibit excellent structure-preserving properties as a consequence of their variational derivation. Furthermore, these variational methods preserve qualitative properties of a system such as symmetries, constants of motion, or the manifold structure of the configuration space. They also allow for the preservation of geometric structures such as symplectic or contact structures, or Poisson brackets. Moreover, there exist extensions to other cases of interest such as systems with external forces, holonomic and nonholonomic constraints, optimal control theory and classical field theories.

1.1 Variational discrete equations

For a discrete mechanical system on a configuration manifold Q , with a discrete Lagrangian $L_d: Q \times Q \rightarrow \mathbb{R}$, a sequence $\{q_k\}_{k=0}^N$ in Q is a trajectory if and only if it satisfies the discrete Euler–Lagrange (**DEL**) equations

$$D_2 L_d(q_{k-1}, q_k) + D_1 L_d(q_k, q_{k+1}) = 0, \quad (1)$$

[★] ©2021 the authors. This work has been accepted to IFAC for publication under a Creative Commons Licence CC-BY-NC-ND. D. Martín de Diego acknowledges financial support from the Spanish Ministry of Science and Innovation, under grant PID2019-106715GB-C21 and the “Severo Ochoa Programme for Centres of Excellence” in R&D and I-Link Project (Ref: linkA20079) from CSIC (CEX2019-000904-S). S. Ferraro acknowledges financial support from PICT 2019-00196, FONCyT, Argentina, and PGI 2018, UNS.

for $k = 1, \dots, N - 1$. The operator D_i stands for partial derivation with respect to the i -th argument. Later on, the notation $D_{ij} = D_j \circ D_i$ will also be used. These equations correspond to finding critical points of the discrete action $\sum_{k=0}^{N-1} L_d(q_k, q_{k+1})$ with fixed endpoints q_0 and q_N . When discretizing a continuous Lagrangian system with Lagrangian $L: TQ \rightarrow \mathbb{R}$, $L_d(q_0, q_1)$ is chosen as an approximation of the action of L for the solution curve joining q_0 to q_1 over a given time step $h > 0$. Here, TQ denotes the tangent bundle of the manifold Q (the space of configurations and velocities). Refer to Abraham et al. (1988) for further information on tangent bundles. For further details on discrete Lagrangians and the discretization process, see for instance Marsden and West (2001) and references therein.

In Colombo et al. (2016) we propose an approach to the discretization of second-order Lagrangian systems, useful for the discretization of fully actuated optimal control problems and interpolation problems. This approach consists in defining a discrete Lagrangian $L_d: TQ \times TQ \rightarrow \mathbb{R}$ and writing the corresponding DEL equations, with TQ in the role of Q . As before, L_d can be defined from a continuous second-order Lagrangian $L: T^{(2)}Q \rightarrow \mathbb{R}$, where $T^{(2)}Q$ is the second-order tangent bundle (the space of configurations, velocities and accelerations), as an approximation of the action along a solution for a given h .

The discrete Euler–Lagrange equations for optimal control (**DEL_{oc}**, for short) are

$D_3L_d(q_{k-1}, v_{k-1}, \bar{q}_k, \bar{v}_k) + D_1L_d(\bar{q}_k, \bar{v}_k, q_{k+1}, v_{k+1}) = 0,$
 $D_4L_d(q_{k-1}, v_{k-1}, \bar{q}_k, \bar{v}_k) + D_2L_d(\bar{q}_k, \bar{v}_k, q_{k+1}, v_{k+1}) = 0,$
 and define $(\bar{q}_0, \bar{v}_0) = (q_0, v_0)$ and $(\bar{q}_N, \bar{v}_N) = (q_N, v_N)$ to get the full updated sequence $\{(\bar{q}_k, \bar{v}_k)\}$. Iterate this procedure to approach a solution to the optimal control problem. The explicit Newton-Raphson update rule can be formulated analogously as

$$\begin{bmatrix} 0 \\ 0 \end{bmatrix} = \begin{bmatrix} D_3L_d|_{k-1} + D_1L_d|_k \\ D_4L_d|_{k-1} + D_2L_d|_k \end{bmatrix} + \begin{bmatrix} D_{33}L_d|_{k-1} + D_{11}L_d|_k & D_{34}L_d|_{k-1} + D_{12}L_d|_k \\ D_{43}L_d|_{k-1} + D_{21}L_d|_k & D_{44}L_d|_{k-1} + D_{22}L_d|_k \end{bmatrix} \begin{bmatrix} \bar{q}_k - q_k \\ \bar{v}_k - v_k \end{bmatrix},$$

where we have used the shorthand notation $D_1L_d|_k \equiv D_1L_d(q_k, v_k, q_{k+1}, v_{k+1})$, and similarly for the other derivatives. As before, we need to assume regularity of the coefficient matrix.

3. ZERMELO'S NAVIGATION PROBLEM

Zermelo's navigation problem (Zermelo, 1931; Bao et al., 2004; Kopacz, 2019; Javaloyes and Sánchez, 2017) is usually presented as a time-optimal control problem, which aims to find the minimum time trajectories on a Riemannian manifold (Q, g) under the influence of a drift vector field $W \in \mathfrak{X}(Q)$, which can be interpreted as wind (or water currents). The goal is to navigate from a point to another in Q along a path $\gamma(s)$ in the shortest possible time in the presence of this wind, assuming that the ship engine provides a constant thrust relative to it, that is, $|\dot{\gamma}(s) - W(\gamma(s))| = 1$, where $|\cdot|$ denotes the norm provided by g . It is assumed that $|W(q)| < 1$ for all $q \in Q$.

These minimum time trajectories are precisely the geodesics for a particular type of Finsler metric, a Randers metric defined by (see Bao et al. (2004) and references therein)

$$F(q, v_q) = \sqrt{a(v_q, v_q)} + \langle b(q), v_q \rangle$$

where

$$\begin{aligned} a(v_q, v_q) &= \frac{1}{\alpha(q)}g(v_q, v_q) + \frac{1}{\alpha(q)^2}g(W(q), v_q)^2 \\ \langle b(q), v_q \rangle &= -\frac{1}{\alpha(q)}g(W(q), v_q) = -\left\langle \frac{b_g(W(q))}{\alpha(q)}, v_q \right\rangle \\ \alpha(q) &= 1 - g(W(q), W(q)) = 1 - |W(q)|^2 > 0. \end{aligned}$$

Here $b_g: \mathfrak{X}(Q) \rightarrow \Omega^1(Q)$ is the musical isomorphism defined by $\langle b_g(X), Y \rangle = g(X, Y)$ for all $X, Y \in \mathfrak{X}(Q)$.

The time it takes the ship to move along a curve $\gamma: [t_0, t_N] \rightarrow Q$ is

$$\int_{t_0}^{t_N} F(\gamma(s), \dot{\gamma}(s)) ds. \quad (5)$$

Note that this integral is invariant under orientation-preserving reparametrizations of γ , since Finsler metrics are positively 1-homogeneous, that is, $F(q, \lambda v_q) = \lambda F(q, v_q)$ for any $\lambda > 0$. Therefore, the solution curves are not unique. In fact, F is not regular as a Lagrangian function. Similar to the case of Riemannian metrics and the problem of minimizing length or energy, this can be circumvented by considering instead the functional

$$\int_{t_0}^{t_N} (F(\gamma(s), \dot{\gamma}(s)))^2 ds. \quad (6)$$

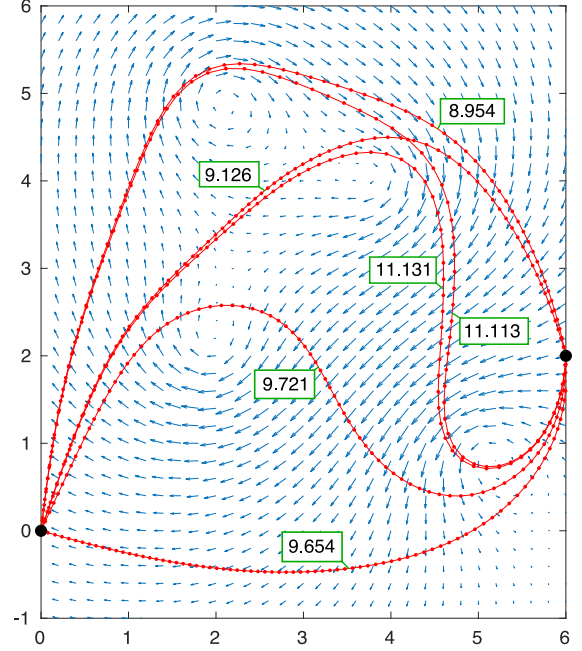


Fig. 2. Several local solutions to the optimal time navigation problem starting from $(0, 0)$ and ending at $(6, 2)$. The time for each trajectory is shown.

Any extremal of this functional will be an extremal of (5), and any extremal of (5) admits an orientation-preserving reparametrization that makes it an extremal of (6) (see Masiello (2009) and references therein).

As a particular case, consider $Q = \mathbb{R}^2$ with the Euclidean metric, where we are to find critical curves $(x, y) = (x(s), y(s))$ for the functional

$$\begin{aligned} \int_{t_0}^{t_N} & \left[\sqrt{\frac{1}{\alpha}(\dot{x}^2 + \dot{y}^2) + \frac{1}{\alpha^2}(W_1(x, y)\dot{x} + W_2(x, y)\dot{y})^2} \right. \\ & \left. - \frac{1}{\alpha}(W_1(x, y)\dot{x} + W_2(x, y)\dot{y}) \right]^2 ds \end{aligned}$$

with $\alpha = 1 - (W_1^2 + W_2^2)$.

Figure 2 shows six local solutions to the navigation problem found using our approach, starting at $(0, 0)$ and ending at $(6, 2)$, for the vector field $W = 1.7 \cdot (-R_{2,2} - R_{4,4} - R_{2,5} + R_{5,1})$, where

$$R_{a,b}(x, y) = \frac{1}{3((x-a)^2 + (y-b)^2) + 1} \begin{bmatrix} -(y-b) \\ x-a \end{bmatrix}.$$

The scale factor 1.7 was chosen so that the maximum value of $|W|$ is almost 1. These solutions were obtained using different piecewise straight lines as initial guesses for the trajectories, having between two and five line segments. In this case, $N = 80$. The total navigation time (5), which is displayed beside each trajectory, is locally optimal. In general, finding a global minimum will require exploring different initial guesses.

As the discrete Lagrangian, we used

$$L_d(q_0, q_1) = \frac{h}{2} \left(F^2 \left(q_0, \frac{q_1 - q_0}{h} \right) + F^2 \left(q_1, \frac{q_1 - q_0}{h} \right) \right).$$

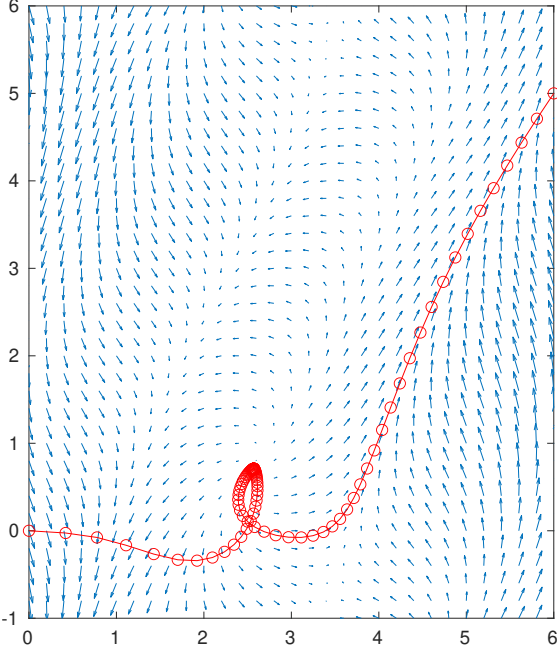


Fig. 3. A minimal fuel trajectory for a fixed total duration $T = 30$, joining $(0, 0)$ to $(6, 5)$, with $N = 200$.

4. FUEL-OPTIMAL NAVIGATION PROBLEM

We also consider a non-equivalent variant of Zermelo's problem. If $T > 0$ is a fixed time, we seek trajectories minimizing the cost function

$$\int_0^T \frac{1}{2} (u_1^2 + u_2^2) dt,$$

which can be interpreted as a measure of fuel expenditure. The system is subject to the control equations

$$\begin{aligned} \dot{x} &= u_1 + W_1(x, y), \\ \dot{y} &= u_2 + W_2(x, y). \end{aligned}$$

The goal is to arrive at a given destination at time T , extremizing fuel expenditure with no a priori bounds on the engine's power. This problem is equivalent to solving the Euler-Lagrange equations for the Lagrangian

$$L(x, y, \dot{x}, \dot{y}) = \frac{1}{2} [(\dot{x} - W_1(x, y))^2 + (\dot{y} - W_2(x, y))^2],$$

with fixed $(x(0), y(0))$ and $(x(T), y(T))$ as boundary conditions.

For our simulations, we considered $W(x, y) = (\cos(2x - y - 6), \frac{2}{3} \sin(y) + x - 3)$. We discretized the Lagrangian as

$$L_d(q_0, q_1) = \frac{h}{2} \left(L \left(q_0, \frac{q_1 - q_0}{h} \right) + L \left(q_1, \frac{q_1 - q_0}{h} \right) \right).$$

Figure 3 shows a trajectory that has a locally optimal fuel expenditure among the discrete curves joining the given points $(0, 0)$ and $(6, 5)$ in time $T = 30$. A straight line was used as the initial guess. Notice that in the first part of its journey, the ship travels to an equilibrium point of W , where it awaits the right moment to continue to its destination, which must be reached at the specified time. We emphasize that in this variant of the problem the total travel time is imposed externally. Other values for T will have optimal trajectories with different fuel expenditure.

For $T < 9$ (approximately) the optimal trajectories do not pass near the equilibrium mentioned above.

5. INTERPOLATION PROBLEMS

In this section we explore the application of our parallel iterative method to the case of a second-order Lagrangian system in the context of interpolation problems. In a biomedical setting, this kind of problem appears when comparing a series of images in longitudinal studies (Crouch and Silva Leite, 1995; Gay-Balmaz et al., 2012a,b). Observe that the extension to higher-order Lagrangians is straightforward. First, consider a second-order Lagrangian $L: T^{(2)}Q \rightarrow \mathbb{R}$ and let $N \in \mathbb{N}$, $[t_0, t_N] \subset \mathbb{R}$. We say that a curve $q: [t_0, t_N] \rightarrow Q$ is **critical** for the action

$$\mathcal{J}[q] := \int_{t_0}^{t_N} L(q(t), \dot{q}(t), \ddot{q}(t)) dt \quad (7)$$

among all curves with given values and first derivatives fixed at the endpoints, i.e.,

$$q(t_0), \dot{q}(t_0), q(t_N), \dot{q}(t_N) \quad (\text{boundary conditions})$$

if and only if q is a solution of the second order Euler-Lagrange equations given by the system of fourth-order differential equations:

$$\frac{d^2}{dt^2} \left(\frac{\partial L}{\partial \ddot{q}} \right) - \frac{d}{dt} \left(\frac{\partial L}{\partial \dot{q}} \right) + \frac{\partial L}{\partial q} = 0 \quad (8)$$

Additionally, we assume that we have $l + 1$ interpolation points or knots $\hat{q}_a \in Q$, $a = 0, \dots, l$, which are reached at times $\hat{t}_a = t_0 + N_a h$, where $h = (t_N - t_0)/N$, $N_a \in \{0, 1, \dots, N\}$, $N_a < N_b$ if $a < b$, with $N_0 = 0$ and $N_l = N$.

In order to discretize this problem, we replace the integral (7) by a sum over times $t_k = t_0 + kh$ for $k = 0, \dots, N$. Following our approach in Colombo et al. (2016), we discretize the action as

$$\mathcal{J}_d := \sum_{k=0}^{N-1} L_d(q_k, v_k, q_{k+1}, v_{k+1}) \quad (9)$$

where $L_d: TQ \times TQ \rightarrow \mathbb{R}$ is a discretization of L . Moreover, the problem is subject to the interpolation constraints

$$q_{N_a} = \hat{q}_a, \quad \text{for all } a = 1, \dots, l-1 \quad (10)$$

and the boundary conditions

$$q_0 = \hat{q}_0, \quad v_0 = \hat{v}_0, \quad \text{and} \quad q_N = \hat{q}_l, \quad v_N = \hat{v}_l. \quad (11)$$

Our parallel integrator works as follows. Take an arbitrary sequence $\{(q_k, v_k)\}$ satisfying the interpolation constraints (10) and the boundary conditions (11). Now construct the sequence $\{(\bar{q}_k, \bar{v}_k)\}$ by solving the parallelized problem

$$\begin{aligned} D_3 L_d(q_{k-1}, v_{k-1}, \bar{q}_k, \bar{v}_k) + D_1 L_d(\bar{q}_k, \bar{v}_k, q_{k+1}, v_{k+1}) &= 0, \\ D_4 L_d(q_{k-1}, v_{k-1}, \bar{q}_k, \bar{v}_k) + D_2 L_d(\bar{q}_k, \bar{v}_k, q_{k+1}, v_{k+1}) &= 0 \end{aligned}$$

if $1 \leq k \leq N-1$ and $k \neq N_a$, $1 \leq a \leq l-1$. At each knot $k = N_a$, $1 \leq a \leq l-1$, take $\bar{q}_{N_a} = q_{N_a}$ and compute \bar{v}_{N_a} by solving the equation

$$\begin{aligned} D_4 L_d(q_{N_a-1}, v_{N_a-1}, \bar{q}_{N_a}, \bar{v}_{N_a}) \\ + D_2 L_d(\bar{q}_{N_a}, \bar{v}_{N_a}, q_{N_a+1}, v_{N_a+1}) &= 0. \end{aligned}$$

Finally, take $(\bar{q}_0, \bar{v}_0) = (q_0, v_0)$, $(\bar{q}_N, \bar{v}_N) = (q_N, v_N)$. Observe that the derived sequence $\{(\bar{q}_k, \bar{v}_k)\}$, $k = 0, \dots, N$ satisfies the interpolation constraints

$$\bar{q}_{N_a} = \hat{q}_a, \quad \text{for all } a = 1, \dots, l-1$$

and the boundary conditions

$$\bar{q}_0 = \hat{q}_0, \quad \bar{v}_0 = \hat{v}_0, \quad \text{and} \quad \bar{q}_N = \hat{q}_1, \quad \bar{v}_N = \hat{v}_1.$$

By iterating this procedure, we approach a trajectory having a locally optimum value of the cost functional (9).

5.1 An application: fuel-optimal control problem with a weight minimizing the total variation in the control variables

As a modification of the application given in Section 4, consider the following optimal control problem. Our aim is still minimizing the fuel expenditure functional while also minimizing the total variation in the control variables. Now the goal is to navigate from a departure point to a destination point passing through given waypoints (knots) at prescribed times, minimizing the cost functional

$$\int_0^T \frac{1}{2} (u_1^2 + u_2^2 + cv_1^2 + cv_2^2) dt$$

subject to the control equations

$$\begin{aligned} \dot{x} &= u_1 + W_1(x, y), & \dot{y} &= u_2 + W_2(x, y), \\ \dot{u}_1 &= v_1, & \dot{u}_2 &= v_2. \end{aligned}$$

Here $c > 0$ is a weight.

The continuous problem is equivalent to solving the fourth-order Euler-Lagrange equations for the second-order Lagrangian

$$\begin{aligned} L(x, y, \dot{x}, \dot{y}, \ddot{x}, \ddot{y}) &= \frac{1}{2} [(\dot{x} - W_1(x, y))^2 + (\dot{y} - W_2(x, y))^2 \\ &+ c(\ddot{x} - D_1 W_1(x(t), y(t))\dot{x} - D_2 W_1(x(t), y(t))\dot{y})^2 \\ &+ c(\ddot{y} - D_1 W_2(x(t), y(t))\dot{x} - D_2 W_2(x(t), y(t))\dot{y})^2] \end{aligned}$$

As boundary conditions, we consider $(q(0), \dot{q}(0))$ and $(q(T), \dot{q}(T))$ fixed. In addition, the system is subject to the interpolation constraints

$$q(\hat{t}_a) = \hat{q}_a, \quad \text{for all } a = 1, \dots, l-1 \quad (12)$$

with $0 < \hat{t}_a < \hat{t}_b < T$ for all $a, b \in \{1, \dots, l-1\}$ and $a < b$.

As a discretization of the cost function we propose, for instance, a 2-stage Lobatto discretization:

$$\begin{aligned} L_d(q_k, v_k, q_{k+1}, v_{k+1}) &= \\ &\frac{h}{2} \left[L \left(q_k, v_k, \frac{2}{h^2} (3(q_{k+1} - q_k) - h(v_{k+1} + 2v_k)) \right) \right. \\ &\left. + L \left(q_{k+1}, v_{k+1}, -\frac{2}{h^2} (3(q_{k+1} - q_k) - h(2v_{k+1} + v_k)) \right) \right] \end{aligned}$$

In Figure 4 we show an optimal trajectory starting at $(0, 0)$ and ending at $(3, 5)$ at $T = 60$, with zero velocity at both endpoints, and passing through the prescribed positions $(1, 3)$ and $(5, 2)$ at times 20 and 40 respectively. The vector field W is the same as in the previous example. We used $c = 50$ and $N = 240$. The initial guess was a cubic spline connecting the four waypoints and having the prescribed velocity at the endpoints. If a shooting strategy was applied, a small change in (q_1, v_1) would produce a very different trajectory.

All of the examples have been computed using the Jacobi-Newton method mentioned in section 2. In this last simulation, a ‘‘damping’’ coefficient $\delta = .05$ was used as follows. If $(\Delta q_k, \Delta v_k)$ is the increment computed by the Jacobi-Newton method at the index k , then the update rule

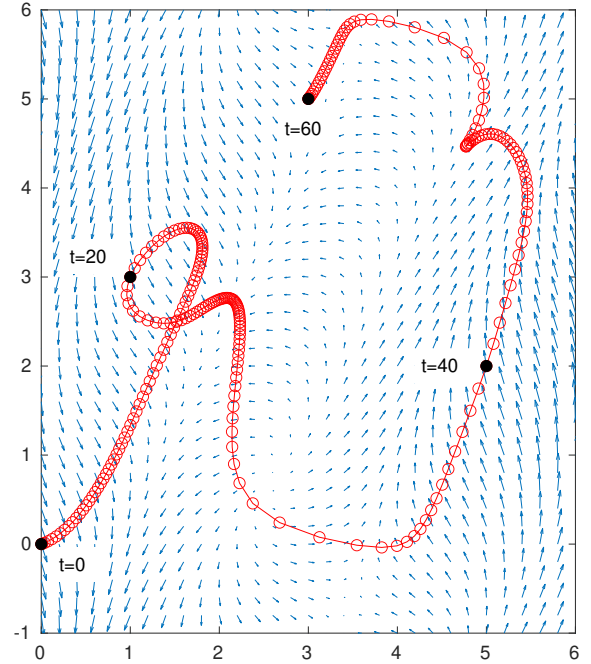


Fig. 4. An optimal trajectory for the second-order problem with interpolation nodes.

applied was $(\bar{q}_k, \bar{v}_k) = (q_k, v_k) + (1 - \delta)(\Delta q_k, \Delta v_k)$. This was used to control an instability of the trajectory that appears around $t = 50$.

6. COMMENTS ON THE IMPLEMENTATION

Prototypes of the algorithms were implemented using MATLAB[®] and the Parallel Computing Toolbox[™] (MathWorks[®] (2019)). The simulations were run on an Intel[®] Core[™] i5-7400 CPU and an NVIDIA GeForce GT 740 GPU. The execution times provided throughout this section are given only for illustration purposes and transparency. However, these are strongly dependent on the implementation, which may have been suboptimal.

For Figures 2 and 3, the stopping criterion was

$$\max_k \|D_2 L_d(q_{k-1}, q_k) + D_1 L_d(q_k, q_{k+1})\| < 10^{-4} h^2.$$

The factor h^2 is included because the left-hand side of this inequality is $O(h)$ for any smooth curve sampled at times kh , regardless of it being a trajectory of the system, and for L_d approximating the exact discrete Lagrangian. Each one of the six trajectories in Figure 2 took between 13 to 16 seconds to compute, and required around 11000 to 13000 iterations; however, a trajectory with a time expenditure equal (within three decimal places) to the optimal time shown in the figure was already obtained in the first 1 or 2 seconds of each simulation. Setting the tolerance to $10^{-10} h^2$ does not decrease the time expenditure within three decimal places.

For Figure 3, after 227000 iterations (about 237 seconds) the trajectory fulfilled the stopping criterion, with a fuel expenditure of 5.597. As before, a solution with the same fuel expenditure within three decimal places one was already obtained after 22000 iterations (23 seconds). This relatively long time was due to the fact that the initial

guess, regularly spaced points along a straight line segment, was not close to the solution.

Finally, the interpolation problem (Figure 4) was significantly slower to converge. The initial guess was a cubic spline sampled with $N = 120$. Although a natural choice, a spline is not a high-quality guess as the actual solution is a quite convoluted curve. After 150000 iterations (around 480 seconds), the trajectory started to look qualitatively like the final solution, with a total fuel expenditure of 134.2. After this occurred, we refined the trajectory by taking $N = 240$ and halving the time step. Letting the simulation run for 5000 more seconds, we obtained a slightly better trajectory, with fuel expenditure 133.4.

7. CONCLUSIONS AND FUTURE WORK

In this paper we have shown that discrete variational methods combined with a parallel iterative approach are well-suited for boundary value problems, where techniques such as the shooting method would fail. This has been tested in three examples related with navigation problems: the classical minimum-time Zermelo’s navigation problem, a fuel-optimal navigation problem consisting in arriving to the destination at a fixed time and, finally, an interpolation problem for a fuel-optimal control problem with a weight minimizing the total variation in the control variables. The numerical simulations give us trajectories which locally minimize the corresponding cost (time, fuel expenditure, etc).

In Ferraro et al. (2021) we prove rigorous conditions for the convergence of Equations (3) and (4) and also of the corresponding extensions to second-order Lagrangians. In that paper we will also show that time-dependent water currents can be added to the proposed navigation problems. In a forthcoming paper we will describe how to adapt our parallel iterative method for the case of invariant first and second order Lagrangian systems where the configuration space is a Lie group.

Problems involving sharp univariate constraints such as state space or control space exclusion zones have not yet been studied using this approach. Nevertheless, we believe that such problems may be handled by means of penalty potentials. Moreover, the iterative procedure of increasing the penalty to approximate sharp boundaries could be coupled with the iteration of our algorithm. We intend to address this in a forthcoming paper.

REFERENCES

- Abraham, R., Marsden, J.E., and Ratiu, T. (1988). *Manifolds, tensor analysis, and applications*, volume 75 of *Applied Mathematical Sciences*. Springer-Verlag, New York, second edition.
- Axelsson, O. (1994). *Iterative solution methods*. Cambridge University Press, Cambridge.
- Bao, D., Robles, C., and Shen, Z. (2004). Zermelo navigation on Riemannian manifolds. *J. Differential Geom.*, 66(3), 377–435.
- Colombo, L., Ferraro, S., and Martín de Diego, D. (2016). Geometric integrators for higher-order variational systems and their application to optimal control. *J. Nonlinear Sci.*, 26(6), 1615–1650.
- Crouch, P. and Silva Leite, F. (1995). The dynamic interpolation problem: on Riemannian manifolds, Lie groups, and symmetric spaces. *J. Dynam. Control Systems*, 1(2), 177–202.
- Ferraro, S., Martín de Diego, D., and Sato Martín de Almagro, R.T. (2021). A parallel iterative method for variational integration. *Work in progress*.
- Gay-Balmaz, F., Holm, D.D., Meier, D.M., Ratiu, T.S., and Vialard, F.X. (2012a). Invariant higher-order variational problems. *Comm. Math. Phys.*, 309(2), 413–458.
- Gay-Balmaz, F., Holm, D.D., Meier, D.M., Ratiu, T.S., and Vialard, F.X. (2012b). Invariant higher-order variational problems II. *J. Nonlinear Sci.*, 22(4), 553–597.
- Javaloyes, M.A. and Sánchez, M. (2017). Wind Riemannian spaceforms and Randers-Kropina metrics of constant flag curvature. *Eur. J. Math.*, 3(4), 1225–1244.
- Kopacz, P. (2019). On generalization of Zermelo navigation problem on Riemannian manifolds. *Int. J. Geom. Methods Mod. Phys.*, 16(4), 1950058, 19.
- Marsden, J.E. and West, M. (2001). Discrete mechanics and variational integrators. *Acta Numer.*, 10, 357–514.
- Masiello, A. (2009). An alternative variational principle for geodesics of a Randers metric. *Adv. Nonlinear Stud.*, 9(4), 783–801.
- MathWorks® (2019). *MATLAB® and Parallel Computing Toolbox™*. Natick, Massachusetts, United States.
- Vrahatis, M.N., Magoulas, G.D., and Plagianakos, V.P. (2003). From linear to nonlinear iterative methods. *Appl. Numer. Math.*, 45(1), 59–77. 5th IMACS Conference on Iterative Methods in Scientific Computing (Heraklion, 2001).
- Zermelo, E. (1931). Über das Navigationsproblem bei ruhender oder veränderlicher Windverteilung. *Z. Angew. Math. Mech.*, 11, 114–124.