

Link Scheduling using Graph Neural Networks

Zhongyuan Zhao, Gunjan Verma, Chirag Rao, Ananthram Swami, and Santiago Segarra

Abstract—Efficient scheduling of transmissions is a key problem in wireless networks. The main challenge stems from the fact that optimal link scheduling involves solving a maximum weighted independent set (MWIS) problem, which is known to be NP-hard. In practical schedulers, centralized and distributed greedy heuristics are commonly used to approximately solve the MWIS problem. However, these greedy heuristics mostly ignore important topological information of the wireless network. To overcome this limitation, we propose fast heuristics based on graph convolutional networks (GCNs) that can be implemented in centralized and distributed manners. Our centralized heuristic is based on tree search guided by a GCN and 1-step rollout. In our distributed MWIS solver, a GCN generates topology-aware node embeddings that are combined with per-link utilities before invoking a distributed greedy solver. Moreover, a novel reinforcement learning scheme is developed to train the GCN in a non-differentiable pipeline. Test results on medium-sized wireless networks show that our centralized heuristic can reach a near-optimal solution quickly, and our distributed heuristic based on a shallow GCN can reduce by nearly half the suboptimality gap of the distributed greedy solver with minimal increase in complexity. The proposed schedulers also exhibit good generalizability across graph and weight distributions.

Index Terms—Maximum weighted independent set, graph convolutional networks, wireless network, scheduling, reinforcement learning.

I. INTRODUCTION

A fundamental problem in managing wireless networks is to efficiently schedule transmissions. In general, the scheduling problem involves determining which links should transmit and when they should transmit, along with other relevant parameters such as transmit power, modulation, and coding schemes [2]–[4]. In this paper, we focus on link scheduling in wireless networks with time-slotted orthogonal multiple access, in which a time slot comprises a scheduling phase followed by a transmission phase [5], [6]. This problem is associated with many real-world applications of both ad-hoc and infrastructure-based wireless networks, e.g., battlefield communications, vehicular/flying ad-hoc networks, wireless sensor networks [7], [8], device-to-device (D2D) communications [9], cloud-radio access networks (CRAN) [10], wireless backhaul networks [5], [11], multi-hop relay networks for mmWave and THz bands communications [12], [13], and

internet of things [14], [15]. Compared to contention-based multiple access, e.g. CSMA-CA, scheduled multiple access is often preferred due to its increased spectrum utilization efficiency [16]. This benefit, however, comes with the associated challenge that optimal scheduling involves solving a maximum weighted independent set (MWIS) problem [1]–[6], [10], [17]–[22], which is NP-hard [22], [23]. The idea of scheduling links by selecting the MWIS of the conflict graph of a network was first established in [2], and has been developed since then [3]–[6], [10], [17]–[22]. Such link scheduling schemes involve two major tasks: 1) A per-link utility function to compute the weights associated with activating each link, and 2) An efficient (possibly distributed) *MaxWeight* [2], [18] scheduler as an approximate solver for the associated MWIS problem.

In terms of the per-link utility design, queue length [2], [3], [17], link rate [10], their product [18] and ratio [6], and the age of information [24] have been used in the past, along with some more theoretically-grounded variations [4]. Moreover, routing decisions can be involved in the per-link utility. In backpressure routing [2], [25], the per-link utility for scheduling is the queue length of a flow decided by a routing algorithm for throughput-optimal routing [2] or a virtual queue length for delay-optimal routing [25]. Utility functions can promote not only traffic metrics, but also fairness across the network [26]. Besides analytical functions, the per-link utilities can also be generated by a reinforcement learning (RL) agent with a continuous action space [11], where the transition of network state is modeled as a Markov decision process.

For *MaxWeight* scheduling, a good MWIS solver is defined by high quality and low complexity, and should be agnostic to the choice of the per-link utility function. The quality of a solution is measured by its approximation ratio (AR) to the optimal solution. Further, low communication and computational complexity can reduce scheduling overhead. Many heuristics have been developed for lower complexity and/or better performance [3], [6], [10], [17]–[21], [27]. Centralized MWIS solvers, with limited scalability but high AR provided by the global information of the network, can be used as schedulers for infrastructure-based networks [5], [9]–[11], and for theoretical exploration of network capacity [4]. On the other hand, distributed MWIS solvers are preferred for practical scheduling in wireless ad-hoc networks since they can reduce the computational overhead through parallelism, and eliminate the need for relaying packets over the network by limiting communications to local neighborhoods. Moreover, distributed scheduling increases network robustness against a single point of failure at the fusion center. Without global information, distributed MWIS solvers seek to achieve reasonable performance efficiently, e.g., with linear [6], [10], [19], [20], logarithmic [3], [17], [18], or constant [17], [21], [27] local communication complexity (referred to as *local complex-*

Z. Zhao and S. Segarra are with the Department of Electrical and Computer Engineering, Rice University, USA. e-mails: {zhongyuan.zhao, segarra}@rice.edu

G. Verma, C. Rao, and A. Swami are with the US Army's DEVCOM Army Research Laboratory, USA. e-mails: {gunjan.verma.civ, chirag.r.rao.civ, ananthram.swami.civ}@army.mil.

Research was sponsored by the Army Research Office and was accomplished under Cooperative Agreement Number W911NF-19-2-0269. The views and conclusions contained in this document are those of the authors and should not be interpreted as representing the official policies, either expressed or implied, of the Army Research Office or the U.S. Government. The U.S. Government is authorized to reproduce and distribute reprints for Government purposes notwithstanding any copyright notation herein.

Preliminary results were presented in [1].

ity), which is defined as the required rounds of information exchange in the neighborhood (referred to as *local exchange*). As the common choice of practical scheduling schemes, the category of distributed greedy heuristics [3], [17], [18] seeks to mimic an iterative process of adding the link with the largest utility to the partial solution and removing other links that might interfere with it.

Motivated by the success of machine learning in other fields, data-driven learning-based solutions for resource allocation problems in wireless networks have been proposed over the last few years [28]–[34]. A common practice in most of these approaches is to parameterize a function of interest using multi-layer perceptrons (MLP) or convolutional neural networks (CNNs), which are not well-suited for problems in wireless communications since they do not exploit the underlying topology. This has led to several approaches that tried to adjust CNNs to the wireless setting [28], [35]–[37]. Here, we adopt an alternative direction [33], [38], in which graph neural networks (GNNs) [39]–[42] are used to incorporate the topology of the wireless network into the learning algorithm.

Our approach is also in line with the recent trend of using deep learning to find approximate solutions to combinatorial problems on graphs [43], [44]. More precisely, we propose a fast centralized MWIS solver and a low-complexity distributed solver based on graph convolutional networks (GCNs) [45]–[47]. Our *centralized* MWIS solver adopts a 1-step rollout search in the GCN-guided tree search [44] to ensure that the first leaf reached is of high quality, thus reducing the complexity by several orders of magnitude. Meanwhile, our *distributed* MWIS solver has a novel modular structure where a GCN-based node embedding module is followed by a distributed greedy heuristic, thus exploiting the efficiency of the latter while raising graph-awareness through the use of the GCN. Moreover, the GCN can be trained in a computationally efficient manner – i.e., without the need to exactly solve any MWIS problem – and, although the training must be centralized, the execution is fully distributed.

Contributions: We develop efficient approximate MWIS solvers suitable for link scheduling in wireless networks. Specifically: 1) We propose the first GCN-based distributed MWIS solver for link scheduling by combining the topology-awareness of GCNs and the efficiency of distributed greedy solvers; 2) We propose fast centralized MWIS solvers based on a GCN-guided tree search that can achieve near optimal performance on medium-sized graphs with hundreds of nodes; 3) We develop a customized scheme of graph-based deterministic policy gradient to train the GCNs embedded in a non-differentiable downstream pipeline with the help of efficient heuristics. Our reinforcement learning scheme has better performance and computational efficiency than alternative supervised learning schemes, and complements the existing approaches of zeroth-order optimization [48] and surrogate gradient [49] for training pipelines with black-box/combinatorial module; and 4) Through numerical experiments, we demonstrate the superior performance of the proposed method in single and multi-channel scheduling as well as its generalizability over different graph types and weight distributions.

Paper outline: The rest of this paper is organized as follows. Related work is reviewed in Section II. The system model and the formulation of the scheduling problem are introduced in Section III. The proposed GCN-based *centralized* MWIS solver is described in Section IV, followed by our GCN-based *distributed* MWIS solver in Section V. Our reinforcement learning scheme is introduced in Section VI. In Section VII, numerical experiments illustrate the performance of our proposed solutions in comparison with current state-of-the-art methods. Section VIII wraps up the paper with a short conclusion and a discussion on future directions.

Notation: Upright bold lower-case (upper-case) symbols are used to denote column vectors, e.g., \mathbf{x} (matrices, e.g., \mathbf{X}). x_i denotes the i th element of vector \mathbf{x} , and $\mathbf{X}_{i,j}$ denotes the element at row i and column j of matrix \mathbf{X} . Calligraphic upper-case symbols (e.g., \mathcal{V}) are used to denote sets, whereas the corresponding bold lower-case symbols (e.g., \mathbf{v}) represent subsets. A graph \mathcal{G} is defined by a set \mathcal{V} of vertices and a set \mathcal{E} of edges, where $V = |\mathcal{V}|$ by convention, and $(i, j) \in \mathcal{E}$ indicates that there exists an (undirected) edge between vertices i and j . The set of neighbors of a vertex v (vertex set \mathbf{v}) on graph \mathcal{G} is denoted by $\mathcal{N}_{\mathcal{G}}(v)$ ($\mathcal{N}_{\mathcal{G}}(\mathbf{v})$). To avoid confusion, we refer to a node in a wireless network as *user*, a node in a conflict graph as *vertex*, and a node in other graphs, such as a search tree, as *node*. $(\cdot)^T$ and \odot denote transpose and the element-wise product, respectively.

II. RELATED WORK

The MWIS problem has been studied for decades. Centralized solvers based on exact, heuristic, and hybrid algorithms have been developed [50]–[55]. To find the exact solution, the MWIS problem can be formulated following integer programming, maximum satisfiability, or graph coloring approaches, and solved via mixed integer programming solvers [56] based on branch-and-bound schemes [50]–[52]. For general graphs, exact solvers only work on medium-sized graphs of up to hundreds of vertices, since the MWIS problem is NP-hard. For real-world graphs, however, their structural properties can be utilized to improve the efficiency of exact solvers [5], [55]. For networks with a tree topology, the MWIS problem can be solved efficiently [5]. Moreover, a full suite of rule-based graph reduction techniques has been developed to exploit the hierarchical structure of large real-world graphs [55], which can drastically reduce the effective size of graphs being processed in iterative frameworks and allow the exact solvers to work for some real-world graphs of up to millions of vertices. For medium to large-sized graphs that are unsolvable by the exact solvers, heuristics based on local search can often obtain approximate solutions with high quality [57]–[60]. In addition, quantum approximate optimization combining quantum and classical computing has been recently proposed for heuristic solvers [27], [61]. Nonetheless, the aforementioned centralized MWIS solvers are not suitable for link scheduling due to complexity [5], since centralized link scheduling generally requires solving the MWIS problem on small graphs within milliseconds. Our centralized MWIS solver is specifically designed to work on general graphs at low complexity in terms of time and communication.

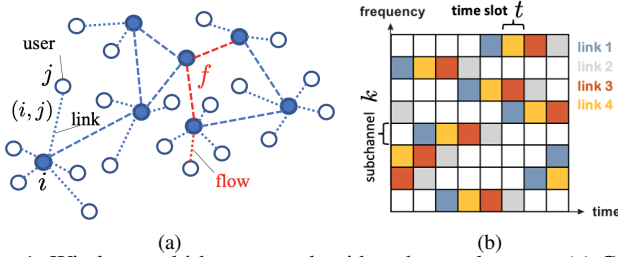


Fig. 1: Wireless multi-hop network with orthogonal access. (a) Connectivity graph of the network. (b) Example of orthogonal access in an FDMA system, where the spectrum is divided into sub-channels, time is divided into time slots, and each spectral-temporal slot can be accessed by at most one link in a set of potentially interfering links.

For practical scheduling in wireless ad-hoc networks, distributed MWIS solvers with low communication and computational complexity are usually preferred. Distributed MWIS solvers [6], [10], [19]–[21], [27], [62] construct a solution through an iterative procedure of a round of local exchanges between a vertex and its neighbors, followed by a phase of processing on each vertex. Thus, it is best to describe the complexity of distributed MWIS solvers with *local (communication) complexity*, defined as the number of rounds of local exchanges between each vertex and its neighbors. In [6], [10], [19], a solution is obtained in 2 steps, each with a linear local complexity of $\mathcal{O}(V)$: first, solve the linear relaxation of the integer programming formulation of the MWIS problem with clique constraints, then the solution of step 1 is used as initial weights to estimate the solution in a distributed manner. In [20], a solution is constructed through $\mathcal{O}(V)$ iterations of combining feasible local solutions at each vertex and exchanging the results with its neighbors. Compared with distributed solvers with linear local complexity $\mathcal{O}(V)$ [6], [10], [19], [20], Ising-formulated MWIS solvers [21], [27], [62] require a fixed number of rounds (e.g. tens to hundreds) of local exchanges to emulate the cooling process of atoms with magnetic spin. The distributed greedy solvers [17], [18] have an average local complexity of $\mathcal{O}(\log V)$, and the worst-case local complexity of $\mathcal{O}(V)$ on certain graphs. In particular, the local greedy solver (LGS) [17] selects vertices with the largest weights among their neighbors with a built-in tie resolution mechanism, and then excludes the neighbors of the selected vertices. Randomization is introduced in [18] to improve the complexity of LGS, which is deterministic; a vertex is selected if its weight exceeds a prescribed fraction of the maximal weight of its neighbors. Our distributed MWIS solver departs from existing work by incorporating topological information in the solution through a trainable node embedding procedure.

GNNs have been recently proposed to approximate the solution to combinatorial problems [43], [63] including the maximal (unweighted) independent set (MIS) problem [44], the Boolean satisfiability problem [64], the traveling salesman problem [65], and maximum constraint satisfaction problems [66]. Similar to these works, our proposed approaches are also based on GNNs. Our centralized solver follows the methodology in [44] with additional modifications to account for the weights associated with the vertices, and improves search efficiency through 1-step look-ahead rollout search guided by a fast heuristic. Moreover, the aforementioned works

[43], [44], [63]–[65] propose centralized solutions whereas, to the best of our knowledge, we provide the first fully distributed GCN-based solution to the MWIS problem. Our customized RL scheme also complements the existing zeroth-order optimization [48] and surrogate gradient [49] approaches for learning over blackbox module on the MWIS problem. Although recent work [67] questions the contribution of GNN to the tree-search in [44], our training approach does empower GNN to make meaningful contributions to our centralized and distributed solvers.

III. SYSTEM MODEL AND PROBLEM STATEMENT

A. System Model

Consider a wireless multi-hop network as illustrated in Fig. 1(a), where the existence of link (i, j) implies that user i and user j can communicate with each other. Since we will ultimately focus on a conflict graph whose vertices represent links in the wireless network, we denote an arbitrary link (i, j) as v . A flow f describes the stream of packets from a source user to a destination user. A flow may pass through multiple links determined by a routing scheme. For each link, there is a queuing system q for packets of all the flows.

The wireless network adopts a multiple access scheme that divides the spectrum resource into a set of orthogonal sub-channels, $\mathcal{K} = \{1, \dots, K\}$, and time slots. The wireless channel is assumed to be stationary and ergodic network wide, and invariant within a time slot, i.e., the coherence time of the channel is assumed to exceed the duration of a time slot. In Fig. 1(b), an example of a frequency division multiple access (FDMA) system is illustrated.¹ The channel state information of link v on sub-channel k at time slot t is denoted by $h_k^{(t)}(v)$. We assume an orthogonal access scheme where each slot of the spectral-temporal grid in Fig. 1(b) can only be accessed by one link out of a set of potentially interfering links.

There are two formulations of interference constraints in the literature: physical distance model and hop distance model [23]. In this work, the interference in the system is considered to follow a physical distance model. For example, two links interfere with each other if their incident users are within a certain distance such that their simultaneous transmission will cause the outage probability to exceed a certain level. Depending on the air-interface technology and antenna systems, the interference zone of a link can be different from its connectivity zone. A link is assumed to be able to learn its interfering neighbors by monitoring the channel and/or beacon signals. Moreover, mutually interfering links are assumed to be able to exchange control messages, e.g., with low-rate modulation and coding schemes. Notice that, in principle, the interference zone of a link would depend on the transmit power of the corresponding user and hence possibly vary with time. To simplify the analysis and avoid this dependence, we consider the scenario in which all the users transmit at power levels that do not vary with time. In general, our approaches work on any conflict graph, no matter how it is constructed.

¹Alternatively, in code division multiple access (CDMA) systems, channels are implemented by orthogonal codes.

B. Single-Radio Single-Channel Scheduling

We first consider a wireless network with only one sub-channel, in which each user is equipped with one half-duplex radio interface. The interference relationship between links of the wireless multi-hop network is described by a *conflict graph* \mathcal{G} , where a vertex in the conflict graph represents a link in the wireless network and the presence of an edge in \mathcal{G} encodes the fact that the corresponding links interfere with each other. In the rest of this paper, we focus on the conflict graph \mathcal{G} which we assume to be known; see, e.g., [68] for its estimation. Recall that an independent (vertex) set (IS) in a graph is a set of vertices such that there are no edges between any two vertices in the set. From the definition of \mathcal{G} , only wireless links that form an IS in \mathcal{G} can communicate simultaneously in time and frequency under the constraint of orthogonal access.

The state of the system at time slot t can be described by the tuple $(\mathcal{G}^{(t)}, \mathbf{q}^{(t)}, \mathbf{f}^{(t)}, \mathbf{h}^{(t)})$ consisting of the conflict graph $\mathcal{G}^{(t)}$, queue lengths $\mathbf{q}^{(t)}$, flows $\mathbf{f}^{(t)}$, and channel states $\mathbf{h}^{(t)}$. Since the scheduling is conducted at each time slot t , for notational simplicity we omit the superscript t , denoting the system state as $(\mathcal{G}, \mathbf{q}, \mathbf{f}, \mathbf{h})$. In this setting, the task of optimal link scheduling can be described as selecting a set of non-interfering links, $\mathbf{v} \subseteq \mathcal{V}$, to transmit in order to maximize some utility $u(\mathbf{v}) = f(\mathbf{v}; \mathcal{G}, \mathbf{q}, \mathbf{f}, \mathbf{h})$ that is parameterized by the current state of the system. As is customary [4], we model here the utility of the set of links \mathbf{v} (or the set of vertices in the conflict graph) as the sum of utilities associated with each link, i.e., $u(\mathbf{v}) = \sum_{v \in \mathbf{v}} u(v)$, leading to the following formal problem statement.

Problem 1. Consider a conflict graph $\mathcal{G}(\mathcal{V}, \mathcal{E})$, where \mathcal{V} and \mathcal{E} describe all the links and their conflict relationships in the wireless network, respectively, and a utility function $u : \mathcal{V} \rightarrow \mathbb{R}_+$. The optimal scheduling is given by selecting a subset of vertices $\mathbf{v}^* \subseteq \mathcal{V}$ such that

$$\mathbf{v}^* = \operatorname{argmax}_{\mathbf{v} \subseteq \mathcal{V}} \sum_{v \in \mathbf{v}} u(v) \quad (1a)$$

$$\text{s.t. } (v_i, v_j) \notin \mathcal{E}, \forall v_i, v_j \in \mathbf{v}. \quad (1b)$$

With the statement of Problem 1, the optimal scheduling at each temporal slot is transformed to an MWIS problem in the corresponding conflict graph. Indeed, we want to choose non-neighboring vertices in the conflict graph (i.e., non-interfering links in the wireless network) such that the total utility is maximized. As discussed in Section I and formally introduced here, this utility u is a function of the current state of the network with many existing variants [3], [4], [6], [10], [17], [18]. The *MaxWeight* scheduler described by Problem 1 is agnostic to the specific choice of this utility function.

C. Multi-Channel Scheduling

There are two ways to extend the *MaxWeight* scheduler defined in Problem 1 to networks with a set of orthogonal sub-channels \mathcal{K} : 1) Sequentially solve a set of single-channel scheduling tasks with state $(\mathcal{G}^k, \mathbf{q}^k, \mathbf{f}, \mathbf{h}^k)$ for each sub-channel $k \in \mathcal{K}$, where the queue lengths \mathbf{q}^k for sub-channel k depend on the schedules on sub-channels $\{1, \dots, k-1\}$. The

Algorithm 1 Local greedy solver $\hat{\mathbf{v}}_{\text{Gr}} = g_d(\mathcal{G}, \mathbf{u})$ [17]

Input: \mathcal{G}, \mathbf{u}
Output: $\hat{\mathbf{v}}_{\text{Gr}}$

- 1: $\hat{\mathbf{v}}_{\text{Gr}} \leftarrow \emptyset; \mathcal{G}'(\mathcal{V}', \mathcal{E}') \leftarrow \mathcal{G}(\mathcal{V}, \mathcal{E}); \mathbf{m} = \mathbf{0}$
- 2: **while** $\mathcal{G}' \neq \emptyset$ **do**
- 3: **for all** $v \in \mathcal{V}'$ **do**
- 4: v exchanges $u(v)$ with its neighbors $\forall v_i \in \mathcal{N}_{\mathcal{G}'}(v)$
- 5: **if** $u(v) > \max_{v_i \in \mathcal{N}_{\mathcal{G}'}(v)} u(v_i)$ **then**
- 6: $m(v) \leftarrow +1$; v broadcasts a control message
- 7: $m(v_i) \leftarrow -1, \forall v_i \in \mathcal{N}_{\mathcal{G}'}(v)$
- 8: **end if**
- 9: **end for**
- 10: $\hat{\mathbf{v}}_{\text{Gr}} \leftarrow \{v | v \in \mathcal{V}', m(v) = 1\}$
- 11: $\mathcal{V}' \leftarrow \{v | v \in \mathcal{V}', m(v) = 0\}$, update \mathcal{G}' with new \mathcal{V}'
- 12: **end while**

complexity and scheduling overhead of this approach grows linearly with the number of channels K . 2) Solve the MWIS problem on a single multi-channel conflict graph, for which detailed construction methods can be found in [69], [70]. The multi-channel conflict graph is K times larger than the single-channel conflict graph. With a heuristic solver of logarithmic complexity, the second approach can reduce the complexity from $\mathcal{O}(K \log V)$ to $\mathcal{O}(\log KV)$ at the cost of poorer relative performance on larger graphs as illustrated in Section VII-B. In this paper, we focus on single-channel scheduling while numerically evaluating the second approach for multi-channel scheduling.

D. Greedy Heuristics

A centralized greedy solver (CGS), denoted as $\hat{\mathbf{v}}_{\text{Gr}} = g_c(\mathcal{G}, \mathbf{u})$, estimates $\hat{\mathbf{v}}_{\text{Gr}}$ that approximates the solution to (1) in an iterative fashion by first adding to $\hat{\mathbf{v}}_{\text{Gr}}$ the vertex with the largest utility, deleting its neighbors as potential candidates, and repeating this procedure until all vertices are either added to $\hat{\mathbf{v}}_{\text{Gr}}$ or deleted, as detailed in Algorithm 1 in [71].

The distributed implementation of CGS is denominated as local greedy solver (LGS) [17], denoted as $\hat{\mathbf{v}}_{\text{Gr}} = g_d(\mathcal{G}, \mathbf{u})$. As detailed in Algorithm 1, if a vertex v has the largest weight in the neighborhood (line 5), it is marked as $+1$ (line 6) and added to the solution set $\hat{\mathbf{v}}_{\text{Gr}}$ (line 10), then v broadcasts a control message to its neighbors, who then mark themselves as -1 (line 7). Next, the unmarked vertices form the residual graph \mathcal{G}' (line 12). In practice, the LGS has a built-in tie-breaking mechanism based on an initial assignment of identification numbers to each vertex in the conflict graph that does not require additional information exchanges in the case of a tie (in line 5). Notice that these local exchanges are between vertices in the conflict graph. By construction, $\hat{\mathbf{v}}_{\text{Gr}}$ is guaranteed to follow the IS constraint in (1b) but the suboptimality gap $u(\mathbf{v}^*) - u(\hat{\mathbf{v}}_{\text{Gr}})$ might be large since CGS and LGS do not fully consider the topology of \mathcal{G} .

Both CGS and LGS have a linear computational complexity $\mathcal{O}(V)$. However, as distributed MWIS solvers are parallel by nature, we focus on their local complexity. The LGS has a logarithmic average local complexity $\mathcal{O}(\log V)$ on random

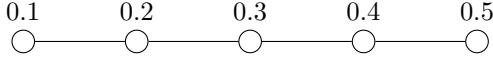


Fig. 2: An example path graph with 5 vertices of increasing weights on which LGS requires 5 iterations to complete as the worst case.

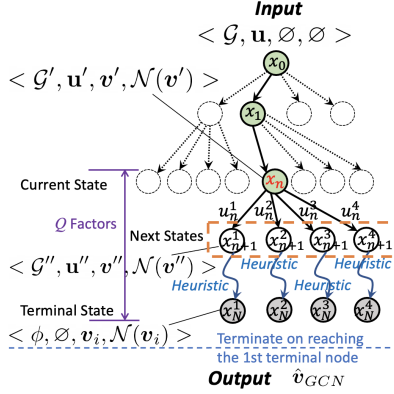


Fig. 3: Exemplary search tree for the GCN-based centralized MWIS solver, where the green nodes illustrate the traversal path of 1-step rollout search that can quickly reach a good terminal node.

graphs and a linear worst-case complexity $\mathcal{O}(V)$ on path graphs with increasing vertex weights along the path as illustrated in Fig. 2 [17].

IV. GRAPH CONVOLUTIONAL NETWORK-GUIDED TREE SEARCH

Our centralized MWIS solvers are based on a unified algorithmic framework of GCN-guided tree search, inspired by the methodology for the unweighted MIS problem from [44]. Our solvers estimate an approximate solution \hat{v}_{GCN} by iteratively adding one vertex at a time under the guidance of a GCN without violating the constraint of independent set in (1b). In the rest of this section, we first describe our GCN-guided rollout search, with a focus on the algorithmic framework, then briefly introduce two additional reference solvers following the similar framework, while leaving their details in [71].

A. Algorithmic Framework

Our methodology consists of defining a search tree of candidate solutions and then traversing it iteratively with multiple strategies. The possible state transitions of each iteration form a search tree, as illustrated in Fig 3, which we explain in more detail in this section. The solver finds an approximate solution by traversing from the root of the search tree to a terminal node. A node in the search tree is described by the tuple $\langle \mathcal{G}', \mathbf{u}', \mathbf{v}', \mathcal{N}_{\mathcal{G}'}(\mathbf{v}') \rangle$ representing an intermediate search state, where \mathcal{G}' is the residual graph, \mathbf{u}' is the corresponding residual utility vector collecting the utilities $u(v)$ for all $v \in \mathcal{G}'$, \mathbf{v}' is the partial solution for \mathcal{G} , and $\mathcal{N}_{\mathcal{G}'}(\mathbf{v}')$ is the set of all the vertices adjacent to some vertex in the partial solution. The root node of the search tree $\langle \mathcal{G}, \mathbf{u}, \emptyset, \emptyset \rangle$, as the initial state, is generated from the input conflict graph \mathcal{G} and corresponding utility vector \mathbf{u} . At a terminal node, the residual graph is empty $\mathcal{G}' = \phi$ and

Algorithm 2 GCN-guided Centralized Rollout Search

Input: \mathcal{G}, \mathbf{u}
Output: \hat{v}_{GCN}

- 1: Initialize search queue $\mathcal{Q} \leftarrow \{ \langle \mathcal{G}, \mathbf{u}, \emptyset, \emptyset \rangle \}$
- 2: **while** $\mathcal{Q} = \emptyset$ **do**
- 3: $x_n = \langle \mathcal{G}', \mathbf{u}', \mathbf{v}', \mathcal{N}_{\mathcal{G}'}(\mathbf{v}') \rangle = \text{Pop}(\mathcal{Q})$ /* S.1 */
- 4: $\mathbf{z}' = \Psi_{\mathcal{G}'}(\mathbf{u}'; \Xi)$ /* S.2: node embedding */
- 5: $\mathbf{w}' = \mathbf{z}' \odot \mathbf{u}'$ /* S.3: topology-aware utility */
- 6: $\tilde{\mathbf{v}}' = \text{ArgSortDescending}(\mathbf{w}')$ /* S.4: argsort */
- 7: **for all** $b \in \{1, \dots, B\}$ **do**
- 8: $v_b = \tilde{v}'_b$ /* S.5: branching */
- 9: $\mathcal{G}''_b = \mathcal{G}' \setminus (v_b \cup \mathcal{N}_{\mathcal{G}'}(v_b))$, $\mathbf{v}''_b = \mathbf{v}' \cup \{v_b\}$
- 10: $\mathbf{u}''_b = [u(v) | v \in \mathcal{G}''_b]$
- 11: $x_{n+1}^b = \langle \mathcal{G}''_b, \mathbf{u}''_b, \mathbf{v}''_b, \mathcal{N}_{\mathcal{G}''_b}(\mathbf{v}''_b) \rangle$
- 12: $Q(x_{n+1}^b) = u(v_b) + f_h(x_{n+1}^b)$ /* S.6: rollout */
- 13: **end for**
- 14: $\langle \mathcal{G}'', \mathbf{u}'', \mathbf{v}'', \mathcal{N}_{\mathcal{G}''}(\mathbf{v}'') \rangle = \underset{x \in \{x_{n+1}^b | b \in [1, \dots, B]\}}{\text{argmax}} Q(x)$
- 15: **if** $\mathcal{G}'' \neq \phi$ **then**
- 16: $\mathcal{Q} \leftarrow \mathcal{Q} \cup \{ \langle \mathcal{G}'', \mathbf{u}'', \mathbf{v}'', \mathcal{N}_{\mathcal{G}''}(\mathbf{v}'') \rangle \}$ /* S.7 */
- 17: **else**
- 18: $\hat{v}_{GCN} \leftarrow \mathbf{v}''$
- 19: **end if**
- 20: **end while**

\mathbf{v}' is a feasible approximate solution to Problem 1. Each non-terminal node has B children nodes, where B is the branching factor of the search tree as further discussed in Sections IV-B and IV-D. Next, we explain the iterative traversal of the search tree through the exemplary rollout strategy in Section IV-B.

B. GCN-guided Centralized Rollout Search

In order to reach a good solution, the branching factor B should be configured to create a large search tree with a large search space. In the approach outlined so far, it may take a long time for the solver to find a good terminal node in a large search space. To reach a good terminal node quickly, we introduce GCN-guided centralized rollout search (GCN-CRS), which employs 1-step rollout search [72] to further guide the tree search, as illustrated in Fig. 3 and Algorithm 2.

Algorithm 2 is explained as follows. On initialization (line 1), the root node is pushed into the search queue \mathcal{Q} . In each iteration, the solver, in 7 steps, expands a (non-terminal) node randomly popped from the search queue, and proceeds to one of its children. In step 1, a non-terminal node $\langle \mathcal{G}', \mathbf{u}', \mathbf{v}', \mathcal{N}_{\mathcal{G}'}(\mathbf{v}') \rangle$ is randomly popped from the search queue. In step 2, based on the inputs of residual graph \mathcal{G}' and residual utility vector $\mathbf{u}' = [u(v) | v \in \mathcal{G}']$, the GCN generates the node embedding vector $\mathbf{z}' = [z'(v) | v \in \mathcal{V}] \in \mathbb{R}^{V'}$, which contains the topology-aware scaling factors of all vertices in \mathcal{G}' , as $\mathbf{z}' = \Psi_{\mathcal{G}'}(\mathbf{u}'; \Xi)$, and $\Psi_{\mathcal{G}'}$ is an L -layered GCN defined on the graph \mathcal{G}' (as detailed in Section IV-C), $\mathbf{u}' = [u(v) | v \in \mathcal{G}']$ is the residual utility vector, and Ξ represents the collection of trainable parameters of the GCN. In step 3 (line 5), a prediction vector is created through the element-wise product $\mathbf{w}' = \mathbf{z}' \odot \mathbf{u}'$, where an element $\mathbf{w}'_v = w'(v)$ represents

the topology-aware utility of vertex v . In step 4 (line 6), the prediction vector \mathbf{w}' is sorted in descending order into $\tilde{\mathbf{w}}'$, and vector $\tilde{\mathbf{v}}'$ collects the vertices corresponding to $\tilde{\mathbf{w}}'$. In step 5 (lines 7-11), the node x_n (current state) branches into B children nodes (next states), which are predicted by the B vertices with the largest graph-aware weight $w'(v)$. A child node $\langle \mathcal{G}'', \mathbf{u}'', \mathbf{v}'', \mathcal{N}_{\mathcal{G}'}(\mathbf{v}'') \rangle$ is predicted by vertex v as:

$$\mathcal{G}'' = \mathcal{G}' \setminus (\{v\} \cup \mathcal{N}_{\mathcal{G}'}(v)), \mathbf{v}'' = \mathbf{v}' \cup \{v\}. \quad (2)$$

In step 6, the solver process the B children nodes according to a specific traversal strategy. For GCN-CRS, the Q values of the B children nodes are estimated through 1-step rollout, as defined in line 12, where $Q(x)$ represents the quality of node x in the search tree. The utility of the prediction vertex v_b of child node x_{n+1}^b , $u(v_b)$, is the immediate reward of transitioning from the current state x_n to the next state x_{n+1}^b . The score of the b th child node $f_h(x_{n+1}^b)$ is the total utility obtained by an efficient *guiding heuristic* traversing from state x_{n+1}^b to a terminal state. In line 14, the GCN-CRS proceeds to the child node with the largest Q value, and ties are broken randomly. Lastly, in step 7, if the selected child node (next state) is a non-terminal node, it is pushed into the search queue. In GCN-CRS, the search tree is traversed along a single path and the search terminates when it reaches the first terminal node, where the search queue contains at most 1 node.

The performance of the GCN-CRS is guaranteed to be no worse than (and largely dictated by) the guiding heuristic [72]. In our case, the CGS is selected as the guiding heuristic due to its linear complexity and determinism. Specifically, the score of the b th child node is obtained as $f_h(x_{n+1}^b) = u(\mathbf{v}_{\text{Gr}}^b)$, where \mathbf{v}_{Gr}^b is obtained by either the vanilla CGS as $\mathbf{v}_{\text{Gr}}^b = g_c(\mathcal{G}_b'', \mathbf{u}_b'')$, or an enhanced CGS as $\mathbf{v}_{\text{Gr}}^b = g_c(\mathcal{G}_b'', \mathbf{w}_b'')$, where $\mathbf{w}_b'' = [w'(v)|v \in \mathcal{G}_b'']$, \mathbf{w}' and \mathcal{G}_b'' are defined in lines 5 and 9, respectively. Moreover, the operations on the B branches in lines 7-13 can be parallelized. The GCN-CRS solvers using vanilla CGS and enhanced CGS as guiding heuristics are denoted as GCN-CRS-v and GCN-CRS-e, respectively. The training method of the GCN is detailed in Section VI.

C. Graph Convolutional Network Design

Our GCN has an L -layer structure as follows: Given the input feature as $\mathbf{X}^0 = \mathbf{u}'$, then $\mathbf{z}' = \Psi_{\mathcal{G}'}(\mathbf{u}'; \Xi) = \mathbf{X}^L$, where an intermediate l th layer of the GCN is given by

$$\mathbf{X}^l = \sigma_l(\mathbf{X}^{l-1}\Theta_0^l + \mathcal{L}\mathbf{X}^{l-1}\Theta_1^l). \quad (3)$$

In (3), \mathcal{L} is the normalized Laplacian of \mathcal{G} , $\Theta_0^l, \Theta_1^l \in \mathbb{R}^{g_{l-1} \times g_l}$ are the trainable parameters, g_{l-1} and g_l are the dimensions of the output features of layers $l-1$ and l , respectively, and $\sigma_l(\cdot)$ is the activation function. The dimension of the input feature is $g_0 = 1$. The activation functions of the input and hidden layers are selected as leaky ReLUs. By setting the dimension of the output layer as $g_L = 1$ with linear activation, the GCN generates a node embedding vector, $\mathbf{z}' \in \mathbb{R}^{V'}$, as a topological scaling factor. As explained, the prediction vector is then computed as $\mathbf{w}' = \mathbf{z}' \odot \mathbf{u}'$. The GCN is trained by RL with the help of an efficient CGS. Since both our proposed centralized and distributed solutions share the same training

mechanism, we defer its explanation to Section VI.

D. Reference GCN-guided Centralized Solvers

Next, we propose two reference solvers with which to compare GCN-CRS: GCN-guided centralized random tree search (GCN-CRTS) and GCN-guided centralized greedy search (GCN-CGS). They are obtained by modifying the state-of-the-art solvers for the unweighted MIS problem in [44] and [43], respectively, making them compatible with our MWIS setting. GCN-CRTS and GCN-CGS follow the similar iterative procedure as GCN-CRS, while employing different traversal strategies.

The idea of GCN-CRTS is to reach as many random terminal nodes as possible in a given time interval to increase its chance of finding a good solution from them. The GCN-CRTS is almost identical to the MIS solver in [44], in which a node embedding matrix $\mathbf{Z}' \in [0, 1]^{V' \times B}$ is generated by a GCN with a slightly different output structure, with only two modifications: 1) Using $\mathbf{W}' = \mathbf{Z}' \odot \mathbf{u}'\mathbf{1}^\top$ instead of \mathbf{Z}' as the prediction matrix. 2) For computational efficiency, synthetic random graphs are used as the training data for supervised learning, where the label vectors are generated by heuristics instead of exactly solving the NP-hard problem. Specifically, the labels are generated by selecting the best solution from two guiding heuristics: linear programming [73] and centralized greedy solver. The implementation of the GCN-CRTS is detailed in Section II and Algorithm 2 of [71].

The GCN-CGS is modified from the deep Q network in [43] by replacing the Node2Vec module with a GCN. For a non-terminal node $\langle \mathcal{G}', \mathbf{u}', \mathbf{v}', \mathcal{N}_{\mathcal{G}'}(\mathbf{v}') \rangle$ in the search tree, the GCN takes $(\mathcal{G}', \mathbf{u}')$ as input and generates node embedding $\mathbf{z}' \in \mathbb{R}^{V'}$ as the Q values of the action space $\mathcal{A}' = \mathcal{V}'$, whereas the branching factor $B = |\mathcal{V}'|$ is no longer a hyperparameter. The action is selected by an ϵ -greedy method. The next state $(\mathcal{G}'', \mathbf{u}'')$ is generated according to (2). The search terminates upon reaching a terminal node. More details of the implementation of GCN-CGS can be found in Section III and Algorithm 3 of [71].

Both GCN-CRTS and GCN-CGS benefit from the flexible input dimensions of GCN and the iterative algorithmic framework, so that they can generalize to large graphs and outperform the training heuristics [44]. The GCN-CGS can reach a good terminal node quickly. However, the GCN-CRTS will take a relatively long time to find a good solution (e.g., several minutes), making it unsuitable for link scheduling.

E. Computational Complexity

The computational complexity of the l th layer of the GCN is $\mathcal{O}(\bar{d}Vg_lg_{l-1})$, where \bar{d} is the average degree of a vertex in the input graph. By assuming $g_l = g, \forall l \in \{1, \dots, L\}$, an L -layered GCN has a computational complexity of $\mathcal{O}(LVg^2\bar{d})$. In tree search, reaching a terminal node requires an average of V/\bar{d} steps, therefore the computational complexity of finding a solution is $\mathcal{O}(LV^2g^2)$. Without timeout, the GCN-CRTS requires an exponential complexity of $\mathcal{O}(LV^2g^2B^V)$ to reach all B^V terminal nodes. To find a good solution on graphs of hundreds of vertices, a timeout of several minutes is usually

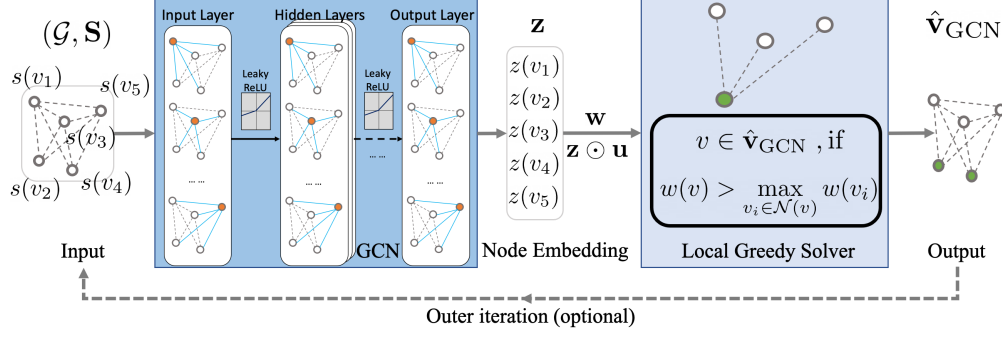


Fig. 4: Architecture of the GCN-based distributed MWIS solver. First, the conflict graph \mathcal{G} and node features \mathbf{S} are encoded into the scalar embeddings \mathbf{z} via a GCN. Then, the element-wise product of \mathbf{z} and \mathbf{u} is fed into a local greedy algorithm to generate a solution $\hat{\mathbf{v}}_{\text{GCN}}$.

TABLE I: Computational complexity of centralized MWIS solvers

Algorithm	Complexity
CGS	$\mathcal{O}(V)$
GCN-CRTS	$\mathcal{O}(LV^2g^2B^V)$
GCN-CGS	$\mathcal{O}(LV^2g^2)$
GCN-CRS	$\mathcal{O}(LV^2g^2 + BV^2/\bar{d})$

required for GCN-CRTS. The computational complexity of GCN-CRS is $\mathcal{O}(LV^2g^2 + BV^2/\bar{d})$, since the guiding heuristic of CGS will be executed B times on each node of the search tree, adding a complexity of $\mathcal{O}(BV^2/\bar{d})$ with an average of V/\bar{d} passes. The computational complexities of the presented centralized MWIS solvers are summarized in Table I.

V. DISTRIBUTED MWIS SOLVER USING GRAPH NEURAL NETWORKS

Our goal in the design of a distributed solver is to *decrease the suboptimality gap of the baseline LGS described in Section III-D while keeping its two main advantages*: 1) Low computational complexity, and 2) Can be implemented in a distributed manner with low communication cost. To achieve this goal, LGS with modified weights is proposed to solve Problem 1. More precisely, mimicking the development of our centralized solvers, instead of considering the vanilla utilities $u(v)$ we consider graph-aware utilities $w(v) = z(v)u(v)$, where the scalar node embedding $z(v)$ encodes a relevant topological feature of vertex v . Intuitively, if vertex v is a central link that may interfere with many other links in the wireless network, then $z(v)$ should downscale the utility $u(v)$ since scheduling v would preclude many other links from the schedule. By contrast, if vertex v is peripheral in the conflict graph \mathcal{G} (e.g., an isolated link in the original wireless network) then $z(v)$ should amplify $u(v)$. In summary, $z(v)$ should be a topology-aware scaling that reduces the MWIS suboptimality gap and, to be consistent with our goal, should also be attainable in a distributed manner with low communication and computational cost. With these requirements in mind, we propose to obtain a vectorized node embedding $\mathbf{z} \in \mathbb{R}^V$ collecting $z(v)$ for all $v \in \mathcal{V}$ as the output of a GCN [39]. The distributed MWIS solver composed of a distributed GCN followed by LGS is denoted by *GCN-LGS*. The architecture of the GCN-LGS solver is illustrated in Fig. 4. As detailed later, the training of GCN-LGS is centralized while its execution is distributed.

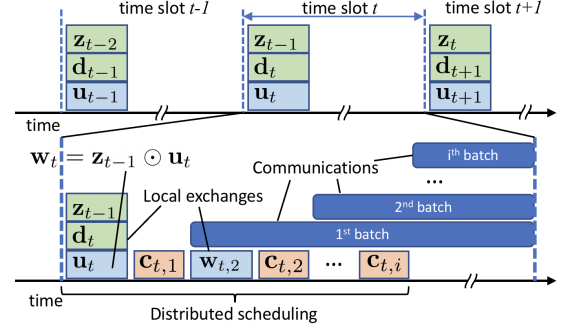


Fig. 5: Timeline of distributed scheduling with messages of 1-layer GCN piggybacked on the local exchanges of the LGS. By reusing $\mathbf{z}(\mathcal{G})^{(t-1)}$, the GCN-LGS has the same local complexity of LGS.

A. Distributed Architecture

In accordance with Problem 1, the inputs to the GCN-LGS solver consist of the conflict graph \mathcal{G} and a feature matrix \mathbf{S} , and the output of the solver is an estimate $\hat{\mathbf{v}}_{\text{GCN}}$ of the optimal link scheduling. The feature matrix \mathbf{S} can be the utility vector \mathbf{u} , a constant vector $\mathbf{1}$ (featureless case), or contain other vertex features.

The first step is to obtain a topology-aware node embedding $\mathbf{z} \in \mathbb{R}^V$, as $\mathbf{z} = \Psi_{\mathcal{G}}(\mathbf{S}; \Xi)$, where $\Psi_{\mathcal{G}}$ is an L -layered GCN defined on \mathcal{G} as described in (3). The GCN is configured with a linearly activated output layer, and $g_L = 1$. Since the normalized Laplacian \mathcal{L} is a local operator on \mathcal{G} , it should be noted that $z(v)$ can be computed locally at each vertex v through L rounds of local exchanges with its neighbors. As an extreme case, a 1-layer GCN with input $\mathbf{S} = \mathbf{u}$ does not employ any non-linear activation and the node embedding $z(v)$ can be locally computed as

$$z(v) = u(v)\theta_0 + \left(u(v) - \sum_{v_i \in \mathcal{N}(v)} \frac{u(v_i)}{\sqrt{d(v)d(v_i)}} \right) \theta_1, \quad (4)$$

where $\mathcal{N}(v)$ denotes the neighbor set of vertex v , and $d(\cdot)$ is the degree of a vertex. In practice, a link v can track its degree by counting its interfering neighbors during local exchanges. The expression in (4) shows that the local computational complexity of link v scales linearly with its degree, which is small in many practical scenarios. The major complexity of GCN-LGS comes from local exchanges. Next, the approximate solution is estimated as $\hat{\mathbf{v}}_{\text{GCN}} = g_d(\mathcal{G}, \mathbf{w})$ through the LGS [17] detailed in Algorithm 1, where the graph-aware utilities $\mathbf{w} = \mathbf{z} \odot \mathbf{u}$.

TABLE II: Local complexity of distributed MWIS solvers

Algorithm	Worst	Average
Local greedy solver (LGS) [17]	$\mathcal{O}(V)$	$\mathcal{O}(\log V)$
Threshold local greedy [18]	$\mathcal{O}(\log_\alpha(\beta V))$	$\mathcal{O}(\log_\alpha(\beta V))$
Message passing [6]	$\mathcal{O}(V)$	$\mathcal{O}(V)$
Ising [21]	const. $\sim 10^2$	const. $\sim 10^2$
GCN-LGS	$\mathcal{O}(L + V)$	$\mathcal{O}(L + \log V)$
GCN(reuse)-LGS	$\mathcal{O}(V)$	$\mathcal{O}(\log V)$
GCN-LGS- N	$\mathcal{O}(L + N)$	$\mathcal{O}(L + N)$
GCN-LGS-it	$\mathcal{O}((L + 1)V)$	$\mathcal{O}((L + 1) \log V)$

B. Architectural Variations

Apart from the aforementioned baseline architecture, the GCN-LGS admits several useful variations. The first set of variations is associated with the iterative structure, as illustrated in Fig. 4. First, the baseline LGS can be truncated to N iterations, denoted as *GCN-LGS- N* , in order to achieve a constant local complexity at the cost of the quality of solution, which is a key aspect to promote scalability since the constant local complexity is independent of the graph size V . In the second variation, denoted as *GCN-LGS-it*, the GCN can be placed before each inner iteration of LGS (i.e., before line 3 in Algorithm 1), so that the input of the LGS iteration $\mathbf{w}' = \mathbf{z}' \odot \mathbf{u}'$, where $\mathbf{z}' = \Psi_{\mathcal{G}'}(\mathbf{u}'; \Xi)$, is based on the residual graph $(\mathcal{G}', \mathbf{S}')$ from the previous iteration, rather than the input graph $(\mathcal{G}, \mathbf{S})$ as in the baseline GCN-LGS, as detailed in Algorithm 4 in [71]. The GCN-LGS-it can further improve the performance over the baseline GCN-LGS at the cost of higher local complexity.

The second variation refers to the choice of input features as $\mathbf{S} = \mathbf{1}$. We can think of the node embedding $\mathbf{z} = \Psi_{\mathcal{G}}(\mathbf{1}; \Xi)$ generated by a featureless GCN as a *topological embedding*, denoted as $\mathbf{z}(\mathcal{G})$, which can be reused until the network topology changes. In practice, $\mathbf{z}(\mathcal{G})$ can be reused for a coherent window of T time slots that matches the pace of topological change to further reduce the computational and communication complexities of distributed scheduler.

Moreover, by reusing the topological embedding generated L time slots before, i.e., use $\mathbf{w}^{(t)} = \mathbf{z}(\mathcal{G})^{(t-L)} \odot \mathbf{u}^{(t)}$ in time slot t , the additional local complexity of GCN for GCN-LGS can be reduced to zero, since $\mathbf{z}(\mathcal{G})^{(t-L)}$ and the intermediate features \mathbf{X}^l can be piggybacked to the local exchange of $\mathbf{d}^{(t)}$ and $\mathbf{u}^{(t)}$ at the beginning of time slot t . An exemplary GCN-LGS with 1-layer GCN and $\mathbf{w}^{(t)} = \mathbf{z}(\mathcal{G})^{(t-1)} \odot \mathbf{u}^{(t)}$ is illustrated in Fig. 5. Compared to LGS, this GCN-LGS only incurs larger control messages for the first round of local exchange, additional local computational complexity, and slightly topological mismatch between consecutive time slots. The robustness of GCN-LGS to topological mismatch is evaluated in Section VII-A.

Note that a scheduled link in LGS can start to transmit right after broadcasting a control message $c_{t,i}$ to mute its interfering neighbors, without the need to wait until every link in the network is determined or until a maximum number of local exchanges is reached. Under this scheme, the impact of the scheduling overhead of LGS (and GCN-LGS) to spectrum utilization efficiency is further reduced without truncation.

C. Local Communication Complexity

The worst and average local complexities of the baseline and proposed distributed MWIS solvers are listed in Table II. Without reusing the topological embedding, the average local complexity of the GCN-LGS solver is $\mathcal{O}(L + \log V)$, where $\mathcal{O}(L)$ is the local complexity of the GCN and $\mathcal{O}(\log V)$ is the average local complexity of LGS (as discussed in Section III-D). For LGS truncated to N iterations, the local complexity of GCN-LGS- N is $\mathcal{O}(L + N)$. In this way, the local computational and communication costs of our distributed schedulers can be controlled by modifying the number of layers L in the GCN. Moreover, by reusing the topological embedding, the average local complexity of GCN-LGS is further reduced to $\mathcal{O}(\log V)$.

VI. CENTRALIZED TRAINING

Having discussed the rationale and the mechanics of the downstream architectures, we are left to discuss how to train the parameters Ξ in the GCN. It should be noted that there are two main differences between the proposed downstream pipelines and the typical supervised or semi-supervised settings in which GCNs are employed. First, although the training inputs $(\mathcal{G}, \mathbf{S}, \mathbf{u})$ can be simulated, in general their associated optimal outputs \mathbf{v}^* (the labels for supervised learning) cannot be obtained since this would require solving an NP-hard problem. Second, the output \mathbf{z} of the GCN is related to the objective to be maximized $u(\hat{\mathbf{v}}_{\text{GCN}})$ through a non-differentiable discrete function, e.g. CGS and LGS, which prevents the gradients w.r.t. a loss function being back-propagated to the GCN. To overcome these two challenges, we develop an RL scheme of graph-based deterministic policy gradient that trains the GCN based on the relative performance of our algorithm w.r.t. an efficient greedy algorithm.

We formulate the scheduling in each time slot as a *single step* episode, of which the state is $S = (\mathcal{G}, \mathbf{S})$, the multidimensional continuous action is $\mathbf{z} = \Psi_{\mathcal{G}}(\mathbf{S}; \Xi) \in \mathbb{R}^V$, and the return equals to the reward $\gamma = u(\hat{\mathbf{v}}_{\text{GCN}})/u(\hat{\mathbf{v}}_{\text{Gr}})$. Our objective is to find the optimal set of parameters Ξ that maximizes the expected return for *network state* $(\mathcal{G}, \mathbf{S}, \mathbf{u})$ drawn from a target distribution Ω

$$\Xi^* = \underset{\Xi \in \mathbb{R}^{|\Xi|}}{\operatorname{argmax}} J(\Xi), \quad (5a)$$

$$\text{s.t. } J(\Xi) = \mathbb{E}_{(\mathcal{G}, \mathbf{S}, \mathbf{u}) \sim \Omega} [\gamma(\mathcal{G}, \mathbf{u}, \mathbf{z})], \quad (5b)$$

$$\gamma(\mathcal{G}, \mathbf{u}, \mathbf{z}) = u(\hat{\mathbf{v}}_{\text{GCN}})/u(\hat{\mathbf{v}}_{\text{Gr}}), \quad (5c)$$

$$\mathbf{z} = \Psi_{\mathcal{G}}(\mathbf{S}; \Xi), \quad (5d)$$

$$\hat{\mathbf{v}}_{\text{GCN}} = g_d(\mathcal{G}, \mathbf{u} \odot \mathbf{z}), \hat{\mathbf{v}}_{\text{Gr}} = g_c(\mathcal{G}, \mathbf{u}). \quad (5e)$$

Notice that functions $g_c(\cdot)$ and $g_d(\cdot)$ are respectively the efficient CGS and LGS as detailed in Section III-D, thus circumventing the need to exactly solve the MWIS problem. According to the deterministic policy gradient theorem [74, e.q. (9)], the gradient of $J(\Xi)$ can be found by

$$\begin{aligned} \nabla J(\Xi) &= \mathbb{E}_{S \sim \Omega_S} [\nabla_{\Xi} \Psi_{\mathcal{G}}(\mathbf{S}; \Xi) \nabla_{\mathbf{z}} Q(S, \mathbf{z})] \\ &\approx \mathbb{E}_{S \sim \Omega_S} [\nabla \Psi_{\mathcal{G}}(\mathbf{S}; \Xi) \mathbf{Q}(S, \mathbf{z})]. \end{aligned} \quad (6)$$

In (6), vector $\mathbf{Q}(S, \mathbf{z}) \in \mathbb{R}^V$ approximates the contribution of each dimension of action \mathbf{z} to the Q value $Q(S, \mathbf{z}) =$

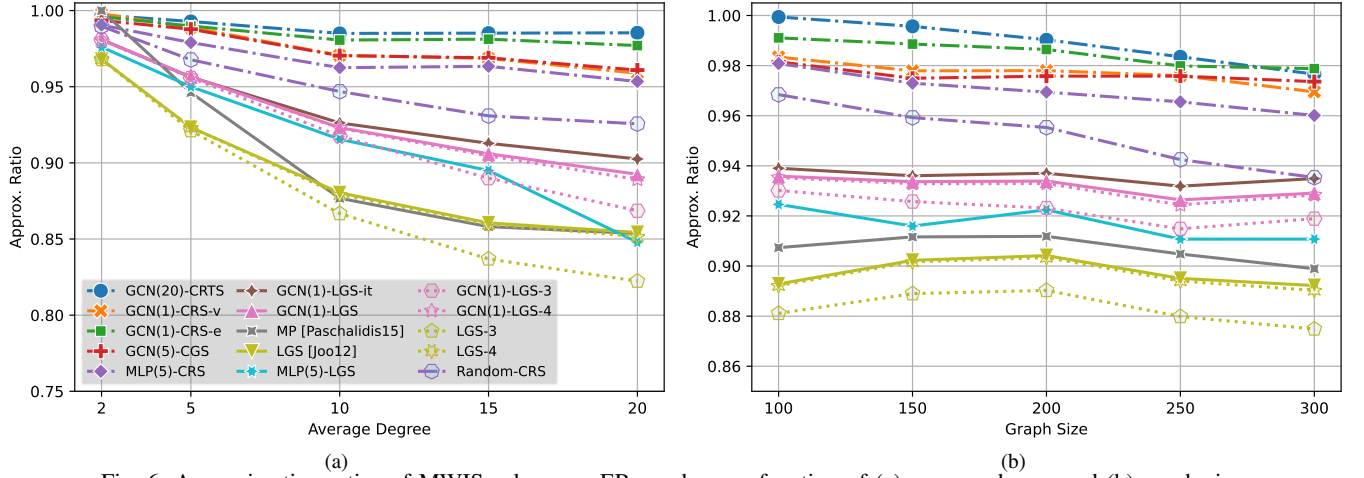


Fig. 6: Approximation ratios of MWIS solvers on ER graphs as a function of (a) average degree and (b) graph size.

$\mathbb{E}_{\mathbf{u} \sim \Omega_u^S} [\gamma(\mathcal{G}, \mathbf{u}, \mathbf{z})]$, Ω_S is the distribution of state $S = (\mathcal{G}, \mathbf{S})$, and Ω_u^S is the conditional distribution of \mathbf{u} under state S . Indeed, if the Q value $Q(S, \mathbf{z})$ were to be a differentiable function of the action \mathbf{z} , we would have $\mathbf{Q}(S, \mathbf{z}) = \nabla_{\mathbf{z}} Q(S, \mathbf{z})$. However, since $Q(S, \mathbf{z})$ is non-differentiable due to the non-differentiable function $g_d(\cdot)$ in (5e), we propose a proxy for the true credit assignment vector of action \mathbf{z}

$$\mathbf{Q}(S, \mathbf{z}) = \mathbb{E}_{\mathbf{u} \sim \Omega_u^S} [\gamma(\mathcal{G}, \mathbf{u}, \mathbf{z}) \hat{\mathbf{v}}], \quad \hat{\mathbf{v}} = [\mathbb{1}_{\hat{v}_{\text{GCN}}(v)} | v \in \mathcal{V}], \quad (7)$$

where $\hat{\mathbf{v}} \in \{0, 1\}^V$ is the indicator vector of \hat{v}_{GCN} . The intuition behind (7) is that the more likely a link $v \in \mathcal{V}$ is scheduled under state-action pair (S, \mathbf{z}) , the more it contributes to $Q(S, \mathbf{z})$. Based on (6) and (7) and a learning rate $\alpha \in (0, 1)$, we can update the parameters Ξ through the following stochastic gradient ascent

$$\Xi \leftarrow \Xi + \alpha \nabla J(\Xi), \quad \nabla J(\Xi) = \gamma(\mathcal{G}, \mathbf{u}, \mathbf{z}) \nabla \Psi_{\mathcal{G}}(\mathbf{S}; \Xi) \hat{\mathbf{v}}. \quad (8)$$

In training, we draw a batch of $\mathcal{G}^{(i)}$ from the training dataset and $\mathbf{u}_v^{(i)} \in \mathbb{U}(0, 1)$, collect the tuple $\langle \mathcal{G}^{(i)}, \mathbf{S}^{(i)}, \mathbf{u}^{(i)}, \mathbf{z}^{(i)}, \hat{\mathbf{v}}_{\text{GCN}}^{(i)}, \gamma^{(i)} \rangle$ of each forward pass i , and then update the GCN by (8).

VII. NUMERICAL EXPERIMENTS

The performance of the GCN-based MWIS solvers is evaluated in synthetic random graphs and as schedulers in wireless networks. The comparative baselines are CGS, LGS [17], and message passing (MP) [6]. To evaluate the contribution of the GCNs in our solvers, we also replace the GCNs in our solvers by random values [67] ($\mathbf{z}_v \in \mathbb{N}(1, 0.2)$, denoted as Random-LGS and Random-CRS) and a local 5-layer perceptron taking node degree as input and trained in the same way as GCN (denoted as MLP(5)-LGS and MLP(5)-CRS). Threshold local greedy [18] and Ising [21] are not included since they perform worse than LGS/CGS. The quality of an approximate solution $\hat{\mathbf{v}}$ is evaluated by its approximation ratio (AR) $u(\hat{\mathbf{v}})/u(\mathbf{v}^*)$, where the optimal solution \mathbf{v}^* is obtained by solving the computationally expensive integer programming formulation of MWIS [6], [19] using the Gurobi solver [56].

The synthetic graphs for training and testing are generated from the Erdős-Rényi (ER) [75] and Barabási-Albert (BA) [76] models. The ER model is completely determined by

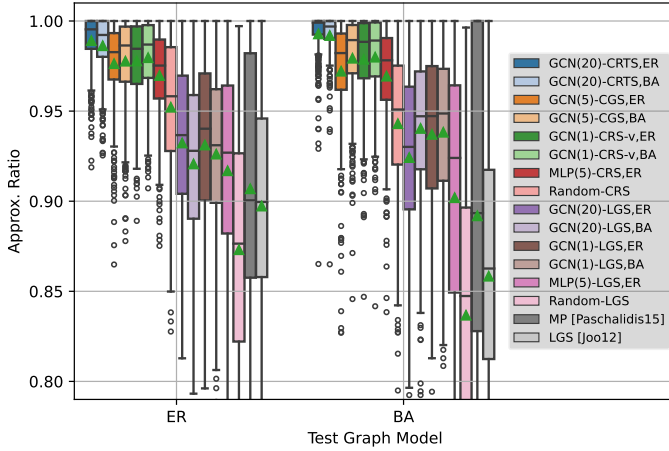
two parameters: the number of vertices V , and the probability of edge-appearance p . The BA model is also determined by two parameters: the number of vertices V and the number of edges, m , that each new vertex forms during the preferential attachment process. In the experiments, we set $m = Vp = \bar{d}$ so that graphs from the ER and BA models have the same expected average degree. By default, the vertex utilities are drawn following a uniform distribution $u(v) \sim \mathbb{U}(0, 1)$.

The hyperparameters of the evaluated GCNs are as follows: the numbers of layers $L \in \{1, 5, 20\}$, the size of every hidden layer is $g_l = 32$ for $L > 1$. The L -layered GCN is denoted as GCN(L). To balance exploration and computational efficiency, the branching factor is selected as $B = 32$, the same as in [44]. Each GCN is trained on a set of 5900 random graphs drawn from an ER model unless otherwise specified. The training set comprises 5000 graphs of size $V \in \{100, 150, 200, 250, 300\}$ and expected average degree $\bar{d} \in \{2, 5, 7.5, 10, 12.5\}$ (200 graphs per (V, \bar{d})), and 900 graphs of size $V \in \{30, 100\}$ and edge probability $p \in \{0.1, 0.2, \dots, 0.9\}$ (50 graphs per (V, p)). The timeout of GCN-CRTS is set to 5 minutes. The GCN in GCN-CRTS is trained by supervised learning with a maximum of 200 epochs as explained in Section II-D of [71]. The GCNs in GCN-CRS and GCN-LGS are trained as described in Section VI, for which the settings include a batch size of 200 for experience replay, 25 epochs, and periodic gradient reset.² This configuration is used for the training of GCN-CGS as described in Section III of [71].

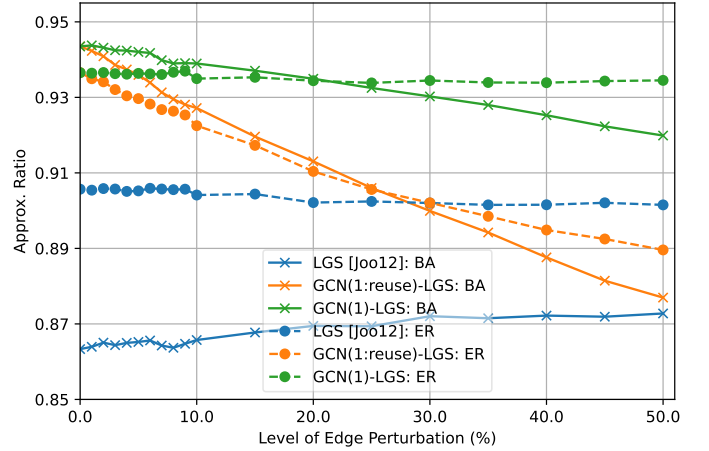
A. Performance on Synthetic Random Graphs

1) *Results on ER graphs:* First, the GCN-based MWIS solvers, baseline heuristics, and optimal solver are tested on a set of 500 ER graphs of size $V \in \{100, 150, 200, 250, 300\}$ and average degree $\bar{d} \in \{2, 5, 10, 15, 20\}$, with 20 instances for each pair of (V, \bar{d}) . The average ARs of the tested solvers are listed in Table III (under the ‘ER set’ column) for the entire test set, and illustrated in Figs. 6(a) and 6(b) as a function of the average degree and size of the tested graphs, respectively. Note that the same trained GCN model of GCN(1) is used

²Training typically takes 30 minutes on a workstation with a specification of 16GB memory, 8 cores and GeForce GTX 1070 GPU. The source code is published at <https://github.com/zhongyuanzhao/distgen>



(a)



(b)

Fig. 7: (a) Approximation ratios of GCN-based MWIS solvers trained on ER and BA models and tested on both settings. (b) Approximation ratios of reusing topological embeddings under topology mismatches.

TABLE III: Mean ARs of solvers on synthetic graphs

Solver	Train	ER set	BA set	Thpt.
CGS, LGS [Joo12]	-	0.897	0.858	0.921
MP [Paschalidis15]	-	0.907	0.892	-
GCN(20)-CRTS	ER	0.989	0.993	-
GCN(5)-CGS	ER	0.976	0.972	0.960
GCN(1)-CRS-v	ER	0.978	0.979	0.995
GCN(1)-CRS-e	ER	0.985	0.986	0.996
Random-CRS	-	0.952	0.943	-
MLP(5)-CRS	ER	0.970	0.969	-
GCN(1)-LGS	ER	0.932	0.937	0.954
GCN(1)-LGS-it	ER	0.936	0.942	0.956
Random-LGS	-	0.873	0.837	-
MLP(5)-LGS	ER	0.917	0.902	-

by solvers of GCN(1)-CRS-v, GCN(1)-CRS-e, GCN(1)-LGS, GCN(1)-LGS-it, and GCN(1)-LGS- N for $N = 3$ and $N = 4$. The relative performance of all the tested solvers decreases on larger and denser graphs. Intuitively, the size of the MWIS decreases as the graph becomes denser (the average degree increases), hence a wrong selection of a vertex incurs a higher cost in the AR. Also, the MWIS problem is harder on larger graphs due to the larger search space.

Among the centralized solvers, the GCN-based centralized solvers outperform the vanilla CGS on average AR by a gap of 7.7% to 9.2%. The GCN(20)-CRTS achieves the top average AR of 0.989, but is also most sensitive to the graph size (see Fig. 6(b)), since the larger search space lowers its chance of finding a good solution before timeout. Compared to GCN(20)-CRTS, our proposed GCN(1)-CRS-v reduces its runtime by at least two orders of magnitude (i.e., from 5 minutes to up to a few seconds), at the cost of 1.2% average AR, and is less sensitive to graph size. It demonstrates that rollout search can reach a good solution quickly with the same trained model. Meanwhile, the performance of rollout search is largely determined by its guiding heuristic. With the guiding heuristic of enhanced CGS described in Section IV-B, the AR of GCN(1)-CRS-e can be boosted by an average of 0.8% from that of GCN(1)-CRS-v. On the ER test set, the GCN(5)-CGS performs similarly as the GCN(1)-CRS-v with slight advantage on denser and larger graphs. It shows that GCN can match the vanilla CGS in estimating the Q values when the test set matches the training set. Moreover, GCN(5)-CGS further

reduces the runtime by an order of magnitude on those worst-case instances (i.e., from seconds to sub-seconds)³ and has the lowest sensitivity to graph size. In comparison, the runtime of the highly optimized exact Gurobi solver on the worst-case instances is 4 hours.

Our proposed GCN-guided distributed solvers, GCN(1)-LGS and GCN(1)-LGS-it, also outperform the baselines of LGS and MP. Prepending a 1-layer GCN improves LGS by 3.5% on average AR, and this difference is more conspicuous (close to 5%) in the more challenging case of denser graphs. Although MP can find the optimal solution on some sparsely connected graphs (i.e., small average degree), it becomes virtually the same as LGS when the average degree increases to the range of typical conflict graphs in practice (i.e., average degree of 10 to 20). The GCN(1)-LGS-it outperforms GCN(1)-LGS by 0.4% on average, and its advantage is mostly on larger and denser graphs, as feeding the residual graph to GCN(1) improves the consistency. On the other hand, the LGS-3, LGS-4, GCN(1)-LGS-3, and GCN(1)-LGS-4 achieve average ARs of 0.883, 0.896, 0.923, and 0.931, respectively. From the curves of these truncated solvers in Fig. 6, we can find that improperly truncating the LGS can severely degrade the performance on the larger and denser graphs, on which LGS requires more iterations to complete. As shown in [1], increasing the number of layers L from 1 to 3 does not yield better performance. Our GCN-based solvers performs notably better than their counterparts based on MLP(5) and random values, where MLP(5)-LGS outperforms vanilla LGS while Random-LGS does not. It shows that our training method allows both GCN and MLP to learn meaningful representations, and GCN is more representative than MLP.

2) *Generalizability*: Next, we examine how well the GCN-based MWIS solvers generalize across graph models. For a given set of hyperparameters, two versions of GCN-based solvers are trained on two different training sets generated from ER and BA models, respectively, with other configurations identical to the default setting. Each version of this solver is then tested on the ER test set of the previous experiment and a BA test set with identical configuration ($m = Vp = \bar{d}$).

³For deployment, these presented runtimes can be further optimized.

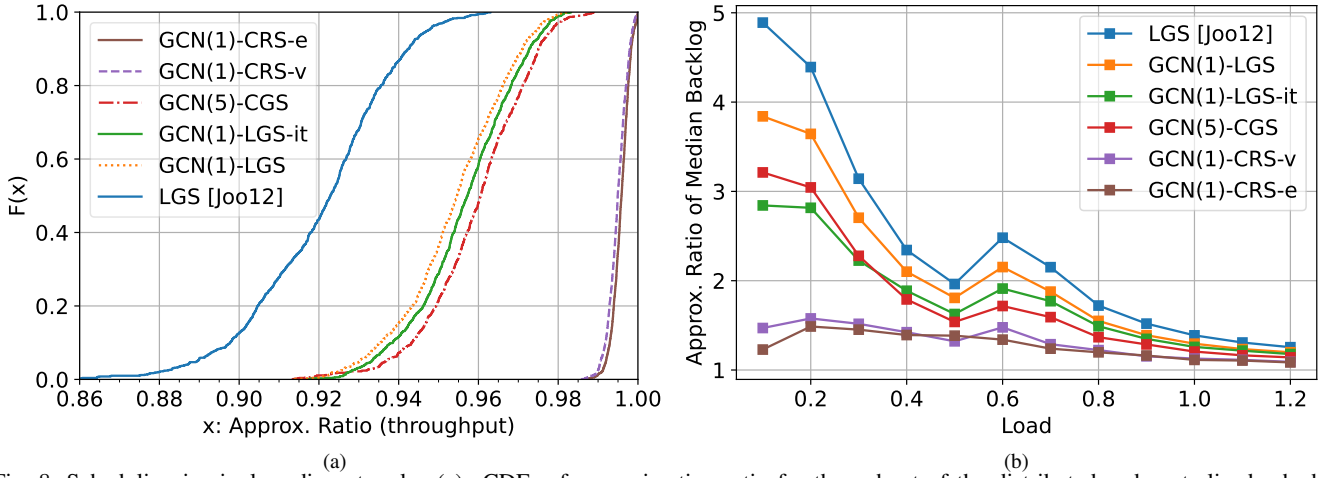


Fig. 8: Scheduling in single radio networks, (a) eCDFs of approximation ratio for throughput of the distributed and centralized schedulers w.r.t. the optimal scheduler, in single-channel scheduling under oversaturated traffic. Per-link utility $u(v) = \min(q(v), r(v))$. The average ARs of these schedulers are listed in Table III. (b) Approximation ratios of median backlog (smaller is better) of different schedulers w.r.t. the optimal scheduler in 3-channel scheduling under various network traffic loads (saturation load $\mu^s = 0.55$). Per-link utility $u(v) = q(v)r(v)$.

The ARs of the proposed and baseline solvers on these two test sets are illustrated as mean values in Table III, and as box plots in Fig. 7(a), where means are marked by green triangles.

Given the heavy-tailed degree distribution of BA graphs [76], the topology-agnostic solvers of LGS and MP experience drops of 3.9% and 1.5% in AR, respectively. In contrast, GCN-based MWIS solvers, regardless of training set, achieve relatively consistent performance on both ER and BA test sets, e.g. an increase of 0.1% to 0.7% in AR on BA graphs, and outperform LGS and MP by a greater margin in BA graphs, as shown in Table III and Fig. 7(a), which underscores the value of taking topology into account. In general, GCN-based MWIS solvers tend to perform slightly better if they are trained on the same graph model of the test set, showing good transferability across graph models. To understand the impact of L , GCNs of 1 layer and 20 layers are evaluated for GCN-LGS. Deeper GCNs do not significantly improve the mean ARs, but tend to present smaller variance compared to shallower GCNs. Moreover, deep GCNs are more tuned to the training graph model. For example, GCN(20)-LGS attains the best performance when trained and tested in BA, but underperforms compared to GCN(1)-LGS when trained on one graph model and tested on the other. A similar pattern can be found in GCN-based centralized solvers, the solver trained and tested on the same graph model has a performance 0.5% greater than when trained and tested on different graph models. Results in Section VII-B further shows good transferability across per-link utility distributions.

3) *Topology mismatch*: Lastly, we measure the robustness of the reusable topological node embedding $\mathbf{z}(\mathcal{G})$ (introduced in Section V-B) against topology changes in wireless networks, which can be attributed to mobility and shadowing. The reusing strategy, denoted as GCN(1:reuse)-LGS, applies the topological embedding $\mathbf{z}^{\mathcal{G}^{(0)}}$ generated from a baseline graph $\mathcal{G}^{(0)}$ to 100 instances of similar graphs $\mathcal{G}^{(i)}, i \in \{1, \dots, 100\}$ generated by replacing each edge in $\mathcal{G}^{(0)}$ with a random new edge with a probability equal to the normalized edit distance that measures the level of edge perturbation, and each

$\mathcal{G}^{(i)}$ is associated with a new realization of random utility $\mathbf{u}^{(i)} \sim \mathcal{U}(0, 1)$. The tested baseline graphs are 500 random graphs generated by ER or BA models with $V \in \{100, 150\}$ and $m = \bar{d} \in \{2, 5, 10, 15, 20\}$. The ARs of GCN(1:reuse)-LGS versus the normalized edit distance are illustrated in Fig. 7(b), along with the LGS and the GCN(1)-LGS using $\mathbf{z}^{\mathcal{G}^{(i)}}$ for $\mathcal{G}^{(i)}$, as the control group. On average, the reusable topological embedding $\mathbf{z}^{\mathcal{G}^{(0)}}$ can stand up to 30% of edge perturbation on ER graphs and 50% on BA graphs before its gain over LGS diminishes. Note that the control group is also slightly influenced by the topological change, since the underlying degree distribution of the similar graphs generated by our method will shift towards the ER model. Since the topology change of a wireless network is usually several orders of magnitude slower than the channel fading that defines the coherence time slot, this result shows that the reusing strategy detailed in Section V-B allows GCN-LGS to be implemented at the same local complexity of vanilla LGS.

B. GCN-based Throughput-Optimal Scheduling

To understand how the performance of the proposed solvers in synthetic random graphs could be transferred to scheduling, throughput-optimal scheduling in wireless ad-hoc networks is simulated. These networks consist of 100 users randomly located in a square of area 250. A link is established if the distance between two users is smaller than 1, and two links interfere with each other if they have incident users within distance of 4. A 1-hop flow with random direction is created on each link. The exogenous packets at each source user node follow a Poisson arrival with a prescribed arrival rate λ . The link rate $r(v)$, defined as the number of packets that can be transmitted through link v in a time slot, is drawn from a normal distribution $\mathcal{N}(50, 25)$ independently across time slots and links, and clipped to $[0, 100]$, to capture a clipped rectified linear function of signal-to-noise ratio (SNR) caused by the effects of fading, constant transmit power, and lognormal shadowing. The network traffic load is defined as $\mu = \mathbb{E}(r)/\lambda$, and the saturation load, μ^s , is defined as the load making the average queue length under optimal scheduling equals the

average link rate, $\mathbb{E}(q|\mu^s) = \mathbb{E}(r)$. A total of 100 realizations of random wireless networks are generated, typically with 40-60 links, and the average degrees of their conflict graphs range from 7.7 to 26.9 with a mean of 13.2. For each conflict graph, 10 scheduling instances of 200 time slots are executed by each tested scheduler. In each scheduling instance, the same realization of arrivals and link rates is used for each scheduler.

1) *Oversaturated traffic*: We first consider a single-radio single-channel scenario, where the exogenous packets arrive at an oversaturated rate, and the per-link utility is the number of packets the link can deliver, i.e., $u(v) = \min(q(v), r(v))$, where $q(v)$ is the backlog of link v . In this case, the average throughput is identical to the average utility a scheduler achieves per time slot. The average ARs of throughput w.r.t. the optimal scheduler achieved by the tested schedulers are listed in Table III (Thpt.). The empirical CDFs of the ARs of these schedulers are illustrated in Fig. 8(a), which show consistent improvements over LGS from GCN-based schedulers. In oversaturated traffic, GCN(1)-LGS closes the suboptimality gap of LGS by 42% on average, while the centralized schedulers GCN(1)-CRS-e and GCN(1)-CRS-v are near optimal.

2) *Varying traffic*: Next, we consider the scenarios of a single-radio wireless network with three sub-channels, in which the traffic load varies from 0.1 to 1.2 with the saturation load $\mu^{(s)} = 0.55$, and the per link utility function is $u(v) = q(v)r(v)$ [2], [7], [69], [70]. To simulate the frequency diversity, the multi-channel conflict graph is generated by adding an edge (v_1^k, v_2^k) for $k \in 1, 2, 3$ at a probability of 90% if edge (v_1, v_2) appears in the single-channel conflict graph of the first scenario. Compared to single channel scheduling, the size and density of the 3-channel conflict graph are both tripled, which would substantially increase the suboptimality gap of the heuristics, as shown in Fig. 6. Meanwhile, higher traffic load reduces the coefficient of variation (relative standard deviation) of per-link utility across the network, further enlarging the suboptimality gap. The ARs for median backlog (smaller is better) of tested heuristic schedulers w.r.t. the optimal scheduler by traffic load are presented in Fig. 8(b). The overall ranking of the 6 tested heuristics on median backlog in 3-channel scheduling is the same as that on throughput in single channel scheduling. In the stable region, the median backlog of LGS decreases from 4.9 times of the optimal scheduler under lightweight traffic, to 1.95 times under near-saturation traffic. Our distributed schedulers, GCN(1)-LGS and GCN(1)-LGS-it, can respectively close the suboptimality gap of LGS by 22% to 10% and 54% to 32% between lightweight and near-saturation traffics. Our centralized schedulers, GCN(1)-CRS-v and GCN(1)-CRS-e, only increase the median backlog of the optimal scheduler by a maximal of 50% and 60%, respectively.

In both single-channel and 3-channel scheduling, centralized scheduler GCN(5)-CGS performs only slightly better than GCN(1)-LGS-it, contradicting its good performance in synthetic random graphs. This result shows that our GCN-based rollout search can generalize well to unseen graph size, graph density, and weight distribution, which is crucial for scalable scheduling in wireless multihop networks, whereas a naive integration of GCN and deep Q learning could not.

C. Concluding Remarks on Numerical Experiments

The numerical results show that a minimal GCN (GCN(1)) with only 2 trainable parameters [cf. (4)], when integrated into various algorithmic frameworks, can substantially close the suboptimality gap of the baseline greedy heuristics for the MWIS problem. The enhancement in an efficient heuristic can be transferred to improved efficiency or performance of more sophisticated exact and approximate solvers, which usually employ efficient heuristics as intermediate steps or to obtain warm-start solutions.

In practice, our centralized solvers require efficient implementations that leverage the sparsity of the graph to cope with the computational complexity listed in Table I. The distributed solver GCN(1)-LGS can be implemented by increasing the size of control message without additional local exchanges. Lastly, the advantage of GCN-based heuristics over the greedy baseline is more conspicuous for wireless networks that are denser, larger, and with more sub-channels.

VIII. CONCLUSIONS AND FUTURE WORK

We proposed several graph-aware efficient MWIS solvers for link scheduling in wireless networks. The centralized solver uses a lightweight GCN to guide centralized rollout tree search, and can achieve near optimal performance on small-to middle-sized networks with a complexity of $\mathcal{O}(V^2)$. By leveraging the topology-awareness and distributed nature of GCNs, the distributed solvers enhance the distributed greedy heuristic and retain its efficiency, and can achieve superior performance in larger and denser networks with a local communication complexity of $\mathcal{O}(\log V)$. The GCN can be trained on simulated networks without exactly solving the NP-hard MWIS problem, and generalizes well across different types of graphs. Moreover, our approach is agnostic to the specific per-link utility, thus, it can be used in conjunction with many existing distributed scheduling protocols. Future research efforts include: 1) Incorporating state-awareness into the per-link utility by taking into account the causal relationship between network state transition and scheduling decision, 2) Considering the scheduling problem for wireless networks operating on non-orthogonal channels, and 3) Developing distributed online learning schemes to address the limitations of centralized offline training on real world data.

REFERENCES

- [1] Z. Zhao, G. Verma, C. Rao, A. Swami, and S. Segarra, "Distributed scheduling using graph neural networks," in *IEEE Int. Conf. on Acoustics, Speech and Signal Process. (ICASSP)*, 2021, pp. 4720–4724.
- [2] L. Tassiulas, "Stability properties of constrained queueing systems and scheduling policies for maximum throughput in multihop radio networks," *IEEE Trans. on Automatic Control*, vol. 31, no. 12, 1992.
- [3] C. Joo, X. Lin, and N. B. Shroff, "Understanding the capacity region of the greedy maximal scheduling algorithm in multihop wireless networks," *IEEE/ACM Trans. Netw.*, vol. 17, no. 4, pp. 1132–1145, 2009.
- [4] A. G. Marques, N. Gatsis, and G. B. Giannakis, "Optimal cross-layer design of wireless fading multi-hop networks," in *Cross Layer Designs in WLAN Sys.*, N. Zorba, C. Skianis, and C. Verikoukis, Eds. Leicester, UK: Troubador Pub, 2011.
- [5] A. Kabbani, T. Salonidis, and E. W. Knightly, "Distributed low-complexity maximum-throughput scheduling for wireless backhaul networks," in *IEEE Intl. Conf. on Computer Comms. (INFOCOM)*, 2007, pp. 2063–2071.

- [6] I. C. Paschalidis, F. Huang, and W. Lai, "A message-passing algorithm for wireless network scheduling," *IEEE/ACM Trans. Netw.*, vol. 23, no. 5, p. 1528–1541, Oct. 2015.
- [7] X. Lin, N. B. Shroff, and R. Srikant, "A tutorial on cross-layer optimization in wireless networks," *IEEE J. Sel. Areas Commun.*, vol. 24, no. 8, pp. 1452–1463, 2006.
- [8] S. K. Sarkar, T. G. Basavaraju, and C. Puttamadappa, *Ad hoc mobile wireless networks: principles, protocols and applications (2nd Ed)*. CRC Press, 2013.
- [9] J. Kim, G. Caire, and A. F. Molisch, "Quality-aware streaming and scheduling for Device-to-Device video delivery," *IEEE/ACM Trans. Netw.*, vol. 24, no. 4, p. 2319–2331, Aug. 2016.
- [10] A. Douik, H. Dahrouj, T. Y. Al-Naffouri, and M. Alouini, "Distributed hybrid scheduling in multi-cloud networks using conflict graphs," *IEEE Trans. Commun.*, vol. 66, no. 1, pp. 209–224, 2018.
- [11] M. Gupta, A. Rao, E. Visotsky, A. Ghosh, and J. G. Andrews, "Learning link schedules in self-backhauled millimeter wave cellular networks," *IEEE Trans. Wireless Commun.*, vol. 19, no. 12, pp. 8024–8038, 2020.
- [12] J. Qiao, L. X. Cai, X. S. Shen, and J. W. Mark, "Enabling multi-hop concurrent transmissions in 60 GHz wireless personal area networks," *IEEE Trans. Wireless Commun.*, vol. 10, no. 11, pp. 3824–3833, 2011.
- [13] Q. Xia and J. M. Jornet, "Cross-layer analysis of optimal relaying strategies for terahertz-band communication networks," in *IEEE Intl. Conf. on Wireless and Mobile Computing, Netw. and Comms. (WiMob)*, 2017, pp. 1–8.
- [14] A. Kott, A. Swami, and B. J. West, "The internet of battle things," *Computer*, vol. 49, no. 12, pp. 70–75, 2016.
- [15] I. F. Akyildiz, A. Kak, and S. Nie, "6G and beyond: The future of wireless communications systems," *IEEE Access*, vol. 8, pp. 133 995–134 030, 2020.
- [16] A. Jindal and K. Psounis, "On the efficiency of CSMA-CA scheduling in wireless multihop networks," *IEEE/ACM Trans. Netw.*, vol. 21, no. 5, pp. 1392–1406, 2013.
- [17] C. Joo and N. B. Shroff, "Local greedy approximation for scheduling in multihop wireless networks," *IEEE Trans. on Mobile Computing*, vol. 11, no. 3, pp. 414–426, 2012.
- [18] C. Joo, X. Lin, J. Ryu, and N. B. Shroff, "Distributed greedy approximation to maximum weighted independent set for scheduling with fading channels," *IEEE/ACM Trans. Netw.*, vol. 24, no. 3, pp. 1476–1488, 2015.
- [19] S. Sanghavi, D. Shah, and A. S. Willsky, "Message passing for maximum weight independent set," *IEEE Trans. Info. Theory*, vol. 55, no. 11, pp. 4822–4834, 2009.
- [20] P. Du and Y. Zhang, "A new distributed approximation algorithm for the maximum weight independent set problem," *Mathematical Problems in Engineering*, vol. 2016, 2016.
- [21] X. Li, P. Tolmachev, M. Pauley, and J. H. Manton, "A distributed transmission scheduling algorithm for wireless networks based on the ising model," in *IEEE Statistical Signal Processing Workshop (SSP)*, 2018, pp. 6–10.
- [22] C. Joo, G. Sharma, N. B. Shroff, and R. R. Mazumdar, "On the complexity of scheduling in wireless networks," *EURASIP Journal on Wireless Commun. and Netw.*, vol. 2010, no. 1, p. 418934, 2010.
- [23] W. Cheng, X. Cheng, T. Znati, X. Lu, and Z. Lu, "The complexity of channel scheduling in multi-radio multi-channel wireless networks," in *IEEE Intl. Conf. on Computer Comms. (INFOCOM)*, 2009, pp. 1512–1520.
- [24] I. Kadota, A. Sinha, E. Uysal-Biyikoglu, R. Singh, and E. Modiano, "Scheduling policies for minimizing age of information in broadcast wireless networks," *IEEE/ACM Trans. Netw.*, vol. 26, no. 6, pp. 2637–2650, 2018.
- [25] D. Xue, "Delay-oriented analysis and design of optimal scheduling algorithms," Ph.D. dissertation, Dept. Electrical and Computer Engineering, The Ohio State University, 2013.
- [26] W. Ogryczak, H. Luss, M. Pióro, D. Nace, and A. Tomaszewski, "Fair optimization and networks: A survey," *Journal of Applied Mathematics*, vol. 2014, 2014.
- [27] A. Lucas, "Ising formulations of many NP problems," *Frontiers in Physics*, vol. 2, p. 5, 2014.
- [28] W. Lee, M. Kim, and D. Cho, "Deep power control: Transmit power control scheme based on convolutional neural network," *IEEE Commun. Lett.*, vol. 22, no. 6, pp. 1276–1279, 2018.
- [29] S. Wang, H. Liu, P. H. Gomes, and B. Krishnamachari, "Deep reinforcement learning for dynamic multichannel access in wireless networks," *IEEE Trans. Cognitive Comm. and Netw.*, vol. 4, no. 2, pp. 257–265, 2018.
- [30] Y. S. Nasir and D. Guo, "Multi-agent deep reinforcement learning for dynamic power allocation in wireless networks," *IEEE J. Sel. Areas Commun.*, vol. 37, no. 10, pp. 2239–2250, 2019.
- [31] C. Zhang, P. Patras, and H. Haddadi, "Deep learning in mobile and wireless networking: A survey," *IEEE Commun. Surveys & Tutorials*, vol. 21, no. 3, pp. 2224–2287, 2019.
- [32] Z. Qin, H. Ye, G. Y. Li, and B. F. Juang, "Deep learning in physical layer communications," *IEEE Wireless Commun.*, vol. 26, no. 2, pp. 93–99, 2019.
- [33] A. Chowdhury, G. Verma, C. Rao, A. Swami, and S. Segarra, "Unfolding wmmse using graph neural networks for efficient power allocation," *IEEE Trans. Wireless Commun.*, pp. 1–1, 2021.
- [34] A. Kumar, G. Verma, C. Rao, A. Swami, and S. Segarra, "Adaptive contention window design using deep Q-learning," in *IEEE Int. Conf. on Acoustics, Speech and Signal Process. (ICASSP)*, 2021, pp. 4950–4954.
- [35] D. Xu, X. Chen, C. Wu, S. Zhang, S. Xu, and S. Cao, "Energy-efficient subchannel and power allocation for hetnets based on convolutional neural network," in *IEEE Veh. Technol. Conf. (VTC)*, 2019, pp. 1–5.
- [36] T. Van Chien, E. Bjornson, and E. G. Larsson, "Sum spectral efficiency maximization in massive MIMO systems: Benefits from deep learning," in *IEEE Intl. Conf. on Commun. (ICC)*, 2019, pp. 1–6.
- [37] W. Cui, K. Shen, and W. Yu, "Spatial deep learning for wireless scheduling," *IEEE J. Sel. Areas Commun.*, vol. 37, no. 6, pp. 1248–1261, 2019.
- [38] M. Eisen and A. R. Ribeiro, "Optimal wireless resource allocation with random edge graph neural networks," *IEEE Trans. Signal Process.*, 2020.
- [39] T. N. Kipf and M. Welling, "Semi-supervised classification with graph convolutional networks," in *Intl. Conf. Learn. Repres. (ICLR)*, Toulon, France, April 2017.
- [40] F. Gama, A. G. Marques, G. Leus, and A. Ribeiro, "Convolutional neural network architectures for signals supported on graphs," *IEEE Trans. Signal Process.*, vol. 67, no. 4, pp. 1034–1049, 2018.
- [41] T. M. Roddenberry and S. Segarra, "HodgeNet: Graph neural networks for edge data," in *Asilomar Conf. Signals, Systems, and Computers*, 2019, pp. 220–224.
- [42] J. Yang and S. Segarra, "Enhancing geometric deep learning via graph filter deconvolution," in *IEEE Global Conf. Signal and Info. Process. (GlobalSIP)*, Nov 2018, pp. 758–762.
- [43] E. Khalil, H. Dai, Y. Zhang, B. Dilkina, and L. Song, "Learning combinatorial optimization algorithms over graphs," in *Advances in Neural Info. Process. Systems*, 2017, pp. 6348–6358.
- [44] Z. Li, Q. Chen, and V. Koltun, "Combinatorial optimization with graph convolutional networks and guided tree search," in *Advances in Neural Info. Process. Systems*, 2018, pp. 539–548.
- [45] F. Scarselli, M. Gori, A. C. Tsoi, M. Hagenbuchner, and G. Monfardini, "The graph neural network model," *IEEE Trans. on Neural Networks*, vol. 20, no. 1, pp. 61–80, 2008.
- [46] P. W. Battaglia *et al.*, "Relational inductive biases, deep learning, and graph networks," preprint *arXiv:1806.01261*, 2018.
- [47] Z. Wu, S. Pan, F. Chen, G. Long, C. Zhang, and S. Y. Philip, "A comprehensive survey on graph neural networks," *IEEE Trans. on Neural Networks and Learning Systems*, 2020.
- [48] S. Liu, P.-Y. Chen, B. Kailkhura, G. Zhang, A. O. Hero III, and P. K. Varshney, "A primer on zeroth-order optimization in signal processing and machine learning: Principals, recent advances, and applications," *IEEE Signal Process. Mag.*, vol. 37, no. 5, pp. 43–54, 2020.
- [49] M. V. Pogančić, A. Paulus, V. Musil, G. Martius, and M. Rolinek, "Differentiation of blackbox combinatorial solvers," in *Intl. Conf. Learn. Repres. (ICLR)*, 2019.
- [50] J. T. Linderoth and M. W. Savelsbergh, "A computational study of search strategies for mixed integer programming," *INFORMS Journal on Computing*, vol. 11, no. 2, pp. 173–187, 1999.
- [51] G. J. Woeginger, "Exact algorithms for NP-hard problems: A survey," in *Combinatorial optimization—eureka, you shrink!*, M. Jünger, G. Reinelt, and G. Rinaldi, Eds. Berlin, Germany: Springer, 2003, pp. 185–207.
- [52] J. S. Warren and I. V. Hicks, "Combinatorial branch-and-bound for the maximum weight independent set problem," *Relatório Técnico, Texas A&M University, Citeseer*, vol. 9, p. 17, 2006.
- [53] J. Puchinger and G. R. Raidl, "Combining metaheuristics and exact algorithms in combinatorial optimization: A survey and classification," in *Intl. work-conf. on the interplay between natural and artificial comput.* Springer, 2005, pp. 41–53.
- [54] K. Verhetsel, "Solving the maximum weight independent set problem: application to indirect hex-mesh generation," Master's thesis, Ecole polytechnique de Louvain, Université catholique de Louvain, 2017.

- [55] S. Lamm, C. Schulz, D. Strash, R. Williger, and H. Zhang, "Exactly solving the maximum weight independent set problem on large real-world graphs," in *Proc. of the 21st Workshop on Algo. and Exper. (ALENEX)*. SIAM, 2019, pp. 144–158.
- [56] G. O. LLC, "Gurobi optimizer reference manual," 2020. [Online]. Available: <http://www.gurobi.com>
- [57] W. Pullan, "Phased local search for the maximum clique problem," *J. Comb. Optim.*, vol. 12, no. 3, pp. 303–323, 2006.
- [58] —, "Optimisation of unweighted/weighted maximum independent sets and minimum vertex covers," *Discrete Optimization*, vol. 6, no. 2, pp. 214–219, 2009.
- [59] Q. Wu, J.-K. Hao, and F. Glover, "Multi-neighborhood tabu search for the maximum weight clique problem," *Annals of Operations Research*, vol. 196, no. 1, pp. 611–634, 2012.
- [60] U. Benlic and J.-K. Hao, "Breakout local search for the quadratic assignment problem," *Applied Mathematics and Computation*, vol. 219, no. 9, pp. 4800–4815, 2013.
- [61] J. Choi, S. Oh, and J. Kim, "Energy-efficient cluster head selection via quantum approximate optimization," *Electronics*, vol. 9, no. 10, p. 1669, 2020.
- [62] T. Ameen ur Rahman, M. S. Hassan, and M. H. Ismail, "A queue-length based approach to metropolized hamiltonians for distributed scheduling in wireless networks," in *Wireless Telecom. Symp. (WTS)*, 2020, pp. 1–6.
- [63] A. Mittal, A. Dhawan, S. Manchanda, S. Medya, S. Ranu, and A. Singh, "Learning heuristics over large graphs via deep reinforcement learning," *arXiv preprint arXiv:1903.03332*, 2019.
- [64] D. Selsam, M. Lamm, B. Bünz, P. Liang, L. de Moura, and D. L. Dill, "Learning a SAT solver from single-bit supervision," in *Intl. Conf. Learn. Repres. (ICLR)*, 2019.
- [65] M. Prates, P. H. Avelar, H. Lemos, L. C. Lamb, and M. Y. Vardi, "Learning to solve NP-complete problems: A graph neural network for decision TSP," in *Proc. of the AAAI Conf. on Artificial Intelligence*, vol. 33, 2019, pp. 4731–4738.
- [66] J. M. Tönshoff, M. Ritzert, H. Wolf, and M. Grohe, "Graph neural networks for maximum constraint satisfaction," *Frontiers in Artificial Intelligence*, vol. 3, p. 98, 2020.
- [67] M. Böhler, O. Kibig, M. Taraz, S. Cohen, K. Seidel, and T. Friedrich, "What's wrong with deep learning in tree search for combinatorial optimization," in *Intl. Conf. Learn. Repres. (ICLR)*, 2022.
- [68] J. Yang, S. C. Draper, and R. Nowak, "Learning the interference graph of a wireless network," *IEEE Trans. Signal Inf. Process. Netw.*, vol. 3, no. 3, pp. 631–646, 2016.
- [69] X. Lin and S. Rasool, "A distributed joint channel-assignment, scheduling and routing algorithm for multi-channel ad-hoc wireless networks," in *IEEE Intl. Conf. on Computer Comms. (INFOCOM)*, 2007, pp. 1118–1126.
- [70] V. Bhandari and N. H. Vaidya, "Scheduling in multi-channel wireless networks," in *Intl. Conf. on Distributed Computing and Networking (ICDCN)*. Springer, 2010, pp. 6–17.
- [71] Z. Zhao, G. Verma, C. Rao, A. Swami, and S. Segarra, "Supplemental materials for link scheduling using graph neural networks," 2021.
- [72] D. Bertsekas, "Rollout, policy iteration, and distributed reinforcement learning," *Athena Scientific*, vol. 1, 2020.
- [73] A. Kako, T. Ono, T. Hirata, and M. M. Halldórsson, "Approximation algorithms for the weighted independent set problem in sparse graphs," *Discrete Applied Mathematics*, vol. 157, no. 4, pp. 617–626, 2009.
- [74] D. Silver, G. Lever, N. Heess, T. Degris, D. Wierstra, and M. Riedmiller, "Deterministic policy gradient algorithms," in *International conference on machine learning (ICML)*. PMLR, 2014, pp. 387–395.
- [75] P. Erdős and A. Rényi, "On random graphs I," *Publ. Math. Debrecen* 6, pp. 290–297, 1959.
- [76] R. Albert and A.-L. Barabási, "Statistical mechanics of complex networks," *Rev. Mod. Phys.*, vol. 74, pp. 47–97, Jan 2002.




Zhongyuan Zhao (S'13–M'18) received his B.Sc. and M.S. degrees in Electronic Engineering from the University of Electronic Science and Technology of China, Chengdu, China, in 2006 and 2009, respectively. He received his Ph.D. degree in Computer Engineering from the University of Nebraska-Lincoln, Lincoln, NE, in 2019, under the guidance of Prof. Mehmet C. Vuran. From 2009 to 2013, he worked for ArrayComm and Ericsson, respectively, as an engineer developing 4G base-station. Currently, he is a postdoctoral research associate at the Department of Electrical and Computer Engineering of Rice University, advised by Prof. Santiago Segarra. Dr. Zhao's current research interests focus on machine learning and signal processing for wireless communications and networking.



Gunjan Verma received the B.S. degree in mathematics, computer science, and economics from Rutgers University, the M.A. degree in computational biology from Duke University, and the M.S. degree in mathematics from Johns Hopkins University. He is currently a Computer Scientist with the U.S. Army Research Laboratory (ARL), Adelphi, MD, USA. His research interests include Bayesian statistics and machine learning and their application to problems in networking, communications, and robotics.



Chirag Rao received the B.S. degree in electrical and computer engineering (ECE) from Cornell University in 2013, and the M.S. degree in computer science from Johns Hopkins University in 2018. He is currently pursuing the Ph.D. degree with the Laboratory for Information and Decision Systems (LIDS), Massachusetts Institute of Technology. Since 2013, he has been a Researcher with the U.S. Army Research Laboratory. His research interests include wireless networking and multi-agent systems, leveraging applied probability, optimization, and machine learning to analyze and develop algorithms and protocols for wireless networks.



Ananthram Swami (Life Fellow, IEEE) received the B.Tech. degree from IIT-Bombay, the M.S. degree from Rice University, and the Ph.D. degree from the University of Southern California (USC), all in electrical engineering. Prior to joining ARL, he held positions with Unocal Corporation, USC, and CS-3. He has held visiting faculty positions at INP, Toulouse, and Imperial College, London. He is currently with the U.S. Army Research Laboratory as the Army's Senior Research Scientist (ST) for Network Science, and is an ARL fellow. His recent awards include the 2018 IEEE ComSoc MILCOM Technical Achievement Award and the 2017 Presidential Rank Award (Meritorious).



Santiago Segarra (Member, IEEE) received the B.Sc. degree (Hons.) (Valedictorian) in industrial engineering from the Instituto Tecnológico de Buenos Aires (ITBA), Argentina, in 2011, the M.Sc. in electrical engineering from the University of Pennsylvania (Penn), Philadelphia, in 2014 and the Ph.D. degree in electrical and systems engineering from Penn in 2016. From September 2016 to June 2018 he was a postdoctoral research associate with the Institute for Data, Systems, and Society at the Massachusetts Institute of Technology. Since July 2018, Dr. Segarra

has been an Assistant Professor in the Department of Electrical and Computer Engineering at Rice University. His research interests include network theory, data analysis, machine learning, and graph signal processing. He received the ITBA's 2011 Best Undergraduate Thesis Award in Industrial Engineering, the 2011 Outstanding Graduate Award granted by the National Academy of Engineering of Argentina, the 2017 Penn's Joseph and Rosaline Wolf Award for Best Doctoral Dissertation in Electrical and Systems Engineering, the 2020 IEEE Signal Processing Society Young Author Best Paper Award, the 2021 Rice's School of Engineering Research + Teaching Excellence Award, and five best conference paper awards.

Supplemental Materials for Link Scheduling using Graph Neural Networks

Zhongyuan Zhao, Gunjan Verma, Chirag Rao, Ananthram Swami, and Santiago Segarra

I. CENTRALIZED GREEDY SOLVER

A centralized greedy solver (CGS), denoted by function $\hat{v}_{Gr} = g_c(\mathcal{G}, \mathbf{u})$, builds the approximate solution \hat{v}_{Gr} to the MWIS problem in an iterative fashion by first adding to \hat{v}_{Gr} the vertex with the largest utility, deleting its neighbors as potential candidates, and repeating this procedure until all vertices are either added to \hat{v}_{Gr} or deleted, as detailed in Algorithm 1.

Algorithm 1 Centralized greedy solver $\hat{v}_{Gr} = g_c(\mathcal{G}, \mathbf{u})$

Input: \mathcal{G}, \mathbf{u}
Output: \hat{v}_{Gr}

- 1: $\hat{v}_{Gr} \leftarrow \emptyset; \mathcal{G}'(\mathcal{V}', \mathcal{E}') \leftarrow \mathcal{G}(\mathcal{V}, \mathcal{E})$
- 2: **while** $\mathcal{G}' \neq \emptyset$ **do**
- 3: $v = \operatorname{argmax}_{v_i \in \mathcal{V}'} u(v_i)$
- 4: $\hat{v}_{Gr} \leftarrow \hat{v}_{Gr} \cup \{v\}$
- 5: $\mathcal{G}' \leftarrow \mathcal{G}' \setminus (\hat{v}_{Gr} \cup \mathcal{N}(\hat{v}_{Gr}))$
- 6: **end while**

II. GCN-GUIDED CENTRALIZED RANDOM TREE SEARCH

The GCN-guided centralized random tree search (GCN-CRTS) is modified from a similar solver of the unweighted MIS problem [2]. The basic idea of GCN-CRTS is to reach as many random terminal nodes as possible in a given time interval to increase its chance of finding a good solution from them.

A. Iterative Framework

Compared to GCN-CRS in the main manuscript [3], the GCN-CRTS has a similar iterative algorithmic framework, as illustrated in Fig. 1, and the same definition of search tree. The possible transitions of the state of each iteration form a search tree, as illustrated in Fig 1(b). The solver finds an approximate solution by traversing from the root of the search tree to a terminal state.

Z. Zhao and S. Segarra are with the Department of Electrical and Computer Engineering, Rice University, USA. e-mails: {zhongyuan.zhao, segarra}@rice.edu

G. Verma, C. Rao, and A. Swami are with the US Army's DEVCOM Army Research Laboratory, USA. e-mails: {gunjan.verma.civ, chirag.r.rao.civ, ananthram.swami.civ}@mail.mil.

Research was sponsored by the Army Research Office and was accomplished under Cooperative Agreement Number W911NF-19-2-0269. The views and conclusions contained in this document are those of the authors and should not be interpreted as representing the official policies, either expressed or implied, of the Army Research Office or the U.S. Government. The U.S. Government is authorized to reproduce and distribute reprints for Government purposes notwithstanding any copyright notation herein.

Preliminary results were presented in [1].

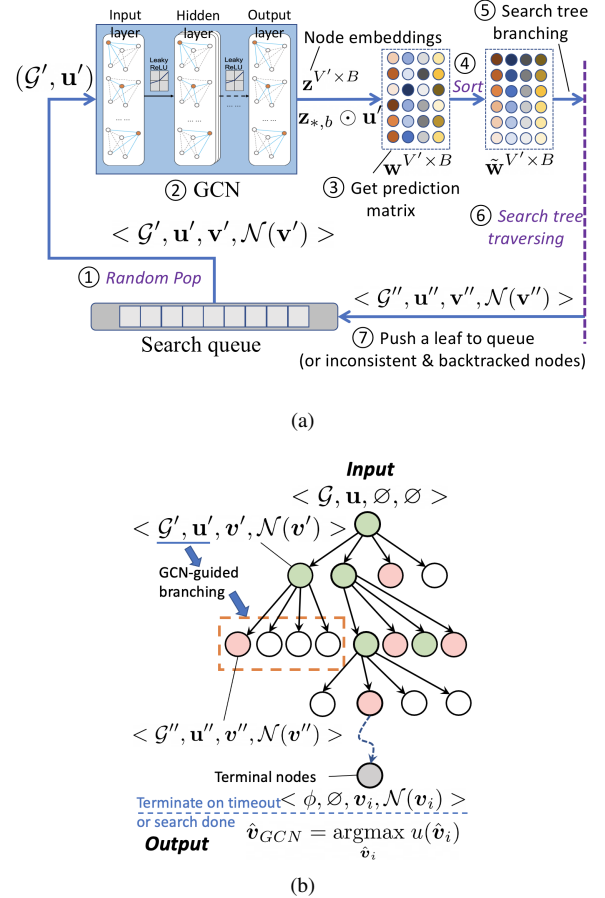


Fig. 1: Architecture of GCN-based centralized MWIS solvers. (a) Iterative framework of GCN-guided tree search. (b) Random tree search with timeout, where the consistent and inconsistent nodes are marked by green and red, respectively.

On initialization, the root node is pushed into the search queue. In each iteration, the solver expands a non-terminal node and proceeds to a child node in 7 steps, as illustrated in Fig. 1(a). In step 1, a non-terminal node $\langle \mathcal{G}', \mathbf{u}', v', \mathcal{N}(v') \rangle$ is randomly popped from the search queue, of which the enclosed residual graph \mathcal{G}' and residual utility vector \mathbf{u}' are fed into the GCN. In step 2, based on the inputs of \mathcal{G}' and \mathbf{u}' , the GCN generates the node embedding matrix $\mathbf{Z}' \in [0, 1]^{V' \times B}$, which collects the topology-aware scaling factor $\mathbf{Z}'_{v,b} = z'_b(v)$ for all $v \in \mathcal{V}'$ and $b \in \{1, \dots, B\}$, as $\mathbf{Z}' = \Psi_{\mathcal{G}'}(\mathbf{u}'; \Xi)$, where B is the branching factor of the search tree configured to create a large search tree with a large amount of distinct terminal nodes, $\Psi_{\mathcal{G}'}$ is an L -layered GCN defined on the graph \mathcal{G}' , \mathbf{u}' is the residual utility vector, and Ξ represents the collection of

trainable parameters of the GCN. In step 3, a prediction matrix $\mathbf{W}' \in \mathbb{R}^{V' \times B}$ is created from \mathbf{Z}' and \mathbf{u}' , of which an element $\mathbf{W}'_{v,b} = w'_b(v) = z'_b(v) \cdot u'(v)$ represents the topology-aware utility of vertex v . In step 4, each column of the prediction matrix is sorted in descending order. More precisely, denoting by $\mathbf{X}_{*,i}$ the i th column of the generic matrix \mathbf{X} , we obtain the sorted prediction matrix $\tilde{\mathbf{W}}'_{*,b} = \text{sort}(\mathbf{W}'_{*,b})$ and the sorted vertex matrix $\tilde{\mathbf{V}}'_{*,b} = \text{argsort}(\mathbf{W}'_{*,b})$, as illustrated in Fig. 1(a) where elements in \mathbf{W}' and $\tilde{\mathbf{W}}'$ with larger values are represented by darker colors. Next, in step 5, up to B prediction vertices are extracted from the sorted vertex matrix $\tilde{\mathbf{V}}'$ to create the B branches (next states) of the current node (current state) in the search tree, respectively. The child node $\langle \mathcal{G}'', \mathbf{u}'', \mathbf{v}'', \mathcal{N}(\mathbf{v}'') \rangle$ on a branch is generated based on one of the B prediction vertices, denoted as v , as follows:

$$\mathcal{G}'' = \mathcal{G}' \setminus (v \cup \mathcal{N}(v)), \mathbf{v}'' = \mathbf{v}' \cup \{v\}. \quad (1)$$

In step 6, the solver selects one of the B children nodes to proceed according to the traversing strategy detailed in Sections II-C. Lastly, in step 7, if the selected child node (next state) is a non-terminal node, it is pushed into the search queue as a new leaf in the search tree.

B. Graph Convolutional Network Design

The GCN in GCN-CRTS has the same input and hidden layers as the GCN in the main manuscript [3], and a slightly different output structure. The output layer of GCN has a dimension of $g_L = 2B$, with sigmoid/softmax activation applied to B pairs of logits. In each pair of logits for vertex v , the first element is the probability that $v \in \mathbf{v}^*$ and the second element is probability that $v \notin \mathbf{v}^*$, where \mathbf{v}^* is an MWIS for input $(\mathcal{G}', \mathbf{u}')$. The node embedding matrix $\mathbf{Z}' \in [0, 1]^{V' \times B}$ is obtained by extracting the first elements of the B pairs of logits for all $v \in \mathcal{V}'$. The GCN is trained by supervised learning, as detailed in Section II-C.

C. Random Tree Search

At step 6 of each algorithmic iteration described in Section II-A, the GCN-CRTS traverses the search tree as follows: First, a column $b \in \{1, \dots, B\}$ of the sorted vertex matrix $\tilde{\mathbf{V}}'$ is selected uniformly at random. Then, a depth first search is performed by testing the vertices in $\tilde{\mathbf{V}}'_{*,b}$ one by one according to (1), until reaching a terminal node (gray node in Fig. 1(b)) or an inconsistent node (pink nodes in Fig. 1(b)). If the tested vertex $v \in \mathcal{N}(\mathbf{v}'')$, the node $\langle \mathcal{G}'', \mathbf{u}'', \mathbf{v}'', \mathcal{N}(\mathbf{v}'') \rangle$ is marked as inconsistent and pushed to the search queue in Fig. 1. To ensure that all terminal nodes could be reached, a backtracking mechanism is employed so that each consistent node can also be pushed to the search queue with some prescribed probability. The search is terminated on timeout or the condition of all terminal nodes being reached, and the output is the best solution observed throughout the tree search

$$\hat{\mathbf{v}}_{GCN} = \underset{\hat{\mathbf{v}}_i}{\operatorname{argmax}} u(\hat{\mathbf{v}}_i), \quad (2)$$

where $\hat{\mathbf{v}}_i$ is the solution from the i th terminal node being reached. The GCN-CRTS is detailed in Algorithm 2. To

Algorithm 2 GCN-guided Centralized Random Tree Search

Input: \mathcal{G}, \mathbf{u}
Output: $\hat{\mathbf{v}}_{GCN}$

Require: $B, p_b \in [0, 1], \text{MaxRunTime}$

- 1: Initialize search queue $\mathcal{Q} \leftarrow \{\langle \mathcal{G}, \mathbf{u}, \emptyset, \emptyset \rangle\}$
- 2: Initialize set of candidate solutions $\mathcal{C} \leftarrow \emptyset$
- 3: **while** $\mathcal{Q} = \emptyset$ or Timeout **do**
- 4: $\langle \mathcal{G}', \mathbf{u}', \mathbf{v}', \mathcal{N}(\mathbf{v}') \rangle = \text{RandomPop}(\mathcal{Q})$
- 5: $\mathbf{Z}' = \Psi_{\mathcal{G}'}(\mathbf{u}'; \Xi)$
- 6: **for all** $b \in \{1, \dots, B\}$ **do**
- 7: $\mathbf{W}'_{*,b} = \mathbf{Z}'_{*,b} \odot \mathbf{u}'$
- 8: $\tilde{\mathbf{V}}'_{*,b} = \text{ArgSortDescending}(\mathbf{W}'_{*,b})$
- 9: $\langle \mathcal{G}'', \mathbf{u}'', \mathbf{v}'', \mathcal{N}(\mathbf{v}'') \rangle \leftarrow \langle \mathcal{G}', \mathbf{u}', \mathbf{v}', \mathcal{N}(\mathbf{v}') \rangle$
- 10: **for** $j = 1, \dots, |\mathcal{V}'|$ **do**
- 11: $v = \tilde{\mathbf{V}}'_{j,b}$
- 12: **if** $v \notin \mathcal{N}(\mathbf{v}'')$ **then**
- 13: $\mathcal{G}'' \leftarrow \mathcal{G}' \setminus (\{v\} \cup \mathcal{N}(v)), \mathbf{v}'' \leftarrow \mathbf{v}' \cup \{v\}$
- 14: Draw $p \in \mathbb{U}(0, 1)$, stop \leftarrow False
- 15: **else**
- 16: $\mathcal{G}'' \leftarrow \mathcal{G}' \setminus \{v\}, \mathbf{v}'' \leftarrow \mathbf{v}'$
- 17: $p \leftarrow 1$, stop \leftarrow True
- 18: **end if**
- 19: **if** $\mathcal{G}'' \neq \phi$ and $p < p_b$ **then**
- 20: $\mathcal{Q} \leftarrow \mathcal{Q} \cup \{\langle \mathcal{G}'', \mathbf{u}'', \mathbf{v}'', \mathcal{N}(\mathbf{v}'') \rangle\}$
- 21: **else**
- 22: $\mathcal{C} \leftarrow \mathcal{C} \cup \{\mathbf{v}''\}$
- 23: **end if**
- 24: **if** stop **then**
- 25: break;
- 26: **end if**
- 27: **end for**
- 28: **end for**
- 29: **end while**
- 30: $\hat{\mathbf{v}}_{GCN} = \underset{\hat{\mathbf{v}} \in \mathcal{C}}{\operatorname{argmax}} u(\hat{\mathbf{v}})$

improve the quality of the solution, the search tree can be traversed by multiple parallel threads (i.e., parallel for loop start from line 6 in Algorithm 2) that share the same search queue to reach more terminal nodes before timeout.

D. Training

The GCN in GCN-CRTS is trained by supervised learning with a loss function [2]

$$\ell(\Xi; \mathcal{G}, \mathbf{u}, \mathbf{y}) = \min_{b=1}^B \frac{1}{V} \sum_{v=1}^V \mathcal{C}(\mathbf{y}_v, \mathbf{Z}_{v,b}), \quad (3)$$

where $\mathbf{y} \in \{0, 1\}^V$ is the label vector ($\mathbf{y}_v = 1$ if $v \in \mathbf{v}^*$ and 0 otherwise) and $\mathcal{C}(y, z) = -[y \log(z) + (1 - y) \log(1 - z)]$ is the cross entropy function. Synthetic random graphs are used as the training data. Since obtaining the optimal solution is NP-hard, the label vector \mathbf{y} is generated by heuristics for computational efficiency. Specifically, the labels are generated by selecting the best solution from two guiding heuristics: linear programming [4] and centralized greedy solver. Thanks to the iterative framework and nature of GCN, the GCN-CRTS

Algorithm 3 GCN-guided Centralized Greedy Search

Input: \mathcal{G}, \mathbf{u}
Output: \hat{v}_{GCN}

- 1: Initialize search queue $\mathcal{Q} \leftarrow \{ \langle \mathcal{G}, \mathbf{u}, \emptyset, \emptyset \rangle \}$
- 2: **while** $\mathcal{Q} = \emptyset$ **do**
- 3: $\langle \mathcal{G}', \mathbf{u}', \mathbf{v}', \mathcal{N}(\mathbf{v}') \rangle = \text{RandomPop}(\mathcal{Q})$
- 4: $\mathbf{z}' = \Psi_{\mathcal{G}'}(\mathbf{u}'; \Xi)$
- 5: $v = \operatorname{argmax}_{v_i \in \mathcal{V}'} z'(v_i)$
- 6: $\mathcal{G}'' = \mathcal{G}' \setminus (v \cup \mathcal{N}(v))$, $\mathbf{v}'' = \mathbf{v}' \cup \{v\}$
- 7: **if** $\mathcal{G}'' \neq \emptyset$ **then**
- 8: $\mathcal{Q} \leftarrow \mathcal{Q} \cup \{ \langle \mathcal{G}'', \mathbf{u}'', \mathbf{v}'', \mathcal{N}(\mathbf{v}'') \rangle \}$
- 9: **else**
- 10: $\hat{v}_{\text{GCN}} \leftarrow \mathbf{v}''$
- 11: **end if**
- 12: **end while**

can generalize and outperform the training graphs and labels in terms of size [2] and quality. However, the GCN-CRTS will take a relatively long time to find a good solution (e.g., several minutes), therefore is not suitable for link scheduling.

III. GCN-GUIDED CENTRALIZED GREEDY SEARCH

Compared to GCN-CRTS, GCN-guided centralized greedy search (*GCN-CGS*) can reach a good terminal node quickly, thus suitable for link scheduling. The GCN-CGS is modified from the deep Q network in [5] by replacing the Node2Vec module with a GCN, with implementation detailed in Algorithm 3 and explained as follows.

The iterative framework of GCN-CGS is almost identical to that of GCN-CRS with only two exceptions: 1) The branching factor $B = |\mathcal{V}'|$ is no longer a hyperparameter. 2) Instead of \mathbf{w}' , the node embedding $\mathbf{z}' \in \mathbb{R}^{V'}$ is directly used as the vector of Q values of the action space. For a non-terminal node $\langle \mathcal{G}', \mathbf{u}', \mathbf{v}', \mathcal{N}(\mathbf{v}') \rangle$ in the search tree, the observation of the agent is $x' = (\mathcal{G}', \mathbf{u}')$, where \mathcal{G}' is the residual graph, \mathbf{u}' is the corresponding utility vector, and the action space \mathcal{A}' of the agent is the vertex set \mathcal{V}' of the graph \mathcal{G}' . With the input $(\mathcal{G}', \mathbf{u}')$, the GCN generates the node embedding \mathbf{z}' as the Q values of the action space, based on which the action is selected by an ϵ -greedy policy. The next state $x'' = (\mathcal{G}'', \mathbf{u}'')$ is generated according to (1). The search terminates upon reaching a terminal node.

The GCN is trained by finite-horizon reinforcement learning with a discount rate of 1.0. The reward is defined as $\gamma = 0$ for a non-terminal state, and $\gamma = u(\hat{v}_{\text{GCN}})/u(\hat{v}_{\text{Gr}})$ for a terminal state, where \hat{v}_{Gr} is obtained by the vanilla centralized greedy solver. In each iteration, the tuple of $\langle x', \mathcal{A}', \gamma, x'', \text{done} \rangle$ is saved to the replay buffer of the agent, where *done* is a boolean variable indicating if x' is on a terminal node. The GCN is trained by standard experience replay as used in deep Q learning. The exploration rate ϵ is initialized to 1 and decays exponentially during training, and set to 0 for testing and deployment. The GCN-CGS is enabled by the fact that a GCN can have state and action space of any dimensions.

Algorithm 4 GCN-LGS-it

Input: $\mathcal{G}, \mathbf{S}, \mathbf{u}$
Output: \hat{v}_{GCN}

- 1: $\hat{v}_{\text{GCN}} \leftarrow \emptyset$; $\mathcal{G}'(\mathcal{V}', \mathcal{E}') \leftarrow \mathcal{G}(\mathcal{V}, \mathcal{E})$; $\mathbf{m} = \mathbf{0}$
- 2: **while** $\mathcal{G}' \neq \emptyset$ **do**
- 3: $\mathbf{z}' = \Psi_{\mathcal{G}'}(\mathbf{S}'; \Xi)$
- 4: $\mathbf{w}' = \mathbf{u}' \odot \mathbf{z}'$
- 5: **for all** $v \in \mathcal{V}'$ **do**
- 6: v exchanges $w'(v)$ with its neighbors $\forall v_i \in \mathcal{N}_{\mathcal{G}'}(v)$
- 7: **if** $w'(v) > \max_{v_i \in \mathcal{N}_{\mathcal{G}'}(v)} w'(v_i)$ **then**
- 8: $m(v) \leftarrow +1$, v broadcasts a control message
- 9: $m(v_i) \leftarrow -1, \forall v_i \in \mathcal{N}_{\mathcal{G}'}(v)$
- 10: **end if**
- 11: **end for**
- 12: $\hat{v}_{\text{Gr}} \leftarrow \{v | v \in \mathcal{V}', m(v) = 1\}$
- 13: $\mathcal{V}' \leftarrow \{v | v \in \mathcal{V}', m(v) = 0\}$, update \mathcal{G}' with new \mathcal{V}'
- 14: **end while**

IV. DISTRIBUTED SCHEDULER: GCN-LGS-IT

The *GCN-LGS-it* solver, as detailed in Algorithm 4, can further improve the performance over the baseline GCN-LGS at the cost of higher local communication complexity. In GCN-LGS-it, the GCN is placed before each inner iteration of LGS (lines 3-4 in Algorithm 4), so that the input of the LGS iteration $\mathbf{w}' = \mathbf{z}' \odot \mathbf{u}'$, where $\mathbf{z}' = \Psi_{\mathcal{G}'}(\mathbf{u}'; \Xi)$, is based on the residual graph $(\mathcal{G}', \mathbf{S}')$ from the previous iteration, rather than the input graph $(\mathcal{G}, \mathbf{S})$ as in the baseline GCN-LGS.

REFERENCES

- [1] Z. Zhao, G. Verma, C. Rao, A. Swami, and S. Segarra, "Distributed scheduling using graph neural networks," in *IEEE Int. Conf. on Acoustics, Speech and Signal Process. (ICASSP)*, 2021, pp. 4720–4724.
- [2] Z. Li, Q. Chen, and V. Koltun, "Combinatorial optimization with graph convolutional networks and guided tree search," in *Advances in Neural Info. Process. Systems*, 2018, pp. 539–548.
- [3] Z. Zhao, G. Verma, C. Rao, A. Swami, and S. Segarra, "Link scheduling using graph neural networks," in *submitted to IEEE Trans. on Wireless Commun.*, 2022.
- [4] A. Kako, T. Ono, T. Hirata, and M. M. Halldórsson, "Approximation algorithms for the weighted independent set problem in sparse graphs," *Discrete Applied Mathematics*, vol. 157, no. 4, pp. 617–626, 2009.
- [5] E. Khalil, H. Dai, Y. Zhang, B. Dilkina, and L. Song, "Learning combinatorial optimization algorithms over graphs," in *Advances in Neural Info. Process. Systems*, 2017, pp. 6348–6358.