

# Graph Attention Network Based Single-Pixel Compressive Direction of Arrival Estimation

Kürşat Tekbiyık, *Graduate Student Member, IEEE*, Okan Yurduseven, *Senior Member, IEEE*,  
Güneş Karabulut Kurt, *Senior Member, IEEE*

**Abstract**—In this paper, we present a single-pixel compressive direction of arrival (DoA) estimation technique leveraging a graph attention network (GAT) based deep-learning framework. The physical layer compression is achieved using a coded-aperture technique, probing the spectrum of far-field sources incident on the aperture using a set of spatio-temporally incoherent modes. This information is then encoded and compressed into the channel of the coded-aperture. The coded-aperture based receiver exhibits a single-channel, replacing the conventional multi-channel raster scan based solutions for DoA estimation. The GAT network enables the compressive DoA estimation framework to learn the DoA information directly from the measurements acquired using the coded-aperture. This step eliminates the need for an additional reconstruction step and significantly simplifies the processing layer to obtain the DoA estimate. We show that the presented GAT integrated single-pixel radar framework can retrieve high fidelity DoA information even under relatively low signal-to-noise ratio (SNR) levels.

**Index Terms**—Metasurface, compressive sensing, coded-aperture, graph attention networks, direction-of-arrival estimation.

## I. INTRODUCTION

Direction of arrival (DoA) estimation has been the subject of much research recently, particularly in the context of channel characterization for wireless communications [1, 2]. Conventional receiver architectures to facilitate DoA estimation leverage antenna array based solutions with a dedicated signal processing layer, such as MUSIC [3], ESPRIT [4], and SAGE [5]. An array architecture is conventionally sampled at the Nyquist limit,  $\lambda/2$  where  $\lambda$  is the wavelength in free-space. As a result, array based topologies require that the received signal is collected through each antenna element within the array. Such an approach can significantly increase the hardware complexity due to an excessive number of data acquisition channels, particularly when the electrical size of the aperture is large and the operating frequency is increased. Recently, the concept of compressive sensing has received significant traction as an enabling technology in millimeter-wave (mmW) imaging [6]. Compressive sensing can be facilitated

using single-pixel coded-apertures. The underlying principle behind this concept is that, instead of performing a point-by-point scan of the target space (or imaging domain), the scene information can be encoded onto spatio-temporally incoherent wave-chaotic modes radiated by single-pixel compressive coded-aperture antennas. It has been proven that such an approach can substantially simplify the physical layer architecture. Leveraging the fundamentals of the compressive sensing concept, the authors previously developed a compressive DoA estimation technique using a single-pixel coded-aperture [7] and a sparse array based receiver topology [8]. The single-pixel technique can successfully retrieve the DoA information of sources arbitrarily defined in the far-field of the aperture using only a single channel to acquire the data. Despite the success of these proof of concept studies and encouraging results obtained in these works, compressive DoA estimation concept currently suffers from two limitations: First, a priori knowledge of the fields radiated by the compressive antenna must be known. This suggests that a characterization step is needed to obtain the transfer function of the antenna. Second, the compressed signal received at the antenna channel needs to be interacted with the transfer function of the antenna to recover the DoA pattern. This suggests that a reconstruction step is needed. Both these steps are computationally expensive and pose a significant challenge for practical applications. The main motivation of this work is to develop a single-pixel DoA estimation technique leveraging a deep-learning layer to directly estimate the DoA information from the compressed channel measurements, eliminating the need for the reconstruction step altogether. To this end, we develop a Graph Attention Network (GAT) approach embedded within a coded-aperture based, single-pixel radar framework for DoA estimation. The contributions of the study on the way to provide ubiquitous and dense connectivity demanded by future wireless communication technologies are summarized as follows:

- C1 We propose a compressive, single-pixel framework that can significantly simplify the receiver physical layer architecture for DoA estimation.
- C2 We present the first deep learning based approach as applied to compressed channel measurements for DoA estimation. The proposed method is applied directly to the raw data measured at the compressed channel of the single-pixel receiver. We show that this aspect is vital to addressing the immediate challenges associated with the compressive DoA estimation concept.

Manuscript received xx; revised xx; accepted xx. The work of O. Yurduseven was supported by a research grant from the Leverhulme Trust under the Research Leadership Award RL-2019-019.

K. Tekbiyık is with the Department of Electronics and Communications Engineering, İstanbul Technical University, İstanbul, Turkey (e-mail: tekbiyik@itu.edu.tr).

O. Yurduseven is with the Centre for Wireless Innovation, Institute of Electronics, Communications and Information Technology (ECIT), Queen's University, Belfast, Belfast BT3 9DT, U.K. (e-mail: okan.yurduseven@qub.ac.uk).

G. Karabulut Kurt is with the Department of Electrical Engineering, Polytechnique Montréal, Montréal, Canada (e-mail: gunes.kurt@polymtl.ca).

C3 We analyze the performance of the GAT integrated single-pixel compressive DoA estimation technique under various signal-to-noise ratio (SNR) level conditions to present the potential of this technique for practical channel characterization.

The outline of this paper is as follows: In Section II, we explain GAT and the concept of compressive sensing as applied to DoA estimation. In Section III, we present the deep learning based single-pixel DoA estimation scheme integrated with GATs as an enabling learning approach. Finally, in Section V, we provide the concluding remarks.

## II. PRELIMINARIES

### A. Graph Attention Networks

Conventional deep learning methods such as CNN can perform accurate results on the demanding works. However, they suffer from data without grid-like structure. As a state-of-the-art method, graph neural networks (GNNs) have been recently proposed to deal with that point. By using graph structure and node features, GNNs can learn the representations of nodes and the graph. Furthermore, the composition of GNN with attention mechanism creates a more robust method, namely graph attention networks (GATs), with inductive learning capability. Therefore, it is expected that GATs can be utilized for the DoA problems due to the random position of the source and random propagation environment.

The fundamental part of a GAT is graph attention layer (GAL) with  $K$  input nodes. The input nodes are defined as follows:

$$\vartheta = \{\vec{\vartheta}_1, \vec{\vartheta}_2, \dots, \vec{\vartheta}_K\}, \vec{\vartheta}_i \in \mathbb{R}^F, \quad (1)$$

where  $F$  denotes the number of features in each node. At the output of GAL, the cardinality of the output set might differ from the input set. Therefore, let us denote the number of features of nodes as  $F'$  without loss of generality. In each GAL, a linear operation that is defined by a weight matrix,  $\mathbf{W} \in \mathbb{R}^{F \times F'}$ , transforms the input attributes of nodes to higher-level attributes. Following the linear transformation, self-attention on nodes is performed by the self-attention mechanism,  $a : \mathbb{R}^{F'} \times \mathbb{R}^{F'} \rightarrow \mathbb{R}$ . The attention mechanism computes attention coefficients as follows:

$$c_{ij} = a(\mathbf{W}\vec{\vartheta}_i, \mathbf{W}\vec{\vartheta}_j), \quad (2)$$

where the neighborhood between the  $i$ -th and  $j$ -th nodes is shown by  $c_{ij}$ . In other words, the attention coefficient shows how much of an effect the attributes of the  $j$ -th node have on the  $i$ -th node. By using the softmax function, we normalize the coefficients as follows:

$$\alpha_{ij} = \text{softmax}_j(c_{ij}) = \frac{\exp(c_{ij})}{\sum_{k \in \mathcal{N}_i} \exp(c_{ik})}, \quad (3)$$

where  $\mathcal{N}_i$  denoted neighborhood of  $i$ -th node, which is defined by a binary adjacency matrix  $\mathbf{A} \in \{0, 1\}^{K \times K}$ . Then, the convolution operation is performed over graph as follows:

$$\mathbf{Z} = \alpha \mathbf{X} \mathbf{W} + \mathbf{b}, \quad (4)$$

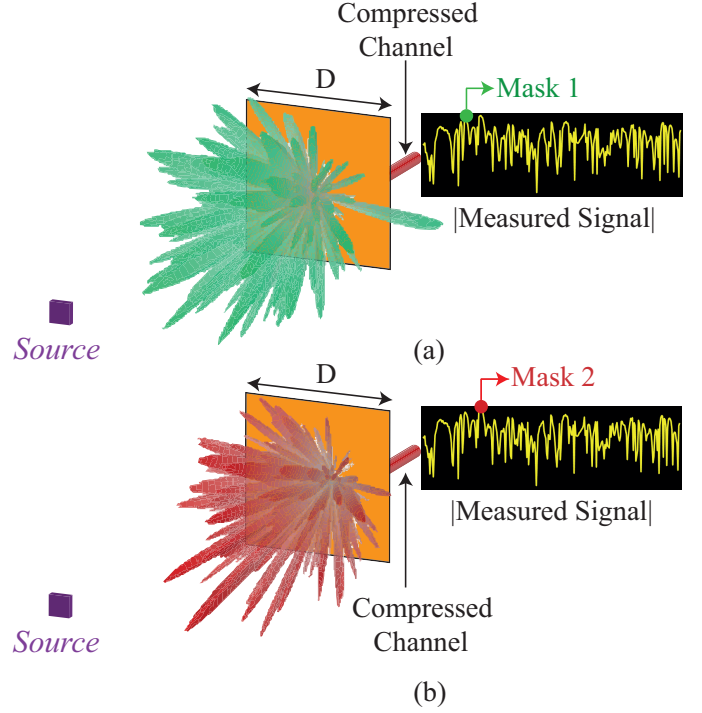


Fig. 1. Coded-aperture based compressive DoA estimation (a) mask 1 (b) mask 2. Whereas the measured signal is shown for all 2000 masks, the values for mask 1 and mask 2 are highlighted for this depiction.  $D = 25$  cm.

where  $\mathbf{X} \in \mathbb{R}^{K \times F}$  and  $\mathbf{b}$  are the node attributes matrix and the trainable bias vector, respectively. Finally, the graph is reduced to a single vector by global pooling layer [9]. It enables generalization of the network and decreases the number of representations. Thus, global pooling layer can avoid the network from overfitting. For more information on GAT and its previous application on channel estimation, we refer the readers to [10, 11], respectively.

### B. Compressive Sensing and DoA Estimation

Compressive sensing is a computational technique that can be used to solve a sparse problem from a reduced number of measurements [12, 13]. In Fig. 1, we demonstrate the compressive aperture concept facilitated for the DoA estimation problem.

The size of the synthesized aperture is  $D = 25$  cm and the operating frequency is chosen to be 28 GHz. The compressive aperture depicted in Fig. 1 is a coded-aperture, suggesting that it radiates spatio-temporally incoherent radiation patterns by means of reconfiguring the aperture [6]. In this concept, each aperture reconfiguration state can be considered a *mask* with each mask radiating a different radiation pattern. For the compressive DoA system depicted in Fig. 1, we use a total number of 2000 masks. As shown in Fig. 1, the aperture has a single channel for data acquisition. A significant advantage of the physical layer compression depicted in Fig. 1 can be appreciated when considering the same size aperture synthesized using an array topology. At the conventional  $\lambda/2$  limit, 0.54 cm, the aperture in Fig. 1 would require 2209 elements

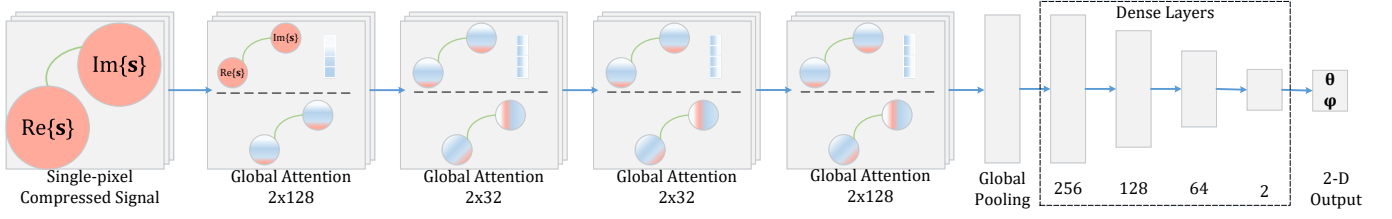


Fig. 2. The proposed GAT consists of four GALs and four dense layers respectively for creating feature maps over graph-structured data and regression analysis between features and 2-D angle values.

within the array with each element representing an individual data acquisition channel. Considering the compressive DoA estimation scenario presented in Fig. 1, the measured signal at the compressed channel can be represented as follows:

$$\mathbf{s}_{M \times 1} = \mathbf{E}_{M \times N} \mathbf{P}_{N \times 1} + \mathbf{n}_{M \times 1} \quad (5)$$

Eq. (5) is known as the forward-model. In Eq. (5),  $\mathbf{s}$  represents the acquired data at the compressed channel,  $\mathbf{E}$  is the radiated field (or the transfer function) of the coded-aperture,  $\mathbf{P}$  is the projection of the far-field source (or sources) on the aperture of the antenna and  $\mathbf{n}$  is the noise, which controls the SNR level in the acquired data. It should be mentioned here that the bold font here denotes the vector-matrix notation. In Eq. (5),  $M$  and  $N$  denote the number of masks and number of pixels in the far-field projection at the antenna aperture, respectively. From Eq. (5), by performing a phase compensation on the transfer function and applying the compensated transfer function to the compressed channel data, an estimate of the field projection pattern,  $\mathbf{P}_{est}$ , can be retrieved. To achieve this, several computational techniques, such as the least-squares method minimizing the objective function  $\|\mathbf{E}^\dagger \mathbf{s} - \mathbf{P}\|_2^2$ , where  $\dagger$  denotes the phase conjugation operator and  $\|\cdot\|_2$  denotes the Euclidean operator, can be used.

Analyzing Eq. (5), it can be seen that there are two fundamental challenges with the compressive DoA estimation technique. First, it is evident that the signal captured at the antenna channel is correlated to the far-field source through the transfer function of the antenna. As a result, achieving the DoA estimation using the compressive coded-aperture technique requires a prior knowledge of the antenna transfer function. This step makes it necessary to measure the radiated fields from the coded-aperture as part of a calibration step, requiring a hardware-intense, highly complex characterization process [14]. Moreover, in characterizing the transfer function of the antenna, an excellent phase accuracy is needed as any errors introduced to the transfer function of the antenna during the characterization process can significantly distort the forward-model in Eq. (5) [15]. Second, the DoA estimation requires that Eq. (5) be solved to recover  $\mathbf{P}_{est}$ . This reconstruction step can take a considerable amount of time, which is of particular concern for applications where the DoA estimation needs to be done in real-time. Alternatively, retrieving the DoA information directly from the compressed channel measurements can eliminate the requirement for the antenna transfer function knowledge and the necessity for the reconstruction step.

TABLE I  
THE PARAMETERS AND LAYOUT FOR THE PROPOSED GAT DOA ESTIMATOR.

Layers	Dimensions
Inputs	$\mathbf{X}$ $2 \times M$
	$\mathbf{A}$ $2 \times 2$
Labels	$\mathbf{y}$ $2 \times 1$
Graph Attention 1	$2 \times 128$
Graph Attention 2	$2 \times 32$
Graph Attention 3	$2 \times 32$
Graph Attention 4	$2 \times 128$
Global Attention Pool	128
Dense 1	256
Dense 2	128
Dense 3	64
Dense 4	2
Parameters	Values
Activation	ReLU
Optimizer	RMSprop
Loss	MAE
Learning Rate	5e-6
L <sub>2</sub> Regularization	5e-4

### III. SINGLE-PIXEL 2-D DOA WITH GATs

To address the challenges of the compressive DoA estimation concept, it is desirable that an alternative technique is developed that can work with the channel data without the need to process the forward-model of Eq. (5). Such a technique can eliminate the need to consider the DoA estimation problem as a reconstruction problem. Therefore, the ultimate goal of this work is to develop a GAT based deep learning solution that can directly learn from the compressed channel data.

GAT has been recently proposed for learning over graph-structural data by exploiting the self-attention mechanism. In this study, GATs are utilized to deduce the relation between compressed channel data and DoA of the received signal.

First, we converted the received compressive signal into graph structural data given with  $\mathbf{X}$  by mapping the imaginary and real parts of the signal into the attributes of graph nodes as follows:

$$\mathbf{X} = [\text{Re}\{\mathbf{s}\}; \text{Im}\{\mathbf{s}\}]. \quad (6)$$

Also, we defined adjacency relation between both nodes with an adjacency matrix,  $\mathbf{A}$ , which is a  $2 \times 2$  minor diagonal matrix (i.e.,  $K = 2$ ).  $\mathbf{A}$  defines a graph without any self-linked edge. In other words, only a simple graph is defined. This simple graph allows a relationship to be held in terms of

phase information over the relation between real and imaginary attributes of the nodes. Moreover, it allows to weight this information with an attention mechanism. The label input is also defined as:  $\mathbf{y} = [\theta; \varphi]$ .

In this study, 4 consecutive GALs are employed to learn features over the graph. In the sequel, we used a graph attention pooling to generalize the network and avoid it from overfitting. The proposed model also utilizes 4 dense layers for the regression of the compressed signals over the angle pairs. The proposed GAT architecture for 2-D DoA is illustrated in Fig. 2. For nonlinearity, ReLU is chosen as activation function in each layer. Mean absolute error (MAE) is used as a loss function in this network since it provides a suitable metric for use in DoA estimation problems by its nature. As RMSprop has been proposed for fast and robust optimization [16], it was preferred for the optimization method of the model in this study. The learning rate of optimizer has been set to  $5 \times 10^{-6}$ . It is worth noting that performance evaluation of other optimization methods for the problem addressed by this study is an open issue for future studies. Details of the proposed model are summarized in Table I.

Applying the procedure mentioned below, we created the training and test datasets for varying numbers of antenna masks. Hence, it should be noted that the number of features of each node,  $F$ , is set to  $M$ . For the training dataset, compressed signals with both 50 dB SNR and 2-D DoA values (i.e., azimuth and elevation angles) which are uniformly distributed between  $-30$  and  $30$  degrees with 1-degree steps were prepared using varying numbers of antenna masks. To keep the number of sample received signals for each azimuth and elevation angle pairs sufficient to be learned, we chose the number of sample compressed signals as 50000. Thus, the number of signals for each angle pair is nearly over 10. The dataset is publicly available in [17].

The network is trained with the data detailed above through 500 epochs unless early stopping is activated. Non-decreasing loss for 20 epochs evokes early stopping in this configuration. Thus, early stopping, besides  $L_2$ -regularization, prevents the network from overfitting.

#### IV. NUMERICAL RESULTS

The performance evaluation of the trained model is investigated for various number antenna masks. For performance evaluation, a test dataset has been created at varying SNR levels and number of antenna masks. The test dataset consists of 5000 single-pixel compressed signals received by metasurface aperture at each SNR level that is between  $-20$  and  $30$  dB. It should be noted that despite using signals at a high SNR level (i.e. 50 dB) during training, the test process has been carried out under more demanding conditions (i.e. lower SNR). As detailed in Section III, test data was also transformed to graph representation by defining the nodes and adjacency relation. 5000 signals almost guarantee that one of each pair of angles is in the set. Thus, the results shows an average performance for whole spatial scope.

The initial results regarding the proof of concept method proposed in this study demonstrate robust and high performance without any knowledge of the antenna transfer function

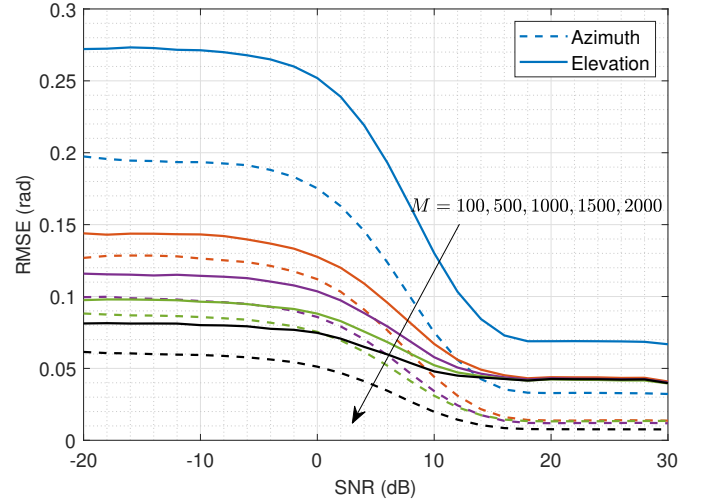


Fig. 3. RMSE for GAT-based 2-D DoA estimation with respect to SNR for varying numbers of antenna masks. Dashed and solid lines with the same color represent the performance for azimuth and elevation angle pairs,  $\theta$  and  $\varphi$ .

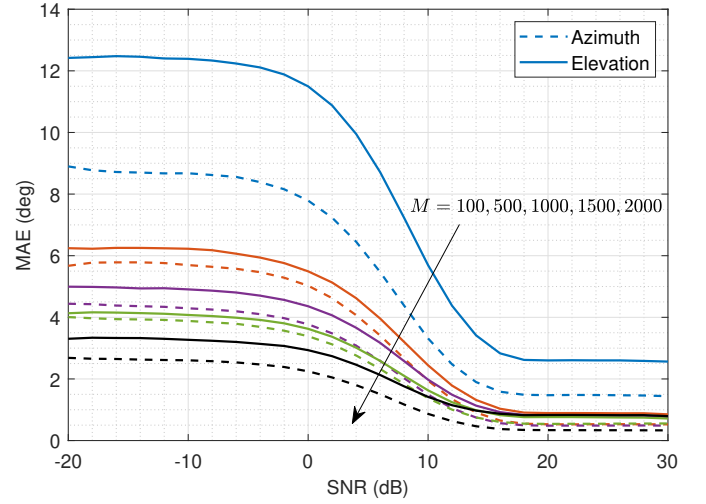


Fig. 4. MAE for GAT-based 2-D DoA estimation with respect to SNR for varying numbers of antenna masks. Dashed and solid lines with the same color represent the performance for azimuth and elevation angle pairs,  $\theta$  and  $\varphi$ .

and reconstruction step. The results given in Fig. 3 show that even when the number of antenna masks is limited to 100, GAT is able to estimate the elevation and azimuth DoAs of the source with root mean square errors (RMSEs) of 0.07 and 0.03 radians, respectively. Increasing the number of antenna masks improves the estimation accuracy whereas the computational complexity also increases. For example, GAT using more than 500 masks achieves 0.045 and 0.015 radians RMSE at 10 dB SNR for elevation and azimuth, respectively. It is observed that the estimation performance cannot improve while SNR value is increasing beyond 10 dB. The reason for this phenomena is that the spatial scope is sampled with 1° step. Spatial sampling being a limiting factor can be clearly seen in Fig. 4. It is known that the smallest MAE value for 1° interval is 0.5°. Fig. 4 shows that the results converge to the optimum value when

more than 10 dB SNR is used and more than 100 masks are used. Oversampling might improve the estimation accuracy of GAT, however, the training process would require more time and higher computational capacity due to increased data size.

As seen in the results, the elevation estimation is slightly less accurate than the azimuth. The phenomena behind this situation can be explained by the masks antenna pattern diversity in azimuth and elevation. It can be said that the radiation patterns of the designed metasurface aperture are more diverse in azimuth. In other words, as random measurement matrices improve sensing performance [18], it can be considered that antenna masks for compressive sensing include more randomness in azimuth.

## V. CONCLUDING REMARKS

We presented a single-pixel DoA estimation technique leveraging GATs to learn directly from the compressed channel measurements to retrieve the DoA information. It was shown that the developed technique can achieve DoA estimation from the compressed measurements without the necessity for a reconstruction step. In doing so, it was demonstrated that the learning process can benefit from increasing the SNR level and the number of spatio-temporally incoherent modes synthesized by the single-pixel coded-aperture. As a particular example, we showed that, using  $M = 2000$  aperture mask configurations, at an SNR level of 10 dB, the estimation error in the azimuth and elevation angles were below  $2^\circ$ , confirming the potential of the presented technique for high-fidelity DoA estimation using a single-pixel receiver architecture and without the need for an additional reconstruction step.

## REFERENCES

- [1] K. Guan, B. Peng, D. He, J. M. Eckhardt, S. Rey, B. Ai, Z. Zhong, and T. Kürner, "Channel characterization for intra-wagon communication at 60 and 300 GHz bands," *IEEE Trans. Veh. Technol.*, vol. 68, no. 6, pp. 5193–5207, 2019.
- [2] Z. Ma, B. Ai, R. He, G. Wang, Y. Niu, M. Yang, J. Wang, Y. Li, and Z. Zhong, "Impact of UAV rotation on MIMO channel characterization for air-to-ground communication systems," *IEEE Trans. Veh. Technol.*, vol. 69, no. 11, pp. 12418–12431, 2020.
- [3] J. Chen, S. Guan, Y. Tong, and L. Yan, "Two-dimensional direction of arrival estimation for improved archimedean spiral array with MUSIC algorithm," *IEEE Access*, vol. 6, pp. 49740–49745, 2018.
- [4] Z. Wang, Z. Xiaofei, S. Huapu, and C. Renzheng, "Non-circular generalised-ESPRIT algorithm for direction of arrival estimation," *IET Radar, Sonar & Navigation*, vol. 11, no. 5, pp. 736–744, 2016.
- [5] T. Wu, X. Yin, L. Zhang, and J. Ning, "Measurement-based channel characterization for 5G downlink based on passive sounding in sub-6 GHz 5G commercial networks," *IEEE Trans. Wireless Commun.*, vol. 20, no. 5, pp. 3225–3239, 2021.
- [6] M. F. Imani, J. N. Gollub, O. Yurduseven, A. V. Diebold, M. Boyarsky, T. Fromenteze, L. Pulido-Mancera, T. Sleasman, and D. R. Smith, "Review of metasurface antennas for computational microwave imaging," *IEEE Trans. Antennas Propag.*, vol. 68, no. 3, pp. 1860–1875, 2020.
- [7] O. Yurduseven, M. A. B. Abbasi, T. Fromenteze, and V. Fusco, "Frequency-diverse computational direction of arrival estimation technique," *Scientific Reports*, vol. 9, no. 1, pp. 1–12, 2019.
- [8] G. Z. Karabulut, T. Kurt, and A. Yongaçoglu, "Angle of arrival detection by matching pursuit algorithm," in *IEEE Vehicular Technology Conference*, vol. 1, 2004, pp. 324–328.
- [9] J. Lee, I. Lee, and J. Kang, "Self-attention graph pooling," *arXiv preprint arXiv:1904.08082*, 2019.
- [10] P. Veličković, G. Cucurull, A. Casanova, A. Romero, P. Lio, and Y. Bengio, "Graph attention networks," *arXiv preprint arXiv:1710.10903*, 2018.
- [11] K. Tekbıyık, G. K. Kurt, C. Huang, A. R. Ekti, and H. Yanikomeroglu, "Channel estimation for full-duplex RIS-assisted HAPS backhauling with graph attention networks," in *IEEE International Conference on Communications*, 2021, pp. 1–6.
- [12] D. J. Brady, K. Choi, D. L. Marks, R. Horisaki, and S. Lim, "Compressive holography," *Optics Express*, vol. 17, no. 15, pp. 13040–13049, 2009.
- [13] D. L. Donoho, "Compressed sensing," *IEEE Trans. Inf. Theory*, vol. 52, no. 4, pp. 1289–1306, 2006.
- [14] T. Sleasman, M. F. Imani, O. Yurduseven, K. P. Trofater, V. R. Gowda, D. L. Marks, J. N. Gollub, and D. R. Smith, "Near field scan alignment procedure for electrically large apertures," *IEEE Trans. Antennas Propag.*, vol. 65, no. 6, pp. 3257–3262, 2017.
- [15] O. Yurduseven, T. Fromenteze, and D. R. Smith, "Relaxation of alignment errors and phase calibration in computational frequency-diverse imaging using phase retrieval," *IEEE Access*, vol. 6, pp. 14884–14894, 2018.
- [16] I. Goodfellow, Y. Bengio, and A. Courville, *Deep Learning*. MIT Press, 2016.
- [17] K. Tekbıyık, O. Yurduseven, and G. Karabulut Kurt, "DoA-Net: Single-pixel compressive direction of arrival estimation," 2021. [Online]. Available: <https://dx.doi.org/10.21227/fn5h-xc35>
- [18] T. T. Do, L. Gan, N. H. Nguyen, and T. D. Tran, "Fast and efficient compressive sensing using structurally random matrices," *IEEE Trans. Signal Process.*, vol. 60, no. 1, pp. 139–154, 2011.